



Qualifying 4

Pl	No	Cl	Name	Car	Laps	Time on Lap	Behind	MPH
1	88		Richard WEBB	Spire RGBR	7	1:11.04	4	100.34
2	14		Paul SMITH	Mittell SSRD MC-53	8	1:11.31	8	99.96
3	1		Ryan YARROW	Spire GT3-Y	8	1:12.43	6	98.41
4	43		Paul ROGERS	Spire GT3S	8	1:12.57	4	98.22
5	8		Dan CLOWES	Mittell MC-53	8	1:13.32	5	97.22
6	72		Jonathan McGILL	Spire GT3	8	1:13.84	6	96.53
7	44		Carl AUSTEN	Spire GT3S	7	1:14.04	7	96.27
8	63		Colin CHAPMAN	Spire GT320S	8	1:14.06	6	96.25
9	21		Phil HUTCHINS	Mittell MC-53	8	1:14.97	5	95.08
10	33		Daniel ASHBY	Spire GT3	8	1:15.12	3	94.89
11	9		Ian HUTCHINSON	Spire GT3	7	1:16.12	7	93.64
12	34		Stephen DEAN	Spire GT3	7	1:16.70	6	92.93
13	85	INV	David WATSON	MK Indy RLM Cup 200	5	1:17.93	3	91.47
14	65	INV	Matthew BOOTH	MK Indy RLM Cup 200	7	1:18.02	4	91.36
15	5		Ed COLLINGS	Spire GT3	7	1:18.53	5	90.77
16	11		Paul SAWYER	Spire GT3S	7	1:19.01	4	90.22

Not-Seen

77 Matt THOMAS Spire GT3

Weather / Track:

Start Time : 10:23

Donington Park National

06 Aug 22 10:38

Clerk of Course :	Time Issued :	Chief Timekeeper : Terry Stevens
-------------------	---------------	----------------------------------

THESE RESULTS REMAIN PROVISIONAL FOR A MINIMUM OF 30 MINUTES FROM THE TIME OF ISSUE AND UNTIL ALL JUDICIAL AND TECHNICAL MATTERS HAVE BEEN SETTLED.



Lap Chart

RLM Racing Sports 1000 Championship - Qualifying 4

Lap 1		Lap 2		Lap 3		Lap 4		Lap 5		Lap 6		Lap 7		Lap 8		Lap 9		Lap 10	
No	Time	No	Time	No	Time	No	Time	No	Time	No	Time	No	Time	No	Time	No	Time	No	Time
1	1:40.28	1	2:53.71	1	4:07.04	14	5:20.33	14	6:31.68	1	7:48.53	14	9:07.95	14	10:19.26				
63	1:41.96	14	2:55.38	14	4:07.52	1	5:20.66	88	6:32.70	14	7:52.75	63	9:10.10	43	10:24.38				
14	1:42.72	63	2:57.46	88	4:10.56	88	5:21.60	1	6:36.10	88	7:54.82	43	9:10.30	63	10:25.43				
43	1:43.72	43	2:58.39	63	4:12.34	63	5:26.84	63	6:40.91	63	7:54.97	65	9:10.91 *1	1	10:30.00				
21	1:45.21	88	2:58.48	43	4:15.60	43	5:28.17	43	6:44.63	43	7:57.31	1	9:11.72	72	10:32.53				
88	1:45.92	21	3:01.44	21	4:17.08	21	5:32.11	21	6:47.08	21	8:02.40	21	9:17.88	65	10:34.36 *1				
72	1:47.73	72	3:03.46	72	4:19.89	72	5:35.12	72	6:50.17	72	8:04.01	72	9:18.14	21	10:35.93				
33	1:49.38	33	3:05.72	33	4:20.84	33	5:37.22	33	6:52.78	33	8:08.55	33	9:25.04	33	10:41.54				
8	1:49.83	8	3:13.45	8	4:27.37	8	5:40.97	8	6:54.29	8	8:16.66	8	9:30.34	8	10:45.41				
9	1:55.25	9	3:14.64	9	4:31.93	9	5:48.65	9	7:05.35	9	8:21.55	9	9:37.67	85	10:46.43 *3				
34	1:59.86	34	3:18.68	85	4:36.96	34	5:55.11	44	7:10.98	44	8:25.27	44	9:39.31						
11	2:00.60	85	3:19.03	34	4:37.51	44	5:55.54	34	7:13.32	34	8:30.02	34	9:46.92						
85	2:01.03	44	3:20.22	44	4:40.61	85	5:59.80	11	7:20.66	11	8:40.09	11	9:59.36						
44	2:03.49	11	3:22.08	11	4:41.71	11	6:00.72	5	7:35.51	5	8:54.95	5	10:14.69						
65	2:07.55	65	3:26.23	65	4:44.77	65	6:02.79	65	7:36.01			88	10:18.06						
5	2:09.14	5	3:37.35	5	4:58.27	5	6:16.98												


RACE GRID

Race 5

RLM Racing Sports 1000 Championship

ROW 8	5 01:18.530 Ed COLLINGS 15	11 01:19.010 Paul SAWYER 16
ROW 7	85 01:17.930 David WATSON 13	65 01:18.020 Matthew BOOTH 14
ROW 6	9 01:16.120 Ian HUTCHINSON 11	34 01:16.700 Stephen DEAN 12
ROW 5	21 01:14.970 Phil HUTCHINS 9	33 01:15.120 Daniel ASHBY 10
ROW 4	44 01:14.040 Carl AUSTEN 7	63 01:14.060 Colin CHAPMAN 8
ROW 3	8 01:13.320 Dan CLOWES 5	72 01:13.840 Jonathan McGILL 6
ROW 2	1 01:12.430 Ryan YARROW 3	43 01:12.570 Paul ROGERS 4
ROW 1	88 01:11.040 Richard WEBB 1	14 01:11.310 Paul SMITH 2

POLE





Provisional Results - Race 5

Pl	No	Cl	Name	Car	Laps	Time	Behind	MPH	Best Lap on	MPH
1	14		Paul SMITH	Mittell SSRD MC-53	11	15:14.60		85.73	1:12.18	6 98.75
2	88		Richard WEBB	Spire RGBR	11	15:21.45	6.85	85.09	1:11.91	9 99.12
3	1		Ryan YARROW	Spire GT3-Y	11	15:23.94	9.34	84.86	1:13.40	6 97.11
4	43		Paul ROGERS	Spire GT3S	11	15:29.93	15.33	84.32	1:14.04	4 96.27
5	63		Colin CHAPMAN	Spire GT320S	11	15:32.73	18.13	84.06	1:14.10	5 96.19
6	21		Phil HUTCHINS	Mittell MC-53	11	15:45.11	30.51	82.96	1:14.40	8 95.81
7	44		Carl AUSTEN	Spire GT3S	11	15:52.88	38.28	82.29	1:14.63	7 95.51
8	85	INV	David WATSON	MK Indy RLM Cup 200	11	16:03.31	48.71	81.39	1:16.49	10 93.19
9	9		Ian HUTCHINSON	Spire GT3	11	16:07.82	53.22	81.02	1:16.64	10 93.01
10	34		Stephen DEAN	Spire GT3	11	16:16.33	1:01.73	80.31	1:18.35	8 90.98
11	65	INV	Matthew BOOTH	MK Indy RLM Cup 200	11	16:27.27	1:12.67	79.42	1:17.99	4 91.40
Not-Classified										
	8		Dan CLOWES	Mittell MC-53	8	12:15.81	DNF	77.50	1:14.48	4 95.70
	33		Daniel ASHBY	Spire GT3	4	7:29.01	DNF	63.50	1:19.27	3 89.92
	5		Ed COLLINGS	Spire GT3	1	2:46.62	DNF	42.78		0 0.00
Non-Starters										
	11		Paul SAWYER	Spire GT3S						
	72		Jonathan McGILL	Spire GT3						
Fastest Lap										
	88		Richard WEBB	Spire RGBR					1:11.91	9 99.12
	85	INV	David WATSON	MK Indy RLM Cup 200					1:16.49	10 93.19

No 44 10s penalty - jump start

Weather / Track:

Start Time : 14:39

Donington Park National

06 Aug 22 15:03

Clerk of Course :	Time Issued :	Chief Timekeeper : Terry Stevens
-------------------	---------------	----------------------------------

THESE RESULTS REMAIN PROVISIONAL FOR A MINIMUM OF 30 MINUTES FROM THE TIME OF ISSUE AND UNTIL ALL JUDICIAL AND TECHNICAL MATTERS HAVE BEEN SETTLED.



Lap Chart

RLM Racing Sports 1000 Championship - Race 5

Lap 1		Lap 2		Lap 3		Lap 4		Lap 5		Lap 6		Lap 7		Lap 8		Lap 9		Lap 10	
No	Time	No	Time	No	Time	No	Time	No	Time	No	Time	No	Time	No	Time	No	Time	No	Time
88	1:20.69	88	4:19.79	88	5:32.77	88	6:45.31	88	7:57.76	88	9:09.98	88	10:22.18	14	11:35.57	88	12:47.97	14	14:01.19
14	1:21.47	14	4:20.03	14	5:33.28	14	6:45.63	14	7:58.24	14	9:10.42	14	10:22.62	88	11:36.06	14	12:48.02	88	14:04.91
1	1:22.37	1	4:20.30	1	5:34.20	1	6:47.77	1	8:01.34	1	9:14.74	1	10:28.47	1	11:42.56	1	12:56.33	1	14:09.79
43	1:22.52	43	4:20.56	43	5:35.33	43	6:49.37	43	8:03.42	43	9:17.81	43	10:31.92	43	11:46.12	43	13:00.70	43	14:15.13
63	1:24.03	63	4:21.23	63	5:36.79	63	6:51.18	63	8:05.28	63	9:19.80	63	10:34.40	63	11:49.06	63	13:03.80	63	14:18.48
8	1:25.08	8	4:21.69	8	5:37.78	8	6:52.26	44	8:11.26	44	9:26.58	44	10:41.21	44	11:56.96	44	13:12.96	44	14:27.75
44	1:26.33	44	4:23.18	44	5:39.65	44	6:54.85	21	8:13.95	21	9:29.58	21	10:44.51	21	11:58.91	21	13:15.02	21	14:30.43
21	1:32.58	21	4:25.49	21	5:42.11	21	6:57.78	8	8:15.56	8	9:30.14	8	10:45.10	85	12:11.51	85	13:28.66	85	14:45.15
85	1:33.48	85	4:25.70	85	5:43.24	85	7:02.70	85	8:19.51	85	9:36.32	85	10:53.81	8	12:15.81	9	13:33.85	9	14:50.49
65	1:34.48	65	4:26.07	65	5:44.71	85	7:02.77	65	8:21.32	9	9:41.05	9	10:59.54	9	12:16.73	34	13:38.04	34	14:57.04
34	1:35.36	34	4:27.20	34	5:45.89	34	7:04.51	9	8:22.78	34	9:42.20	34	11:01.29	34	12:19.64	65	13:47.60	65	15:07.34
9	1:38.03	9	4:28.70	9	5:46.49	9	7:05.02	34	8:23.36	65	9:44.62	65	11:09.38	65	12:28.13				
33	1:41.21	33	4:29.59	33	5:48.86	33	7:29.01												
5	2:46.62																		

Lap Chart

RLM Racing Sports 1000 Championship - Race 5

Lap 11		Lap 12		Lap 13		Lap 14		Lap 15		Lap 16		Lap 17		Lap 18		Lap 19		Lap 20	
No	Time	No	Time	No	Time	No	Time	No	Time	No	Time	No	Time	No	Time	No	Time	No	Time
14	15:14.60																		
88	15:21.45																		
1	15:23.94																		
43	15:29.93																		
63	15:32.73																		
21	15:45.11																		
44	15:52.88																		
85	16:03.31																		
9	16:07.82																		
34	16:16.33																		
65	16:27.27																		

RLM Racing Sports 1000 Championship

LAP TIMES - Race 5

1	Ryan YARROW										
Lap	1	2	3	4	5	6	7	8	9	10	
1	1:22.37	2:57.93	1:13.90	1:13.57	1:13.57	1:13.40	1:13.73	1:14.09	1:13.77	1:13.46	
11	1:14.15										

5	Ed COLLINGS										
Lap	1	2	3	4	5	6	7	8	9	10	
1	2:46.62										

8	Dan CLOWES										
Lap	1	2	3	4	5	6	7	8	9	10	
1	1:25.08	2:56.61	1:16.09	1:14.48	1:23.30	1:14.58	1:14.96	1:30.71			

9	Ian HUTCHINSON										
Lap	1	2	3	4	5	6	7	8	9	10	
1	1:38.03	2:50.67	1:17.79	1:18.53	1:17.76	1:18.27	1:18.49	1:17.19	1:17.12	1:16.64	
11	1:17.33										

14	Paul SMITH										
Lap	1	2	3	4	5	6	7	8	9	10	
1	1:21.47	2:58.56	1:13.25	1:12.35	1:12.61	1:12.18	1:12.20	1:12.95	1:12.45	1:13.17	
11	1:13.41										

21	Phil HUTCHINS										
Lap	1	2	3	4	5	6	7	8	9	10	
1	1:32.58	2:52.91	1:16.62	1:15.67	1:16.17	1:15.63	1:14.93	1:14.40	1:16.11	1:15.41	
11	1:14.68										

33	Daniel ASHBY										
Lap	1	2	3	4	5	6	7	8	9	10	
1	1:41.21	2:48.38	1:19.27	1:40.15							

34	Stephen DEAN										
Lap	1	2	3	4	5	6	7	8	9	10	
1	1:35.36	2:51.84	1:18.69	1:18.62	1:18.85	1:18.84	1:19.09	1:18.35	1:18.40	1:19.00	
11	1:19.29										

43	Paul ROGERS										
Lap	1	2	3	4	5	6	7	8	9	10	
1	1:22.52	2:58.04	1:14.77	1:14.04	1:14.05	1:14.39	1:14.11	1:14.20	1:14.58	1:14.43	
11	1:14.80										

44	Carl AUSTEN										
Lap	1	2	3	4	5	6	7	8	9	10	
1	1:26.33	2:56.85	1:16.47	1:15.20	1:16.41	1:15.32	1:14.63	1:15.75	1:16.00	1:14.79	
11	1:15.13										

63	Colin CHAPMAN										
Lap	1	2	3	4	5	6	7	8	9	10	
1	1:24.03	2:57.20	1:15.56	1:14.39	1:14.10	1:14.52	1:14.60	1:14.66	1:14.74	1:14.68	
11	1:14.25										

65 Matthew BOOTH

Lap	1	2	3	4	5	6	7	8	9	10
1	1:34.48	2:51.59	1:18.64	1:17.99	1:18.62	1:23.30	1:24.76	1:18.75	1:19.47	1:19.74
11	1:19.93									

85 David WATSON

Lap	1	2	3	4	5	6	7	8	9	10
1	1:33.48	2:52.22	1:17.54	1:19.53	1:16.74	1:16.81	1:17.49	1:17.70	1:17.15	1:16.49
11	1:18.16									

88 Richard WEBB


Lap	1	2	3	4	5	6	7	8	9	10
1	1:20.69	2:59.10	1:12.98	1:12.54	1:12.45	1:12.22	1:12.20	1:13.88	1:11.91	1:16.94
11	1:16.54									

RACE GRID

Race 12

RLM Racing Sports 1000 Championship

ROW 8		72 Jonathan McGILL 15		11 Paul SAWYER 16	
ROW 7	33 01:19.270 Daniel ASHBY 13		5 02:46.620 Ed COLLINGS 14		
ROW 6		65 01:17.990 Matthew BOOTH 11		34 01:18.350 Stephen DEAN 12	
ROW 5	85 01:16.490 David WATSON 9		9 01:16.640 Ian HUTCHINSON 10		
ROW 4		8 01:14.480 Dan CLOWES 7		44 01:14.630 Carl AUSTEN 8	
ROW 3	63 01:14.100 Colin CHAPMAN 5		21 01:14.400 Phil HUTCHINS 6		
ROW 2		1 01:13.400 Ryan YARROW 3		43 01:14.040 Paul ROGERS 4	
ROW 1	88 01:11.910 Richard WEBB 1		14 01:12.180 Paul SMITH 2		
POLE					





Provisional Results - Race 12

Pl	No	Cl	Name	Car	Laps	Time	Behind	MPH	Best Lap on	MPH
1	88		Richard WEBB	Spire RGBR	13	15:47.09		97.84	1:12.21	13 98.71
2	14		Paul SMITH	Mittell SSRD MC-53	13	15:47.88	0.79	97.76	1:12.00	12 99.00
3	8		Dan CLOWES	Mittell MC-53	13	16:10.39	23.30	95.49	1:13.27	10 97.28
4	43		Paul ROGERS	Spire GT3S	13	16:11.29	24.20	95.40	1:13.04	8 97.59
5	63		Colin CHAPMAN	Spire GT320S	13	16:14.95	27.86	95.04	1:13.89	7 96.47
6	1		Ryan YARROW	Spire GT3-Y	13	16:19.67	32.58	94.59	1:12.93	8 97.74
7	85	INV	David WATSON	MK Indy RLM Cup 200	13	16:49.54	1:02.45	91.79	1:16.39	11 93.31
8	34		Stephen DEAN	Spire GT3	13	16:57.82	1:10.73	91.04	1:16.64	11 93.01
9	5		Ed COLLINGS	Spire GT3	13	16:58.16	1:11.07	91.01	1:16.52	7 93.15
10	9		Ian HUTCHINSON	Spire GT3	12	15:47.09	1 Lap	90.31	1:16.34	6 93.37
11	33		Daniel ASHBY	Spire GT3	12	15:50.34	1 Lap	90.01	1:17.01	7 92.56
12	65	INV	Matthew BOOTH	MK Indy RLM Cup 200	12	16:29.16	1 Lap	86.47	1:18.21	4 91.14
Not-Classified										
	72		Jonathan McGILL	Spire GT3	9	11:44.77	DNF	91.03	1:15.30	9 94.66
	21		Phil HUTCHINS	Mittell MC-53	8	10:27.96	DNF	90.81	1:13.73	7 96.68
	44		Carl AUSTEN	Spire GT3S	7	8:53.37	DNF	93.55	1:14.23	7 96.03
Non-Starters										
	11		Paul SAWYER	Spire GT3S						
Fastest Lap										
	14		Paul SMITH	Mittell SSRD MC-53					1:12.00	12 99.00
	85	INV	David WATSON	MK Indy RLM Cup 200					1:16.39	11 93.31

Weather / Track:

Start Time : 10:20

Donington Park National

07 Aug 22 10:42

Clerk of Course :	Time Issued :	Chief Timekeeper : Terry Stevens
-------------------	---------------	----------------------------------

THESE RESULTS REMAIN PROVISIONAL FOR A MINIMUM OF 30 MINUTES FROM THE TIME OF ISSUE AND UNTIL ALL JUDICIAL AND TECHNICAL MATTERS HAVE BEEN SETTLED.



Lap Chart

RLM Racing Sports 1000 Championship - Race 12

Lap 1		Lap 2		Lap 3		Lap 4		Lap 5		Lap 6		Lap 7		Lap 8		Lap 9		Lap 10	
No	Time	No	Time	No	Time	No	Time	No	Time	No	Time	No	Time	No	Time	No	Time	No	Time
88	1:16.78	88	2:29.62	88	3:42.42	88	4:54.83	88	6:07.37	88	7:20.10	88	8:32.50	88	9:45.28	88	10:57.65	14	12:10.25
14	1:17.51	14	2:29.93	14	3:42.77	14	4:55.14	14	6:07.70	14	7:20.30	14	8:32.68	14	9:45.71	14	10:57.93	88	12:10.29
43	1:18.89	43	2:32.55	43	3:45.92	1	5:03.15	1	6:16.76	1	7:30.06	1	8:43.12	1	9:56.05	8	11:15.49	8	12:28.76
1	1:19.61	1	2:33.00	1	3:46.54	8	5:06.01	8	6:19.56	8	7:33.16	8	8:46.52	8	10:00.77	43	11:15.74	43	12:29.11
63	1:21.58	63	2:36.08	63	3:50.60	63	5:06.59	63	6:20.85	43	7:35.40	43	8:48.85	43	10:01.89	63	11:18.07	63	12:32.14
8	1:22.04	8	2:36.64	8	3:51.36	43	5:08.65	43	6:22.04	63	7:36.05	63	8:49.94	63	10:03.87	1	11:25.17	1	12:38.55
44	1:23.59	44	2:39.15	44	3:53.80	44	5:08.82	44	6:23.64	21	7:38.95	21	8:52.68	85	10:25.40	85	11:42.80	85	12:59.69
21	1:24.05	21	2:39.62	21	3:54.52	21	5:09.93	21	6:24.07	44	7:39.14	44	8:53.37	9	10:26.17	72	11:44.77	34	13:07.19
9	1:24.70	9	2:41.58	85	3:58.24	85	5:15.22	85	6:31.73	9	7:49.00	9	9:05.90	21	10:27.96	34	11:49.11	5	13:07.75
85	1:24.87	85	2:41.67	9	3:59.10	9	5:16.24	9	6:32.66	85	7:49.11	85	9:06.02	72	10:29.47	5	11:50.17	9	13:13.07
34	1:25.42	65	2:44.30	34	4:02.67	34	5:21.05	34	6:37.99	34	7:55.00	72	9:12.96	34	10:30.65	33	11:54.19	33	13:13.47
65	1:25.70	34	2:44.43	65	4:03.83	33	5:21.63	33	6:38.66	72	7:55.79	34	9:13.03	5	10:33.14	9	11:55.19		
72	1:26.21	72	2:44.63	33	4:04.03	65	5:22.04	72	6:39.62	33	7:56.18	33	9:13.19	33	10:34.13	65	12:04.75		
33	1:26.73	33	2:44.75	5	4:05.31	5	5:22.76	5	6:41.03	5	7:57.69	5	9:14.21	65	10:41.36				
5	1:28.68	5	2:46.86	72	4:08.00	72	5:23.71	65	6:41.38	65	8:00.31	65	9:20.30						

Lap Chart

RLM Racing Sports 1000 Championship - Race 12

Lap 11		Lap 12		Lap 13		Lap 14		Lap 15		Lap 16		Lap 17		Lap 18		Lap 19		Lap 20	
No	Time	No	Time	No	Time	No	Time	No	Time	No	Time	No	Time	No	Time	No	Time	No	Time
14	13:22.62	14	14:34.62	88	15:47.09														
88	13:22.65	88	14:34.88	9	15:47.09 *1														
65	13:32.29 *1	8	14:56.16	14	15:47.88														
8	13:42.57	43	14:56.19	33	15:50.34 *1														
43	13:42.89	63	15:00.29	8	16:10.39														
63	13:46.03	65	15:00.39 *1	43	16:11.29														
1	13:52.77	1	15:06.12	63	16:14.95														
85	14:16.08	85	15:32.93	1	16:19.67														
34	14:23.83	34	15:40.82	65	16:29.16 *1														
5	14:24.56	5	15:41.45	85	16:49.54														
9	14:30.51			34	16:57.82														
33	14:31.02			5	16:58.16														

RLM Racing Sports 1000 Championship

LAP TIMES - Race 12

1 Ryan YARROW										
Lap	1	2	3	4	5	6	7	8	9	10
1	1:19.61	1:13.39	1:13.54	1:16.61	1:13.61	1:13.30	1:13.06	1:12.93	1:29.12	1:13.38
11	1:14.22	1:13.35	1:13.55							

5 Ed COLLINGS										
Lap	1	2	3	4	5	6	7	8	9	10
1	1:28.68	1:18.18	1:18.45	1:17.45	1:18.27	1:16.66	1:16.52	1:18.93	1:17.03	1:17.58
11	1:16.81	1:16.89	1:16.71							

8 Dan CLOWES										
Lap	1	2	3	4	5	6	7	8	9	10
1	1:22.04	1:14.60	1:14.72	1:14.65	1:13.55	1:13.60	1:13.36	1:14.25	1:14.72	1:13.27
11	1:13.81	1:13.59	1:14.23							

9 Ian HUTCHINSON										
Lap	1	2	3	4	5	6	7	8	9	10
1	1:24.70	1:16.88	1:17.52	1:17.14	1:16.42	1:16.34	1:16.90	1:20.27	1:29.02	1:17.88
11	1:17.44	1:16.58								

14 Paul SMITH										
Lap	1	2	3	4	5	6	7	8	9	10
1	1:17.51	1:12.42	1:12.84	1:12.37	1:12.56	1:12.60	1:12.38	1:13.03	1:12.22	1:12.32
11	1:12.37	1:12.00	1:13.26							

21 Phil HUTCHINS										
Lap	1	2	3	4	5	6	7	8	9	10
1	1:24.05	1:15.57	1:14.90	1:15.41	1:14.14	1:14.88	1:13.73	1:35.28		

33 Daniel ASHBY										
Lap	1	2	3	4	5	6	7	8	9	10
1	1:26.73	1:18.02	1:19.28	1:17.60	1:17.03	1:17.52	1:17.01	1:20.94	1:20.06	1:19.28
11	1:17.55	1:19.32								

34 Stephen DEAN										
Lap	1	2	3	4	5	6	7	8	9	10
1	1:25.42	1:19.01	1:18.24	1:18.38	1:16.94	1:17.01	1:18.03	1:17.62	1:18.46	1:18.08
11	1:16.64	1:16.99	1:17.00							

43 Paul ROGERS										
Lap	1	2	3	4	5	6	7	8	9	10
1	1:18.89	1:13.66	1:13.37	1:22.73	1:13.39	1:13.36	1:13.45	1:13.04	1:13.85	1:13.37
11	1:13.78	1:13.30	1:15.10							

44 Carl AUSTEN										
Lap	1	2	3	4	5	6	7	8	9	10
1	1:23.59	1:15.56	1:14.65	1:15.02	1:14.82	1:15.50	1:14.23			

63 Colin CHAPMAN

Lap	1	2	3	4	5	6	7	8	9	10
1	1:21.58	1:14.50	1:14.52	1:15.99	1:14.26	1:15.20	1:13.89	1:13.93	1:14.20	1:14.07
11	1:13.89	1:14.26	1:14.66							

65 Matthew BOOTH

Lap	1	2	3	4	5	6	7	8	9	10
1	1:25.70	1:18.60	1:19.53	1:18.21	1:19.34	1:18.93	1:19.99	1:21.06	1:23.39	1:27.54
11	1:28.10	1:28.77								

72 Jonathan McGILL

Lap	1	2	3	4	5	6	7	8	9	10
1	1:26.21	1:18.42	1:23.37	1:15.71	1:15.91	1:16.17	1:17.17	1:16.51	1:15.30	

85 David WATSON

Lap	1	2	3	4	5	6	7	8	9	10
1	1:24.87	1:16.80	1:16.57	1:16.98	1:16.51	1:17.38	1:16.91	1:19.38	1:17.40	1:16.89
11	1:16.39	1:16.85	1:16.61							

88 Richard WEBB

Lap	1	2	3	4	5	6	7	8	9	10
1	1:16.78	1:12.84	1:12.80	1:12.41	1:12.54	1:12.73	1:12.40	1:12.78	1:12.37	1:12.64
11	1:12.36	1:12.23	1:12.21							


RACE GRID

Race 17

RLM Racing Sports 1000 Championship

ROW 8	65 01:18.210 Matthew BOOTH 15	11 - Paul SAWYER 16
ROW 7	34 01:16.640 Stephen DEAN 13	33 01:17.010 Daniel ASHBY 14
ROW 6	85 01:16.390 David WATSON 11	5 01:16.520 Ed COLLINGS 12
ROW 5	72 01:15.300 Jonathan McGILL 9	9 01:16.340 Ian HUTCHINSON 10
ROW 4	63 01:13.890 Colin CHAPMAN 7	44 01:14.230 Carl AUSTEN 8
ROW 3	8 01:13.270 Dan CLOWES 5	21 01:13.730 Phil HUTCHINS 6
ROW 2	1 01:12.930 Ryan YARROW 3	43 01:13.040 Paul ROGERS 4
ROW 1	14 01:12.000 Paul SMITH 1	88 01:12.210 Richard WEBB 2

POLE





Provisional Results - Race 17

Pl	No	Cl	Name	Car	Laps	Time	Behind	MPH	Best Lap on	MPH
1	88		Richard WEBB	Spire RGBR	13	15:44.30		98.13	1:11.49	6 99.71
2	1		Ryan YARROW	Spire GT3-Y	13	15:55.26	10.96	97.00	1:12.37	13 98.49
3	43		Paul ROGERS	Spire GT3S	13	16:02.77	18.47	96.25	1:13.07	5 97.55
4	63		Colin CHAPMAN	Spire GT320S	13	16:14.87	30.57	95.05	1:13.65	5 96.78
5	21		Phil HUTCHINS	Mittell MC-53	13	16:15.05	30.75	95.04	1:14.05	7 96.26
6	8		Dan CLOWES	Mittell MC-53	13	16:21.69	37.39	94.39	1:13.68	6 96.74
7	72		Jonathan McGILL	Spire GT3	13	16:25.53	41.23	94.02	1:13.38	11 97.14
8	44		Carl AUSTEN	Spire GT3S	13	16:29.72	45.42	93.63	1:14.05	11 96.26
9	5		Ed COLLINGS	Spire GT3	13	16:52.42	1:08.12	91.53	1:15.43	12 94.50
10	34		Stephen DEAN	Spire GT3	13	16:59.58	1:15.28	90.88	1:16.95	12 92.63
11	33		Daniel ASHBY	Spire GT3	13	16:59.81	1:15.51	90.86	1:16.20	7 93.54
12	85	INV	David WATSON	MK Indy RLM Cup 200	13	17:00.40	1:16.10	90.81	1:16.51	6 93.16
13	65	INV	Matthew BOOTH	MK Indy RLM Cup 200	12	15:50.68	1 Lap	89.97	1:17.63	9 91.82
14	9		Ian HUTCHINSON	Spire GT3	12	16:05.58	1 Lap	88.59	1:15.51	6 94.40
Not-Classified										
	14		Paul SMITH	Mittell SSRD MC-53	3	3:54.07	DNF	91.36	1:14.20	2 96.06
Non-Starters										
	11		Paul SAWYER	Spire GT3S						
Fastest Lap										
	88		Richard WEBB	Spire RGBR					1:11.49	6 99.71
	85	INV	David WATSON	MK Indy RLM Cup 200					1:16.51	6 93.16

Track limits penalties: 85 +5

Weather / Track:

Start Time : 13:37

Donington Park National

07 Aug 22 14:01

Clerk of Course :	Time Issued :	Chief Timekeeper : Terry Stevens
-------------------	---------------	----------------------------------

THESE RESULTS REMAIN PROVISIONAL FOR A MINIMUM OF 30 MINUTES FROM THE TIME OF ISSUE AND UNTIL ALL JUDICIAL AND TECHNICAL MATTERS HAVE BEEN SETTLED.



Lap Chart

RLM Racing Sports 1000 Championship - Race 17

Lap 1		Lap 2		Lap 3		Lap 4		Lap 5		Lap 6		Lap 7		Lap 8		Lap 9		Lap 10	
No	Time	No	Time	No	Time	No	Time	No	Time	No	Time	No	Time	No	Time	No	Time	No	Time
1	1:18.88	88	2:32.97	88	3:45.15	88	4:57.45	88	6:09.35	88	7:20.84	88	8:32.39	88	9:44.04	88	10:56.11	88	12:08.34
88	1:19.08	1	2:33.39	1	3:46.18	1	4:59.54	1	6:13.00	1	7:25.84	1	8:38.72	1	9:51.37	1	11:04.35	9	12:11.55 *1
14	1:19.70	14	2:33.90	43	3:47.55	43	5:00.77	43	6:13.84	43	7:27.35	43	8:40.53	43	9:53.71	43	11:07.38	1	12:17.24
43	1:19.87	43	2:34.07	8	3:49.46	63	5:04.02	63	6:17.67	63	7:31.91	63	8:46.64	8	10:01.59	8	11:16.41	43	12:20.87
63	1:20.16	63	2:34.34	63	3:49.67	8	5:04.42	8	6:18.39	8	7:32.07	8	8:47.03	63	10:01.90	63	11:16.73	8	12:30.59
8	1:20.72	8	2:35.07	21	3:50.05	21	5:05.58	21	6:20.23	21	7:34.83	21	8:48.88	21	10:03.43	21	11:17.78	63	12:30.86
21	1:21.55	21	2:35.82	14	3:54.07	44	5:15.29	44	6:30.28	44	7:45.23	44	9:00.31	44	10:15.37	44	11:30.83	21	12:32.19
85	1:24.01	5	2:42.27	5	3:59.24	72	5:16.54	72	6:30.94	72	7:45.52	72	9:00.46	72	10:15.88	72	11:30.85	72	12:44.87
9	1:25.03	85	2:42.47	44	4:00.13	9	5:18.60	9	6:34.70	9	7:50.21	9	9:06.24	85	10:27.10	85	11:44.44	44	12:46.29
5	1:25.60	44	2:42.88	85	4:00.26	85	5:18.69	85	6:35.30	85	7:51.81	85	9:08.50	5	10:32.40	5	11:48.28	85	13:01.38
44	1:26.25	9	2:43.60	72	4:00.65	34	5:22.13	34	6:40.00	5	7:57.33	5	9:14.27	34	10:33.10	34	11:50.83	5	13:04.24
72	1:26.47	72	2:44.00	9	4:01.35	65	5:22.34	5	6:40.23	34	7:58.19	34	9:15.38	33	10:33.85	33	11:51.05	34	13:08.20
65	1:26.55	65	2:45.05	65	4:03.01	33	5:22.84	65	6:40.68	33	7:59.82	33	9:16.02	65	10:38.15	65	11:55.78	33	13:08.66
34	1:27.21	34	2:45.51	34	4:03.36	5	5:23.43	33	6:41.11	65	8:00.28	65	9:18.15	9	10:54.53			65	13:13.71
33	1:28.00	33	2:45.81	33	4:03.59														

Lap Chart

RLM Racing Sports 1000 Championship - Race 17

Lap 11		Lap 12		Lap 13		Lap 14		Lap 15		Lap 16		Lap 17		Lap 18		Lap 19		Lap 20	
No	Time	No	Time	No	Time	No	Time	No	Time	No	Time	No	Time	No	Time	No	Time	No	Time
88	13:20.28	88	14:31.99	88	15:44.30														
9	13:27.57 *1	65	14:32.05 *1	65	15:50.68 *1														
1	13:30.03	1	14:42.89	1	15:55.26														
43	13:34.50	9	14:45.80 *1	43	16:02.77														
8	13:44.71	43	14:47.86	9	16:05.58 *1														
63	13:45.30	8	14:58.75	63	16:14.87														
21	13:46.65	63	14:59.71	21	16:15.05														
72	13:58.25	21	15:00.96	8	16:21.69														
44	14:00.34	72	15:11.89	72	16:25.53														
85	14:20.34	44	15:15.15	44	16:29.72														
5	14:20.42	5	15:35.85	5	16:52.42														
34	14:25.18	85	15:37.80	34	16:59.58														
33	14:25.52	34	15:42.13	33	16:59.81														
		33	15:42.62	85	17:00.40														

RLM Racing Sports 1000 Championship

LAP TIMES - Race 17

1	Ryan YARROW									
Lap	1	2	3	4	5	6	7	8	9	10
1	1:18.88	1:14.51	1:12.79	1:13.36	1:13.46	1:12.84	1:12.88	1:12.65	1:12.98	1:12.89
11	1:12.79	1:12.86	1:12.37							

5	Ed COLLINGS									
Lap	1	2	3	4	5	6	7	8	9	10
1	1:25.60	1:16.67	1:16.97	1:24.19	1:16.80	1:17.10	1:16.94	1:18.13	1:15.88	1:15.96
11	1:16.18	1:15.43	1:16.57							

8	Dan CLOWES									
Lap	1	2	3	4	5	6	7	8	9	10
1	1:20.72	1:14.35	1:14.39	1:14.96	1:13.97	1:13.68	1:14.96	1:14.56	1:14.82	1:14.18
11	1:14.12	1:14.04	1:22.94							

9	Ian HUTCHINSON									
Lap	1	2	3	4	5	6	7	8	9	10
1	1:25.03	1:18.57	1:17.75	1:17.25	1:16.10	1:15.51	1:16.03	1:48.29	1:17.02	1:16.02
11	1:18.23	1:19.78								

14	Paul SMITH									
Lap	1	2	3	4	5	6	7	8	9	10
1	1:19.70	1:14.20	1:20.17							

21	Phil HUTCHINS									
Lap	1	2	3	4	5	6	7	8	9	10
1	1:21.55	1:14.27	1:14.23	1:15.53	1:14.65	1:14.60	1:14.05	1:14.55	1:14.35	1:14.41
11	1:14.46	1:14.31	1:14.09							

33	Daniel ASHBY									
Lap	1	2	3	4	5	6	7	8	9	10
1	1:28.00	1:17.81	1:17.78	1:19.25	1:18.27	1:18.71	1:16.20	1:17.83	1:17.20	1:17.61
11	1:16.86	1:17.10	1:17.19							

34	Stephen DEAN									
Lap	1	2	3	4	5	6	7	8	9	10
1	1:27.21	1:18.30	1:17.85	1:18.77	1:17.87	1:18.19	1:17.19	1:17.72	1:17.73	1:17.37
11	1:16.98	1:16.95	1:17.45							

43	Paul ROGERS									
Lap	1	2	3	4	5	6	7	8	9	10
1	1:19.87	1:14.20	1:13.48	1:13.22	1:13.07	1:13.51	1:13.18	1:13.18	1:13.67	1:13.49
11	1:13.63	1:13.36	1:14.91							

44	Carl AUSTEN									
Lap	1	2	3	4	5	6	7	8	9	10
1	1:26.25	1:16.63	1:17.25	1:15.16	1:14.99	1:14.95	1:15.08	1:15.06	1:15.46	1:15.46
11	1:14.05	1:14.81	1:14.57							

63 Colin CHAPMAN

Lap	1	2	3	4	5	6	7	8	9	10
1	1:20.16	1:14.18	1:15.33	1:14.35	1:13.65	1:14.24	1:14.73	1:15.26	1:14.83	1:14.13
11	1:14.44	1:14.41	1:15.16							

65 Matthew BOOTH

Lap	1	2	3	4	5	6	7	8	9	10
1	1:26.55	1:18.50	1:17.96	1:19.33	1:18.34	1:19.60	1:17.87	1:20.00	1:17.63	1:17.93
11	1:18.34	1:18.63								

72 Jonathan McGILL

Lap	1	2	3	4	5	6	7	8	9	10
1	1:26.47	1:17.53	1:16.65	1:15.89	1:14.40	1:14.58	1:14.94	1:15.42	1:14.97	1:14.02
11	1:13.38	1:13.64	1:13.64							

85 David WATSON

Lap	1	2	3	4	5	6	7	8	9	10
1	1:24.01	1:18.46	1:17.79	1:18.43	1:16.61	1:16.51	1:16.69	1:18.60	1:17.34	1:16.94
11	1:18.96	1:17.46	1:17.60							

88 Richard WEBB

Lap	1	2	3	4	5	6	7	8	9	10
1	1:19.08	1:13.89	1:12.18	1:12.30	1:11.90	1:11.49	1:11.55	1:11.65	1:12.07	1:12.23
11	1:11.94	1:11.71	1:12.31							