



Provisional Qualifying Times for Races 5 & 18

750MC 750 Trophy Series

Pl	No	Cl	Name	Car	Laps	Time on Lap	Behind	MPH	
1	46	C	Peter CHATTIN	HCS	10	1:27.05	9	64.10	
2	11	C	Ben MYALL	Pigsty Mk13	9	1:28.39	9	1.34	63.13
3	1	C	Don RAWSON	Rawson Climax	9	1:30.95	9	3.90	61.35
4	92	A	Christian PEDERSEN	Austin 7 Single Seater	9	1:33.79	5	6.74	59.49
5	7	A	Michael INGLIS	Austin Seven Special/Black Sh	9	1:36.72	9	9.67	57.69
6	62	C	Helen GILFILLAN	Centaur Mk16	8	1:41.52	4	14.47	54.96
7	13	A	Gregan THRUSTON	Austin 7 Special	8	1:42.06	8	15.01	54.67
8	26	A	Mike WHITBY	Austin 7 Mason Special	8	1:47.50	8	20.45	51.91
9	21	A	Alistair FRAYLING-CORK	Austin 7 Special	8	1:48.38	4	21.33	51.49
10	32	A	David WHETTON	Austin 7 Mouse Racer	8	1:48.52	7	21.47	51.42

Weather / Track: Bright / Dry

Start Time : 10:56

Angelsey Coastal

04 Aug 12 11:12

Clerk of Course :	Time Issued :	Chief Timekeeper : Terry Stevens
-------------------	---------------	----------------------------------


THESE RESULTS REMAIN PROVISIONAL FOR A MINIMUM OF 30 MINUTES FROM THE TIME OF ISSUE AND UNTIL ALL JUDICIAL AND TECHNICAL MATTERS HAVE BEEN SETTLED.

Results produced on HS Sports Timing and Results Systems. Results online at www.750MC.co.uk


750MC 750 Trophy Series

LAP TIMES - Provisional Qualifying Times for Races 5 & 18

1	Don RAWSON									
Lap	1	2	3	4	5	6	7	8	9	10
1	1:58.42	1:40.11	1:35.61	1:32.78	1:35.81	1:34.03	1:31.08	1:31.52	1:30.95	
7	Michael INGLIS									
Lap	1	2	3	4	5	6	7	8	9	10
1	1:49.47	1:39.08	1:38.36	1:42.37	1:38.60	1:37.84	1:37.59	1:37.43	1:36.72	
11	Ben MYALL									
Lap	1	2	3	4	5	6	7	8	9	10
1	1:50.81	1:37.16	1:32.78	1:32.48	1:32.43	1:32.85	1:33.77	1:34.06	1:28.39	
13	Gregan THRUSTON									
Lap	1	2	3	4	5	6	7	8	9	10
1	1:52.29	1:50.61	1:44.18	1:44.27	1:44.23	1:44.04	1:42.68	1:42.06		
21	Alistair FRAYLING-CORK									
Lap	1	2	3	4	5	6	7	8	9	10
1	2:01.91	1:55.65	1:50.87	1:48.38	1:49.33	1:48.95	1:49.17	1:51.38		
26	Mike WHITBY									
Lap	1	2	3	4	5	6	7	8	9	10
1	2:00.61	1:55.76	1:50.75	1:48.40	1:51.05	1:47.91	1:48.02	1:47.50		
32	David WHETTON									
Lap	1	2	3	4	5	6	7	8	9	10
1	2:05.19	1:52.66	1:52.60	1:50.88	1:51.46	1:51.72	1:48.52	1:51.34		
46	Peter CHATTIN									
Lap	1	2	3	4	5	6	7	8	9	10
1	1:40.03	1:31.16	1:29.78	1:28.19	1:32.79	1:29.22	1:27.66	1:27.06	1:27.05	1:32.58
62	Helen GILFILLAN									
Lap	1	2	3	4	5	6	7	8	9	10
1	1:58.41	1:49.43	1:45.26	1:41.52	2:02.40	1:47.92	1:42.92	1:41.76		
92	Christian PEDERSEN									
Lap	1	2	3	4	5	6	7	8	9	10
1	1:49.37	1:37.93	1:35.25	1:34.13	1:33.79	1:35.51	1:37.23	1:39.07	1:34.82	




RACE GRID



750MC 750 Trophy Series

Race 5

ROW 6		
ROW 5	32 01:48.520 David WHETTON	21 01:48.380 Alistair FRAYLING-CORK
ROW 4	26 01:47.500 Mike WHITBY	13 01:42.060 Gregan THRUSTON
ROW 3	62 01:41.520 Helen GILFILLAN	7 01:36.720 Michael INGLIS
ROW 2	92 01:33.790 Christian PEDERSEN	1 01:30.950 Don RAWSON
ROW 1	11 01:28.390 Ben MYALL	46 01:27.050 Peter CHATTIN
		POLE





Provisional Results - Race 5

750MC 750 Trophy Series

Pl	No	Cl	Name	Car	Laps	Time	Behind	MPH	Best Lap on	MPH
1	46	C	Peter CHATTIN	HCS	10	14:46.47		62.95	1:26.52	2 64.49
2	11	C	Ben MYALL	Pigsty Mk13	10	15:09.85	23.38	61.33	1:26.24	9 64.70
3	1	C	Don RAWSON	Rawson Climax	10	15:16.48	30.01	60.89	1:29.06	4 62.65
4	92	A	Christian PEDERSEN	Austin 7 Single Seater	10	15:46.45	59.98	58.96	1:32.40	8 60.39
5	7	A	Michael INGLIS	Austin Seven Special/Black	10	16:02.92	1:16.45	57.95	1:33.98	7 59.37
6	13	A	Gregan THRUSTON	Austin 7 Special	9	14:52.67	1 Lap	56.26	1:37.33	9 57.33
7	62	C	Helen GILFILLAN	Centaur Mk16	9	14:54.22	1 Lap	56.16	1:37.00	5 57.53
8	32	A	David WHETTON	Austin 7 Mouse Racer	9	16:02.35	1 Lap	52.18	1:45.16	4 53.06
9	26	A	Mike WHITBY	Austin 7 Mason Special	9	16:02.84	1 Lap	52.16	1:44.76	7 53.26
10	21	A	Alistair FRAYLING-CORK	Austin 7 Special	9	16:05.03	1 Lap	52.04	1:44.49	8 53.40

Fastest Lap

11	C	Ben MYALL	Pigsty Mk13	1:26.24	9 64.70 Rec
92	A	Christian PEDERSEN	Austin 7 Single Seater	1:32.40	8 60.39 Rec

Weather / Track: Bright / Dry

Start Time : 14:37

Angelsey Coastal

04 Aug 12 14:55

Clerk of Course :	Time Issued :	Chief Timekeeper : Terry Stevens
-------------------	---------------	----------------------------------

THESE RESULTS REMAIN PROVISIONAL FOR A MINIMUM OF 30 MINUTES FROM THE TIME OF ISSUE AND UNTIL ALL JUDICIAL AND TECHNICAL MATTERS HAVE BEEN SETTLED.

Lap Chart

750MC 750 Trophy Series - Race 5

Lap 1		Lap 2		Lap 3		Lap 4		Lap 5		Lap 6		Lap 7		Lap 8		Lap 9		Lap 10	
No	Time	No	Time	No	Time	No	Time	No	Time	No	Time	No	Time	No	Time	No	Time	No	Time
46	1:33.08	46	2:59.60	46	4:27.19	46	5:54.08	46	7:21.03	46	8:48.68	46	10:18.29	46	11:47.23	46	13:17.51	46	14:46.47
7	1:38.38	1	3:08.73	1	4:40.56	1	6:09.62	1	7:42.32	32	8:59.45 *1	1	10:44.99	1	12:16.17	11	13:43.09	13	14:52.67 *1
1	1:38.58	7	3:12.84	7	4:48.04	7	6:23.22	11	7:56.32	26	9:01.71 *1	32	10:45.14 *1	11	12:16.85	1	13:46.21	62	14:54.22 *1
11	1:39.09	92	3:14.59	92	4:48.28	92	6:23.44	92	7:58.93	21	9:02.30 *1	26	10:47.42 *1	32	12:30.67 *1	92	14:12.77	11	15:09.85
92	1:40.84	13	3:22.74	11	4:59.04	11	6:26.75	7	8:04.28	1	9:13.92	21	10:49.33 *1	26	12:32.18 *1	32	14:16.87 *1	1	15:16.48
13	1:44.63	62	3:27.54	13	5:02.26	13	6:41.79	13	8:20.34	11	9:23.84	11	10:50.09	21	12:34.15 *1	26	14:17.67 *1	92	15:46.45
62	1:48.51	11	3:27.93	62	5:07.23	62	6:45.34	62	8:22.34	92	9:32.13	92	11:05.46	92	12:37.86	21	14:18.64 *1	32	16:02.35 *1
32	1:53.54	32	3:41.18	21	5:27.98	32	7:13.96			7	9:38.53	7	11:12.51	7	12:47.20	7	14:23.37	26	16:02.84 *1
21	1:54.75	21	3:42.06	32	5:28.80	21	7:15.68			13	9:58.81	13	11:37.39	13	13:15.34			7	16:02.92
26	1:55.47	26	3:42.50	26	5:29.30	26	7:15.80			62	10:00.02	62	11:37.92	62	13:16.86			21	16:05.03 *1

750MC 750 Trophy Series

LAP TIMES - Race 5

1	Don RAWSON										
Lap	1	2	3	4	5	6	7	8	9	10	
1	1:38.58	1:30.15	1:31.83	1:29.06	1:32.70	1:31.60	1:31.07	1:31.18	1:30.04	1:30.27	
7	Michael INGLIS										
Lap	1	2	3	4	5	6	7	8	9	10	
1	1:38.38	1:34.46	1:35.20	1:35.18	1:41.06	1:34.25	1:33.98	1:34.69	1:36.17	1:39.55	
11	Ben MYALL										
Lap	1	2	3	4	5	6	7	8	9	10	
1	1:39.09	1:48.84	1:31.11	1:27.71	1:29.57	1:27.52	1:26.25	1:26.76	1:26.24	1:26.76	
13	Gregan THRUSTON										
Lap	1	2	3	4	5	6	7	8	9	10	
1	1:44.63	1:38.11	1:39.52	1:39.53	1:38.55	1:38.47	1:38.58	1:37.95	1:37.33		
21	Alistair FRAYLING-CORK										
Lap	1	2	3	4	5	6	7	8	9	10	
1	1:54.75	1:47.31	1:45.92	1:47.70	1:46.62	1:47.03	1:44.82	1:44.49	1:46.39		
26	Mike WHITBY										
Lap	1	2	3	4	5	6	7	8	9	10	
1	1:55.47	1:47.03	1:46.80	1:46.50	1:45.91	1:45.71	1:44.76	1:45.49	1:45.17		
32	David WHETTON										
Lap	1	2	3	4	5	6	7	8	9	10	
1	1:53.54	1:47.64	1:47.62	1:45.16	1:45.49	1:45.69	1:45.53	1:46.20	1:45.48		
46	Peter CHATTIN										
Lap	1	2	3	4	5	6	7	8	9	10	
1	1:33.08	1:26.52	1:27.59	1:26.89	1:26.95	1:27.65	1:29.61	1:28.94	1:30.28	1:28.96	
62	Helen GILFILLAN										
Lap	1	2	3	4	5	6	7	8	9	10	
1	1:48.51	1:39.03	1:39.69	1:38.11	1:37.00	1:37.68	1:37.90	1:38.94	1:37.36		
92	Christian PEDERSEN										
Lap	1	2	3	4	5	6	7	8	9	10	
1	1:40.84	1:33.75	1:33.69	1:35.16	1:35.49	1:33.20	1:33.33	1:32.40	1:34.91	1:33.68	

Provisional Qualifying Times for Races 5 & 18



750MC 750 Trophy Series

2nd Best Times

Pl	No	Cl	Name	Car	Laps	2nd Best on Lap
1	46	C	Peter CHATTIN	HCS	10	1:27.06 8
2	1	C	Don RAWSON	Rawson Climax	9	1:31.08 7
3	11	C	Ben MYALL	Pigsty Mk13	9	1:32.43 5
4	92	A	Christian PEDERSEN	Austin 7 Single Seater	9	1:34.13 4
5	7	A	Michael INGLIS	Austin Seven Special/Black Sh	9	1:37.43 8
6	62	C	Helen GILFILLAN	Centaur Mk16	8	1:41.76 8
7	13	A	Gregan THRUSTON	Austin 7 Special	8	1:42.68 7
8	26	A	Mike WHITBY	Austin 7 Mason Special	8	1:47.91 6
9	21	A	Alistair FRAYLING-CORK	Austin 7 Special	8	1:48.95 6
10	32	A	David WHETTON	Austin 7 Mouse Racer	8	1:50.88 4

Weather / Track: Bright / Dry

Start Time : 10:56


Angelsey Coastal

04 Aug 12 11:13


Clerk of Course :	Time Issued :	Chief Timekeeper : Terry Stevens
-------------------	---------------	----------------------------------

THESE RESULTS REMAIN PROVISIONAL FOR A MINIMUM OF 30 MINUTES FROM THE TIME OF ISSUE AND UNTIL ALL JUDICIAL AND TECHNICAL MATTERS HAVE BEEN SETTLED.

Results produced on HS Sports Timing and Results Systems. Results online at www.750MC.co.uk




RACE GRID



750MC 750 Trophy Series

Race 18

ROW 6		
ROW 5	32 01:50.880 David WHETTON	21 01:48.950 Alistair FRAYLING-CORK
ROW 4	26 01:47.910 Mike WHITBY	13 01:42.680 Gregan THRUSTON
ROW 3	62 01:41.760 Helen GILFILLAN	7 01:37.430 Michael INGLIS
ROW 2	92 01:34.130 Christian PEDERSEN	11 01:32.430 Ben MYALL
ROW 1	1 01:31.080 Don RAWSON	46 01:27.060 Peter CHATTIN
		POLE





Provisional Results - Race 18

750MC 750 Trophy Series

Pl	No	Cl	Name	Car	Laps	Time	Behind	MPH	Best Lap on	MPH
1	1	C	Don RAWSON	Rawson Climax	10	14:53.64		62.44	1:27.05	10 64.10
2	46	C	Peter CHATTIN	HCS	10	14:54.05	0.41	62.41	1:26.97	2 64.16
3	7	A	Michael INGLIS	Austin Seven Special/Black	10	15:52.95	59.31	58.56	1:33.64	6 59.59
4	92	A	Christian PEDERSEN	Austin 7 Single Seater	10	15:56.38	1:02.74	58.35	1:33.46	6 59.70
5	62	C	Helen GILFILLAN	Centaur Mk16	10	16:24.95	1:31.31	56.65	1:35.29	7 58.56
6	13	A	Gregan THRUSTON	Austin 7 Special	9	14:57.86	1 Lap	55.93	1:37.58	4 57.18
7	21	A	Alistair FRAYLING-CORK	Austin 7 Special	9	15:56.14	1 Lap	52.52	1:43.55	5 53.89
8	26	A	Mike WHITBY	Austin 7 Mason Special	9	16:07.59	1 Lap	51.90	1:45.18	3 53.05
9	32	A	David WHETTON	Austin 7 Mouse Racer	9	16:34.26	1 Lap	50.51	1:46.45	8 52.42
<u>Not-Classified</u>										
	11	C	Ben MYALL	Pigsty Mk13	2	3:05.77	DNF	60.07	1:25.77	2 65.06
<u>Fastest Lap</u>										
	11	C	Ben MYALL	Pigsty Mk13					1:25.77	2 65.06 Rec
	92	A	Christian PEDERSEN	Austin 7 Single Seater					1:33.46	6 59.70

Weather / Track: Bright / Dry

Start Time : 14:18

Angelsey Coastal

05 Aug 12 14:36

Clerk of Course :	Time Issued :	Chief Timekeeper : Terry Stevens
-------------------	---------------	----------------------------------

THESE RESULTS REMAIN PROVISIONAL FOR A MINIMUM OF 30 MINUTES FROM THE TIME OF ISSUE AND UNTIL ALL JUDICIAL AND TECHNICAL MATTERS HAVE BEEN SETTLED.

Lap Chart

750MC 750 Trophy Series - Race 18

Lap 1		Lap 2		Lap 3		Lap 4		Lap 5		Lap 6		Lap 7		Lap 8		Lap 9		Lap 10	
No	Time	No	Time	No	Time	No	Time	No	Time	No	Time	No	Time	No	Time	No	Time	No	Time
1	1:33.88	1	3:02.90	46	4:33.04	46	6:01.22	46	7:30.44	46	8:58.48	46	10:27.09	1	11:59.04	1	13:26.59	1	14:53.64
46	1:38.34	46	3:05.31	1	4:33.88	1	6:04.81	1	7:33.25	1	9:01.78	1	10:29.68	46	12:00.02	46	13:27.07	46	14:54.05
11	1:40.00	11	3:05.77	7	4:52.58	7	6:28.27	32	7:37.20 *1	26	9:02.12 *1	21	10:40.43 *1	21	12:25.48 *1	21	14:10.92 *1	13	14:57.86 *1
7	1:41.55	7	3:17.06	92	4:53.80	92	6:28.56	7	8:01.98	32	9:24.54 *1	26	10:48.54 *1	26	12:33.86 *1	7	14:18.24	7	15:52.95
92	1:41.66	92	3:18.46	13	5:03.31	13	6:40.89	92	8:02.69	7	9:35.62	7	11:09.71	7	12:43.86	92	14:18.89	21	15:56.14 *1
13	1:46.43	13	3:24.89	62	5:04.85	62	6:42.52	13	8:19.09	92	9:36.15	92	11:10.38	92	12:44.57	26	14:21.62 *1	92	15:56.38
62	1:48.62	62	3:27.87	21	5:28.39	21	7:12.34	62	8:20.00	62	9:57.46	32	11:13.97 *1	32	13:01.04 *1	32	14:47.49 *1	26	16:07.59 *1
26	1:56.77	21	3:43.68	26	5:29.57	26	7:15.22	21	8:55.89	13	9:57.94	62	11:32.75	62	13:08.56	62	14:47.53	62	16:24.95
21	1:57.28	26	3:44.39	32	5:47.84							13	11:36.80	13	13:16.77			32	16:34.26 *1
32	2:09.15	32	3:58.59																

750MC 750 Trophy Series

LAP TIMES - Race 18

1	Don RAWSON										
	Lap	1	2	3	4	5	6	7	8	9	10
	1	1:33.88	1:29.02	1:30.98	1:30.93	1:28.44	1:28.53	1:27.90	1:29.36	1:27.55	1:27.05
7	Michael INGLIS										
	Lap	1	2	3	4	5	6	7	8	9	10
	1	1:41.55	1:35.51	1:35.52	1:35.69	1:33.71	1:33.64	1:34.09	1:34.15	1:34.38	1:34.71
11	Ben MYALL										
	Lap	1	2	3	4	5	6	7	8	9	10
	1	1:40.00	1:25.77								
13	Gregan THRUSTON										
	Lap	1	2	3	4	5	6	7	8	9	10
	1	1:46.43	1:38.46	1:38.42	1:37.58	1:38.20	1:38.85	1:38.86	1:39.97	1:41.09	
21	Alistair FRAYLING-CORK										
	Lap	1	2	3	4	5	6	7	8	9	10
	1	1:57.28	1:46.40	1:44.71	1:43.95	1:43.55	1:44.54	1:45.05	1:45.44	1:45.22	
26	Mike WHITBY										
	Lap	1	2	3	4	5	6	7	8	9	10
	1	1:56.77	1:47.62	1:45.18	1:45.65	1:46.90	1:46.42	1:45.32	1:47.76	1:45.97	
32	David WHETTON										
	Lap	1	2	3	4	5	6	7	8	9	10
	1	2:09.15	1:49.44	1:49.25	1:49.36	1:47.34	1:49.43	1:47.07	1:46.45	1:46.77	
46	Peter CHATTIN										
	Lap	1	2	3	4	5	6	7	8	9	10
	1	1:38.34	1:26.97	1:27.73	1:28.18	1:29.22	1:28.04	1:28.61	1:32.93	1:27.05	1:26.98
62	Helen GILFILLAN										
	Lap	1	2	3	4	5	6	7	8	9	10
	1	1:48.62	1:39.25	1:36.98	1:37.67	1:37.48	1:37.46	1:35.29	1:35.81	1:38.97	1:37.42
92	Christian PEDERSEN										
	Lap	1	2	3	4	5	6	7	8	9	10
	1	1:41.66	1:36.80	1:35.34	1:34.76	1:34.13	1:33.46	1:34.23	1:34.19	1:34.32	1:37.49