

Classic Stock Hatch Championship

Qualifying 5

Pl	No	Cl	Name	Car	Laps	Time on Lap	Behind	MPH	
1	3		Matt ROZIER	Peugeot 205 GTi	9	1:23.48	7	79.78	
2	2		Matthew STUBBINGTON	Peugeot 205 GTi	10	1:23.83	9	0.35	79.45
3	55		Marcus WARD	Ford Fiesta XR2i	10	1:24.01	10	0.53	79.28
4	4		Andrew THORPE	Citroen AX GTi	9	1:24.03	8	0.55	79.26
5	1		Lee SCOTT	Ford Fiesta XR2i	10	1:24.07	8	0.59	79.22
6	11		Andy PHILPOTTS	Ford Fiesta XR2i	10	1:24.14	4	0.66	79.15
7	88		Martin CAYZER	Ford Fiesta XR2i	10	1:24.17	9	0.69	79.13
8	5		Edward COOPER	Vauxhall Nova GSi	10	1:24.27	10	0.79	79.03
9	41		Jason WOOD	Vauxhall Nova GTE	9	1:24.45	4	0.97	78.86
10	28		Daniel FILLINGHAM	Peugeot 205 GTi	9	1:24.82	7	1.34	78.52
11	87		Stewart PLACE	Peugeot 205 GTi	10	1:25.08	5	1.60	78.28
12	69		Scott WOODHEAD	Peugeot 205 GTi	9	1:25.24	6	1.76	78.13
13	99		Scott WARD	Ford Fiesta XR2i	10	1:25.36	3	1.88	78.02
14	34		Ben WARD	Ford Fiesta XR2i	9	1:25.79	9	2.31	77.63
15	26		Paul BROCK	Ford Fiesta XR2i	9	1:26.29	9	2.81	77.18
16	12		James HASLEHURST/Improve transponder location	Peugeot 205 GTi	9	1:26.41	8	2.93	77.07
17	7		Derek ROZIER	Peugeot 205 GTi	9	1:27.41	9	3.93	76.19
18	73		Jason WATKINSON	Ford Fiesta XR2i	9	1:27.44	5	3.96	76.17
19	39		Martin RODGERS	Peugeot 205 GTi	9	1:27.90	5	4.42	75.77
20	92		Rick GROOM	Ford Fiesta XR2	9	1:28.22	9	4.74	75.49
21	16		Paul ROZIER	Peugeot 205 GTi	4	1:28.30	3	4.82	75.42
22	91		Steve GROOM	Ford Fiesta XR2	9	1:28.97	8	5.49	74.86
23	18		Darren BRASSINGTHWAIGHTE	Peugeot 205 GTi	8	1:31.22	7	7.74	73.01
24	62		Alan DULY	Ford Fiesta XR2i	8	1:31.36	8	7.88	72.90

Weather / Track:

Start Time : 10:36

Silverstone International

11 Aug 18 10:55

Clerk of Course :	Time Issued :	Chief Timekeeper : Terry Stevens
-------------------	---------------	----------------------------------


THESE RESULTS REMAIN PROVISIONAL FOR A MINIMUM OF 30 MINUTES FROM THE TIME OF ISSUE AND UNTIL ALL JUDICIAL AND TECHNICAL MATTERS HAVE BEEN SETTLED.

Demon Tweeks / Yokohama Classic Stock Hatch Championship


LAP TIMES - Qualifying 5

1	Lee SCOTT										
	Lap	1	2	3	4	5	6	7	8	9	10
	1	1:25.99	1:25.38	1:24.55	1:24.74	1:24.10	1:24.17	1:24.68	1:24.07	1:24.07	1:24.65
2	Matthew STUBBINGTON										
	Lap	1	2	3	4	5	6	7	8	9	10
	1	1:26.06	1:24.80	1:23.91	1:24.10	1:24.12	1:24.64	1:24.56	1:24.01	1:23.83	1:24.04
3	Matt ROZIER										
	Lap	1	2	3	4	5	6	7	8	9	10
	1	1:24.67	1:24.61	1:24.39	1:24.49	1:24.50	1:24.07	1:23.48	1:23.70	1:24.00	
4	Andrew THORPE										
	Lap	1	2	3	4	5	6	7	8	9	10
	1	1:25.47	1:25.18	1:24.52	1:24.72	1:24.72	1:25.09	1:24.17	1:24.03	1:25.75	
5	Edward COOPER										
	Lap	1	2	3	4	5	6	7	8	9	10
	1	1:25.49	1:24.65	1:24.91	1:24.91	1:24.61	1:24.54	1:24.41	1:24.62	1:25.24	1:24.27
7	Derek ROZIER										
	Lap	1	2	3	4	5	6	7	8	9	10
	1	1:31.85	1:28.37	1:28.73	1:29.47	1:27.87	1:27.99	1:29.54	1:29.42	1:27.41	
11	Andy PHILPOTTS										
	Lap	1	2	3	4	5	6	7	8	9	10
	1	1:26.29	1:25.32	1:24.61	1:24.14	1:24.26	1:25.99	1:24.46	1:24.52	1:24.47	1:24.36
12	James HASLEHURST										
	Lap	1	2	3	4	5	6	7	8	9	10
	1	1:28.74	1:29.49	1:27.55	1:27.34	1:27.27	1:27.19	1:27.02	1:26.41	1:58.10	
16	Paul ROZIER										
	Lap	1	2	3	4	5	6	7	8	9	10
	1	1:31.49	1:29.49	1:28.30	3:08.81						
18	Darren BRASSINGTHWAIGHTE										
	Lap	1	2	3	4	5	6	7	8	9	10
	1	1:37.24	1:36.28	1:34.05	1:34.92	1:34.48	1:32.54	1:31.22	1:31.33		
26	Paul BROCK										
	Lap	1	2	3	4	5	6	7	8	9	10
	1	1:27.68	1:27.64	1:26.76	1:27.01	1:27.01	1:26.35	1:27.47	1:26.55	1:26.29	
28	Daniel FILLINGHAM										
	Lap	1	2	3	4	5	6	7	8	9	10
	1	1:27.01	1:26.51	1:26.04	1:26.08	1:26.09	1:25.77	1:24.82	1:24.96	1:27.63	
34	Ben WARD										
	Lap	1	2	3	4	5	6	7	8	9	10
	1	1:30.78	1:30.19	1:26.73	1:27.31	1:25.85	1:27.24	1:38.66	1:31.84	1:25.79	

39	Martin RODGERS										
	Lap	1	2	3	4	5	6	7	8	9	10
	1	1:29.34	1:28.34	1:29.37	1:28.21	1:27.90	1:28.66	1:28.99	1:28.09	1:29.15	
41	Jason WOOD										
	Lap	1	2	3	4	5	6	7	8	9	10
	1	1:27.92	1:26.07	1:26.21	1:24.45	1:28.06	1:26.05	1:26.12	1:26.08	1:25.93	
55	Marcus WARD										
	Lap	1	2	3	4	5	6	7	8	9	10
	1	1:24.98	1:24.36	1:24.40	1:24.49	1:24.21	1:24.22	1:24.45	1:24.29	1:24.38	1:24.01
62	Alan DULY										
	Lap	1	2	3	4	5	6	7	8	9	10
	1	1:41.93	1:35.01	1:34.24	1:33.79	1:34.05	1:33.21	1:34.29	1:31.36		
69	Scott WOODHEAD										
	Lap	1	2	3	4	5	6	7	8	9	10
	1	1:26.63	1:26.30	1:26.38	1:27.19	1:27.20	1:25.24	1:25.53	1:26.36	1:25.53	
73	Jason WATKINSON										
	Lap	1	2	3	4	5	6	7	8	9	10
	1	1:32.03	1:29.93	1:31.34	1:31.18	1:27.44	1:29.08	1:29.62	1:41.67	1:28.00	
87	Stewart PLACE										
	Lap	1	2	3	4	5	6	7	8	9	10
	1	1:26.88	1:26.23	1:26.12	1:26.13	1:25.08	1:25.74	1:25.70	1:25.81	1:26.05	1:25.39
88	Martin CAYZER										
	Lap	1	2	3	4	5	6	7	8	9	10
	1	1:25.68	1:24.50	1:25.26	1:25.21	1:25.16	1:24.76	1:24.44	1:24.60	1:24.17	1:24.91
91	Steve GROOM										
	Lap	1	2	3	4	5	6	7	8	9	10
	1	1:30.35	1:29.79	1:30.71	1:35.71	1:35.71	1:32.12	1:30.11	1:28.97	1:29.13	
92	Rick GROOM										
	Lap	1	2	3	4	5	6	7	8	9	10
	1	1:30.59	1:28.88	1:29.89	1:29.17	1:29.17	1:29.04	1:28.24	1:29.42	1:28.22	
99	Scott WARD										
	Lap	1	2	3	4	5	6	7	8	9	10
	1	1:26.32	1:25.51	1:25.36	1:25.71	1:25.39	1:30.68	1:26.45	1:25.37	1:25.98	1:32.61




RACE GRID



Demon Tweeks / Yokohama Classic Stock Hatch Championship

Race 5

ROW 12	24	62	01:31.360 Alan DULY	23	18	01:31.220 Darren BRASSINGTHWAI
ROW 11	22	91	01:28.970 Steve GROOM	21	16	01:28.300 Paul ROZIER
ROW 10	20	92	01:28.220 Rick GROOM	19	39	01:27.900 Martin RODGERS
ROW 9	18	73	01:27.440 Jason WATKINSON	17	7	01:27.410 Derek ROZIER
ROW 8	16	12	01:26.410 James HASLEHURST	15	26	01:26.290 Paul BROCK
ROW 7	14	34	01:25.790 Ben WARD	13	99	01:25.360 Scott WARD
ROW 6	12	69	01:25.240 Scott WOODHEAD	11	87	01:25.080 Stewart PLACE
ROW 5	10	28	01:24.820 Daniel FILLINGHAM	9	41	01:24.450 Jason WOOD
ROW 4	8	5	01:24.270 Edward COOPER	7	88	01:24.170 Martin CAYZER
ROW 3	6	11	01:24.140 Andy PHILPOTTS	5	1	01:24.070 Lee SCOTT
ROW 2	4	4	01:24.030 Andrew THORPE	3	55	01:24.010 Marcus WARD
ROW 1	2	2	01:23.830 Matthew STUBBINGTON	1	3	01:23.480 Matt ROZIER
POLE						



Classic Stock Hatch Championship

Provisional Results - Race 5

Pl	No	Cl	Name	Car	Laps	Time	Behind	MPH	Best Lap on	MPH
1	3		Matt ROZIER	Peugeot 205 GTi	11	15:29.69		78.80	1:23.78	2 79.49
2	1		Lee SCOTT	Ford Fiesta XR2i	11	15:36.95	7.26	78.19	1:24.04	11 79.25
3	55		Marcus WARD	Ford Fiesta XR2i	11	15:37.66	7.97	78.13	1:24.01	2 79.28
4	88		Martin CAYZER	Ford Fiesta XR2i	11	15:43.74	14.05	77.63	1:24.34	2 78.97
5	5		Edward COOPER	Vauxhall Nova GSi	11	15:43.86	14.17	77.62	1:24.11	9 79.18
6	11		Andy PHILPOTTS	Ford Fiesta XR2i	11	15:46.47	16.78	77.40	1:24.25	2 79.05
7	4		Andrew THORPE	Citroen AX GTi	11	15:47.30	17.61	77.34	1:24.95	2 78.40
8	28		Daniel FILLINGHAM	Peugot 205 GTi	11	15:51.10	21.41	77.03	1:25.31	5 78.07
9	87		Stewart PLACE	Peugeot 205 GTi	11	15:52.90	23.21	76.88	1:25.42	11 77.97
10	69		Scott WOODHEAD	Peugeot 205 GTi	11	16:01.62	31.93	76.18	1:24.86	5 78.48
11	34		Ben WARD	Ford Fiesta XR2i	11	16:05.91	36.22	75.85	1:25.54	3 77.86
12	26		Paul BROCK	Ford Fiesta XR2i	11	16:06.22	36.53	75.82	1:26.02	4 77.42
13	41		Jason WOOD	Vauxhall Nova GTE	11	16:06.67	36.98	75.79	1:25.96	4 77.48
14	91		Steve GROOM	Ford Fiesta XR2	11	16:18.54	48.85	74.87	1:25.14	4 78.22
15	12		James HASLEHURST	Peugeot 205 GTi	11	16:19.55	49.86	74.79	1:27.48	9 76.13
16	16		Paul ROZIER	Peugeot 205 GTi	11	16:20.63	50.94	74.71	1:27.12	10 76.45
17	73		Jason WATKINSON	Ford Fiesta XR2i	11	16:21.81	52.12	74.62	1:26.92	10 76.62
18	39		Martin RODGERS	Peugeot 205 GTi	11	16:22.43	52.74	74.57	1:27.10	11 76.46
19	92		Rick GROOM	Ford Fiesta XR2	11	16:22.98	53.29	74.53	1:26.91	11 76.63
20	7		Derek ROZIER	Ford Fiesta XR2i	11	16:29.77	1:00.08	74.02	1:27.96	2 75.72
21	99		Scott WARD	Ford Fiesta XR2i	11	16:48.93	1:19.24	72.61	1:25.93	3 77.50
22	18		Darren BRASSINGTHWAIGHTE	Peugeot 205 GTi	11	16:55.29	1:25.60	72.16	1:29.90	9 74.08

Not-Classified

62	Alan DULY	Ford Fiesta XR2i	9	13:53.04	DNF	71.95	1:30.70	3	73.43
2	Matthew STUBBINGTON	Peugeot 205 GTi	5	7:12.54	DNF	76.99	1:24.67	2	78.66

Fastest Lap

3	Matt ROZIER	Peugeot 205 GTi					1:23.78	2	79.49
---	-------------	-----------------	--	--	--	--	---------	---	-------

No 91 - 15s penalty - track limits

Weather / Track:

Start Time : 14:26

Silverstone International

11 Aug 18 14:44

Clerk of Course :	Time Issued :	Chief Timekeeper : Terry Stevens
-------------------	---------------	----------------------------------

THESE RESULTS REMAIN PROVISIONAL FOR A MINIMUM OF 30 MINUTES FROM THE TIME OF ISSUE AND UNTIL ALL JUDICIAL AND TECHNICAL MATTERS HAVE BEEN SETTLED.

Lap Chart

Demon Tweeks / Yokohama Classic Stock Hatch Championship - Race 5

Lap 1		Lap 2		Lap 3		Lap 4		Lap 5		Lap 6		Lap 7		Lap 8		Lap 9		Lap 10	
No	Time	No	Time	No	Time	No	Time	No	Time	No	Time	No	Time	No	Time	No	Time	No	Time
3	1:28.27	3	2:52.05	3	4:15.83	3	5:40.03	3	7:04.07	3	8:28.32	3	9:52.74	3	11:16.58	3	12:40.79	3	14:04.74
55	1:29.59	55	2:53.60	55	4:17.69	55	5:41.94	55	7:06.49	55	8:31.27	55	9:55.94	55	11:20.96	55	12:45.97	55	14:11.80
2	1:30.73	2	2:55.40	1	4:20.61	1	5:45.18	1	7:09.58	1	8:34.50	1	9:59.32	1	11:23.65	1	12:48.51	1	14:12.91
1	1:31.00	1	2:55.57	2	4:21.41	2	5:46.14	11	7:12.22	88	8:38.30	88	10:04.11	88	11:28.91	88	12:54.01	88	14:18.88
88	1:31.65	88	2:55.99	11	4:21.99	11	5:46.73	88	7:12.39	11	8:38.50	11	10:04.76	5	11:30.38	5	12:54.49	5	14:19.27
11	1:32.30	11	2:56.55	88	4:22.11	88	5:47.15	2	7:12.54	5	8:38.79	5	10:05.08	11	11:31.18	11	12:56.35	11	14:21.30
5	1:32.68	5	2:57.01	5	4:22.28	5	5:47.95	5	7:12.69	4	8:39.93	4	10:05.61	4	11:31.86	4	12:56.95	4	14:22.08
4	1:32.97	4	2:57.92	4	4:23.20	4	5:48.70	4	7:14.17	28	8:40.46	28	10:06.11	28	11:32.20	28	12:58.22	28	14:24.84
28	1:33.30	28	2:58.90	28	4:24.38	28	5:49.70	28	7:15.01	87	8:44.23	87	10:09.68	87	11:36.26	87	13:01.74	87	14:27.48
41	1:33.34	87	3:01.85	87	4:27.37	87	5:52.82	87	7:18.35	69	8:44.60	69	10:10.14	69	11:43.54	69	13:09.49	69	14:35.08
69	1:33.56	26	3:02.32	69	4:28.32	69	5:53.77	69	7:18.63	91	8:48.99	91	10:17.17	91	11:44.98	91	13:11.26	91	14:37.19
87	1:33.76	69	3:02.64	26	4:28.57	26	5:54.59	26	7:22.31	26	8:49.36	26	10:17.58	26	11:45.24	26	13:12.29	26	14:38.40
99	1:34.41	34	3:03.23	34	4:28.77	34	5:54.88	91	7:22.51	34	8:49.98	34	10:17.89	34	11:45.73	34	13:12.58	34	14:39.03
26	1:34.79	99	3:03.51	99	4:29.44	91	5:55.31	99	7:23.21	99	8:50.31	99	10:18.07	41	11:46.01	41	13:12.84	41	14:39.99
34	1:35.66	91	3:04.02	91	4:30.17	99	5:55.77	34	7:23.50	41	8:50.66	41	10:18.31	99	11:47.74	99	13:20.80	12	14:51.88
73	1:35.81	41	3:04.03	41	4:31.26	41	5:57.22	41	7:23.79	12	9:01.35	12	10:28.99	12	11:56.69	12	13:24.17	16	14:53.31
12	1:36.26	73	3:04.61	73	4:33.55	73	6:02.82	12	7:33.11	92	9:02.75	16	10:31.50	16	11:58.89	16	13:26.19	73	14:54.24
91	1:36.51	12	3:04.99	39	4:34.27	39	6:03.17	92	7:33.52	73	9:03.22	92	10:31.78	73	11:59.89	73	13:27.32	39	14:55.33
7	1:37.56	7	3:05.52	12	4:34.71	12	6:03.66	73	7:33.79	39	9:03.23	73	10:32.40	39	12:00.26	39	13:28.09	92	14:56.07
39	1:37.91	39	3:05.93	7	4:34.80	92	6:04.07	39	7:34.07	16	9:03.41	39	10:32.77	92	12:00.52	92	13:28.51	7	14:59.40
16	1:38.14	16	3:06.32	92	4:35.28	7	6:04.39	7	7:34.47	7	9:04.30	7	10:32.94	7	12:01.27	7	13:29.92	99	15:00.85
92	1:38.87	92	3:06.95	16	4:35.48	16	6:04.71	16	7:34.56	18	9:16.26	18	10:46.46	18	12:17.41	18	13:47.31	18	15:17.79
18	1:40.85	18	3:11.35	18	4:41.78	18	6:13.43	18	7:44.58	62	9:17.06	62	10:48.61	62	12:20.17	62	13:53.04		
62	1:42.51	62	3:13.58	62	4:44.28	62	6:15.50	62	7:46.36										

Lap Chart

Demon Tweeks / Yokohama Classic Stock Hatch Championship - Race 5

Lap 11		Lap 12		Lap 13		Lap 14		Lap 15		Lap 16		Lap 17		Lap 18		Lap 19		Lap 20	
No	Time	No	Time	No	Time	No	Time	No	Time	No	Time	No	Time	No	Time	No	Time	No	Time
3	15:29.69																		
1	15:36.95																		
55	15:37.66																		
88	15:43.74																		
5	15:43.86																		
11	15:46.47																		
4	15:47.30																		
28	15:51.10																		
87	15:52.90																		
69	16:01.62																		
34	16:05.91																		
26	16:06.22																		
41	16:06.67																		
91	16:18.54																		
12	16:19.55																		
16	16:20.63																		
73	16:21.81																		
39	16:22.43																		
92	16:22.98																		
7	16:29.77																		
99	16:48.93																		
18	16:55.29																		

Demon Tweaks / Yokohama Classic Stock Hatch Championship

LAP TIMES - Race 5

1	Lee SCOTT										
Lap	1	2	3	4	5	6	7	8	9	10	
1	1:31.00	1:24.57	1:25.04	1:24.57	1:24.40	1:24.92	1:24.82	1:24.33	1:24.86	1:24.40	
11	1:24.04										

2	Matthew STUBBINGTON										
Lap	1	2	3	4	5	6	7	8	9	10	
1	1:30.73	1:24.67	1:26.01	1:24.73	1:26.40						

3	Matt ROZIER										
Lap	1	2	3	4	5	6	7	8	9	10	
1	1:28.27	1:23.78	1:23.78	1:24.20	1:24.04	1:24.25	1:24.42	1:23.84	1:24.21	1:23.95	
11	1:24.95										

4	Andrew THORPE										
Lap	1	2	3	4	5	6	7	8	9	10	
1	1:32.97	1:24.95	1:25.28	1:25.50	1:25.47	1:25.76	1:25.68	1:26.25	1:25.09	1:25.13	
11	1:25.22										

5	Edward COOPER										
Lap	1	2	3	4	5	6	7	8	9	10	
1	1:32.68	1:24.33	1:25.27	1:25.67	1:24.74	1:26.10	1:26.29	1:25.30	1:24.11	1:24.78	
11	1:24.59										

7	Derek ROZIER										
Lap	1	2	3	4	5	6	7	8	9	10	
1	1:37.56	1:27.96	1:29.28	1:29.59	1:30.08	1:29.83	1:28.64	1:28.33	1:28.65	1:29.48	
11	1:30.37										

11	Andy PHILPOTTS										
Lap	1	2	3	4	5	6	7	8	9	10	
1	1:32.30	1:24.25	1:25.44	1:24.74	1:25.49	1:26.28	1:26.26	1:26.42	1:25.17	1:24.95	
11	1:25.17										

12	James HASLEHURST										
Lap	1	2	3	4	5	6	7	8	9	10	
1	1:36.26	1:28.73	1:29.72	1:28.95	1:29.45	1:28.24	1:27.64	1:27.70	1:27.48	1:27.71	
11	1:27.67										

16	Paul ROZIER										
Lap	1	2	3	4	5	6	7	8	9	10	
1	1:38.14	1:28.18	1:29.16	1:29.23	1:29.85	1:28.85	1:28.09	1:27.39	1:27.30	1:27.12	
11	1:27.32										

18	Darren BRASSINGTHWAIGHTE										
Lap	1	2	3	4	5	6	7	8	9	10	
1	1:40.85	1:30.50	1:30.43	1:31.65	1:31.15	1:31.68	1:30.20	1:30.95	1:29.90	1:30.48	
11	1:37.50										

26	Paul BROCK									
Lap	1	2	3	4	5	6	7	8	9	10
1	1:34.79	1:27.53	1:26.25	1:26.02	1:27.72	1:27.05	1:28.22	1:27.66	1:27.05	1:26.11
11	1:27.82									
28	Daniel FILLINGHAM									
Lap	1	2	3	4	5	6	7	8	9	10
1	1:33.30	1:25.60	1:25.48	1:25.32	1:25.31	1:25.45	1:25.65	1:26.09	1:26.02	1:26.62
11	1:26.26									
34	Ben WARD									
Lap	1	2	3	4	5	6	7	8	9	10
1	1:35.66	1:27.57	1:25.54	1:26.11	1:28.62	1:26.48	1:27.91	1:27.84	1:26.85	1:26.45
11	1:26.88									
39	Martin RODGERS									
Lap	1	2	3	4	5	6	7	8	9	10
1	1:37.91	1:28.02	1:28.34	1:28.90	1:30.90	1:29.16	1:29.54	1:27.49	1:27.83	1:27.24
11	1:27.10									
41	Jason WOOD									
Lap	1	2	3	4	5	6	7	8	9	10
1	1:33.34	1:30.69	1:27.23	1:25.96	1:26.57	1:26.87	1:27.65	1:27.70	1:26.83	1:27.15
11	1:26.68									
55	Marcus WARD									
Lap	1	2	3	4	5	6	7	8	9	10
1	1:29.59	1:24.01	1:24.09	1:24.25	1:24.55	1:24.78	1:24.67	1:25.02	1:25.01	1:25.83
11	1:25.86									
62	Alan DULY									
Lap	1	2	3	4	5	6	7	8	9	10
1	1:42.51	1:31.07	1:30.70	1:31.22	1:30.86	1:30.70	1:31.55	1:31.56	1:32.87	
69	Scott WOODHEAD									
Lap	1	2	3	4	5	6	7	8	9	10
1	1:33.56	1:29.08	1:25.68	1:25.45	1:24.86	1:25.97	1:25.54	1:33.40	1:25.95	1:25.59
11	1:26.54									
73	Jason WATKINSON									
Lap	1	2	3	4	5	6	7	8	9	10
1	1:35.81	1:28.80	1:28.94	1:29.27	1:30.97	1:29.43	1:29.18	1:27.49	1:27.43	1:26.92
11	1:27.57									
87	Stewart PLACE									
Lap	1	2	3	4	5	6	7	8	9	10
1	1:33.76	1:28.09	1:25.52	1:25.45	1:25.53	1:25.88	1:25.45	1:26.58	1:25.48	1:25.74
11	1:25.42									
88	Martin CAYZER									
Lap	1	2	3	4	5	6	7	8	9	10
1	1:31.65	1:24.34	1:26.12	1:25.04	1:25.24	1:25.91	1:25.81	1:24.80	1:25.10	1:24.87
11	1:24.86									

91 Steve GROOM

Lap	1	2	3	4	5	6	7	8	9	10
1	1:36.51	1:27.51	1:26.15	1:25.14	1:27.20	1:26.48	1:28.18	1:27.81	1:26.28	1:25.93
11	1:26.35									

92 Rick GROOM

Lap	1	2	3	4	5	6	7	8	9	10
1	1:38.87	1:28.08	1:28.33	1:28.79	1:29.45	1:29.23	1:29.03	1:28.74	1:27.99	1:27.56
11	1:26.91									

99 Scott WARD

Lap	1	2	3	4	5	6	7	8	9	10
1	1:34.41	1:29.10	1:25.93	1:26.33	1:27.44	1:27.10	1:27.76	1:29.67	1:33.06	1:40.05
11	1:48.08									

Classic Stock Hatch Championship

Qualifying 5

2nd Best Times

Pl	No	Cl	Name	Car	Laps	2nd Best on Lap	
1	3		Matt ROZIER	Peugeot 205 GTi	9	1:23.70	8
2	2		Matthew STUBBINGTON	Peugeot 205 GTi	10	1:23.91	3
3	1		Lee SCOTT	Ford Fiesta XR2i	10	1:24.07	9
4	4		Andrew THORPE	Citroen AX GTi	9	1:24.17	7
5	55		Marcus WARD	Ford Fiesta XR2i	10	1:24.21	5
6	11		Andy PHILPOTTS	Ford Fiesta XR2i	10	1:24.26	5
7	5		Edward COOPER	Vauxhall Nova GSi	10	1:24.41	7
8	88		Martin CAYZER	Ford Fiesta XR2i	10	1:24.44	7
9	28		Daniel FILLINGHAM	Peugot 205 GTi	9	1:24.96	8
10	99		Scott WARD	Ford Fiesta XR2i	10	1:25.37	8
11	87		Stewart PLACE	Peugeot 205 GTi	10	1:25.39	10
12	69		Scott WOODHEAD	Peugeot 205 GTi	9	1:25.53	7
13	34		Ben WARD	Ford Fiesta XR2i	9	1:25.85	5
14	41		Jason WOOD	Vauxhall Nova GTE	9	1:25.93	9
15	26		Paul BROCK	Ford Fiesta XR2i	9	1:26.35	6
16	12		James HASLEHURST/Improve transponder location	Peugeot 205 GTi	9	1:27.02	7
17	7		Derek ROZIER	Peugeot 205 GTi	9	1:27.87	5
18	73		Jason WATKINSON	Ford Fiesta XR2i	9	1:28.00	9
19	39		Martin RODGERS	Peugeot 205 GTi	9	1:28.09	8
20	92		Rick GROOM	Ford Fiesta XR2	9	1:28.24	7
21	91		Steve GROOM	Ford Fiesta XR2	9	1:29.13	9
22	16		Paul ROZIER	Peugeot 205 GTi	4	1:29.49	2
23	18		Darren BRASSINGTHWAIGHTE	Peugeot 205 GTi	8	1:31.33	8
24	62		Alan DULY	Ford Fiesta XR2i	8	1:33.21	6

Weather / Track:

Start Time : 10:36


Silverstone International

11 Aug 18 10:56


Clerk of Course :	Time Issued :	Chief Timekeeper : Terry Stevens
-------------------	---------------	----------------------------------

THESE RESULTS REMAIN PROVISIONAL FOR A MINIMUM OF 30 MINUTES FROM THE TIME OF ISSUE AND UNTIL ALL JUDICIAL AND TECHNICAL MATTERS HAVE BEEN SETTLED.

Results produced on HS Sports Timing and Results Systems. Results online at www.750MC.co.uk



RACE GRID




Demon Tweeks / Yokohama Classic Stock Hatch Championship

Race 14

ROW 12	24	62	01:33.210 Alan DULY	23	18	01:31.330 Darren BRASSINGTHWAI
ROW 11	22	16	01:29.490 Paul ROZIER	21	91	01:29.130 Steve GROOM
ROW 10	20	92	01:28.240 Rick GROOM	19	39	01:28.090 Martin RODGERS
ROW 9	18	73	01:28.000 Jason WATKINSON	17	7	01:27.870 Derek ROZIER
ROW 8	16	12	01:27.020 James HASLEHURST	15	26	01:26.350 Paul BROCK
ROW 7	14	41	01:25.930 Jason WOOD	13	34	01:25.850 Ben WARD
ROW 6	12	69	01:25.530 Scott WOODHEAD	11	87	01:25.390 Stewart PLACE
ROW 5	10	99	01:25.370 Scott WARD	9	28	01:24.960 Daniel FILLINGHAM
ROW 4	8	88	01:24.440 Martin CAYZER	7	5	01:24.410 Edward COOPER
ROW 3	6	11	01:24.260 Andy PHILPOTTS	5	55	01:24.210 Marcus WARD
ROW 2	4	4	01:24.170 Andrew THORPE	3	1	01:24.070 Lee SCOTT
ROW 1	2	2	01:23.910 Matthew STUBBINGTON	1	3	01:23.700 Matt ROZIER

POLE



Classic Stock Hatch Championship

Provisional Results - Race 14

Pl	No	Cl	Name	Car	Laps	Time	Behind	MPH	Best Lap on	MPH
1	3		Matt ROZIER	Peugeot 205 GTi	11	15:32.91		78.53	1:24.00	5 79.29
2	1		Lee SCOTT	Ford Fiesta XR2i	11	15:33.50	0.59	78.48	1:23.97	3 79.31
3	11		Andy PHILPOTTS	Ford Fiesta XR2i	11	15:42.00	9.09	77.77	1:24.42	8 78.89
4	55		Marcus WARD	Ford Fiesta XR2i	11	15:42.35	9.44	77.74	1:24.40	3 78.91
5	5		Edward COOPER	Vauxhall Nova GSi	11	15:42.81	9.90	77.70	1:24.19	5 79.11
6	2		Matthew STUBBINGTON	Peugeot 205 GTi	11	15:43.18	10.27	77.67	1:24.28	3 79.02
7	88		Martin CAYZER	Ford Fiesta XR2i	11	15:48.80	15.89	77.21	1:24.87	10 78.47
8	99		Scott WARD	Ford Fiesta XR2i	11	15:49.28	16.37	77.17	1:24.65	3 78.68
9	87		Stewart PLACE	Peugeot 205 GTi	11	15:51.44	18.53	77.00	1:24.46	7 78.85
10	28		Daniel FILLINGHAM	Peugot 205 GTi	11	15:53.04	20.13	76.87	1:24.67	4 78.66
11	41		Jason WOOD	Vauxhall Nova GTE	11	15:57.06	24.15	76.55	1:25.43	4 77.96
12	34		Ben WARD	Ford Fiesta XR2i	11	15:58.57	25.66	76.43	1:25.23	4 78.14
13	26		Paul BROCK	Ford Fiesta XR2i	11	15:59.31	26.40	76.37	1:25.64	9 77.77
14	91		Steve GROOM	Ford Fiesta XR2i	11	16:11.30	38.39	75.42	1:26.60	10 76.91
15	39		Martin RODGERS	Peugeot 205 GTi	11	16:20.08	47.17	74.75	1:27.29	3 76.30
16	16		Paul ROZIER	Peugeot 205 GTi	11	16:20.11	47.20	74.75	1:27.24	4 76.34
17	73		Jason WATKINSON	Ford Fiesta XR2i	11	16:21.62	48.71	74.63	1:27.25	4 76.33
18	92		Rick GROOM	Ford Fiesta XR2	11	16:22.83	49.92	74.54	1:27.25	7 76.33
19	18		Darren BRASSINGTHWAIGHTE	Peugeot 205 GTi	11	16:36.19	1:03.28	73.54	1:27.78	6 75.87
20	62		Alan DULY	Ford Fiesta XR2i	10	15:34.78	1 Lap	71.25	1:31.27	3 72.97
Not-Classified										
	7		Derek ROZIER	Ford Fiesta XR2i	10	14:55.63	DNF	74.36	1:27.68	3 75.96
	12		James HASLEHURST	Peugeot 205 GTi	9	13:26.09	DNF	74.36	1:27.17	7 76.40
	69		Scott WOODHEAD	Peugeot 205 GTi	8	11:34.63	DNF	76.70	1:24.83	7 78.51
	4		Andrew THORPE	Citroen AX GTi	4	5:56.42	DNF	74.74	1:26.92	3 76.62
Fastest Lap										
	1		Lee SCOTT	Ford Fiesta XR2i					1:23.97	3 79.31

Weather / Track:

Start Time : 14:38

Silverstone International

12 Aug 18 14:56

Clerk of Course :	Time Issued :	Chief Timekeeper : Terry Stevens
-------------------	---------------	----------------------------------

THESE RESULTS REMAIN PROVISIONAL FOR A MINIMUM OF 30 MINUTES FROM THE TIME OF ISSUE AND UNTIL ALL JUDICIAL AND TECHNICAL MATTERS HAVE BEEN SETTLED.

Lap Chart

Demon Tweeks / Yokohama Classic Stock Hatch Championship - Race 14

Lap 1		Lap 2		Lap 3		Lap 4		Lap 5		Lap 6		Lap 7		Lap 8		Lap 9		Lap 10	
No	Time	No	Time	No	Time	No	Time	No	Time	No	Time	No	Time	No	Time	No	Time	No	Time
3	1:28.67	3	2:53.42	3	4:17.64	3	5:42.15	3	7:06.15	3	8:30.83	3	9:55.02	3	11:19.07	3	12:43.78	3	14:08.16
1	1:29.44	1	2:54.09	1	4:18.06	1	5:42.42	1	7:06.63	1	8:31.26	1	9:55.65	1	11:19.93	1	12:44.52	1	14:08.92
11	1:29.90	11	2:55.51	11	4:20.54	55	5:45.85	55	7:10.47	55	8:34.91	55	9:59.60	55	11:24.33	11	12:51.02	11	14:16.54
55	1:32.05	55	2:56.86	55	4:21.26	11	5:46.05	11	7:10.89	11	8:35.59	11	10:00.33	11	11:24.75	5	12:51.16	55	14:16.70
88	1:32.26	2	2:57.86	2	4:22.14	2	5:46.53	2	7:11.36	2	8:35.82	2	10:00.62	2	11:25.25	55	12:51.25	5	14:16.88
2	1:32.49	5	2:58.38	5	4:23.19	5	5:47.50	5	7:11.69	5	8:36.13	5	10:00.85	5	11:25.44	2	12:51.82	2	14:17.10
5	1:32.64	88	2:58.39	88	4:24.24	88	5:49.29	28	7:15.12	28	8:40.37	28	10:05.83	99	11:32.71	88	12:58.44	88	14:23.31
28	1:33.12	28	2:59.89	28	4:25.07	28	5:49.74	88	7:15.48	88	8:41.01	88	10:06.17	88	11:32.83	99	12:58.82	99	14:23.75
4	1:33.21	99	3:01.18	99	4:25.83	99	5:50.72	99	7:15.76	99	8:41.26	99	10:06.57	28	11:33.45	87	12:59.83	87	14:24.69
99	1:33.42	4	3:01.39	69	4:27.13	69	5:52.39	69	7:17.37	69	8:42.40	69	10:07.23	87	11:33.72	28	13:00.47	28	14:26.98
69	1:33.60	69	3:01.49	87	4:27.71	87	5:52.93	87	7:18.18	87	8:43.07	87	10:07.53	69	11:34.63	41	13:03.66	41	14:30.40
41	1:34.06	87	3:02.07	4	4:28.31	41	5:54.18	41	7:19.66	41	8:45.26	41	10:11.36	41	11:37.22	34	13:07.14	34	14:32.48
87	1:34.33	41	3:02.84	41	4:28.75	26	5:54.83	34	7:21.82	34	8:47.64	34	10:15.19	34	11:41.19	26	13:07.39	26	14:33.23
26	1:34.86	26	3:03.06	26	4:29.16	34	5:55.13	26	7:21.96	26	8:48.47	26	10:15.34	26	11:41.75	91	13:17.31	91	14:43.91
7	1:36.13	34	3:03.42	34	4:29.90	4	5:56.42	91	7:28.52	91	8:56.09	91	10:23.43	91	11:50.40	39	13:23.72	39	14:51.13
34	1:36.60	7	3:04.58	7	4:32.26	7	6:00.52	7	7:29.09	7	8:57.44	7	10:25.22	7	11:54.72	16	13:24.04	16	14:51.52
73	1:37.84	91	3:04.94	91	4:32.49	91	6:00.70	39	7:29.28	73	8:57.66	39	10:26.12	39	11:54.95	92	13:25.68	73	14:54.10
91	1:38.00	73	3:06.81	39	4:34.58	39	6:01.92	73	7:29.97	39	8:57.95	73	10:26.15	73	11:55.12	73	13:25.94	92	14:54.78
12	1:38.11	39	3:07.29	73	4:35.05	73	6:02.30	16	7:30.14	16	8:58.09	16	10:26.49	16	11:55.12	12	13:26.09	7	14:55.63
39	1:38.29	16	3:07.48	16	4:35.23	16	6:02.47	92	7:31.86	12	9:00.05	12	10:27.22	12	11:55.70	7	13:27.44	18	15:04.56
16	1:38.68	92	3:08.10	92	4:35.77	92	6:03.43	12	7:32.16	92	9:00.71	92	10:27.96	92	11:55.92	18	13:35.87		
92	1:39.47	12	3:08.47	12	4:36.27	12	6:03.91	18	7:42.55	18	9:10.33	18	10:38.47	18	12:06.85	62	14:01.09		
18	1:41.77	18	3:13.06	18	4:43.83	18	6:14.10	62	7:49.44	62	9:22.30	62	10:54.99	62	12:27.47				
62	1:42.95	62	3:15.40	62	4:46.67	62	6:18.09												

Lap Chart

Demon Tweeks / Yokohama Classic Stock Hatch Championship - Race 14

Lap 11		Lap 12		Lap 13		Lap 14		Lap 15		Lap 16		Lap 17		Lap 18		Lap 19		Lap 20	
No	Time	No	Time	No	Time	No	Time	No	Time	No	Time	No	Time	No	Time	No	Time	No	Time
3	15:32.91																		
1	15:33.50																		
62	15:34.78 *1																		
11	15:42.00																		
55	15:42.35																		
5	15:42.81																		
2	15:43.18																		
88	15:48.80																		
99	15:49.28																		
87	15:51.44																		
28	15:53.04																		
41	15:57.06																		
34	15:58.57																		
26	15:59.31																		
91	16:11.30																		
39	16:20.08																		
16	16:20.11																		
73	16:21.62																		
92	16:22.83																		
18	16:36.19																		

Demon Tweeks / Yokohama Classic Stock Hatch Championship

LAP TIMES - Race 14

1	Lee SCOTT										
Lap	1	2	3	4	5	6	7	8	9	10	
1	1:29.44	1:24.65	1:23.97	1:24.36	1:24.21	1:24.63	1:24.39	1:24.28	1:24.59	1:24.40	
11	1:24.58										
2	Matthew STUBBINGTON										
Lap	1	2	3	4	5	6	7	8	9	10	
1	1:32.49	1:25.37	1:24.28	1:24.39	1:24.83	1:24.46	1:24.80	1:24.63	1:26.57	1:25.28	
11	1:26.08										
3	Matt ROZIER										
Lap	1	2	3	4	5	6	7	8	9	10	
1	1:28.67	1:24.75	1:24.22	1:24.51	1:24.00	1:24.68	1:24.19	1:24.05	1:24.71	1:24.38	
11	1:24.75										
4	Andrew THORPE										
Lap	1	2	3	4	5	6	7	8	9	10	
1	1:33.21	1:28.18	1:26.92	1:28.11							
5	Edward COOPER										
Lap	1	2	3	4	5	6	7	8	9	10	
1	1:32.64	1:25.74	1:24.81	1:24.31	1:24.19	1:24.44	1:24.72	1:24.59	1:25.72	1:25.72	
11	1:25.93										
7	Derek ROZIER										
Lap	1	2	3	4	5	6	7	8	9	10	
1	1:36.13	1:28.45	1:27.68	1:28.26	1:28.57	1:28.35	1:27.78	1:29.50	1:32.72	1:28.19	
11	Andy PHILPOTTS										
Lap	1	2	3	4	5	6	7	8	9	10	
1	1:29.90	1:25.61	1:25.03	1:25.51	1:24.84	1:24.70	1:24.74	1:24.42	1:26.27	1:25.52	
11	1:25.46										
12	James HASLEHURST										
Lap	1	2	3	4	5	6	7	8	9	10	
1	1:38.11	1:30.36	1:27.80	1:27.64	1:28.25	1:27.89	1:27.17	1:28.48	1:30.39		
16	Paul ROZIER										
Lap	1	2	3	4	5	6	7	8	9	10	
1	1:38.68	1:28.80	1:27.75	1:27.24	1:27.67	1:27.95	1:28.40	1:28.63	1:28.92	1:27.48	
11	1:28.59										
18	Darren BRASSINGTHWAIGHTE										
Lap	1	2	3	4	5	6	7	8	9	10	
1	1:41.77	1:31.29	1:30.77	1:30.27	1:28.45	1:27.78	1:28.14	1:28.38	1:29.02	1:28.69	
11	1:31.63										
26	Paul BROCK										
Lap	1	2	3	4	5	6	7	8	9	10	
1	1:34.86	1:28.20	1:26.10	1:25.67	1:27.13	1:26.51	1:26.87	1:26.41	1:25.64	1:25.84	
11	1:26.08										

28	Daniel FILLINGHAM									
Lap	1	2	3	4	5	6	7	8	9	10
1	1:33.12	1:26.77	1:25.18	1:24.67	1:25.38	1:25.25	1:25.46	1:27.62	1:27.02	1:26.51
11	1:26.06									
34	Ben WARD									
Lap	1	2	3	4	5	6	7	8	9	10
1	1:36.60	1:26.82	1:26.48	1:25.23	1:26.69	1:25.82	1:27.55	1:26.00	1:25.95	1:25.34
11	1:26.09									
39	Martin RODGERS									
Lap	1	2	3	4	5	6	7	8	9	10
1	1:38.29	1:29.00	1:27.29	1:27.34	1:27.36	1:28.67	1:28.17	1:28.83	1:28.77	1:27.41
11	1:28.95									
41	Jason WOOD									
Lap	1	2	3	4	5	6	7	8	9	10
1	1:34.06	1:28.78	1:25.91	1:25.43	1:25.48	1:25.60	1:26.10	1:25.86	1:26.44	1:26.74
11	1:26.66									
55	Marcus WARD									
Lap	1	2	3	4	5	6	7	8	9	10
1	1:32.05	1:24.81	1:24.40	1:24.59	1:24.62	1:24.44	1:24.69	1:24.73	1:26.92	1:25.45
11	1:25.65									
62	Alan DULY									
Lap	1	2	3	4	5	6	7	8	9	10
1	1:42.95	1:32.45	1:31.27	1:31.42	1:31.35	1:32.86	1:32.69	1:32.48	1:33.62	1:33.69
69	Scott WOODHEAD									
Lap	1	2	3	4	5	6	7	8	9	10
1	1:33.60	1:27.89	1:25.64	1:25.26	1:24.98	1:25.03	1:24.83	1:27.40		
73	Jason WATKINSON									
Lap	1	2	3	4	5	6	7	8	9	10
1	1:37.84	1:28.97	1:28.24	1:27.25	1:27.67	1:27.69	1:28.49	1:28.97	1:30.82	1:28.16
11	1:27.52									
87	Stewart PLACE									
Lap	1	2	3	4	5	6	7	8	9	10
1	1:34.33	1:27.74	1:25.64	1:25.22	1:25.25	1:24.89	1:24.46	1:26.19	1:26.11	1:24.86
11	1:26.75									
88	Martin CAYZER									
Lap	1	2	3	4	5	6	7	8	9	10
1	1:32.26	1:26.13	1:25.85	1:25.05	1:26.19	1:25.53	1:25.16	1:26.66	1:25.61	1:24.87
11	1:25.49									
91	Steve GROOM									
Lap	1	2	3	4	5	6	7	8	9	10
1	1:38.00	1:26.94	1:27.55	1:28.21	1:27.82	1:27.57	1:27.34	1:26.97	1:26.91	1:26.60
11	1:27.39									

92 Rick GROOM

Lap	1	2	3	4	5	6	7	8	9	10
1	1:39.47	1:28.63	1:27.67	1:27.66	1:28.43	1:28.85	1:27.25	1:27.96	1:29.76	1:29.10
11	1:28.05									

99 Scott WARD

Lap	1	2	3	4	5	6	7	8	9	10
1	1:33.42	1:27.76	1:24.65	1:24.89	1:25.04	1:25.50	1:25.31	1:26.14	1:26.11	1:24.93
11	1:25.53									