



**demon tweeks**

**YOKOHAMA**

**Qualifying 2**

Pl	No	Cl	Name	Car	Laps	Time on Lap	Behind	MPH	
1	8		Pete MORGAN	Ford Fiesta XR2	9	1:14.20	6	70.64	
2	47		Robert CAMPBELL	Peugeot 205 GTi	8	1:15.33	8	1.13	69.58
3	88		Martin CAYZER	Ford Fiesta XR2i	9	1:15.54	8	1.34	69.39
4	93		Ben BATEMAN	Vauxhall Nova GTE	5	1:16.05	5	1.85	68.92
5	46		Chris DEAR	Peugeot 205 GTi	9	1:16.11	8	1.91	68.87
6	90		Finley GROOM	Ford Fiesta	9	1:16.83	8	2.63	68.22
7	87		Stewart PLACE	Peugeot 205 GTi	9	1:17.29	5	3.09	67.82
8	92		Rick GROOM	Ford Fiesta XR2	8	1:17.77	7	3.57	67.40
9	12		James HASLEHURST	Peugeot 205 GTi	8	1:18.03	8	3.83	67.17
10	89		Richard KELSALL	Ford Fiesta XR2i	9	1:18.48	8	4.28	66.79
11	41		Jason WOOD	Vauxhall Nova GTE	9	1:19.03	6	4.83	66.32
12	73		Jason WATKINSON	Ford Fiesta XR2i	8	1:19.06	7	4.86	66.30
13	39		Martin RODGERS	Peugeot 205 GTi	9	1:19.43	8	5.23	65.99
14	40		Paul THORPE	Ford Fiesta XR2	9	1:19.64	5	5.44	65.82
15	58		Peter OSGERBY	Vauxhall Nova GTE	8	1:20.78	7	6.58	64.89
16	33		Ryan CLARKE	Peugeot 205 GTi	8	1:20.81	7	6.61	64.86
17	48		Neil DUDMAN	Peugeot 205 GTi	8	1:22.54	7	8.34	63.50
18	26		Paul BROCK	Ford Fiesta XR2i	3	1:25.36	2	11.16	61.41

Weather / Track: Raining / Wet

Start Time : 09:20

Pembrey National

18 Jun 22 09:41

Clerk of Course :	Time Issued :	Chief Timekeeper : Terry Stevens
-------------------	---------------	----------------------------------

THESE RESULTS REMAIN PROVISIONAL FOR A MINIMUM OF 30 MINUTES FROM THE TIME OF ISSUE AND UNTIL ALL JUDICIAL AND TECHNICAL MATTERS HAVE BEEN SETTLED.



# Demon Tweeks / Yokohama Classic Stock Hatch Championship

## LAP TIMES - Qualifying 2

<b>8</b>	<b>Pete MORGAN</b>										
	<b>Lap</b>	<b>1</b>	<b>2</b>	<b>3</b>	<b>4</b>	<b>5</b>	<b>6</b>	<b>7</b>	<b>8</b>	<b>9</b>	<b>10</b>
	1	1:25.05	1:19.38	1:18.65	1:16.98	1:15.16	1:14.20	8:43.44	1:14.54	1:14.91	
<b>12</b>	<b>James HASLEHURST</b>										
	<b>Lap</b>	<b>1</b>	<b>2</b>	<b>3</b>	<b>4</b>	<b>5</b>	<b>6</b>	<b>7</b>	<b>8</b>	<b>9</b>	<b>10</b>
	1	1:32.86	1:23.73	1:21.70	1:19.56	1:19.35	9:41.80	1:19.70	1:18.03		
<b>26</b>	<b>Paul BROCK</b>										
	<b>Lap</b>	<b>1</b>	<b>2</b>	<b>3</b>	<b>4</b>	<b>5</b>	<b>6</b>	<b>7</b>	<b>8</b>	<b>9</b>	<b>10</b>
	1	1:31.81	1:25.36	1:25.37							
<b>33</b>	<b>Ryan CLARKE</b>										
	<b>Lap</b>	<b>1</b>	<b>2</b>	<b>3</b>	<b>4</b>	<b>5</b>	<b>6</b>	<b>7</b>	<b>8</b>	<b>9</b>	<b>10</b>
	1	1:39.97	1:28.15	1:24.83	1:24.05	1:22.11	8:57.30	1:20.81	1:21.51		
<b>39</b>	<b>Martin RODGERS</b>										
	<b>Lap</b>	<b>1</b>	<b>2</b>	<b>3</b>	<b>4</b>	<b>5</b>	<b>6</b>	<b>7</b>	<b>8</b>	<b>9</b>	<b>10</b>
	1	1:32.31	1:25.19	1:22.52	1:21.31	1:20.82	1:20.99	8:29.28	1:19.43	1:19.89	
<b>40</b>	<b>Paul THORPE</b>										
	<b>Lap</b>	<b>1</b>	<b>2</b>	<b>3</b>	<b>4</b>	<b>5</b>	<b>6</b>	<b>7</b>	<b>8</b>	<b>9</b>	<b>10</b>
	1	1:29.07	1:23.66	1:22.58	1:22.12	1:19.64	1:19.81	8:25.96	1:21.13	1:20.09	
<b>41</b>	<b>Jason WOOD</b>										
	<b>Lap</b>	<b>1</b>	<b>2</b>	<b>3</b>	<b>4</b>	<b>5</b>	<b>6</b>	<b>7</b>	<b>8</b>	<b>9</b>	<b>10</b>
	1	1:28.35	1:21.58	1:21.21	1:22.04	1:21.16	1:19.03	8:28.18	1:20.40	1:20.90	
<b>46</b>	<b>Chris DEAR</b>										
	<b>Lap</b>	<b>1</b>	<b>2</b>	<b>3</b>	<b>4</b>	<b>5</b>	<b>6</b>	<b>7</b>	<b>8</b>	<b>9</b>	<b>10</b>
	1	1:23.85	1:20.48	1:21.48	1:18.06	1:17.28	1:16.89	8:46.39	1:16.11	1:16.65	
<b>47</b>	<b>Robert CAMPBELL</b>										
	<b>Lap</b>	<b>1</b>	<b>2</b>	<b>3</b>	<b>4</b>	<b>5</b>	<b>6</b>	<b>7</b>	<b>8</b>	<b>9</b>	<b>10</b>
	1	1:29.19	1:20.18	1:18.81	1:17.05	1:29.16	9:57.62	1:17.27	1:15.33		
<b>48</b>	<b>Neil DUDMAN</b>										
	<b>Lap</b>	<b>1</b>	<b>2</b>	<b>3</b>	<b>4</b>	<b>5</b>	<b>6</b>	<b>7</b>	<b>8</b>	<b>9</b>	<b>10</b>
	1	1:36.79	1:34.86	1:24.41	1:28.98	1:24.71	8:56.06	1:22.54	1:28.02		
<b>58</b>	<b>Peter OSGERBY</b>										
	<b>Lap</b>	<b>1</b>	<b>2</b>	<b>3</b>	<b>4</b>	<b>5</b>	<b>6</b>	<b>7</b>	<b>8</b>	<b>9</b>	<b>10</b>
	1	1:40.69	1:25.16	1:30.20	1:28.28	1:24.40	9:00.12	1:20.78	1:21.90		
<b>73</b>	<b>Jason WATKINSON</b>										
	<b>Lap</b>	<b>1</b>	<b>2</b>	<b>3</b>	<b>4</b>	<b>5</b>	<b>6</b>	<b>7</b>	<b>8</b>	<b>9</b>	<b>10</b>
	1	1:32.04	1:24.73	1:26.02	1:21.88	1:21.56	9:40.34	1:19.06	1:20.44		
<b>87</b>	<b>Stewart PLACE</b>										
	<b>Lap</b>	<b>1</b>	<b>2</b>	<b>3</b>	<b>4</b>	<b>5</b>	<b>6</b>	<b>7</b>	<b>8</b>	<b>9</b>	<b>10</b>
	1	1:26.90	1:19.62	1:18.19	1:19.84	1:17.29	1:17.52	8:27.44	1:17.82	1:17.83	

<b>88</b>	<b>Martin CAYZER</b>									
<b>Lap</b>	<b>1</b>	<b>2</b>	<b>3</b>	<b>4</b>	<b>5</b>	<b>6</b>	<b>7</b>	<b>8</b>	<b>9</b>	<b>10</b>
1	1:25.24	1:19.97	1:20.04	1:18.27	1:16.76	1:16.14	8:45.11	1:15.54	1:15.61	
<b>89</b>	<b>Richard KELSALL</b>									
<b>Lap</b>	<b>1</b>	<b>2</b>	<b>3</b>	<b>4</b>	<b>5</b>	<b>6</b>	<b>7</b>	<b>8</b>	<b>9</b>	<b>10</b>
1	1:30.97	1:20.04	1:19.64	1:19.60	1:18.79	1:18.50	8:22.81	1:18.48	1:20.18	
<b>90</b>	<b>Finley GROOM</b>									
<b>Lap</b>	<b>1</b>	<b>2</b>	<b>3</b>	<b>4</b>	<b>5</b>	<b>6</b>	<b>7</b>	<b>8</b>	<b>9</b>	<b>10</b>
1	1:33.57	1:20.75	1:18.69	1:24.28	1:18.22	1:18.43	8:46.78	1:16.83	1:34.87	
<b>92</b>	<b>Rick GROOM</b>									
<b>Lap</b>	<b>1</b>	<b>2</b>	<b>3</b>	<b>4</b>	<b>5</b>	<b>6</b>	<b>7</b>	<b>8</b>	<b>9</b>	<b>10</b>
1	1:37.50	1:23.85	1:22.76	1:21.84	1:21.74	9:56.93	1:17.77	1:18.61		
<b>93</b>	<b>Ben BATEMAN</b>									
<b>Lap</b>	<b>1</b>	<b>2</b>	<b>3</b>	<b>4</b>	<b>5</b>	<b>6</b>	<b>7</b>	<b>8</b>	<b>9</b>	<b>10</b>
1	1:29.37	1:18.47	1:16.82	1:17.15	1:16.05					



# RACE GRID




## Demon Tweeks / Yokohama Classic Stock Hatch Championship

### Race 2

17	<b>48</b>	Neil DUDMAN	01:22.540	18	<b>26</b>	Paul BROCK	01:25.360
15	<b>58</b>	Peter OSGERBY	01:20.780	16	<b>33</b>	Ryan CLARKE	01:20.810
13	<b>39</b>	Martin RODGERS	01:19.430	14	<b>40</b>	Paul THORPE	01:19.640
11	<b>41</b>	Jason WOOD	01:19.030	12	<b>73</b>	Jason WATKINSON	01:19.060
9	<b>12</b>	James HASLEHURST	01:18.030	10	<b>89</b>	Richard KELSALL	01:18.480
7	<b>87</b>	Stewart PLACE	01:17.290	8	<b>92</b>	Rick GROOM	01:17.770
5	<b>46</b>	Chris DEAR	01:16.110	6	<b>90</b>	Finley GROOM	01:16.830
3	<b>88</b>	Martin CAYZER	01:15.540	4	<b>93</b>	Ben BATEMAN	01:16.050
1	<b>8</b>	Pete MORGAN	01:14.200	2	<b>47</b>	Robert CAMPBELL	01:15.330

**POLE**



No 40 - 4 position grid penalty from previous round



**YOKOHAMA**

**Provisional Results - Race 2 (Amended)**

PI	No	CI	Name	Car	Laps	Time	Behind	MPH	Best Lap on	MPH
1	8		Pete MORGAN	Ford Fiesta XR2	6	7:51.55		66.69	1:15.73	6 69.21
2	88		Martin CAYZER	Ford Fiesta XR2i	6	7:52.23	0.68	66.60	1:15.80	6 69.15
3	46		Chris DEAR	Peugeot 205 GTi	6	7:53.29	1.74	66.45	1:15.23	5 69.67
4	92		Rick GROOM	Ford Fiesta XR2	6	7:55.48	3.93	66.14	1:16.68	5 68.36
5	41		Jason WOOD	Vauxhall Nova GTE	6	7:55.62	4.07	66.12	1:15.92	6 69.04
6	39		Martin RODGERS	Peugeot 205 GTi	6	7:56.47	4.92	66.01	1:15.74	6 69.21
7	40		Paul THORPE	Ford Fiesta XR2	6	7:56.82	5.27	65.96	1:15.69	6 69.25
8	47		Robert CAMPBELL	Peugeot 205 GTi	6	8:03.01	11.46	65.11	1:16.48	6 68.54
9	89		Richard KELSALL	Ford Fiesta XR2i	6	8:10.48	18.93	64.12	1:17.69	5 67.47
10	48		Neil DUDMAN	Peugeot 205 GTi	6	8:15.52	23.97	63.47	1:19.02	5 66.33
11	58		Peter OSGERBY	Vauxhall Nova GTE	6	8:54.77	1:03.22	58.81	1:23.91	6 62.47

**Not-Classified**

90	Finley GROOM	Ford Fiesta	6	7:52.90	NCF	66.50	1:15.92	6	69.04
12	James HASLEHURST	Peugeot 205 GTi	3	5:30.40	DNF	47.59	1:33.84	2	55.86

**Non-Starters**

26	Paul BROCK	Ford Fiesta XR2i
33	Ryan CLARKE	Peugeot 205 GTi
73	Jason WATKINSON	Ford Fiesta XR2i
87	Stewart PLACE	Peugeot 205 GTi
93	Ben BATEMAN	Vauxhall Nova GTE

**Fastest Lap**

46	Chris DEAR	Peugeot 205 GTi					1:15.23	5	69.67
----	------------	-----------------	--	--	--	--	---------	---	-------

No 90 not classified - not running at time of red flag

Weather / Track:

Start Time : 14:22

Pembrey National

18 Jun 22 15:30

Clerk of Course :	Time Issued :	Chief Timekeeper : Terry Stevens
-------------------	---------------	----------------------------------

THESE RESULTS REMAIN PROVISIONAL FOR A MINIMUM OF 30 MINUTES FROM THE TIME OF ISSUE AND UNTIL ALL JUDICIAL AND TECHNICAL MATTERS HAVE BEEN SETTLED.



# Lap Chart

## Demon Tweeks / Yokohama Classic Stock Hatch Championship - Race 2

Lap 1		Lap 2		Lap 3		Lap 4		Lap 5		Lap 6		Lap 7		Lap 8		Lap 9		Lap 10	
No	Time	No	Time	No	Time	No	Time	No	Time	No	Time	No	Time	No	Time	No	Time	No	Time
8	1:27.08	8	2:46.07	8	4:03.64	8	5:19.96	8	6:35.82	8	7:51.55								
88	1:28.09	88	2:46.28	88	4:04.00	88	5:20.60	88	6:36.43	88	7:52.23								
90	1:28.39	90	2:46.43	90	4:04.24	90	5:20.87	90	6:36.98	90	7:52.90								
92	1:28.92	92	2:46.61	92	4:04.74	92	5:22.09	46	6:37.34	46	7:53.29								
46	1:29.18	46	2:47.02	46	4:04.92	46	5:22.11	92	6:38.77	92	7:55.48								
41	1:29.61	41	2:47.86	41	4:05.88	41	5:22.74	41	6:39.70	41	7:55.62								
47	1:30.22	39	2:49.62	39	4:07.53	39	5:24.67	39	6:40.73	39	7:56.47								
39	1:30.56	40	2:51.52	40	4:08.37	40	5:25.31	40	6:41.13	40	7:56.82								
40	1:31.11	47	2:52.03	47	4:11.17	47	5:29.26	47	6:46.53	47	8:03.01								
48	1:33.86	48	2:55.69	89	4:15.44	12	5:30.40 *1	89	6:52.51	89	8:10.48								
89	1:38.62	89	2:56.70	48	4:16.22	89	5:34.82	48	6:55.85	48	8:15.52								
58	1:49.61	58	3:14.93	58	4:40.50	48	5:36.83	58	7:30.86	58	8:54.77								
12	2:01.69	12	3:35.53			58	6:06.44												

# Demon Tweeks / Yokohama Classic Stock Hatch Championship

## LAP TIMES - Race 2

<b>8</b>	<b>Pete MORGAN</b>										
	<b>Lap</b>	<b>1</b>	<b>2</b>	<b>3</b>	<b>4</b>	<b>5</b>	<b>6</b>	<b>7</b>	<b>8</b>	<b>9</b>	<b>10</b>
	1	1:27.08	1:18.99	1:17.57	1:16.32	1:15.86	1:15.73				
<b>12</b>	<b>James HASLEHURST</b>										
	<b>Lap</b>	<b>1</b>	<b>2</b>	<b>3</b>	<b>4</b>	<b>5</b>	<b>6</b>	<b>7</b>	<b>8</b>	<b>9</b>	<b>10</b>
	1	2:01.69	1:33.84	1:54.87							
<b>39</b>	<b>Martin RODGERS</b>										
	<b>Lap</b>	<b>1</b>	<b>2</b>	<b>3</b>	<b>4</b>	<b>5</b>	<b>6</b>	<b>7</b>	<b>8</b>	<b>9</b>	<b>10</b>
	1	1:30.56	1:19.06	1:17.91	1:17.14	1:16.06	1:15.74				
<b>40</b>	<b>Paul THORPE</b>										
	<b>Lap</b>	<b>1</b>	<b>2</b>	<b>3</b>	<b>4</b>	<b>5</b>	<b>6</b>	<b>7</b>	<b>8</b>	<b>9</b>	<b>10</b>
	1	1:31.11	1:20.41	1:16.85	1:16.94	1:15.82	1:15.69				
<b>41</b>	<b>Jason WOOD</b>										
	<b>Lap</b>	<b>1</b>	<b>2</b>	<b>3</b>	<b>4</b>	<b>5</b>	<b>6</b>	<b>7</b>	<b>8</b>	<b>9</b>	<b>10</b>
	1	1:29.61	1:18.25	1:18.02	1:16.86	1:16.96	1:15.92				
<b>46</b>	<b>Chris DEAR</b>										
	<b>Lap</b>	<b>1</b>	<b>2</b>	<b>3</b>	<b>4</b>	<b>5</b>	<b>6</b>	<b>7</b>	<b>8</b>	<b>9</b>	<b>10</b>
	1	1:29.18	1:17.84	1:17.90	1:17.19	1:15.23	1:15.95				
<b>47</b>	<b>Robert CAMPBELL</b>										
	<b>Lap</b>	<b>1</b>	<b>2</b>	<b>3</b>	<b>4</b>	<b>5</b>	<b>6</b>	<b>7</b>	<b>8</b>	<b>9</b>	<b>10</b>
	1	1:30.22	1:21.81	1:19.14	1:18.09	1:17.27	1:16.48				
<b>48</b>	<b>Neil DUDMAN</b>										
	<b>Lap</b>	<b>1</b>	<b>2</b>	<b>3</b>	<b>4</b>	<b>5</b>	<b>6</b>	<b>7</b>	<b>8</b>	<b>9</b>	<b>10</b>
	1	1:33.86	1:21.83	1:20.53	1:20.61	1:19.02	1:19.67				
<b>58</b>	<b>Peter OSGERBY</b>										
	<b>Lap</b>	<b>1</b>	<b>2</b>	<b>3</b>	<b>4</b>	<b>5</b>	<b>6</b>	<b>7</b>	<b>8</b>	<b>9</b>	<b>10</b>
	1	1:49.61	1:25.32	1:25.57	1:25.94	1:24.42	1:23.91				
<b>88</b>	<b>Martin CAYZER</b>										
	<b>Lap</b>	<b>1</b>	<b>2</b>	<b>3</b>	<b>4</b>	<b>5</b>	<b>6</b>	<b>7</b>	<b>8</b>	<b>9</b>	<b>10</b>
	1	1:28.09	1:18.19	1:17.72	1:16.60	1:15.83	1:15.80				
<b>89</b>	<b>Richard KELSALL</b>										
	<b>Lap</b>	<b>1</b>	<b>2</b>	<b>3</b>	<b>4</b>	<b>5</b>	<b>6</b>	<b>7</b>	<b>8</b>	<b>9</b>	<b>10</b>
	1	1:38.62	1:18.08	1:18.74	1:19.38	1:17.69	1:17.97				
<b>90</b>	<b>Finley GROOM</b>										
	<b>Lap</b>	<b>1</b>	<b>2</b>	<b>3</b>	<b>4</b>	<b>5</b>	<b>6</b>	<b>7</b>	<b>8</b>	<b>9</b>	<b>10</b>
	1	1:28.39	1:18.04	1:17.81	1:16.63	1:16.11	1:15.92				
<b>92</b>	<b>Rick GROOM</b>										
	<b>Lap</b>	<b>1</b>	<b>2</b>	<b>3</b>	<b>4</b>	<b>5</b>	<b>6</b>	<b>7</b>	<b>8</b>	<b>9</b>	<b>10</b>
	1	1:28.92	1:17.69	1:18.13	1:17.35	1:16.68	1:16.71				



**demon tweeks**

**YOKOHAMA**

## Qualifying 2

### 2nd Best Times

Pl	No	Cl	Name	Car	Laps	2nd Best on Lap
1	8		Pete MORGAN	Ford Fiesta XR2	9	1:14.54 8
2	88		Martin CAYZER	Ford Fiesta XR2i	9	1:15.61 9
3	46		Chris DEAR	Peugeot 205 GTi	9	1:16.65 9
4	93		Ben BATEMAN	Vauxhall Nova GTE	5	1:16.82 3
5	47		Robert CAMPBELL	Peugeot 205 GTi	8	1:17.05 4
6	87		Stewart PLACE	Peugeot 205 GTi	9	1:17.52 6
7	90		Finley GROOM	Ford Fiesta	9	1:18.22 5
8	89		Richard KELSALL	Ford Fiesta XR2i	9	1:18.50 6
9	92		Rick GROOM	Ford Fiesta XR2	8	1:18.61 8
10	12		James HASLEHURST	Peugeot 205 GTi	8	1:19.35 5
11	40		Paul THORPE	Ford Fiesta XR2	9	1:19.81 6
12	39		Martin RODGERS	Peugeot 205 GTi	9	1:19.89 9
13	41		Jason WOOD	Vauxhall Nova GTE	9	1:20.40 8
14	73		Jason WATKINSON	Ford Fiesta XR2i	8	1:20.44 8
15	33		Ryan CLARKE	Peugeot 205 GTi	8	1:21.51 8
16	58		Peter OSGERBY	Vauxhall Nova GTE	8	1:21.90 8
17	48		Neil DUDMAN	Peugeot 205 GTi	8	1:24.41 3
18	26		Paul BROCK	Ford Fiesta XR2i	3	1:25.37 3

Weather / Track: Raining / Wet

Start Time : 09:20

Pembrey National


18 Jun 22 09:51

Clerk of Course :	Time Issued :	Chief Timekeeper : Terry Stevens
-------------------	---------------	----------------------------------

THESE RESULTS REMAIN PROVISIONAL FOR A MINIMUM OF 30 MINUTES FROM THE TIME OF ISSUE AND UNTIL ALL JUDICIAL AND TECHNICAL MATTERS HAVE BEEN SETTLED.







# RACE GRID




## Demon Tweeks / Yokohama Classic Stock Hatch Championship

### Race 11

17	<b>48</b>	Neil DUDMAN	01:24.410	18	<b>26</b>	Paul BROCK	01:25.370
15	<b>33</b>	Ryan CLARKE	01:21.510	16	<b>58</b>	Peter OSGERBY	01:21.900
13	<b>41</b>	Jason WOOD	01:20.400	14	<b>73</b>	Jason WATKINSON	01:20.440
11	<b>40</b>	Paul THORPE	01:19.810	12	<b>39</b>	Martin RODGERS	01:19.890
9	<b>92</b>	Rick GROOM	01:18.610	10	<b>12</b>	James HASLEHURST	01:19.350
7	<b>90</b>	Finley GROOM	01:18.220	8	<b>89</b>	Richard KELSALL	01:18.500
5	<b>47</b>	Robert CAMPBELL	01:17.050	6	<b>87</b>	Stewart PLACE	01:17.520
3	<b>46</b>	Chris DEAR	01:16.650	4	<b>93</b>	Ben BATEMAN	01:16.820
1	<b>8</b>	Pete MORGAN	01:14.540	2	<b>88</b>	Martin CAYZER	01:15.610

**POLE**





Provisional Results - Race 11

PI	No	CI	Name	Car	Laps	Time	Behind	MPH	Best Lap on	MPH
1	8		Pete MORGAN	Ford Fiesta XR2	13	15:35.71		72.82	1:10.84	5 73.99
2	46		Chris DEAR	Peugeot 205 GTi	13	15:35.86	0.15	72.81	1:10.20	7 74.67
3	40		Paul THORPE	Ford Fiesta XR2	13	15:39.15	3.44	72.56	1:10.51	8 74.34
4	89		Richard KELSALL	Ford Fiesta XR2i	13	15:40.35	4.64	72.46	1:10.83	4 74.00
5	41		Jason WOOD	Vauxhall Nova GTE	13	15:55.89	20.18	71.29	1:11.81	13 72.99
6	12		James HASLEHURST	Peugeot 205 GTi	13	15:56.99	21.28	71.20	1:11.63	10 73.18
7	39		Martin RODGERS	Peugeot 205 GTi	13	16:02.03	26.32	70.83	1:12.16	10 72.64
8	47		Robert CAMPBELL	Peugeot 205 GTi	13	16:05.50	29.79	70.58	1:11.43	2 73.38
9	58		Peter OSGERBY	Vauxhall Nova GTE	13	16:12.71	37.00	70.05	1:12.51	5 72.29
10	90		Finley GROOM	Ford Fiesta	13	16:13.10	37.39	70.02	1:12.45	5 72.35
11	92		Rick GROOM	Ford Fiesta XR2	13	16:15.85	40.14	69.83	1:12.07	9 72.73
12	48		Neil DUDMAN	Peugeot 205 GTi	13	16:23.18	47.47	69.31	1:13.47	4 71.34
<b>Not-Classified</b>										
	88		Martin CAYZER	Ford Fiesta XR2i	5	6:08.10	DNF	71.20	1:11.71	3 73.09
<b>Non-Starters</b>										
	26		Paul BROCK	Ford Fiesta XR2i						
	33		Ryan CLARKE	Peugeot 205 GTi						
	73		Jason WATKINSON	Ford Fiesta XR2i						
	87		Stewart PLACE	Peugeot 205 GTi						
	93		Ben BATEMAN	Vauxhall Nova GTE						
<b>Fastest Lap</b>										
	46		Chris DEAR	Peugeot 205 GTi					1:10.20	7 74.67 Rec

Weather / Track: Cloudy / Dry

Start Time : 09:38

Pembrey National

19 Jun 22 09:58

Clerk of Course :	Time Issued :	Chief Timekeeper : Terry Stevens
-------------------	---------------	----------------------------------

THESE RESULTS REMAIN PROVISIONAL FOR A MINIMUM OF 30 MINUTES FROM THE TIME OF ISSUE AND UNTIL ALL JUDICIAL AND TECHNICAL MATTERS HAVE BEEN SETTLED.



# Lap Chart

## Demon Tweeks / Yokohama Classic Stock Hatch Championship - Race 11

Lap 1		Lap 2		Lap 3		Lap 4		Lap 5		Lap 6		Lap 7		Lap 8		Lap 9		Lap 10	
No	Time	No	Time	No	Time	No	Time	No	Time	No	Time	No	Time	No	Time	No	Time	No	Time
8	1:19.00	8	2:30.49	8	3:41.51	8	4:52.70	8	6:03.54	8	7:14.57	8	8:25.63	8	9:37.05	8	10:48.55	8	12:00.47
88	1:19.44	88	2:31.44	88	3:43.15	46	4:54.85	46	6:05.48	46	7:15.96	46	8:26.16	46	9:37.30	46	10:48.70	46	12:00.49
46	1:19.75	46	2:31.52	46	3:43.33	88	4:55.13	89	6:07.62	89	7:19.07	89	8:30.54	89	9:42.25	89	10:54.17	40	12:05.59
47	1:20.48	47	2:31.91	47	3:43.75	47	4:55.54	88	6:08.10	47	7:21.57	40	8:32.56	40	9:43.07	40	10:54.17	89	12:05.96
89	1:21.84	89	2:33.92	89	3:44.92	89	4:55.75	47	6:08.48	40	7:21.63	47	8:34.37	47	9:46.58	47	10:58.51	47	12:10.60
40	1:25.01	40	2:37.46	40	3:48.52	40	4:59.56	40	6:10.47	41	7:29.07	41	8:42.31	41	9:54.93	41	11:07.01	41	12:19.51
12	1:26.47	41	2:39.14	41	3:51.33	41	5:03.61	41	6:15.97	12	7:33.98	12	8:46.36	12	9:58.15	12	11:09.99	12	12:21.62
90	1:26.47	12	2:39.97	12	3:54.84	12	5:08.25	12	6:21.43	39	7:34.33	39	8:47.30	39	9:59.68	39	11:11.87	39	12:24.03
41	1:26.62	39	2:41.30	39	3:55.00	39	5:08.46	39	6:21.69	58	7:35.75	90	8:48.99	90	10:02.78	90	11:16.69	90	12:30.97
39	1:27.52	90	2:41.94	90	3:56.42	58	5:09.57	58	6:22.08	90	7:36.03	58	8:49.35	58	10:05.35	58	11:19.05	58	12:32.30
48	1:27.52	48	2:42.53	58	3:56.64	90	5:10.15	90	6:22.60	48	7:40.23	48	8:55.06	48	10:09.63	48	11:24.40	92	12:37.22
58	1:28.19	58	2:42.60	48	3:57.98	48	5:11.45	48	6:25.52	92	7:47.11	92	9:00.24	92	10:12.74	92	11:24.81	48	12:39.66
92	1:37.91	92	2:53.10	92	4:07.02	92	5:20.61	92	6:34.11										

# Lap Chart

## Demon Tweeks / Yokohama Classic Stock Hatch Championship - Race 11

Lap 11		Lap 12		Lap 13		Lap 14		Lap 15		Lap 16		Lap 17		Lap 18		Lap 19		Lap 20	
No	Time	No	Time	No	Time	No	Time	No	Time	No	Time	No	Time	No	Time	No	Time	No	Time
8	13:12.88	8	14:23.98	8	15:35.71														
46	13:13.11	46	14:24.16	46	15:35.86														
40	13:16.88	40	14:28.01	40	15:39.15														
89	13:17.17	89	14:28.77	89	15:40.35														
47	13:22.49	41	14:44.08	41	15:55.89														
41	13:31.71	12	14:45.19	12	15:56.99														
12	13:33.49	39	14:49.14	39	16:02.03														
39	13:36.25	47	14:51.43	47	16:05.50														
90	13:45.44	58	14:59.52	58	16:12.71														
58	13:45.61	90	14:59.95	90	16:13.10														
92	13:50.07	92	15:03.17	92	16:15.85														
48	13:54.06	48	15:08.48	48	16:23.18														

# Demon Tweaks / Yokohama Classic Stock Hatch Championship

## LAP TIMES - Race 11

---

<b>8</b>	<b>Pete MORGAN</b>									
<b>Lap</b>	<b>1</b>	<b>2</b>	<b>3</b>	<b>4</b>	<b>5</b>	<b>6</b>	<b>7</b>	<b>8</b>	<b>9</b>	<b>10</b>
1	1:19.00	1:11.49	1:11.02	1:11.19	1:10.84	1:11.03	1:11.06	1:11.42	1:11.50	1:11.92
11	1:12.41	1:11.10	1:11.73							

---

<b>12</b>	<b>James HASLEHURST</b>									
<b>Lap</b>	<b>1</b>	<b>2</b>	<b>3</b>	<b>4</b>	<b>5</b>	<b>6</b>	<b>7</b>	<b>8</b>	<b>9</b>	<b>10</b>
1	1:26.47	1:13.50	1:14.87	1:13.41	1:13.18	1:12.55	1:12.38	1:11.79	1:11.84	1:11.63
11	1:11.87	1:11.70	1:11.80							

---

<b>39</b>	<b>Martin RODGERS</b>									
<b>Lap</b>	<b>1</b>	<b>2</b>	<b>3</b>	<b>4</b>	<b>5</b>	<b>6</b>	<b>7</b>	<b>8</b>	<b>9</b>	<b>10</b>
1	1:27.52	1:13.78	1:13.70	1:13.46	1:13.23	1:12.64	1:12.97	1:12.38	1:12.19	1:12.16
11	1:12.22	1:12.89	1:12.89							

---

<b>40</b>	<b>Paul THORPE</b>									
<b>Lap</b>	<b>1</b>	<b>2</b>	<b>3</b>	<b>4</b>	<b>5</b>	<b>6</b>	<b>7</b>	<b>8</b>	<b>9</b>	<b>10</b>
1	1:25.01	1:12.45	1:11.06	1:11.04	1:10.91	1:11.16	1:10.93	1:10.51	1:11.10	1:11.42
11	1:11.29	1:11.13	1:11.14							

---

<b>41</b>	<b>Jason WOOD</b>									
<b>Lap</b>	<b>1</b>	<b>2</b>	<b>3</b>	<b>4</b>	<b>5</b>	<b>6</b>	<b>7</b>	<b>8</b>	<b>9</b>	<b>10</b>
1	1:26.62	1:12.52	1:12.19	1:12.28	1:12.36	1:13.10	1:13.24	1:12.62	1:12.08	1:12.50
11	1:12.20	1:12.37	1:11.81							

---

<b>46</b>	<b>Chris DEAR</b>									
<b>Lap</b>	<b>1</b>	<b>2</b>	<b>3</b>	<b>4</b>	<b>5</b>	<b>6</b>	<b>7</b>	<b>8</b>	<b>9</b>	<b>10</b>
1	1:19.75	1:11.77	1:11.81	1:11.52	1:10.63	1:10.48	1:10.20	1:11.14	1:11.40	1:11.79
11	1:12.62	1:11.05	1:11.70							

---

<b>47</b>	<b>Robert CAMPBELL</b>									
<b>Lap</b>	<b>1</b>	<b>2</b>	<b>3</b>	<b>4</b>	<b>5</b>	<b>6</b>	<b>7</b>	<b>8</b>	<b>9</b>	<b>10</b>
1	1:20.48	1:11.43	1:11.84	1:11.79	1:12.94	1:13.09	1:12.80	1:12.21	1:11.93	1:12.09
11	1:11.89	1:28.94	1:14.07							

---

<b>48</b>	<b>Neil DUDMAN</b>									
<b>Lap</b>	<b>1</b>	<b>2</b>	<b>3</b>	<b>4</b>	<b>5</b>	<b>6</b>	<b>7</b>	<b>8</b>	<b>9</b>	<b>10</b>
1	1:27.52	1:15.01	1:15.45	1:13.47	1:14.07	1:14.71	1:14.83	1:14.57	1:14.77	1:15.26
11	1:14.40	1:14.42	1:14.70							

---

<b>58</b>	<b>Peter OSGERBY</b>									
<b>Lap</b>	<b>1</b>	<b>2</b>	<b>3</b>	<b>4</b>	<b>5</b>	<b>6</b>	<b>7</b>	<b>8</b>	<b>9</b>	<b>10</b>
1	1:28.19	1:14.41	1:14.04	1:12.93	1:12.51	1:13.67	1:13.60	1:16.00	1:13.70	1:13.25
11	1:13.31	1:13.91	1:13.19							

---

<b>88</b>	<b>Martin CAYZER</b>									
<b>Lap</b>	<b>1</b>	<b>2</b>	<b>3</b>	<b>4</b>	<b>5</b>	<b>6</b>	<b>7</b>	<b>8</b>	<b>9</b>	<b>10</b>
1	1:19.44	1:12.00	1:11.71	1:11.98	1:12.97					

---

---

**89 Richard KELSALL**

<b>Lap</b>	<b>1</b>	<b>2</b>	<b>3</b>	<b>4</b>	<b>5</b>	<b>6</b>	<b>7</b>	<b>8</b>	<b>9</b>	<b>10</b>
1	1:21.84	1:12.08	1:11.00	1:10.83	1:11.87	1:11.45	1:11.47	1:11.71	1:11.92	1:11.79
11	1:11.21	1:11.60	1:11.58							

---

**90 Finley GROOM**

<b>Lap</b>	<b>1</b>	<b>2</b>	<b>3</b>	<b>4</b>	<b>5</b>	<b>6</b>	<b>7</b>	<b>8</b>	<b>9</b>	<b>10</b>
1	1:26.47	1:15.47	1:14.48	1:13.73	1:12.45	1:13.43	1:12.96	1:13.79	1:13.91	1:14.28
11	1:14.47	1:14.51	1:13.15							

---

**92 Rick GROOM**

<b>Lap</b>	<b>1</b>	<b>2</b>	<b>3</b>	<b>4</b>	<b>5</b>	<b>6</b>	<b>7</b>	<b>8</b>	<b>9</b>	<b>10</b>
1	1:37.91	1:15.19	1:13.92	1:13.59	1:13.50	1:13.00	1:13.13	1:12.50	1:12.07	1:12.41
11	1:12.85	1:13.10	1:12.68							