

Classic Stock Hatch Championship

Qualifying 1

Pl	No	Cl	Name	Car	Laps	Time on Lap	Behind	MPH
1	2		Andrew THORPE	Citroen AX GTi	11	1:23.87	4	66.53
2	6		Edward COOPER	Vauxhall Nova GSi	10	1:24.05	8	66.39
3	80		Christopher MARTIN	Peugeot 205 GTi	10	1:24.16	4	66.30
4	1		Matt ROZIER	Peugeot 205 GTi	10	1:24.26	6	66.22
5	67		Matthew STUBINGTON	Peugeot 205 GTi	11	1:24.43	8	66.09
6	50		Benjamin LEACH	Ford Fiesta XR2i	10	1:24.58	6	65.97
7	37		Mac JESSOP	Peugeot 205 GTi	11	1:24.60	6	65.96
8	57		Martyn FOWDREY	Ford Fiesta XR2	9	1:24.67	8	65.90
9	81		Ryan CLARKE	Peugeot 205 GTi	10	1:25.00	6	65.65
10	91		Steve GROOM	Ford Fiesta XR2	11	1:25.76	9	65.07
11	44		Andrew FELLOWS	Ford Fiesta XR2	10	1:25.87	8	64.98
12	28		Daniel FILLINGHAM	Ford Fiesta XR2i	10	1:26.08	4	64.82
13	7		Derek ROZIER	Peugeot 205 GTi	10	1:26.42	6	64.57
14	26		Paul BROCK	Ford Fiesta XR2i	10	1:26.99	8	64.15
15	42		Andy HARVEYSON	Peugeot 205 GTi	10	1:27.07	9	64.09
16	90		Andrew RATH	Ford Fiesta XR2	10	1:27.69	4	63.63
17	69		Scott WOODHEAD	Peugeot 205 GTi	8	1:27.69	8	63.63
18	34		Ben WARD	Ford Fiesta XR2	10	1:28.41	6	63.12
19	92		Richard GROOM	Ford Fiesta XR2	10	1:29.00	9	62.70
20	16		Paul ROZIER	Peugeot 205 GTi	6	1:29.22	6	62.54

Not-Seen

55	Marcus WARD	Ford Fiesta XR2i
8	Stewart PLACE	Peugeot 205 GTi

Weather / Track: Overcast / Damp

Start Time : 09:01

Anglesey Coastal

16 Jul 16 09:19

Clerk of Course :	Time Issued :	Chief Timekeeper : Terry Stevens
-------------------	---------------	----------------------------------

THESE RESULTS REMAIN PROVISIONAL FOR A MINIMUM OF 30 MINUTES FROM THE TIME OF ISSUE AND UNTIL ALL JUDICIAL AND TECHNICAL MATTERS HAVE BEEN SETTLED.

Demon Tweaks / Yokohama Classic Stock Hatch Championship

LAP TIMES - Qualifying 1

1	Matt ROZIER										
	Lap	1	2	3	4	5	6	7	8	9	10
	1	1:33.27	1:25.21	1:27.18	1:24.64	1:24.80	1:24.26	1:25.65	1:24.57	1:24.45	1:25.22
2	Andrew THORPE										
	Lap	1	2	3	4	5	6	7	8	9	10
	1	1:28.98	1:25.27	1:24.89	1:23.87	1:23.99	1:24.34	1:24.47	1:24.47	1:24.38	1:24.19
	11	1:24.59									
6	Edward COOPER										
	Lap	1	2	3	4	5	6	7	8	9	10
	1	1:32.09	1:26.16	1:26.00	1:25.39	1:25.46	1:24.63	1:24.57	1:24.05	1:24.22	1:24.18
7	Derek ROZIER										
	Lap	1	2	3	4	5	6	7	8	9	10
	1	1:34.40	1:27.10	1:26.66	1:26.89	1:27.00	1:26.42	1:27.80	1:26.79	1:27.02	1:28.06
16	Paul ROZIER										
	Lap	1	2	3	4	5	6	7	8	9	10
	1	1:36.35	1:30.93	1:30.70	1:29.78	1:29.31	1:29.22				
26	Paul BROCK										
	Lap	1	2	3	4	5	6	7	8	9	10
	1	1:37.06	1:30.71	1:29.33	1:27.63	1:27.54	1:27.04	1:29.13	1:26.99	1:27.68	1:28.53
28	Daniel FILLINGHAM										
	Lap	1	2	3	4	5	6	7	8	9	10
	1	1:38.02	1:30.52	1:26.97	1:26.08	1:26.36	1:26.28	1:27.41	1:26.30	1:28.82	1:29.54
34	Ben WARD										
	Lap	1	2	3	4	5	6	7	8	9	10
	1	1:42.69	1:33.47	1:30.84	1:31.06	1:29.70	1:28.41	1:29.78	1:28.54	1:28.69	1:30.30
37	Mac JESSOP										
	Lap	1	2	3	4	5	6	7	8	9	10
	1	1:37.19	1:27.78	1:27.17	1:26.57	1:25.65	1:24.60	1:26.95	1:25.06	1:25.12	1:25.16
	11	1:25.22									
42	Andy HARVEYSON										
	Lap	1	2	3	4	5	6	7	8	9	10
	1	1:37.74	1:29.76	1:28.79	1:27.72	1:27.66	1:27.51	1:28.14	1:27.21	1:27.07	1:28.46
44	Andrew FELLOWS										
	Lap	1	2	3	4	5	6	7	8	9	10
	1	1:33.26	1:28.27	1:25.93	1:27.61	1:26.38	1:26.33	1:27.11	1:25.87	1:26.37	1:29.03
50	Benjamin LEACH										
	Lap	1	2	3	4	5	6	7	8	9	10
	1	1:32.80	1:26.12	1:26.10	1:25.69	1:24.86	1:24.58	1:24.78	1:24.86	1:27.01	1:24.81

57 Martyn FOWDREY

Lap	1	2	3	4	5	6	7	8	9	10
1	1:31.42	1:26.56	1:25.70	1:25.40	1:25.13	1:25.41	1:25.45	1:24.67	1:33.83	

67 Matthew STUBINGTON

Lap	1	2	3	4	5	6	7	8	9	10
1	1:34.29	1:27.05	1:25.03	1:24.86	1:24.63	1:24.84	1:24.97	1:24.43	1:24.52	1:24.60
11	1:25.02									

69 Scott WOODHEAD

Lap	1	2	3	4	5	6	7	8	9	10
1	1:37.53	1:31.71	1:30.70	1:27.92	1:31.53	1:35.86	3:59.09	1:27.69		

80 Christopher MARTIN

Lap	1	2	3	4	5	6	7	8	9	10
1	2:08.19	1:27.09	1:25.15	1:24.16	1:25.07	1:24.81	1:25.45	1:26.71	1:25.83	1:26.39

81 Ryan CLARKE

Lap	1	2	3	4	5	6	7	8	9	10
1	1:41.17	1:30.47	1:27.90	1:25.73	1:25.86	1:25.00	1:47.75	1:26.43	1:26.03	1:27.51

90 Andrew RATH


Lap	1	2	3	4	5	6	7	8	9	10
1	1:36.71	1:29.47	1:28.89	1:27.69	1:28.14	1:28.14	1:28.14	1:28.21	1:27.91	1:29.13

91 Steve GROOM


Lap	1	2	3	4	5	6	7	8	9	10
1	1:35.13	1:28.01	1:28.41	1:26.90	1:26.36	1:26.10	1:25.80	1:25.91	1:25.76	1:26.33
11	1:27.90									

92 Richard GROOM

Lap	1	2	3	4	5	6	7	8	9	10
1	1:41.40	1:35.35	1:34.44	1:33.22	1:33.63	1:31.07	1:30.15	1:32.64	1:29.00	1:29.70



RACE GRID




Demon Tweeks / Yokohama Classic Stock Hatch Championship

Race 2

ROW 10	16 01:29.220 Paul ROZIER	92 01:29.000 Richard GROOM
ROW 9	34 01:28.410 Ben WARD	69 01:27.690 Scott WOODHEAD
ROW 8	90 01:27.690 Andrew RATH	42 01:27.070 Andy HARVEYSON
ROW 7	26 01:26.990 Paul BROCK	44 01:25.870 Andrew FELLOWS
ROW 6	7 01:26.420 Derek ROZIER	28 01:26.080 Daniel FILLINGHAM
ROW 5	91 01:25.760 Steve GROOM	81 01:25.000 Ryan CLARKE
ROW 4	57 01:24.670 Martyn FOWDREY	37 01:24.600 Mac JESSOP
ROW 3	50 01:24.580 Benjamin LEACH	67 01:24.430 Matthew STUBINGTON
ROW 2	1 01:24.260 Matt ROZIER	80 01:24.160 Christopher MARTIN
ROW 1	6 01:24.050 Edward COOPER	2 01:23.870 Andrew THORPE

POLE



No 44 - 2 position grid penalty from previous race

Classic Stock Hatch Championship

Provisional Results - Race 2

Pl	No	Cl	Name	Car	Laps	Time	Behind	MPH	Best Lap on	MPH
1	1		Matt ROZIER	Peugeot 205 GTi	10	15:28.29		60.11	1:31.45	7 61.02
2	2		Andrew THORPE	Citroen AX GTi	10	15:31.34	3.05	59.91	1:31.48	7 61.00
3	6		Edward COOPER	Vauxhall Nova GSi	10	15:42.85	14.56	59.18	1:33.02	8 59.99
4	67		Matthew STUBINGTON	Peugeot 205 GTi	10	15:47.08	18.79	58.92	1:32.81	6 60.12
5	80		Christopher MARTIN	Peugeot 205 GTi	10	15:49.88	21.59	58.74	1:33.21	8 59.86
6	37		Mac JESSOP	Peugeot 205 GTi	10	16:06.62	38.33	57.73	1:34.64	8 58.96
7	81		Ryan CLARKE	Peugeot 205 GTi	10	16:17.50	49.21	57.08	1:34.54	10 59.02
8	91		Steve GROOM	Ford Fiesta XR2	10	16:18.48	50.19	57.03	1:34.93	10 58.78
9	90		Andrew RATH	Ford Fiesta XR2	10	16:19.67	51.38	56.96	1:35.06	10 58.70
10	42		Andy HARVEYSON	Peugeot 205 GTi	10	16:20.16	51.87	56.93	1:35.01	10 58.73
11	69		Scott WOODHEAD	Peugeot 205 GTi	10	16:20.81	52.52	56.89	1:34.55	10 59.02
12	28		Daniel FILLINGHAM	Ford Fiesta XR2i	10	16:22.14	53.85	56.81	1:35.28	10 58.56
13	44		Andrew FELLOWS	Ford Fiesta XR2	10	16:22.48	54.19	56.80	1:34.66	4 58.95
14	34		Ben WARD	Ford Fiesta XR2	10	16:36.16	1:07.87	56.02	1:35.43	9 58.47
15	16		Paul ROZIER	Peugeot 205 GTi	10	16:46.56	1:18.27	55.44	1:38.07	8 56.90
16	7		Derek ROZIER	Peugeot 205 GTi	9	15:35.23	1 Lap	53.70	1:36.79	9 57.65
<u>Not-Classified</u>										
	26		Paul BROCK	Ford Fiesta XR2i	5	8:23.59	DNF	55.40	1:35.70	5 58.31
	57		Martyn FOWDREY	Ford Fiesta XR2	1	1:42.32	DNF	54.53	1:42.32	1 54.53
	50		Benjamin LEACH	Ford Fiesta XR2i	1	2:31.23	DNF	36.90	2:31.23	1 36.90
<u>Non-Starters</u>										
	92		Richard GROOM	Ford Fiesta XR2						
<u>Fastest Lap</u>										
	1		Matt ROZIER	Peugeot 205 GTi					1:31.45	7 61.02

Weather / Track: Rain / Wet

Start Time : 12:04

Anglesey Coastal

16 Jul 16 12:22

Clerk of Course :	Time Issued :	Chief Timekeeper : Terry Stevens
-------------------	---------------	----------------------------------

THESE RESULTS REMAIN PROVISIONAL FOR A MINIMUM OF 30 MINUTES FROM THE TIME OF ISSUE AND UNTIL ALL JUDICIAL AND TECHNICAL MATTERS HAVE BEEN SETTLED.

Lap Chart

Demon Tweeks / Yokohama Classic Stock Hatch Championship - Race 2

Lap 1		Lap 2		Lap 3		Lap 4		Lap 5		Lap 6		Lap 7		Lap 8		Lap 9		Lap 10	
No	Time	No	Time	No	Time	No	Time	No	Time	No	Time	No	Time	No	Time	No	Time	No	Time
1	1:37.82	1	3:11.45	1	4:44.63	1	6:17.13	1	7:49.22	1	9:21.42	1	10:52.87	1	12:24.66	1	13:56.50	1	15:28.29
6	1:40.12	6	3:14.25	2	4:46.84	2	6:18.79	2	7:51.25	2	9:23.19	2	10:54.67	2	12:26.61	7	13:58.44 *1	2	15:31.34
2	1:40.75	2	3:14.54	6	4:48.71	6	6:22.68	6	7:56.13	6	9:29.45	6	11:02.87	6	12:35.89	2	13:58.65	7	15:35.23 *1
80	1:41.31	67	3:16.78	67	4:50.75	67	6:25.31	67	7:59.29	67	9:32.10	67	11:07.50	67	12:40.46	6	14:09.44	6	15:42.85
67	1:41.87	80	3:18.00	80	4:53.38	80	6:27.59	80	8:01.30	80	9:34.92	80	11:08.14	80	12:41.35	67	14:13.35	67	15:47.08
57	1:42.32	37	3:21.63	37	4:58.38	37	6:34.99	37	8:10.12	37	9:45.04	37	11:20.54	37	12:55.18	80	14:14.87	80	15:49.88
7	1:44.06	28	3:22.15	28	5:00.20	28	6:39.30	28	8:15.28	91	9:53.39	91	11:31.03	91	13:07.04	37	14:30.86	37	16:06.62
37	1:44.93	44	3:22.93	91	5:01.93	91	6:39.59	91	8:16.18	90	9:54.43	90	11:31.73	81	13:07.97	81	14:42.96	81	16:17.50
28	1:45.37	91	3:23.79	90	5:03.15	90	6:40.11	90	8:16.87	42	9:55.39	81	11:32.96	90	13:08.81	91	14:43.55	91	16:18.48
44	1:46.04	90	3:25.71	42	5:04.56	42	6:41.20	42	8:17.38	81	9:56.69	42	11:33.35	42	13:09.44	90	14:44.61	90	16:19.67
91	1:46.92	42	3:26.63	69	5:05.37	69	6:42.44	69	8:18.30	28	9:57.42	28	11:33.96	28	13:10.21	42	14:45.15	42	16:20.16
42	1:47.68	69	3:27.56	81	5:07.28	81	6:43.40	81	8:19.60	69	9:59.21	69	11:34.42	69	13:10.70	69	14:46.26	69	16:20.81
90	1:48.34	81	3:29.06	44	5:09.66	44	6:44.32	44	8:20.10	44	10:01.19	44	11:35.90	44	13:11.47	28	14:46.86	28	16:22.14
26	1:48.75	26	3:32.02	26	5:10.36	26	6:47.89	26	8:23.59	16	10:12.32	34	11:49.22	34	13:25.21	44	14:47.07	44	16:22.48
69	1:49.15	16	3:33.21	16	5:14.20	16	6:53.66	16	8:32.36	34	10:12.47	16	11:50.80	16	13:28.87	34	15:00.64	34	16:36.16
81	1:50.44	34	3:35.76	34	5:15.64	34	6:55.32	34	8:33.44	7	10:44.36	7	12:21.26			16	15:07.26	16	16:46.56
16	1:51.59	7	3:49.03	7	5:27.24	7	7:04.08	7	9:07.26										
34	1:53.43																		
50	2:31.23																		

Demon Tweeks / Yokohama Classic Stock Hatch Championship

LAP TIMES - Race 2

1	Matt ROZIER										
	Lap	1	2	3	4	5	6	7	8	9	10
	1	1:37.82	1:33.63	1:33.18	1:32.50	1:32.09	1:32.20	1:31.45	1:31.79	1:31.84	1:31.79
2	Andrew THORPE										
	Lap	1	2	3	4	5	6	7	8	9	10
	1	1:40.75	1:33.79	1:32.30	1:31.95	1:32.46	1:31.94	1:31.48	1:31.94	1:32.04	1:32.69
6	Edward COOPER										
	Lap	1	2	3	4	5	6	7	8	9	10
	1	1:40.12	1:34.13	1:34.46	1:33.97	1:33.45	1:33.32	1:33.42	1:33.02	1:33.55	1:33.41
7	Derek ROZIER										
	Lap	1	2	3	4	5	6	7	8	9	10
	1	1:44.06	2:04.97	1:38.21	1:36.84	2:03.18	1:37.10	1:36.90	1:37.18	1:36.79	
16	Paul ROZIER										
	Lap	1	2	3	4	5	6	7	8	9	10
	1	1:51.59	1:41.62	1:40.99	1:39.46	1:38.70	1:39.96	1:38.48	1:38.07	1:38.39	1:39.30
26	Paul BROCK										
	Lap	1	2	3	4	5	6	7	8	9	10
	1	1:48.75	1:43.27	1:38.34	1:37.53	1:35.70					
28	Daniel FILLINGHAM										
	Lap	1	2	3	4	5	6	7	8	9	10
	1	1:45.37	1:36.78	1:38.05	1:39.10	1:35.98	1:42.14	1:36.54	1:36.25	1:36.65	1:35.28
34	Ben WARD										
	Lap	1	2	3	4	5	6	7	8	9	10
	1	1:53.43	1:42.33	1:39.88	1:39.68	1:38.12	1:39.03	1:36.75	1:35.99	1:35.43	1:35.52
37	Mac JESSOP										
	Lap	1	2	3	4	5	6	7	8	9	10
	1	1:44.93	1:36.70	1:36.75	1:36.61	1:35.13	1:34.92	1:35.50	1:34.64	1:35.68	1:35.76
42	Andy HARVEYSON										
	Lap	1	2	3	4	5	6	7	8	9	10
	1	1:47.68	1:38.95	1:37.93	1:36.64	1:36.18	1:38.01	1:37.96	1:36.09	1:35.71	1:35.01
44	Andrew FELLOWS										
	Lap	1	2	3	4	5	6	7	8	9	10
	1	1:46.04	1:36.89	1:46.73	1:34.66	1:35.78	1:41.09	1:34.71	1:35.57	1:35.60	1:35.41
50	Benjamin LEACH										
	Lap	1	2	3	4	5	6	7	8	9	10
	1	2:31.23									
57	Martyn FOWDREY										
	Lap	1	2	3	4	5	6	7	8	9	10
	1	1:42.32									

67 Matthew STUBINGTON

Lap	1	2	3	4	5	6	7	8	9	10
1	1:41.87	1:34.91	1:33.97	1:34.56	1:33.98	1:32.81	1:35.40	1:32.96	1:32.89	1:33.73

69 Scott WOODHEAD

Lap	1	2	3	4	5	6	7	8	9	10
1	1:49.15	1:38.41	1:37.81	1:37.07	1:35.86	1:40.91	1:35.21	1:36.28	1:35.56	1:34.55

80 Christopher MARTIN

Lap	1	2	3	4	5	6	7	8	9	10
1	1:41.31	1:36.69	1:35.38	1:34.21	1:33.71	1:33.62	1:33.22	1:33.21	1:33.52	1:35.01

81 Ryan CLARKE

Lap	1	2	3	4	5	6	7	8	9	10
1	1:50.44	1:38.62	1:38.22	1:36.12	1:36.20	1:37.09	1:36.27	1:35.01	1:34.99	1:34.54

90 Andrew RATH

Lap	1	2	3	4	5	6	7	8	9	10
1	1:48.34	1:37.37	1:37.44	1:36.96	1:36.76	1:37.56	1:37.30	1:37.08	1:35.80	1:35.06

91 Steve GROOM

Lap	1	2	3	4	5	6	7	8	9	10
1	1:46.92	1:36.87	1:38.14	1:37.66	1:36.59	1:37.21	1:37.64	1:36.01	1:36.51	1:34.93

Classic Stock Hatch Championship

Qualifying 1

2nd Best Times

Pl	No	Cl	Name	Car	Laps	2nd Best on Lap
1	2		Andrew THORPE	Citroen AX GTi	11	1:23.99 5
2	6		Edward COOPER	Vauxhall Nova GSi	10	1:24.18 10
3	1		Matt ROZIER	Peugeot 205 GTi	10	1:24.45 9
4	67		Matthew STUBINGTON	Peugeot 205 GTi	11	1:24.52 9
5	50		Benjamin LEACH	Ford Fiesta XR2i	10	1:24.78 7
6	80		Christopher MARTIN	Peugeot 205 GTi	10	1:24.81 6
7	37		Mac JESSOP	Peugeot 205 GTi	11	1:25.06 8
8	57		Martyn FOWDREY	Ford Fiesta XR2	9	1:25.13 5
9	81		Ryan CLARKE	Peugeot 205 GTi	10	1:25.73 4
10	91		Steve GROOM	Ford Fiesta XR2	11	1:25.80 7
11	44		Andrew FELLOWS	Ford Fiesta XR2	10	1:25.93 3
12	28		Daniel FILLINGHAM	Ford Fiesta XR2i	10	1:26.28 6
13	7		Derek ROZIER	Peugeot 205 GTi	10	1:26.66 3
14	26		Paul BROCK	Ford Fiesta XR2i	10	1:27.04 6
15	42		Andy HARVEYSON	Peugeot 205 GTi	10	1:27.21 8
16	90		Andrew RATH	Ford Fiesta XR2	10	1:27.91 9
17	69		Scott WOODHEAD	Peugeot 205 GTi	8	1:27.92 4
18	34		Ben WARD	Ford Fiesta XR2	10	1:28.54 8
19	16		Paul ROZIER	Peugeot 205 GTi	6	1:29.31 5
20	92		Richard GROOM	Ford Fiesta XR2	10	1:29.70 10
Not-Seen						
	55		Marcus WARD	Ford Fiesta XR2i		
	8		Stewart PLACE	Peugeot 205 GTi		

Weather / Track: Overcast / Damp

Start Time : 09:01


Anglesey Coastal

16 Jul 16 09:23


Clerk of Course :	Time Issued :	Chief Timekeeper : Terry Stevens
-------------------	---------------	----------------------------------

THESE RESULTS REMAIN PROVISIONAL FOR A MINIMUM OF 30 MINUTES FROM THE TIME OF ISSUE AND UNTIL ALL JUDICIAL AND TECHNICAL MATTERS HAVE BEEN SETTLED.

Results produced on HS Sports Timing and Results Systems. Results online at www.750MC.co.uk



RACE GRID



Demon Tweeks / Yokohama Classic Stock Hatch Championship

Race 12

ROW 10	92 01:29.700 Richard GROOM	16 01:29.310 Paul ROZIER
ROW 9	34 01:28.540 Ben WARD	69 01:27.920 Scott WOODHEAD
ROW 8	90 01:27.910 Andrew RATH	42 01:27.210 Andy HARVEYSON
ROW 7	26 01:27.040 Paul BROCK	7 01:26.660 Derek ROZIER
ROW 6	28 01:26.280 Daniel FILLINGHAM	44 01:25.930 Andrew FELLOWS
ROW 5	91 01:25.800 Steve GROOM	81 01:25.730 Ryan CLARKE
ROW 4	57 01:25.130 Martyn FOWDREY	37 01:25.060 Mac JESSOP
ROW 3	80 01:24.810 Christopher MARTIN	50 01:24.780 Benjamin LEACH
ROW 2	67 01:24.520 Matthew STUBINGTON	1 01:24.450 Matt ROZIER
ROW 1	6 01:24.180 Edward COOPER	2 01:23.990 Andrew THORPE

POLE

Classic Stock Hatch Championship

Provisional Results - Race 12

Pl	No	Cl	Name	Car	Laps	Time	Behind	MPH	Best Lap on	MPH
1	2		Andrew THORPE	Citroen AX GTi	11	15:31.48		65.90	1:23.79	3 66.60
2	6		Edward COOPER	Vauxhall Nova GSi	11	15:33.98	2.50	65.72	1:23.93	8 66.48
3	67		Matthew STUBINGTON	Peugeot 205 GTi	11	15:35.63	4.15	65.60	1:23.79	10 66.60
4	1		Matt ROZIER	Peugeot 205 GTi	11	15:40.54	9.06	65.26	1:24.30	2 66.19
5	57		Martyn FOWDREY	Ford Fiesta XR2	11	15:46.20	14.72	64.87	1:24.90	8 65.72
6	80		Christopher MARTIN	Peugeot 205 GTi	11	15:49.74	18.26	64.63	1:25.11	9 65.56
7	28		Daniel FILLINGHAM	Ford Fiesta XR2i	11	15:51.61	20.13	64.50	1:25.21	9 65.49
8	44		Andrew FELLOWS	Ford Fiesta XR2	11	15:52.37	20.89	64.45	1:25.05	9 65.61
9	37		Mac JESSOP	Peugeot 205 GTi	11	15:52.81	21.33	64.42	1:24.44	9 66.08
10	81		Ryan CLARKE	Peugeot 205 GTi	11	15:54.39	22.91	64.31	1:25.08	4 65.59
11	90		Andrew RATH	Ford Fiesta XR2	11	16:05.37	33.89	63.58	1:26.38	4 64.60
12	69		Scott WOODHEAD	Peugeot 205 GTi	11	16:07.38	35.90	63.45	1:26.22	9 64.72
13	16		Paul ROZIER	Peugeot 205 GTi	11	16:09.31	37.83	63.32	1:26.73	6 64.34
14	42		Andy HARVEYSON	Peugeot 205 GTi	11	16:11.71	40.23	63.17	1:26.85	4 64.25
15	34		Ben WARD	Ford Fiesta XR2	11	16:21.01	49.53	62.57	1:27.12	5 64.05
16	92		Richard GROOM	Ford Fiesta XR2	11	16:23.56	52.08	62.41	1:27.36	6 63.87
Not-Classified										
	91		Steve GROOM	Ford Fiesta XR2	10	14:35.95	DNF	63.70	1:25.85	4 65.00
	7		Derek ROZIER	Peugeot 205 GTi	2	3:12.36	DNF	58.02	1:31.08	2 61.26
	50		Benjamin LEACH	Ford Fiesta XR2i	1	2:44.62	DNF	33.90	2:44.62	1 33.90
Non-Starters										
	26		Paul BROCK	Ford Fiesta XR2i						
Fastest Lap										
	67		Matthew STUBINGTON	Peugeot 205 GTi					1:23.79	10 66.60
	2		Andrew THORPE	Citroen AX GTi					1:23.79	3 66.60

Weather / Track: Cloudy / Dry

Start Time : 10:46

Anglesey Coastal

17 Jul 16 11:04

Clerk of Course :	Time Issued :	Chief Timekeeper : Terry Stevens
-------------------	---------------	----------------------------------

THESE RESULTS REMAIN PROVISIONAL FOR A MINIMUM OF 30 MINUTES FROM THE TIME OF ISSUE AND UNTIL ALL JUDICIAL AND TECHNICAL MATTERS HAVE BEEN SETTLED.

Lap Chart

Demon Tweeks / Yokohama Classic Stock Hatch Championship - Race 12

Lap 1		Lap 2		Lap 3		Lap 4		Lap 5		Lap 6		Lap 7		Lap 8		Lap 9		Lap 10	
No	Time	No	Time	No	Time	No	Time	No	Time	No	Time	No	Time	No	Time	No	Time	No	Time
2	1:28.24	2	2:52.33	2	4:16.12	2	5:40.02	2	7:03.93	2	8:28.09	2	9:52.50	2	11:16.93	2	12:41.59	2	14:06.16
1	1:29.91	1	2:54.21	1	4:18.65	1	5:43.99	6	7:08.58	6	8:32.77	6	9:57.18	6	11:21.11	6	12:45.57	6	14:09.96
67	1:30.51	6	2:54.90	6	4:18.96	6	5:44.31	67	7:09.84	67	8:33.68	67	9:58.69	67	11:23.55	67	12:47.84	67	14:11.63
6	1:30.71	67	2:55.70	67	4:20.12	67	5:44.70	1	7:10.67	1	8:35.26	1	10:00.31	1	11:25.54	1	12:50.48	1	14:15.33
80	1:31.91	80	2:57.50	80	4:23.61	80	5:49.22	57	7:16.04	57	8:41.22	57	10:06.17	57	11:31.07	57	12:55.97	57	14:20.92
57	1:32.22	57	2:57.81	57	4:23.81	57	5:49.43	80	7:16.73	80	8:42.37	80	10:07.85	80	11:33.36	80	12:58.47	80	14:24.17
81	1:33.97	28	3:00.57	28	4:25.97	28	5:51.39	28	7:17.13	28	8:43.19	28	10:08.94	28	11:35.09	28	13:00.30	28	14:26.04
28	1:34.36	81	3:01.05	81	4:27.20	81	5:52.28	81	7:17.50	81	8:43.69	44	10:10.41	44	11:35.87	44	13:00.92	44	14:26.58
37	1:34.82	44	3:01.67	37	4:27.49	37	5:52.78	37	7:17.95	37	8:44.04	81	10:10.90	81	11:37.28	37	13:02.06	37	14:27.10
91	1:35.48	37	3:02.13	44	4:28.00	44	5:53.17	44	7:18.34	44	8:44.58	37	10:12.67	37	11:37.62	81	13:03.28	81	14:28.94
44	1:35.72	91	3:02.60	91	4:28.81	91	5:54.66	91	7:22.08	91	8:48.59	91	10:15.86	91	11:42.71	91	13:09.19	91	14:35.95
90	1:36.18	90	3:03.12	90	4:30.44	90	5:56.82	90	7:23.76	90	8:50.89	90	10:17.70	90	11:44.42	90	13:11.30	90	14:37.95
69	1:37.07	69	3:03.95	69	4:30.78	16	5:58.52	16	7:26.27	16	8:53.00	16	10:20.28	16	11:47.32	69	13:13.67	69	14:40.36
16	1:37.61	16	3:04.52	16	4:31.49	42	5:59.07	69	7:27.14	69	8:53.92	69	10:21.18	69	11:47.45	16	13:14.92	16	14:41.92
42	1:38.05	42	3:05.12	42	4:32.22	69	6:00.02	42	7:27.62	42	8:54.94	42	10:22.24	42	11:49.15	42	13:16.57	42	14:43.82
92	1:38.89	92	3:07.72	92	4:36.98	92	6:06.09	34	7:34.01	34	9:01.49	34	10:28.90	34	11:57.00	34	13:24.79	34	14:52.45
34	1:40.97	34	3:10.13	34	4:38.47	34	6:06.89	92	7:35.07	92	9:02.43	92	10:30.95	92	11:59.31	92	13:27.59	92	14:55.43
7	1:41.28	7	3:12.36																
50	2:44.62																		

Lap Chart

Demon Tweeks / Yokohama Classic Stock Hatch Championship - Race 12

Lap 11		Lap 12		Lap 13		Lap 14		Lap 15		Lap 16		Lap 17		Lap 18		Lap 19		Lap 20	
No	Time	No	Time	No	Time	No	Time	No	Time	No	Time	No	Time	No	Time	No	Time	No	Time
2	15:31.48																		
6	15:33.98																		
67	15:35.63																		
1	15:40.54																		
57	15:46.20																		
80	15:49.74																		
28	15:51.61																		
44	15:52.37																		
37	15:52.81																		
81	15:54.39																		
90	16:05.37																		
69	16:07.38																		
16	16:09.31																		
42	16:11.71																		
34	16:21.01																		
92	16:23.56																		

Demon Tweeks / Yokohama Classic Stock Hatch Championship

LAP TIMES - Race 12

1	Matt ROZIER										
Lap	1	2	3	4	5	6	7	8	9	10	
1	1:29.91	1:24.30	1:24.44	1:25.34	1:26.68	1:24.59	1:25.05	1:25.23	1:24.94	1:24.85	
11	1:25.21										

2	Andrew THORPE										
Lap	1	2	3	4	5	6	7	8	9	10	
1	1:28.24	1:24.09	1:23.79	1:23.90	1:23.91	1:24.16	1:24.41	1:24.43	1:24.66	1:24.57	
11	1:25.32										

6	Edward COOPER										
Lap	1	2	3	4	5	6	7	8	9	10	
1	1:30.71	1:24.19	1:24.06	1:25.35	1:24.27	1:24.19	1:24.41	1:23.93	1:24.46	1:24.39	
11	1:24.02										

7	Derek ROZIER										
Lap	1	2	3	4	5	6	7	8	9	10	
1	1:41.28	1:31.08									

16	Paul ROZIER										
Lap	1	2	3	4	5	6	7	8	9	10	
1	1:37.61	1:26.91	1:26.97	1:27.03	1:27.75	1:26.73	1:27.28	1:27.04	1:27.60	1:27.00	
11	1:27.39										

28	Daniel FILLINGHAM										
Lap	1	2	3	4	5	6	7	8	9	10	
1	1:34.36	1:26.21	1:25.40	1:25.42	1:25.74	1:26.06	1:25.75	1:26.15	1:25.21	1:25.74	
11	1:25.57										

34	Ben WARD										
Lap	1	2	3	4	5	6	7	8	9	10	
1	1:40.97	1:29.16	1:28.34	1:28.42	1:27.12	1:27.48	1:27.41	1:28.10	1:27.79	1:27.66	
11	1:28.56										

37	Mac JESSOP										
Lap	1	2	3	4	5	6	7	8	9	10	
1	1:34.82	1:27.31	1:25.36	1:25.29	1:25.17	1:26.09	1:28.63	1:24.95	1:24.44	1:25.04	
11	1:25.71										

42	Andy HARVEYSON										
Lap	1	2	3	4	5	6	7	8	9	10	
1	1:38.05	1:27.07	1:27.10	1:26.85	1:28.55	1:27.32	1:27.30	1:26.91	1:27.42	1:27.25	
11	1:27.89										

44	Andrew FELLOWS										
Lap	1	2	3	4	5	6	7	8	9	10	
1	1:35.72	1:25.95	1:26.33	1:25.17	1:25.17	1:26.24	1:25.83	1:25.46	1:25.05	1:25.66	
11	1:25.79										

50 Benjamin LEACH

Lap	1	2	3	4	5	6	7	8	9	10
1	2:44.62									

57 Martyn FOWDREY

Lap	1	2	3	4	5	6	7	8	9	10
1	1:32.22	1:25.59	1:26.00	1:25.62	1:26.61	1:25.18	1:24.95	1:24.90	1:24.90	1:24.95
11	1:25.28									

67 Matthew STUBINGTON

Lap	1	2	3	4	5	6	7	8	9	10
1	1:30.51	1:25.19	1:24.42	1:24.58	1:25.14	1:23.84	1:25.01	1:24.86	1:24.29	1:23.79
11	1:24.00									

69 Scott WOODHEAD

Lap	1	2	3	4	5	6	7	8	9	10
1	1:37.07	1:26.88	1:26.83	1:29.24	1:27.12	1:26.78	1:27.26	1:26.27	1:26.22	1:26.69
11	1:27.02									

80 Christopher MARTIN

Lap	1	2	3	4	5	6	7	8	9	10
1	1:31.91	1:25.59	1:26.11	1:25.61	1:27.51	1:25.64	1:25.48	1:25.51	1:25.11	1:25.70
11	1:25.57									

81 Ryan CLARKE

Lap	1	2	3	4	5	6	7	8	9	10
1	1:33.97	1:27.08	1:26.15	1:25.08	1:25.22	1:26.19	1:27.21	1:26.38	1:26.00	1:25.66
11	1:25.45									

90 Andrew RATH

Lap	1	2	3	4	5	6	7	8	9	10
1	1:36.18	1:26.94	1:27.32	1:26.38	1:26.94	1:27.13	1:26.81	1:26.72	1:26.88	1:26.65
11	1:27.42									

91 Steve GROOM

Lap	1	2	3	4	5	6	7	8	9	10
1	1:35.48	1:27.12	1:26.21	1:25.85	1:27.42	1:26.51	1:27.27	1:26.85	1:26.48	1:26.76

92 Richard GROOM

Lap	1	2	3	4	5	6	7	8	9	10
1	1:38.89	1:28.83	1:29.26	1:29.11	1:28.98	1:27.36	1:28.52	1:28.36	1:28.28	1:27.84
11	1:28.13									