



demon tweeks



YOKOHAMA

Qualifying 3

Pl	No	Cl	Name	Car	Laps	Time on Lap	Behind	MPH	
1	1		Pip HAMMOND	Vauxhall Nova GTE	8	1:46.78	3	73.73	
2	67		Matthew STUBINGTON	Peugeot 205 GTi	8	1:47.88	5	1.10	72.98
3	46		Chris DEAR	Peugeot 205 GTi	8	1:48.00	8	1.22	72.90
4	2		Ryan MORGAN	Ford Fiesta XR2	8	1:48.03	8	1.25	72.88
5	72		Lee SCOTT	Ford Fiesta XR2i	8	1:48.08	6	1.30	72.85
6	4		Edward COOPER	Vauxhall Nova GSi	8	1:48.38	8	1.60	72.64
7	53		Pete MORGAN	Ford Fiesta XR2	8	1:48.55	7	1.77	72.53
8	39		Martin RODGERS	Peugeot 205 GTi	8	1:48.86	6	2.08	72.32
9	12		James HASLEHURST	Peugeot 205 GTi	8	1:49.04	7	2.26	72.20
10	6		Andy PHILPOTTS	Ford Fiesta XR2i	8	1:49.29	7	2.51	72.04
11	87		Stewart PLACE	Peugeot 205 GTi	8	1:49.49	6	2.71	71.91
12	41		Jason WOOD	Vauxhall Nova GTE	8	1:49.54	7	2.76	71.88
13	93		Ben BATEMAN/NO TRANSPONDER	Vauxhall Nova GTe	7	1:50.10	4	3.32	71.51
14	73		Jason WATKINSON	Peugeot 106 XSi	8	1:50.12	8	3.34	71.50
15	60		Gary COBOURN	Ford Fiesta XR2	8	1:50.23	8	3.45	71.43
16	5		Terry ROUGHTON	Citroen AX GTi	8	1:50.31	8	3.53	71.37
17	88		Martin CAYZER	Ford Fiesta XR2i	8	1:50.37	6	3.59	71.33
18	89		Richard KELSALL	Ford Fiesta XR2i	8	1:50.44	8	3.66	71.29
19	18		Darren BASSINGTHWAIGHTE	Peugeot 205 GTi	8	1:50.88	8	4.10	71.01
20	58		Peter OSGERBY	Vauxhall Nova GTE	8	1:51.09	6	4.31	70.87
21	92		Rick GROOM	Ford Fiesta XR2	8	1:51.54	7	4.76	70.59
22	26		Paul BROCK	Ford Fiesta XR2i	8	1:52.72	7	5.94	69.85
23	24		James HANCOCK	Peugeot 205GTi	6	1:53.25	4	6.47	69.52
24	91		Steve GROOM	Ford Fiesta XR2	7	1:57.77	3	10.99	66.85
25	62		Alan DULY	Ford Fiesta XR2i	7	2:01.92	5	15.14	64.58

Exclusions

19	David PICKUP/Richard WADLOW-SMITH / Karl BROWN	BMW E87 116i	Qualified for race 6
25	Ben SEYBOLD/Max PALMER / Mike PATTEN	BMW E87 116i	Qualified for race 6
41	Antonio ALMEIDA SOUZA/Aser MURIAS CLOSAS / Julian KINGSTON-SMITH	BMW E87 116i	Qualified for race 6
42	Liam BRESITZ/George TAYLOR / Jonathan WEBSTER	BMW E87 116i	Qualified for race 6
43	Edoardo FREDIANI/David WEINBERG	BMW E87 116i	Qualified for race 6

Weather / Track: Cloudy / Dry

Start Time : 09:54

Cadwell Park

31 Jul 21 10:16

Clerk of Course :	Time Issued :	Chief Timekeeper : Terry Stevens
-------------------	---------------	----------------------------------

THESE RESULTS REMAIN PROVISIONAL FOR A MINIMUM OF 30 MINUTES FROM THE TIME OF ISSUE AND UNTIL ALL JUDICIAL AND TECHNICAL MATTERS HAVE BEEN SETTLED.



Demon Tweaks / Yokohama Classic Stock Hatch Championship

LAP TIMES - Qualifying 3

1	Pip HAMMOND										
	Lap	1	2	3	4	5	6	7	8	9	10
	1	1:56.93	1:48.64	1:46.78	1:47.41	1:47.60	1:47.13	1:47.39	1:47.05		
2	Ryan MORGAN										
	Lap	1	2	3	4	5	6	7	8	9	10
	1	2:35.79	1:57.46	1:50.73	1:49.95	1:50.93	1:48.61	1:48.21	1:48.03		
4	Edward COOPER										
	Lap	1	2	3	4	5	6	7	8	9	10
	1	1:59.99	1:51.58	1:51.60	1:50.10	1:49.70	1:49.49	1:48.53	1:48.38		
5	Terry ROUGHTON										
	Lap	1	2	3	4	5	6	7	8	9	10
	1	2:04.60	1:54.26	1:52.55	1:52.98	1:54.58	1:51.68	1:52.65	1:50.31		
6	Andy PHILPOTTS										
	Lap	1	2	3	4	5	6	7	8	9	10
	1	1:58.42	1:53.34	1:49.82	1:50.75	1:51.09	1:50.21	1:49.29	1:49.36		
12	James HASLEHURST										
	Lap	1	2	3	4	5	6	7	8	9	10
	1	2:02.91	1:54.03	1:52.62	1:52.10	1:49.86	1:49.93	1:49.04	1:49.68		
18	Darren BASSINGTHWAIGHTE										
	Lap	1	2	3	4	5	6	7	8	9	10
	1	2:17.51	1:55.54	1:55.29	1:52.26	1:53.13	1:51.46	1:51.25	1:50.88		
19	David PICKUP										
	Lap	1	2	3	4	5	6	7	8	9	10
	1	2:36.76	2:13.11	2:09.97							
24	James HANCOCK										
	Lap	1	2	3	4	5	6	7	8	9	10
	1	2:01.45	1:56.02	1:54.67	1:53.25	1:55.45	1:57.88				
25	Ben SEYBOLD										
	Lap	1	2	3	4	5	6	7	8	9	10
	1	2:21.26	2:09.63	2:07.04	2:09.65						
26	Paul BROCK										
	Lap	1	2	3	4	5	6	7	8	9	10
	1	2:06.02	1:54.97	1:57.42	1:54.96	1:53.99	1:54.69	1:52.72	1:52.75		
39	Martin RODGERS										
	Lap	1	2	3	4	5	6	7	8	9	10
	1	2:06.18	1:53.02	1:50.15	1:49.65	1:49.35	1:48.86	1:49.19	1:50.19		
41	Antonio ALMEIDA SOUZA										
	Lap	1	2	3	4	5	6	7	8	9	10
	1	2:25.23	2:05.98	2:05.12							

41	Jason WOOD										
	Lap	1	2	3	4	5	6	7	8	9	10
	1	2:04.13	1:50.15	1:50.71	1:51.86	1:50.60	1:49.56	1:49.54	2:02.62		
42	Liam BRESITZ										
	Lap	1	2	3	4	5	6	7	8	9	10
	1	2:16.92	2:02.61	1:59.18							
43	Edoardo FREDIANI										
	Lap	1	2	3	4	5	6	7	8	9	10
	1	2:20.95	2:07.99								
46	Chris DEAR										
	Lap	1	2	3	4	5	6	7	8	9	10
	1	2:04.99	1:51.93	1:50.24	1:50.37	1:49.01	1:48.68	1:48.51	1:48.00		
53	Pete MORGAN										
	Lap	1	2	3	4	5	6	7	8	9	10
	1	2:00.45	1:53.25	1:50.70	1:50.32	1:49.42	1:48.84	1:48.55	1:49.28		
58	Peter OSGERBY										
	Lap	1	2	3	4	5	6	7	8	9	10
	1	2:15.31	2:08.72	2:01.87	1:51.84	1:52.54	1:51.09	1:51.84	1:52.40		
60	Gary COBURN										
	Lap	1	2	3	4	5	6	7	8	9	10
	1	2:01.97	1:55.61	1:53.82	1:51.59	1:52.80	1:51.65	1:50.83	1:50.23		
62	Alan DULY										
	Lap	1	2	3	4	5	6	7	8	9	10
	1	2:17.94	2:04.03	2:02.35	2:03.26	2:01.92	2:02.68	2:02.11			
67	Matthew STUBINGTON										
	Lap	1	2	3	4	5	6	7	8	9	10
	1	2:41.50	1:52.20	1:50.50	1:48.29	1:47.88	1:48.71	1:48.40	1:48.34		
72	Lee SCOTT										
	Lap	1	2	3	4	5	6	7	8	9	10
	1	2:00.04	1:51.36	1:48.66	1:48.96	1:49.43	1:48.08	1:48.15	1:49.12		
73	Jason WATKINSON										
	Lap	1	2	3	4	5	6	7	8	9	10
	1	2:04.94	1:55.49	1:52.58	1:51.98	1:52.60	1:51.35	1:50.83	1:50.12		
87	Stewart PLACE										
	Lap	1	2	3	4	5	6	7	8	9	10
	1	2:00.28	1:52.70	1:50.86	1:50.54	1:49.94	1:49.49	1:50.43	1:50.69		
88	Martin CAYZER										
	Lap	1	2	3	4	5	6	7	8	9	10
	1	2:02.19	1:51.53	1:50.64	1:52.46	1:51.02	1:50.37	1:51.32	1:50.93		
89	Richard KELSALL										
	Lap	1	2	3	4	5	6	7	8	9	10
	1	1:58.28	1:56.59	1:54.01	1:52.01	1:50.53	1:51.59	1:54.81	1:50.44		

91 Steve GROOM


Lap	1	2	3	4	5	6	7	8	9	10
1	2:04.63	1:59.25	1:57.77	2:28.55	2:01.59	1:57.84	1:59.22			

92 Rick GROOM


Lap	1	2	3	4	5	6	7	8	9	10
1	2:07.92	1:57.46	1:57.50	1:58.14	1:54.21	1:51.96	1:51.54	1:52.43		

93 Ben BATEMAN

Lap	1	2	3	4	5	6	7	8	9	10
1	1:52.60	1:51.76	1:51.46	1:50.10	1:51.06	1:50.96	1:52.70			



RACE GRID




Demon Tweeks / Yokohama Classic Stock Hatch Championship

Race 2

ROW 14		
ROW 13		62 02:01.920 Alan DULY
ROW 12	91 01:57.770 Steve GROOM	24 01:53.250 James HANCOCK
ROW 11	26 01:52.720 Paul BROCK	92 01:51.540 Rick GROOM
ROW 10	58 01:51.090 Peter OSGERBY	18 01:50.880 Darren BASSINGTHWAIG
ROW 9	89 01:50.440 Richard KELSALL	88 01:50.370 Martin CAYZER
ROW 8	5 01:50.310 Terry ROUGHTON	60 01:50.230 Gary COBOURN
ROW 7	73 01:50.120 Jason WATKINSON	93 01:50.100 Ben BATEMAN
ROW 6	41 01:49.540 Jason WOOD	87 01:49.490 Stewart PLACE
ROW 5	6 01:49.290 Andy PHILPOTTS	12 01:49.040 James HASLEHURST
ROW 4	39 01:48.860 Martin RODGERS	53 01:48.550 Pete MORGAN
ROW 3	4 01:48.380 Edward COOPER	72 01:48.080 Lee SCOTT
ROW 2	2 01:48.030 Ryan MORGAN	46 01:48.000 Chris DEAR
ROW 1	67 01:47.880 Matthew STUBINGTON	1 01:46.780 Pip HAMMOND

POLE





Provisional Results - Race 2

PI	No	Cl	Name	Car	Laps	Time	Behind	MPH	Best Lap on	MPH
1	1		Pip HAMMOND	Vauxhall Nova GTE	7	12:42.68		72.26	1:47.48	3 73.25
2	67		Matthew STUBINGTON	Peugeot 205 GTi	7	12:50.80	8.12	71.50	1:48.59	6 72.50
3	2		Ryan MORGAN	Ford Fiesta XR2	7	12:51.16	8.48	71.47	1:48.14	3 72.81
4	46		Chris DEAR	Peugeot 205 GTi	7	12:51.37	8.69	71.45	1:48.29	7 72.70
5	72		Lee SCOTT	Ford Fiesta XR2i	7	12:51.91	9.23	71.40	1:48.12	4 72.82
6	4		Edward COOPER	Vauxhall Nova GSi	7	12:52.21	9.53	71.37	1:48.28	4 72.71
7	39		Martin RODGERS	Peugeot 205 GTi	7	12:57.74	15.06	70.86	1:48.66	6 72.46
8	41		Jason WOOD	Vauxhall Nova GTE	7	13:03.86	21.18	70.31	1:49.29	7 72.04
9	6		Andy PHILPOTTS	Ford Fiesta XR2i	7	13:05.35	22.67	70.18	1:49.34	5 72.01
10	73		Jason WATKINSON	Peugeot 106 XSi	7	13:06.47	23.79	70.08	1:49.68	7 71.78
11	93		Ben BATEMAN	Vauxhall Nova GTe	7	13:06.89	24.21	70.04	1:49.54	6 71.88
12	18		Darren BASSINGTHWAIGHTE	Peugeot 205 GTi	7	13:07.44	24.76	69.99	1:49.69	7 71.78
13	89		Richard KELSALL	Ford Fiesta XR2i	7	13:08.90	26.22	69.86	1:49.75	6 71.74
14	24		James HANCOCK	Peugeot 205GTi	7	13:11.84	29.16	69.60	1:50.52	5 71.24
15	58		Peter OSGERBY	Vauxhall Nova GTE	7	13:26.33	43.65	68.35	1:51.66	7 70.51
16	60		Gary COBOURN	Ford Fiesta XR2	7	13:27.14	44.46	68.28	1:50.73	6 71.10
17	26		Paul BROCK	Ford Fiesta XR2i	7	13:27.87	45.19	68.22	1:51.81	3 70.42
18	12		James HASLEHURST	Peugeot 205 GTi	7	13:29.19	46.51	68.11	1:48.19	7 72.77

Not-Classified

62	Alan DULY	Ford Fiesta XR2i	6	12:03.96	DNF	65.25	1:56.54	6	67.56
88	Martin CAYZER	Ford Fiesta XR2i	3	5:51.91	DNF	67.12	1:51.35	2	70.71

Exclusions

53	Pete MORGAN	Ford Fiesta XR2	C 1.1.5 & Q 12.21.4 Driving in a manner incompatible with general safe						
87	Stewart PLACE	Peugeot 205 GTi	C 1.1.9 Abusive language or behaviour, physical assault, or threat of						

Non-Starters

5	Terry ROUGHTON	Citroen AX GTi
91	Steve GROOM	Ford Fiesta XR2
92	Rick GROOM	Ford Fiesta XR2

Fastest Lap

1	Pip HAMMOND	Vauxhall Nova GTE					1:47.48	3	73.25
---	-------------	-------------------	--	--	--	--	---------	---	-------

Weather / Track: Cloudy / Dry

Start Time : 11:59

Cadwell Park

31 Jul 21 14:44

Clerk of Course :	Time Issued :	Chief Timekeeper : Terry Stevens
-------------------	---------------	----------------------------------

THESE RESULTS REMAIN PROVISIONAL FOR A MINIMUM OF 30 MINUTES FROM THE TIME OF ISSUE AND UNTIL ALL JUDICIAL AND TECHNICAL MATTERS HAVE BEEN SETTLED.



Lap Chart

Demon Tweeks / Yokohama Classic Stock Hatch Championship - Race 2

Lap 1		Lap 2		Lap 3		Lap 4		Lap 5		Lap 6		Lap 7		Lap 8		Lap 9		Lap 10	
No	Time	No	Time	No	Time	No	Time	No	Time	No	Time	No	Time	No	Time	No	Time	No	Time
1	1:55.71	1	3:43.94	1	5:31.42	1	7:19.09	1	9:06.68	1	10:54.52	1	12:42.68						
67	1:57.69	67	3:46.56	67	5:35.50	67	7:24.42	67	9:13.19	67	11:01.78	67	12:50.80						
46	1:58.07	46	3:47.22	46	5:36.09	46	7:24.79	46	9:13.66	2	11:02.28	2	12:51.16						
72	1:58.55	2	3:48.69	2	5:36.83	2	7:25.82	2	9:14.03	46	11:03.08	46	12:51.37						
2	1:59.05	4	3:49.36	72	5:37.84	72	7:25.96	72	9:14.93	72	11:03.31	72	12:51.91						
4	2:00.14	72	3:49.42	4	5:38.17	4	7:26.45	4	9:15.44	4	11:03.83	4	12:52.21						
6	2:01.65	39	3:51.07	39	5:40.38	39	7:29.64	39	9:18.82	39	11:07.48	39	12:57.74						
39	2:01.99	6	3:52.63	87	5:43.14	6	7:34.43	6	9:23.77	41	11:14.57	41	13:03.86						
87	2:03.07	87	3:52.94	53	5:43.42	41	7:34.87	41	9:24.35	6	11:15.22	6	13:05.35						
53	2:03.74	53	3:53.81	6	5:44.42	93	7:36.04	93	9:26.25	93	11:15.79	73	13:06.47						
41	2:04.08	41	3:54.07	41	5:44.64	73	7:37.22	73	9:26.98	73	11:16.79	93	13:06.89						
93	2:04.41	93	3:54.40	93	5:46.37	18	7:38.25	18	9:28.03	18	11:17.75	18	13:07.44						
73	2:04.68	73	3:55.76	73	5:46.65	89	7:38.62	89	9:28.53	89	11:18.28	89	13:08.90						
89	2:05.06	89	3:55.94	89	5:47.20	24	7:39.62	24	9:30.14	24	11:20.95	24	13:11.84						
24	2:06.02	18	3:56.64	18	5:47.88	87	7:44.10	53	9:38.84	53	11:28.96	53	13:19.67						
18	2:06.63	24	3:57.31	24	5:48.49	58	7:47.08	58	9:41.42	87	11:33.72	87	13:23.19						
58	2:07.70	88	4:00.35	88	5:51.91	53	7:47.56	26	9:41.98	58	11:34.67	58	13:26.33						
26	2:08.27	58	4:01.86	58	5:53.67	26	7:47.93	87	9:42.61	26	11:34.95	60	13:27.14						
88	2:09.00	26	4:02.41	26	5:54.22	60	7:52.98	60	9:44.74	60	11:35.47	26	13:27.87						
60	2:14.99	60	4:07.30	60	5:58.99	12	8:03.23	12	9:52.45	12	11:41.00	12	13:29.19						
62	2:15.26	62	4:13.22	62	6:12.20	62	8:09.83	62	10:07.42	62	12:03.96								
12	2:30.71	12	4:24.48	12	6:13.35														

Demon Tweaks / Yokohama Classic Stock Hatch Championship

LAP TIMES - Race 2

1	Pip HAMMOND										
Lap	1	2	3	4	5	6	7	8	9	10	
1	1:53.24	1:48.23	1:47.48	1:47.67	1:47.59	1:47.84	1:48.16				
2	Ryan MORGAN										
Lap	1	2	3	4	5	6	7	8	9	10	
1	1:55.54	1:49.64	1:48.14	1:48.99	1:48.21	1:48.25	1:48.88				
4	Edward COOPER										
Lap	1	2	3	4	5	6	7	8	9	10	
1	1:56.24	1:49.22	1:48.81	1:48.28	1:48.99	1:48.39	1:48.38				
6	Andy PHILPOTTS										
Lap	1	2	3	4	5	6	7	8	9	10	
1	1:56.76	1:50.98	1:51.79	1:50.01	1:49.34	1:51.45	1:50.13				
12	James HASLEHURST										
Lap	1	2	3	4	5	6	7	8	9	10	
1	2:25.69	1:53.77	1:48.87	1:49.88	1:49.22	1:48.55	1:48.19				
18	Darren BASSINGTHWAIGHTE										
Lap	1	2	3	4	5	6	7	8	9	10	
1	1:59.32	1:50.01	1:51.24	1:50.37	1:49.78	1:49.72	1:49.69				
24	James HANCOCK										
Lap	1	2	3	4	5	6	7	8	9	10	
1	1:58.25	1:51.29	1:51.18	1:51.13	1:50.52	1:50.81	1:50.89				
26	Paul BROCK										
Lap	1	2	3	4	5	6	7	8	9	10	
1	2:00.20	1:54.14	1:51.81	1:53.71	1:54.05	1:52.97	1:52.92				
39	Martin RODGERS										
Lap	1	2	3	4	5	6	7	8	9	10	
1	1:57.56	1:49.08	1:49.31	1:49.26	1:49.18	1:48.66	1:50.26				
41	Jason WOOD										
Lap	1	2	3	4	5	6	7	8	9	10	
1	1:58.82	1:49.99	1:50.57	1:50.23	1:49.48	1:50.22	1:49.29				
46	Chris DEAR										
Lap	1	2	3	4	5	6	7	8	9	10	
1	1:54.80	1:49.15	1:48.87	1:48.70	1:48.87	1:49.42	1:48.29				
53	Pete MORGAN										
Lap	1	2	3	4	5	6	7	8	9	10	
1	1:59.34	1:50.07	1:49.61	2:04.14	1:51.28	1:50.12	1:50.71				
58	Peter OSGERBY										
Lap	1	2	3	4	5	6	7	8	9	10	
1	1:59.82	1:54.16	1:51.81	1:53.41	1:54.34	1:53.25	1:51.66				

60	Gary COBURN										
	Lap	1	2	3	4	5	6	7	8	9	10
	1	2:01.08	1:52.31	1:51.69	1:53.99	1:51.76	1:50.73	1:51.67			
62	Alan DULY										
	Lap	1	2	3	4	5	6	7	8	9	10
	1	2:03.88	1:57.96	1:58.98	1:57.63	1:57.59	1:56.54				
67	Matthew STUBINGTON										
	Lap	1	2	3	4	5	6	7	8	9	10
	1	1:54.99	1:48.87	1:48.94	1:48.92	1:48.77	1:48.59	1:49.02			
72	Lee SCOTT										
	Lap	1	2	3	4	5	6	7	8	9	10
	1	1:54.67	1:50.87	1:48.42	1:48.12	1:48.97	1:48.38	1:48.60			
73	Jason WATKINSON										
	Lap	1	2	3	4	5	6	7	8	9	10
	1	1:58.63	1:51.08	1:50.89	1:50.57	1:49.76	1:49.81	1:49.68			
87	Stewart PLACE										
	Lap	1	2	3	4	5	6	7	8	9	10
	1	1:57.72	1:49.87	1:50.20	2:00.96	1:58.51	1:51.11	1:49.47			
88	Martin CAYZER										
	Lap	1	2	3	4	5	6	7	8	9	10
	1	1:56.91	1:51.35	1:51.56							
89	Richard KELSALL										
	Lap	1	2	3	4	5	6	7	8	9	10
	1	1:58.30	1:50.88	1:51.26	1:51.42	1:49.91	1:49.75	1:50.62			
93	Ben BATEMAN										
	Lap	1	2	3	4	5	6	7	8	9	10
	1	1:58.62	1:49.99	1:51.97	1:49.67	1:50.21	1:49.54	1:51.10			



demon tweeks

YOKOHAMA

Qualifying 3

2nd Best Times

Pl	No	Cl	Name	Car	Laps	2nd Best on Lap
1	1		Pip HAMMOND	Vauxhall Nova GTE	8	1:47.05 8
2	72		Lee SCOTT	Ford Fiesta XR2i	8	1:48.15 7
3	2		Ryan MORGAN	Ford Fiesta XR2	8	1:48.21 7
4	67		Matthew STUBINGTON	Peugeot 205 GTi	8	1:48.29 4
5	46		Chris DEAR	Peugeot 205 GTi	8	1:48.51 7
6	4		Edward COOPER	Vauxhall Nova GSi	8	1:48.53 7
7	53		Pete MORGAN	Ford Fiesta XR2	8	1:48.84 6
8	39		Martin RODGERS	Peugeot 205 GTi	8	1:49.19 7
9	6		Andy PHILPOTTS	Ford Fiesta XR2i	8	1:49.36 8
10	41		Jason WOOD	Vauxhall Nova GTE	8	1:49.56 6
11	12		James HASLEHURST	Peugeot 205 GTi	8	1:49.68 8
12	87		Stewart PLACE	Peugeot 205 GTi	8	1:49.94 5
13	89		Richard KELSALL	Ford Fiesta XR2i	8	1:50.53 5
14	88		Martin CAYZER	Ford Fiesta XR2i	8	1:50.64 3
15	73		Jason WATKINSON	Peugeot 106 XSi	8	1:50.83 7
16	60		Gary COBOURN	Ford Fiesta XR2	8	1:50.83 7
17	93		Ben BATEMAN/NO TRANSPONDER	Vauxhall Nova GTe	7	1:50.96 6
18	18		Darren BASSINGTHWAIGHTE	Peugeot 205 GTi	8	1:51.25 7
19	5		Terry ROUGHTON	Citroen AX GTi	8	1:51.68 6
20	58		Peter OSGERBY	Vauxhall Nova GTE	8	1:51.84 4
21	92		Rick GROOM	Ford Fiesta XR2	8	1:51.96 6
22	26		Paul BROCK	Ford Fiesta XR2i	8	1:52.75 8
23	24		James HANCOCK	Peugeot 205GTi	6	1:54.67 3
24	91		Steve GROOM	Ford Fiesta XR2	7	1:57.84 6
25	62		Alan DULY	Ford Fiesta XR2i	7	2:02.11 7

Exclusions

19	David PICKUP/Richard WADLOW-SMITH / Karl BROWN	BMW E87 116i	Qualified for race 6
25	Ben SEYBOLD/Max PALMER / Mike PATTEN	BMW E87 116i	Qualified for race 6
41	Antonio ALMEIDA SOUZA/Aser MURIAS CLOSAS / Julian KINGSTON-SMITH	BMW E87 116i	Qualified for race 6
42	Liam BRESITZ/George TAYLOR / Jonathan WEBSTER	BMW E87 116i	Qualified for race 6
43	Edoardo FREDIANI/David WEINBERG	BMW E87 116i	Qualified for race 6

Weather / Track: Cloudy / Dry

Start Time : 09:54

Cadwell Park

31 Jul 21 10:18

Clerk of Course :	Time Issued :	Chief Timekeeper : Terry Stevens
-------------------	---------------	----------------------------------

THESE RESULTS REMAIN PROVISIONAL FOR A MINIMUM OF 30 MINUTES FROM THE TIME OF ISSUE AND UNTIL ALL JUDICIAL AND TECHNICAL MATTERS HAVE BEEN SETTLED.



RACE GRID

Demon Tweeks / Yokohama Classic Stock Hatch Championship

Race 8

ROW 14		
ROW 13		62 02:02.110 Alan DULY
ROW 12	91 01:57.840 Steve GROOM	24 01:54.670 James HANCOCK
ROW 11	26 01:52.750 Paul BROCK	92 01:51.960 Rick GROOM
ROW 10	58 01:51.840 Peter OSGERBY	5 01:51.680 Terry ROUGHTON
ROW 9	18 01:51.250 Darren BASSINGTHWAIG	93 01:50.960 Ben BATEMAN
ROW 8	60 01:50.830 Gary COBOURN	73 01:50.830 Jason WATKINSON
ROW 7	88 01:50.640 Martin CAYZER	89 01:50.530 Richard KELSALL
ROW 6	87 01:49.940 Stewart PLACE	12 01:49.680 James HASLEHURST
ROW 5	41 01:49.560 Jason WOOD	6 01:49.360 Andy PHILPOTTS
ROW 4	39 01:49.190 Martin RODGERS	53 01:48.840 Pete MORGAN
ROW 3	4 01:48.530 Edward COOPER	46 01:48.510 Chris DEAR
ROW 2	67 01:48.290 Matthew STUBINGTON	2 01:48.210 Ryan MORGAN
ROW 1	72 01:48.150 Lee SCOTT	1 01:47.050 Pip HAMMOND

POLE



Provisional Results - Race 8

PI	No	Cl	Name	Car	Laps	Time	Behind	MPH	Best Lap on	MPH
1	1		Pip HAMMOND	Vauxhall Nova GTE	7	12:49.43		71.63	1:47.75	5 73.07
2	72		Lee SCOTT	Ford Fiesta XR2i	7	12:50.63	1.20	71.52	1:47.70	6 73.10
3	2		Ryan MORGAN	Ford Fiesta XR2	7	12:51.22	1.79	71.46	1:47.71	4 73.10
4	67		Matthew STUBINGTON	Peugeot 205 GTi	7	12:52.83	3.40	71.31	1:47.86	6 72.99
5	4		Edward COOPER	Vauxhall Nova GSi	7	12:53.11	3.68	71.29	1:47.83	4 73.01
6	46		Chris DEAR	Peugeot 205 GTi	7	12:53.82	4.39	71.22	1:48.00	4 72.90
7	87		Stewart PLACE	Peugeot 205 GTi	7	13:03.59	14.16	70.33	1:49.53	2 71.88
8	53		Pete MORGAN	Ford Fiesta XR2	7	13:03.87	14.44	70.31	1:49.48	6 71.91
9	6		Andy PHILPOTTS	Ford Fiesta XR2i	7	13:04.36	14.93	70.26	1:49.16	6 72.13
10	41		Jason WOOD	Vauxhall Nova GTE	7	13:04.92	15.49	70.21	1:48.93	6 72.28
11	12		James HASLEHURST	Peugeot 205 GTi	7	13:05.47	16.04	70.16	1:48.02	6 72.89
12	39		Martin RODGERS	Peugeot 205 GTi	7	13:06.16	16.73	70.10	1:48.45	6 72.60
13	93		Ben BATEMAN	Vauxhall Nova GTe	7	13:07.11	17.68	70.02	1:49.18	6 72.11
14	89		Richard KELSALL	Ford Fiesta XR2i	7	13:08.32	18.89	69.91	1:49.62	6 71.82
15	73		Jason WATKINSON	Peugeot 106 XSi	7	13:10.13	20.70	69.75	1:50.31	7 71.37
16	18		Darren BASSINGTHWAIGHTE	Peugeot 205 GTi	7	13:27.59	38.16	68.24	1:50.44	3 71.29
17	26		Paul BROCK	Ford Fiesta XR2i	7	13:30.47	41.04	68.00	1:52.86	5 69.76
18	58		Peter OSGERBY	Vauxhall Nova GTE	7	13:33.29	43.86	67.76	1:52.60	5 69.92
19	62		Alan DULY	Ford Fiesta XR2i	7	14:54.64	2:05.21	61.60	2:02.93	3 64.05

Not-Classified

24	James HANCOCK	Peugeot 205GTi	6	11:34.56	DNF	68.01	1:50.90	4	70.99
92	Rick GROOM	Ford Fiesta XR2	5	9:32.64	DNF	68.74	1:50.74	3	71.10

Non-Starters

5	Terry ROUGHTON	Citroen AX GTi
60	Gary COBOURN	Ford Fiesta XR2
88	Martin CAYZER	Ford Fiesta XR2i
91	Steve GROOM	Ford Fiesta XR2

Fastest Lap

72	Lee SCOTT	Ford Fiesta XR2i					1:47.70	6	73.10
----	-----------	------------------	--	--	--	--	---------	---	-------

No 24 - formal reprimand + 2 licence points - contact

Weather / Track: Cloudy / Dry

Start Time : 16:31

Cadwell Park

31 Jul 21 17:43

Clerk of Course :	Time Issued :	Chief Timekeeper : Terry Stevens
-------------------	---------------	----------------------------------

THESE RESULTS REMAIN PROVISIONAL FOR A MINIMUM OF 30 MINUTES FROM THE TIME OF ISSUE AND UNTIL ALL JUDICIAL AND TECHNICAL MATTERS HAVE BEEN SETTLED.



Lap Chart

Demon Tweeks / Yokohama Classic Stock Hatch Championship - Race 8

Lap 1		Lap 2		Lap 3		Lap 4		Lap 5		Lap 6		Lap 7		Lap 8		Lap 9		Lap 10	
No	Time	No	Time	No	Time	No	Time	No	Time	No	Time	No	Time	No	Time	No	Time	No	Time
1	1:58.50	1	3:48.27	1	5:37.83	1	7:25.68	1	9:13.43	1	11:01.32	1	12:49.43						
72	1:58.95	72	3:48.68	72	5:38.38	72	7:26.40	72	9:14.75	72	11:02.45	72	12:50.63						
2	2:00.93	2	3:49.34	2	5:39.07	2	7:26.78	2	9:15.00	2	11:02.90	2	12:51.22						
67	2:01.15	67	3:51.10	67	5:39.95	67	7:28.19	67	9:16.53	67	11:04.39	67	12:52.83						
4	2:01.44	4	3:51.47	4	5:40.56	4	7:28.39	4	9:16.68	4	11:04.57	4	12:53.11						
46	2:01.72	46	3:51.82	46	5:40.94	46	7:28.94	46	9:17.45	46	11:05.47	46	12:53.82						
6	2:02.90	6	3:52.97	87	5:43.01	87	7:32.61	87	9:22.43	87	11:12.55	87	13:03.59						
39	2:03.48	87	3:53.32	53	5:43.16	53	7:32.75	53	9:23.40	53	11:12.88	53	13:03.87						
87	2:03.79	53	3:53.65	6	5:43.89	6	7:33.32	6	9:24.39	6	11:13.55	6	13:04.36						
53	2:04.08	39	3:54.62	39	5:44.60	41	7:34.11	41	9:25.01	41	11:13.94	41	13:04.92						
93	2:04.79	41	3:54.74	41	5:44.71	93	7:35.55	12	9:26.55	12	11:14.57	12	13:05.47						
41	2:05.03	93	3:55.43	12	5:45.04	12	7:35.85	39	9:27.19	39	11:15.64	39	13:06.16						
12	2:05.37	12	3:55.75	93	5:45.52	39	7:36.49	93	9:27.74	93	11:16.92	93	13:07.11						
73	2:05.84	73	3:56.77	89	5:47.35	89	7:37.35	89	9:28.16	89	11:17.78	89	13:08.32						
89	2:06.24	89	3:57.03	73	5:47.85	73	7:38.61	73	9:29.15	73	11:19.82	73	13:10.13						
92	2:06.60	92	3:57.91	92	5:48.65	92	7:40.24	92	9:32.64	18	11:32.91	18	13:27.59						
18	2:07.29	18	3:58.80	18	5:49.24	18	7:41.09	18	9:33.35	24	11:34.56	26	13:30.47						
26	2:07.95	24	3:59.65	24	5:50.80	24	7:41.70	24	9:34.23	26	11:36.19	58	13:33.29						
24	2:08.29	26	4:01.63	26	5:54.90	26	7:48.40	26	9:41.26	58	11:38.78	62	14:54.64						
58	2:09.87	58	4:03.68	58	5:58.32	58	7:52.24	58	9:44.84	62	12:44.29								
62	2:16.43	62	4:19.97	62	6:22.90	62	8:28.54	62	10:34.82										

Demon Tweaks / Yokohama Classic Stock Hatch Championship

LAP TIMES - Race 8

1	Pip HAMMOND										
Lap	1	2	3	4	5	6	7	8	9	10	
1	1:55.91	1:49.77	1:49.56	1:47.85	1:47.75	1:47.89	1:48.11				
2	Ryan MORGAN										
Lap	1	2	3	4	5	6	7	8	9	10	
1	1:57.56	1:48.41	1:49.73	1:47.71	1:48.22	1:47.90	1:48.32				
4	Edward COOPER										
Lap	1	2	3	4	5	6	7	8	9	10	
1	1:57.49	1:50.03	1:49.09	1:47.83	1:48.29	1:47.89	1:48.54				
6	Andy PHILPOTTS										
Lap	1	2	3	4	5	6	7	8	9	10	
1	1:57.91	1:50.07	1:50.92	1:49.43	1:51.07	1:49.16	1:50.81				
12	James HASLEHURST										
Lap	1	2	3	4	5	6	7	8	9	10	
1	1:59.63	1:50.38	1:49.29	1:50.81	1:50.70	1:48.02	1:50.90				
18	Darren BASSINGTHWAIGHTE										
Lap	1	2	3	4	5	6	7	8	9	10	
1	2:00.42	1:51.51	1:50.44	1:51.85	1:52.26	1:59.56	1:54.68				
24	James HANCOCK										
Lap	1	2	3	4	5	6	7	8	9	10	
1	1:59.56	1:51.36	1:51.15	1:50.90	1:52.53	2:00.33					
26	Paul BROCK										
Lap	1	2	3	4	5	6	7	8	9	10	
1	2:00.13	1:53.68	1:53.27	1:53.50	1:52.86	1:54.93	1:54.28				
39	Martin RODGERS										
Lap	1	2	3	4	5	6	7	8	9	10	
1	1:59.02	1:51.14	1:49.98	1:51.89	1:50.70	1:48.45	1:50.52				
41	Jason WOOD										
Lap	1	2	3	4	5	6	7	8	9	10	
1	1:59.87	1:49.71	1:49.97	1:49.40	1:50.90	1:48.93	1:50.98				
46	Chris DEAR										
Lap	1	2	3	4	5	6	7	8	9	10	
1	1:57.83	1:50.10	1:49.12	1:48.00	1:48.51	1:48.02	1:48.35				
53	Pete MORGAN										
Lap	1	2	3	4	5	6	7	8	9	10	
1	1:59.62	1:49.57	1:49.51	1:49.59	1:50.65	1:49.48	1:50.99				
58	Peter OSGERBY										
Lap	1	2	3	4	5	6	7	8	9	10	
1	2:02.43	1:53.81	1:54.64	1:53.92	1:52.60	1:53.94	1:54.51				

62	Alan DULY									
Lap	1	2	3	4	5	6	7	8	9	10
1	2:07.29	2:03.54	2:02.93	2:05.64	2:06.28	2:09.47	2:10.35			
67	Matthew STUBINGTON									
Lap	1	2	3	4	5	6	7	8	9	10
1	1:57.60	1:49.95	1:48.85	1:48.24	1:48.34	1:47.86	1:48.44			
72	Lee SCOTT									
Lap	1	2	3	4	5	6	7	8	9	10
1	1:56.37	1:49.73	1:49.70	1:48.02	1:48.35	1:47.70	1:48.18			
73	Jason WATKINSON									
Lap	1	2	3	4	5	6	7	8	9	10
1	1:59.61	1:50.93	1:51.08	1:50.76	1:50.54	1:50.67	1:50.31			
87	Stewart PLACE									
Lap	1	2	3	4	5	6	7	8	9	10
1	1:58.40	1:49.53	1:49.69	1:49.60	1:49.82	1:50.12	1:51.04			
89	Richard KELSALL									
Lap	1	2	3	4	5	6	7	8	9	10
1	2:00.17	1:50.79	1:50.32	1:50.00	1:50.81	1:49.62	1:50.54			
92	Rick GROOM									
Lap	1	2	3	4	5	6	7	8	9	10
1	1:59.34	1:51.31	1:50.74	1:51.59	1:52.40					
93	Ben BATEMAN									
Lap	1	2	3	4	5	6	7	8	9	10
1	1:58.20	1:50.64	1:50.09	1:50.03	1:52.19	1:49.18	1:50.19			