

Classic Stock Hatch Championship

Free Practice 1

Pl	No	Cl	Name	Car	Laps	Time on Lap	Behind	MPH
1	3		Andrew THORPE	Citroen AX GTi	16	1:29.41	15	62.41
2	71		Pip HAMMOND	Vauxhall Nova GTE	9	1:30.37	6	0.96
3	53		Ryan MORGAN	Ford Fiesta	7	1:30.74	6	1.33
4	12		James HASLEHURST	Peugeot 205 GTi	15	1:31.26	11	1.85
5	88		Martin CAYZER	Ford Fiesta XR2i	12	1:32.12	12	2.71
6	77		Derek ROZIER	Peugeot 205 GTi	15	1:32.96	14	3.55
7	89		Richard KELSALL	Ford Fiesta XR2i	11	1:33.48	8	4.07
8	41		Jason WOOD	Vauxhall Nova GTE	13	1:33.56	8	4.15
9	39		Martin RODGERS	Peugeot 205 GTi	12	1:33.76	11	4.35
10	21		Ian GRIBBEN	Ford Fiesta XR2	11	1:37.87	5	8.46
11	14		David SHEAKEY	Vauxhall Nova GTE	11	1:39.50	5	10.09
12	18		Darren BASSINGTHWAIGHTE	Peugeot 205 GTi	6	1:44.24	5	14.83
13	58		Peter OSGERBY	Vauxhall Nova GTE	3	1:46.89	2	17.48

Not-Seen

24	James HANCOCK	Peugeot 205 GTi
46	Chris DEAR	Peugeot 205 GTi
83	Jeff HUMPHRIES	Peugeot 205 GTi

No 24 & 83 - No transponder - not timed

Weather / Track:

Start Time : 10:00

Anglesey Coastal

06 Sep 20 10:28

Clerk of Course :	Time Issued :	Chief Timekeeper : Terry Stevens
-------------------	---------------	----------------------------------

THESE RESULTS REMAIN PROVISIONAL FOR A MINIMUM OF 30 MINUTES FROM THE TIME OF ISSUE AND UNTIL ALL JUDICIAL AND TECHNICAL MATTERS HAVE BEEN SETTLED.

Demon Tweeks / Yokohama Classic Stock Hatch Championship

LAP TIMES - Free Practice 1

3	Andrew THORPE									
Lap	1	2	3	4	5	6	7	8	9	10
1	1:44.73	1:33.19	1:31.06	1:31.36	1:30.79	1:30.75	1:31.33	1:30.31	1:30.18	1:29.57
11	1:29.83	1:30.14	1:29.43	1:29.68	1:29.41	1:29.75				
12	James HASLEHURST									
Lap	1	2	3	4	5	6	7	8	9	10
1	1:57.94	1:40.80	1:37.47	1:35.68	1:35.77	1:34.10	1:33.09	1:33.25	1:32.76	1:31.57
11	1:31.26	1:31.47	1:31.72	1:38.10	3:34.58					
14	David SHEAKEY									
Lap	1	2	3	4	5	6	7	8	9	10
1	2:10.19	1:45.35	1:43.84	1:41.45	1:39.50	1:53.99	1:40.99	1:46.25	2:44.07	1:40.00
11	1:50.86									
18	Darren BASSINGTHWAIGHTE									
Lap	1	2	3	4	5	6	7	8	9	10
1	2:11.16	1:53.40	1:56.97	16:11.65	1:44.24	1:46.50				
21	Ian GRIBBEN									
Lap	1	2	3	4	5	6	7	8	9	10
1	1:59.22	1:39.96	1:40.40	1:39.75	1:37.87	1:38.65	1:37.96	1:38.61	1:38.13	1:38.88
11	1:42.14									
39	Martin RODGERS									
Lap	1	2	3	4	5	6	7	8	9	10
1	1:54.61	1:40.41	1:38.32	1:36.85	1:37.58	1:37.13	1:42.42	3:37.16	1:35.92	1:34.92
11	1:33.76	1:41.61								
41	Jason WOOD									
Lap	1	2	3	4	5	6	7	8	9	10
1	1:56.53	1:36.88	1:35.33	1:34.80	1:33.94	1:36.13	1:33.81	1:33.56	1:41.87	1:34.03
11	1:34.13	1:33.91	1:49.88							
53	Ryan MORGAN									
Lap	1	2	3	4	5	6	7	8	9	10
1	1:49.25	1:32.46	1:31.76	1:31.89	1:30.82	1:30.74	1:37.53			
58	Peter OSGERBY									
Lap	1	2	3	4	5	6	7	8	9	10
1	2:05.39	1:46.89	2:07.97							
71	Pip HAMMOND									
Lap	1	2	3	4	5	6	7	8	9	10
1	1:50.46	1:32.51	1:30.99	1:30.96	1:30.85	1:30.37	1:31.28	1:35.40	2:08.56	
77	Derek ROZIER									
Lap	1	2	3	4	5	6	7	8	9	10
1	1:58.01	1:40.34	1:37.15	1:35.68	1:34.44	1:34.52	1:35.80	1:37.99	1:52.27	1:35.22
11	1:41.45	1:33.95	1:34.12	1:32.96	1:56.84					

88 Martin CAYZER

Lap	1	2	3	4	5	6	7	8	9	10
1	1:56.10	1:37.77	1:35.67	1:36.78	1:34.40	1:33.35	1:32.52	1:36.68	1:38.91	7:36.28
11	1:32.99	1:32.12								

89 Richard KELSALL

Lap	1	2	3	4	5	6	7	8	9	10
1	1:57.07	1:38.88	1:37.56	1:35.90	1:34.64	1:39.70	8:22.19	1:33.48	1:34.81	1:34.39
11	1:34.13									

Classic Stock Hatch Championship

Qualifying 1

Pl	No	Cl	Name	Car	Laps	Time on Lap	Behind	MPH
1	71		Pip HAMMOND	Vauxhall Nova GTE	11	1:23.61	5	66.74
2	3		Andrew THORPE	Citroen AX GTi	11	1:23.80	3 0.19	66.59
3	83		Jeff HUMPHRIES	Peugeot 205 GTi	11	1:23.86	6 0.25	66.54
4	53		Ryan MORGAN	Ford Fiesta	11	1:24.01	7 0.40	66.42
5	12		James HASLEHURST	Peugeot 205 GTi	10	1:24.12	6 0.51	66.33
6	41		Jason WOOD	Vauxhall Nova GTE	11	1:24.81	10 1.20	65.79
7	88		Martin CAYZER	Ford Fiesta XR2i	11	1:24.97	3 1.36	65.67
8	39		Martin RODGERS	Peugeot 205 GTi	10	1:25.81	3 2.20	65.03
9	89		Richard KELSALL	Ford Fiesta XR2i	10	1:26.02	6 2.41	64.87
10	14		David SHEAKEY	Vauxhall Nova GTE	10	1:26.53	10 2.92	64.49
11	24		James HANCOCK	Peugeot 205 GTi	10	1:26.74	8 3.13	64.33
12	77		Derek ROZIER	Peugeot 205 GTi	7	1:26.88	6 3.27	64.23
13	21		Ian GRIBBEN	Ford Fiesta XR2	10	1:26.98	7 3.37	64.15
14	18		Darren BASSINGTHWAIGHTE	Peugeot 205 GTi	10	1:27.23	8 3.62	63.97

Not-Seen

46	Chris DEAR	Peugeot 205 GTi
58	Peter OSGERBY	Vauxhall Nova GTE

Weather / Track:

Start Time : 11:31

Anglesey Coastal

06 Sep 20 11:48

Clerk of Course :	Time Issued :	Chief Timekeeper : Terry Stevens
-------------------	---------------	----------------------------------

THESE RESULTS REMAIN PROVISIONAL FOR A MINIMUM OF 30 MINUTES FROM THE TIME OF ISSUE AND UNTIL ALL JUDICIAL AND TECHNICAL MATTERS HAVE BEEN SETTLED.

Demon Tweaks / Yokohama Classic Stock Hatch Championship

LAP TIMES - Qualifying 1

3	Andrew THORPE									
Lap	1	2	3	4	5	6	7	8	9	10
1	1:37.67	1:24.27	1:23.80	1:23.83	1:24.04	1:23.93	1:24.28	1:24.00	1:24.58	1:24.27
11	1:24.58									
12	James HASLEHURST									
Lap	1	2	3	4	5	6	7	8	9	10
1	1:46.25	1:26.16	1:24.78	1:26.40	1:25.32	1:24.12	1:24.30	1:24.98	1:24.76	1:24.61
14	David SHEAKEY									
Lap	1	2	3	4	5	6	7	8	9	10
1	1:44.45	1:29.19	1:27.13	1:28.23	1:31.14	1:29.08	1:27.03	1:26.85	1:27.15	1:26.53
18	Darren BASSINGTHWAIGHTE									
Lap	1	2	3	4	5	6	7	8	9	10
1	1:50.59	1:31.46	1:29.10	1:28.55	1:28.52	1:28.03	1:28.76	1:27.23	1:27.74	1:54.92
21	Ian GRIBBEN									
Lap	1	2	3	4	5	6	7	8	9	10
1	1:42.95	1:27.99	1:27.75	1:27.59	1:27.37	1:27.30	1:26.98	1:27.72	1:27.38	1:27.39
24	James HANCOCK									
Lap	1	2	3	4	5	6	7	8	9	10
1	1:40.53	1:28.93	1:27.03	1:27.25	1:26.94	1:27.14	1:27.20	1:26.74	1:26.78	1:26.91
39	Martin RODGERS									
Lap	1	2	3	4	5	6	7	8	9	10
1	1:38.14	1:26.27	1:25.81	1:26.98	1:26.10	1:26.18	1:26.18	1:26.98	1:26.76	1:26.40
41	Jason WOOD									
Lap	1	2	3	4	5	6	7	8	9	10
1	1:39.00	1:25.91	1:25.82	1:26.57	1:25.06	1:25.19	1:25.49	1:25.76	1:25.26	1:24.81
11	1:25.07									
53	Ryan MORGAN									
Lap	1	2	3	4	5	6	7	8	9	10
1	1:40.07	1:24.65	1:24.33	1:24.40	1:24.67	1:24.45	1:24.01	1:24.40	1:24.08	1:24.31
11	1:24.33									
71	Pip HAMMOND									
Lap	1	2	3	4	5	6	7	8	9	10
1	1:36.70	1:23.92	1:23.71	1:23.78	1:23.61	1:23.66	1:24.04	1:23.78	1:23.85	1:23.88
11	1:23.93									
77	Derek ROZIER									
Lap	1	2	3	4	5	6	7	8	9	10
1	1:38.31	1:28.50	1:29.61	1:43.67	1:27.34	1:26.88	2:14.11			

83 Jeff HUMPHRIES


Lap	1	2	3	4	5	6	7	8	9	10
1	1:38.67	1:24.00	1:23.92	1:24.04	1:23.93	1:23.86	1:42.32	1:24.39	1:24.40	1:24.32
11	1:25.02									

88 Martin CAYZER


Lap	1	2	3	4	5	6	7	8	9	10
1	1:42.60	1:25.84	1:24.97	1:25.62	1:26.23	1:26.73	1:26.56	1:26.26	1:26.28	1:25.99
11	1:27.07									

89 Richard KELSALL

Lap	1	2	3	4	5	6	7	8	9	10
1	1:44.06	1:27.63	1:27.44	1:28.19	1:26.11	1:26.02	1:26.75	1:26.28	1:26.41	1:26.15



RACE GRID



Demon Tweeks / Yokohama Classic Stock Hatch Championship

Race 1

ROW 8	16		15	58	Peter OSGERBY
ROW 7	14	18 01:27.230 Darren BASSINGTHWAIG	13	21 01:26.980 Ian GRIBBEN	
ROW 6	12	77 01:26.880 Derek ROZIER	11	24 01:26.740 James HANCOCK	
ROW 5	10	14 01:26.530 David SHEAKEY	9	89 01:26.020 Richard KELSALL	
ROW 4	8	39 01:25.810 Martin RODGERS	7	88 01:24.970 Martin CAYZER	
ROW 3	6	41 01:24.810 Jason WOOD	5	12 01:24.120 James HASLEHURST	
ROW 2	4	53 01:24.010 Ryan MORGAN	3	83 01:23.860 Jeff HUMPHRIES	
ROW 1	2	3 01:23.800 Andrew THORPE	1	71 01:23.610 Pip HAMMOND	
POLE					

Classic Stock Hatch Championship

Provisional Results - Race 1

Pl	No	Cl	Name	Car	Laps	Time	Behind	MPH	Best Lap on	MPH
1	53		Ryan MORGAN	Ford Fiesta	11	15:35.01		65.65	1:23.97	8 66.45
2	71		Pip HAMMOND	Vauxhall Nova GTE	11	15:35.83	0.82	65.59	1:23.64	4 66.71
3	83		Jeff HUMPHRIES	Peugeot 205 GTi	11	15:39.93	4.92	65.30	1:24.31	4 66.18
4	3		Andrew THORPE	Citroen AX GTi	11	15:43.69	8.68	65.04	1:23.94	5 66.48
5	12		James HASLEHURST	Peugeot 205 GTi	11	15:47.57	12.56	64.78	1:24.30	4 66.19
6	41		Jason WOOD	Vauxhall Nova GTE	11	15:50.52	15.51	64.58	1:25.06	4 65.60
7	39		Martin RODGERS	Peugeot 205 GTi	11	15:54.24	19.23	64.32	1:24.97	4 65.67
8	89		Richard KELSALL	Ford Fiesta XR2i	11	16:01.55	26.54	63.83	1:25.52	7 65.25
9	24		James HANCOCK	Peugeot 205 GTi	11	16:06.30	31.29	63.52	1:26.68	4 64.37
10	21		Ian GRIBBEN	Ford Fiesta XR2	11	16:06.49	31.48	63.51	1:26.00	8 64.88
11	88		Martin CAYZER	Ford Fiesta XR2i	11	16:07.58	32.57	63.44	1:25.32	2 65.40
12	14		David SHEAKEY	Vauxhall Nova GTE	11	16:14.14	39.13	63.01	1:25.46	9 65.29
13	77		Derek ROZIER	Peugeot 205 GTi	11	16:16.72	41.71	62.84	1:26.27	10 64.68
14	18		Darren BASSINGTHWAIGHTE	Peugeot 205 GTi	11	16:17.69	42.68	62.78	1:25.91	10 64.95
15	58		Peter OSGERBY	Vauxhall Nova GTE	11	16:25.41	50.40	62.29	1:27.37	8 63.87

Fastest Lap

71	Pip HAMMOND	Vauxhall Nova GTE	1:23.64	4	66.71
----	-------------	-------------------	---------	---	-------

No 39 - 5s penalty ETL

Weather / Track:

Start Time : 13:36

Anglesey Coastal

06 Sep 20 14:00

Clerk of Course :	Time Issued :	Chief Timekeeper : Terry Stevens
-------------------	---------------	----------------------------------

THESE RESULTS REMAIN PROVISIONAL FOR A MINIMUM OF 30 MINUTES FROM THE TIME OF ISSUE AND UNTIL ALL JUDICIAL AND TECHNICAL MATTERS HAVE BEEN SETTLED.

Lap Chart

Demon Tweeks / Yokohama Classic Stock Hatch Championship - Race 1

Lap 1		Lap 2		Lap 3		Lap 4		Lap 5		Lap 6		Lap 7		Lap 8		Lap 9		Lap 10	
No	Time	No	Time	No	Time	No	Time	No	Time	No	Time	No	Time	No	Time	No	Time	No	Time
3	1:29.49	3	2:54.59	53	4:20.15	53	5:44.18	53	7:08.19	53	8:33.58	53	9:58.48	53	11:22.45	53	12:46.62	53	14:10.99
71	1:29.83	71	2:54.76	71	4:21.19	71	5:44.83	71	7:08.81	71	8:33.60	71	9:59.21	71	11:23.03	71	12:47.07	71	14:11.49
53	1:31.45	53	2:55.72	3	4:21.53	3	5:45.63	3	7:09.57	3	8:34.30	3	9:59.75	3	11:23.84	3	12:48.29	3	14:14.46
88	1:32.71	88	2:58.03	83	4:23.00	83	5:47.31	83	7:11.70	83	8:36.62	83	10:01.11	83	11:25.51	83	12:50.29	83	14:14.91
83	1:32.96	83	2:58.36	41	4:24.49	41	5:49.55	39	7:15.35	39	8:41.13	39	10:06.91	39	11:31.97	39	12:57.61	12	14:22.74
41	1:33.53	41	2:58.85	39	4:25.15	39	5:50.12	41	7:15.84	41	8:41.48	41	10:07.31	12	11:33.40	12	12:58.08	39	14:23.51
39	1:33.78	39	2:59.11	12	4:27.58	12	5:51.88	12	7:16.20	12	8:41.84	12	10:08.45	41	11:34.06	41	12:59.51	41	14:24.68
24	1:34.71	24	3:01.50	24	4:28.49	24	5:55.17	24	7:22.67	77	8:49.74	89	10:15.65	89	11:41.92	89	13:08.82	89	14:34.98
77	1:36.01	77	3:02.56	77	4:28.98	77	5:55.68	77	7:22.82	89	8:50.13	24	10:17.89	24	11:44.95	24	13:12.10	24	14:39.12
89	1:37.02	12	3:02.67	89	4:29.46	89	5:55.99	89	7:23.06	24	8:50.97	21	10:20.13	21	11:46.13	21	13:13.25	21	14:39.60
12	1:37.25	89	3:03.39	21	4:34.69	21	6:01.10	21	7:27.33	21	8:53.83	14	10:22.59	14	11:48.96	14	13:14.42	14	14:40.66
21	1:37.74	21	3:08.26	14	4:36.17	14	6:02.73	14	7:29.52	14	8:55.83	88	10:24.09	88	11:49.43	88	13:15.11	88	14:41.46
58	1:39.19	14	3:09.22	88	4:39.02	88	6:06.16	88	7:32.35	88	8:58.41	77	10:30.40	77	11:57.05	77	13:24.02	77	14:50.29
14	1:39.45	58	3:10.54	18	4:39.08	58	6:08.54	58	7:36.33	58	9:04.02	18	10:31.82	18	11:57.94	18	13:25.03	18	14:50.94
18	1:41.02	18	3:10.99	58	4:39.76	18	6:09.03	18	7:36.76	18	9:04.35	58	10:33.11	58	12:00.48	58	13:28.35	58	14:56.49

Lap Chart

Demon Tweeks / Yokohama Classic Stock Hatch Championship - Race 1

Lap 11		Lap 12		Lap 13		Lap 14		Lap 15		Lap 16		Lap 17		Lap 18		Lap 19		Lap 20	
No	Time	No	Time	No	Time	No	Time	No	Time	No	Time	No	Time	No	Time	No	Time	No	Time
53	15:35.01																		
71	15:35.83																		
83	15:39.93																		
3	15:43.69																		
12	15:47.57																		
39	15:49.24																		
41	15:50.52																		
89	16:01.55																		
24	16:06.30																		
21	16:06.49																		
88	16:07.58																		
14	16:14.14																		
77	16:16.72																		
18	16:17.69																		
58	16:25.41																		

Demon Tweeks / Yokohama Classic Stock Hatch Championship

LAP TIMES - Race 1

3 Andrew THORPE

Lap	1	2	3	4	5	6	7	8	9	10
1	1:29.49	1:25.10	1:26.94	1:24.10	1:23.94	1:24.73	1:25.45	1:24.09	1:24.45	1:26.17
11	1:29.23									

12 James HASLEHURST

Lap	1	2	3	4	5	6	7	8	9	10
1	1:37.25	1:25.42	1:24.91	1:24.30	1:24.32	1:25.64	1:26.61	1:24.95	1:24.68	1:24.66
11	1:24.83									

14 David SHEAKEY

Lap	1	2	3	4	5	6	7	8	9	10
1	1:39.45	1:29.77	1:26.95	1:26.56	1:26.79	1:26.31	1:26.76	1:26.37	1:25.46	1:26.24
11	1:33.48									

18 Darren BASSINGTHWAIGHTE

Lap	1	2	3	4	5	6	7	8	9	10
1	1:41.02	1:29.97	1:28.09	1:29.95	1:27.73	1:27.59	1:27.47	1:26.12	1:27.09	1:25.91
11	1:26.75									

21 Ian GRIBBEN

Lap	1	2	3	4	5	6	7	8	9	10
1	1:37.74	1:30.52	1:26.43	1:26.41	1:26.23	1:26.50	1:26.30	1:26.00	1:27.12	1:26.35
11	1:26.89									

24 James HANCOCK

Lap	1	2	3	4	5	6	7	8	9	10
1	1:34.71	1:26.79	1:26.99	1:26.68	1:27.50	1:28.30	1:26.92	1:27.06	1:27.15	1:27.02
11	1:27.18									

39 Martin RODGERS

Lap	1	2	3	4	5	6	7	8	9	10
1	1:33.78	1:25.33	1:26.04	1:24.97	1:25.23	1:25.78	1:25.78	1:25.06	1:25.64	1:25.90
11	1:25.73									

41 Jason WOOD

Lap	1	2	3	4	5	6	7	8	9	10
1	1:33.53	1:25.32	1:25.64	1:25.06	1:26.29	1:25.64	1:25.83	1:26.75	1:25.45	1:25.17
11	1:25.84									

53 Ryan MORGAN

Lap	1	2	3	4	5	6	7	8	9	10
1	1:31.45	1:24.27	1:24.43	1:24.03	1:24.01	1:25.39	1:24.90	1:23.97	1:24.17	1:24.37
11	1:24.02									

58 Peter OSGERBY

Lap	1	2	3	4	5	6	7	8	9	10
1	1:39.19	1:31.35	1:29.22	1:28.78	1:27.79	1:27.69	1:29.09	1:27.37	1:27.87	1:28.14
11	1:28.92									

71 Pip HAMMOND

Lap	1	2	3	4	5	6	7	8	9	10
1	1:29.83	1:24.93	1:26.43	1:23.64	1:23.98	1:24.79	1:25.61	1:23.82	1:24.04	1:24.42
11	1:24.34									

77 Derek ROZIER

Lap	1	2	3	4	5	6	7	8	9	10
1	1:36.01	1:26.55	1:26.42	1:26.70	1:27.14	1:26.92	1:40.66	1:26.65	1:26.97	1:26.27
11	1:26.43									

83 Jeff HUMPHRIES

Lap	1	2	3	4	5	6	7	8	9	10
1	1:32.96	1:25.40	1:24.64	1:24.31	1:24.39	1:24.92	1:24.49	1:24.40	1:24.78	1:24.62
11	1:25.02									

88 Martin CAYZER

Lap	1	2	3	4	5	6	7	8	9	10
1	1:32.71	1:25.32	1:40.99	1:27.14	1:26.19	1:26.06	1:25.68	1:25.34	1:25.68	1:26.35
11	1:26.12									

89 Richard KELSALL

Lap	1	2	3	4	5	6	7	8	9	10
1	1:37.02	1:26.37	1:26.07	1:26.53	1:27.07	1:27.07	1:25.52	1:26.27	1:26.90	1:26.16
11	1:26.57									

Classic Stock Hatch Championship

Qualifying 1

2nd Best Times

Pl	No	Cl	Name	Car	Laps	2nd Best on Lap
1	71		Pip HAMMOND	Vauxhall Nova GTE	11	1:23.66 6
2	3		Andrew THORPE	Citroen AX GTi	11	1:23.83 4
3	83		Jeff HUMPHRIES	Peugeot 205 GTi	11	1:23.92 3
4	53		Ryan MORGAN	Ford Fiesta	11	1:24.08 9
5	12		James HASLEHURST	Peugeot 205 GTi	10	1:24.30 7
6	41		Jason WOOD	Vauxhall Nova GTE	11	1:25.06 5
7	88		Martin CAYZER	Ford Fiesta XR2i	11	1:25.62 4
8	39		Martin RODGERS	Peugeot 205 GTi	10	1:26.10 5
9	89		Richard KELSALL	Ford Fiesta XR2i	10	1:26.11 5
10	24		James HANCOCK	Peugeot 205 GTi	10	1:26.78 9
11	14		David SHEAKEY	Vauxhall Nova GTE	10	1:26.85 8
12	21		Ian GRIBBEN	Ford Fiesta XR2	10	1:27.30 6
13	77		Derek ROZIER	Peugeot 205 GTi	7	1:27.34 5
14	18		Darren BASSINGTHWAIGHTE	Peugeot 205 GTi	10	1:27.74 9

Not-Seen

46	Chris DEAR	Peugeot 205 GTi
58	Peter OSGERBY	Vauxhall Nova GTE

Weather / Track:


Start Time : 11:31

Anglesey Coastal


06 Sep 20 11:50

Clerk of Course :	Time Issued :	Chief Timekeeper : Terry Stevens
-------------------	---------------	----------------------------------

THESE RESULTS REMAIN PROVISIONAL FOR A MINIMUM OF 30 MINUTES FROM THE TIME OF ISSUE AND UNTIL ALL JUDICIAL AND TECHNICAL MATTERS HAVE BEEN SETTLED.




RACE GRID



Demon Tweeks / Yokohama Classic Stock Hatch Championship

Race 4

ROW 8	16		15	58	Peter OSGERBY
ROW 7	14	18 01:27.740 Darren BASSINGTHWAIG	13	77 01:27.340 Derek ROZIER	
ROW 6	12	21 01:27.300 Ian GRIBBEN	11	14 01:26.850 David SHEAKEY	
ROW 5	10	24 01:26.780 James HANCOCK	9	89 01:26.110 Richard KELSALL	
ROW 4	8	39 01:26.100 Martin RODGERS	7	88 01:25.620 Martin CAYZER	
ROW 3	6	41 01:25.060 Jason WOOD	5	12 01:24.300 James HASLEHURST	
ROW 2	4	53 01:24.080 Ryan MORGAN	3	83 01:23.920 Jeff HUMPHRIES	
ROW 1	2	3 01:23.830 Andrew THORPE	1	71 01:23.660 Pip HAMMOND	
POLE					
					

Classic Stock Hatch Championship

Provisional Results - Race 4

Pl	No	Cl	Name	Car	Laps	Time	Behind	MPH	Best Lap on	MPH
1	71		Pip HAMMOND	Vauxhall Nova GTE	11	15:30.38		65.97	1:23.69	4 66.67
2	53		Ryan MORGAN	Ford Fiesta	11	15:30.81	0.43	65.94	1:23.75	6 66.63
3	83		Jeff HUMPHRIES	Peugeot 205 GTi	11	15:39.22	8.84	65.35	1:24.21	2 66.26
4	3		Andrew THORPE	Citroen AX GTi	11	15:44.28	13.90	65.00	1:24.39	3 66.12
5	41		Jason WOOD	Vauxhall Nova GTE	11	15:45.31	14.93	64.93	1:24.53	3 66.01
6	12		James HASLEHURST	Peugeot 205 GTi	11	15:46.07	15.69	64.88	1:24.17	11 66.29
7	88		Martin CAYZER	Ford Fiesta XR2i	11	15:49.71	19.33	64.63	1:25.00	3 65.65
8	39		Martin RODGERS	Peugeot 205 GTi	11	15:50.54	20.16	64.57	1:25.04	3 65.62
9	89		Richard KELSALL	Ford Fiesta XR2i	11	15:53.36	22.98	64.38	1:25.29	10 65.42
10	21		Ian GRIBBEN	Ford Fiesta XR2	11	16:06.70	36.32	63.49	1:26.23	4 64.71
11	58		Peter OSGERBY	Vauxhall Nova GTE	11	16:11.61	41.23	63.17	1:26.52	11 64.49
12	77		Derek ROZIER	Peugeot 205 GTi	11	16:13.18	42.80	63.07	1:26.08	11 64.82
13	14		David SHEAKEY	Vauxhall Nova GTE	11	16:16.79	46.41	62.84	1:27.09	10 64.07
14	18		Darren BASSINGTHWAIGHTE	Peugeot 205 GTi	11	16:22.83	52.45	62.45	1:27.13	8 64.04
15	24		James HANCOCK	Peugeot 205 GTi	11	17:00.08	1:29.70	60.17	1:28.10	3 63.34

Fastest Lap

71	Pip HAMMOND	Vauxhall Nova GTE	1:23.69	4 66.67
----	-------------	-------------------	---------	---------

Weather / Track:

Start Time : 14:53

Anglesey Coastal

06 Sep 20 15:11

Clerk of Course :	Time Issued :	Chief Timekeeper : Terry Stevens
-------------------	---------------	----------------------------------

THESE RESULTS REMAIN PROVISIONAL FOR A MINIMUM OF 30 MINUTES FROM THE TIME OF ISSUE AND UNTIL ALL JUDICIAL AND TECHNICAL MATTERS HAVE BEEN SETTLED.

Lap Chart

Demon Tweeks / Yokohama Classic Stock Hatch Championship - Race 4

Lap 1		Lap 2		Lap 3		Lap 4		Lap 5		Lap 6		Lap 7		Lap 8		Lap 9		Lap 10	
No	Time	No	Time	No	Time	No	Time	No	Time	No	Time	No	Time	No	Time	No	Time	No	Time
71	1:30.01	71	2:53.92	71	4:17.69	71	5:41.38	71	7:05.28	71	8:29.04	71	9:52.95	71	11:16.97	71	12:41.54	71	14:06.00
53	1:30.40	53	2:54.39	53	4:18.16	53	5:41.98	53	7:05.86	53	8:29.61	53	9:53.55	53	11:17.32	53	12:41.93	53	14:06.48
83	1:31.86	83	2:56.07	83	4:20.67	83	5:44.98	83	7:09.39	83	8:34.09	83	9:58.82	83	11:23.79	83	12:48.78	83	14:14.03
3	1:32.24	3	2:57.49	3	4:21.88	3	5:46.58	3	7:11.73	3	8:36.86	3	10:02.46	3	11:28.05	3	12:53.15	3	14:18.60
41	1:32.80	41	2:58.09	41	4:22.62	41	5:47.94	41	7:12.73	41	8:38.20	41	10:03.41	41	11:29.10	41	12:54.47	41	14:19.87
88	1:32.97	88	2:58.52	88	4:23.52	88	5:49.18	88	7:14.87	88	8:40.58	88	10:06.23	88	11:32.26	12	12:57.32	12	14:21.90
12	1:33.48	12	2:58.80	12	4:23.87	12	5:49.36	39	7:16.05	12	8:41.22	12	10:06.88	12	11:32.34	88	12:57.99	88	14:23.87
39	1:33.97	39	2:59.41	39	4:24.45	39	5:50.00	12	7:16.34	39	8:42.40	39	10:07.86	39	11:33.20	39	12:58.72	39	14:24.42
89	1:34.45	89	3:01.46	89	4:27.84	89	5:53.93	89	7:20.33	89	8:46.27	89	10:11.72	89	11:37.06	89	13:02.70	89	14:27.99
77	1:34.77	21	3:03.19	21	4:29.90	21	5:56.13	21	7:22.74	21	8:49.71	21	10:16.95	21	11:44.47	21	13:11.63	21	14:38.89
21	1:36.32	24	3:06.62	24	4:34.72	58	6:02.81	58	7:29.76	58	8:56.72	58	10:23.70	58	11:51.15	58	13:18.13	58	14:45.09
24	1:38.36	58	3:07.86	58	4:35.43	24	6:03.92	14	7:32.36	14	8:59.81	14	10:27.02	14	11:54.14	77	13:20.86	77	14:47.10
14	1:38.61	14	3:08.61	14	4:36.41	14	6:04.86	18	7:33.45	18	9:00.61	77	10:27.96	77	11:54.55	14	13:21.98	14	14:49.07
18	1:39.07	18	3:09.00	18	4:37.04	18	6:05.34	77	7:34.96	77	9:01.30	18	10:28.56	18	11:55.69	18	13:23.24	18	14:51.62
58	1:40.28	77	3:14.79	77	4:41.85	77	6:08.33	24	7:36.66	24	9:08.23	24	10:41.41	24	12:13.48	24	13:46.58	24	15:23.59

Lap Chart

Demon Tweeks / Yokohama Classic Stock Hatch Championship - Race 4

Lap 11		Lap 12		Lap 13		Lap 14		Lap 15		Lap 16		Lap 17		Lap 18		Lap 19		Lap 20	
No	Time	No	Time	No	Time	No	Time	No	Time	No	Time	No	Time	No	Time	No	Time	No	Time
71	15:30.38																		
53	15:30.81																		
83	15:39.22																		
3	15:44.28																		
41	15:45.31																		
12	15:46.07																		
88	15:49.71																		
39	15:50.54																		
89	15:53.36																		
21	16:06.70																		
58	16:11.61																		
77	16:13.18																		
14	16:16.79																		
18	16:22.83																		
24	17:00.08																		

Demon Tweeks / Yokohama Classic Stock Hatch Championship

LAP TIMES - Race 4

3 Andrew THORPE

Lap	1	2	3	4	5	6	7	8	9	10
1	1:32.24	1:25.25	1:24.39	1:24.70	1:25.15	1:25.13	1:25.60	1:25.59	1:25.10	1:25.45
11	1:25.68									

12 James HASLEHURST

Lap	1	2	3	4	5	6	7	8	9	10
1	1:33.48	1:25.32	1:25.07	1:25.49	1:26.98	1:24.88	1:25.66	1:25.46	1:24.98	1:24.58
11	1:24.17									

14 David SHEAKEY

Lap	1	2	3	4	5	6	7	8	9	10
1	1:38.61	1:30.00	1:27.80	1:28.45	1:27.50	1:27.45	1:27.21	1:27.12	1:27.84	1:27.09
11	1:27.72									

18 Darren BASSINGTHWAIGHTE

Lap	1	2	3	4	5	6	7	8	9	10
1	1:39.07	1:29.93	1:28.04	1:28.30	1:28.11	1:27.16	1:27.95	1:27.13	1:27.55	1:28.38
11	1:31.21									

21 Ian GRIBBEN

Lap	1	2	3	4	5	6	7	8	9	10
1	1:36.32	1:26.87	1:26.71	1:26.23	1:26.61	1:26.97	1:27.24	1:27.52	1:27.16	1:27.26
11	1:27.81									

24 James HANCOCK

Lap	1	2	3	4	5	6	7	8	9	10
1	1:38.36	1:28.26	1:28.10	1:29.20	1:32.74	1:31.57	1:33.18	1:32.07	1:33.10	1:37.01
11	1:36.49									

39 Martin RODGERS

Lap	1	2	3	4	5	6	7	8	9	10
1	1:33.97	1:25.44	1:25.04	1:25.55	1:26.05	1:26.35	1:25.46	1:25.34	1:25.52	1:25.70
11	1:26.12									

41 Jason WOOD

Lap	1	2	3	4	5	6	7	8	9	10
1	1:32.80	1:25.29	1:24.53	1:25.32	1:24.79	1:25.47	1:25.21	1:25.69	1:25.37	1:25.40
11	1:25.44									

53 Ryan MORGAN

Lap	1	2	3	4	5	6	7	8	9	10
1	1:30.40	1:23.99	1:23.77	1:23.82	1:23.88	1:23.75	1:23.94	1:23.77	1:24.61	1:24.55
11	1:24.33									

58 Peter OSGERBY

Lap	1	2	3	4	5	6	7	8	9	10
1	1:40.28	1:27.58	1:27.57	1:27.38	1:26.95	1:26.96	1:26.98	1:27.45	1:26.98	1:26.96
11	1:26.52									

71 Pip HAMMOND

Lap	1	2	3	4	5	6	7	8	9	10
1	1:30.01	1:23.91	1:23.77	1:23.69	1:23.90	1:23.76	1:23.91	1:24.02	1:24.57	1:24.46
11	1:24.38									

77 Derek ROZIER

Lap	1	2	3	4	5	6	7	8	9	10
1	1:34.77	1:40.02	1:27.06	1:26.48	1:26.63	1:26.34	1:26.66	1:26.59	1:26.31	1:26.24
11	1:26.08									

83 Jeff HUMPHRIES

Lap	1	2	3	4	5	6	7	8	9	10
1	1:31.86	1:24.21	1:24.60	1:24.31	1:24.41	1:24.70	1:24.73	1:24.97	1:24.99	1:25.25
11	1:25.19									

88 Martin CAYZER

Lap	1	2	3	4	5	6	7	8	9	10
1	1:32.97	1:25.55	1:25.00	1:25.66	1:25.69	1:25.71	1:25.65	1:26.03	1:25.73	1:25.88
11	1:25.84									

89 Richard KELSALL

Lap	1	2	3	4	5	6	7	8	9	10
1	1:34.45	1:27.01	1:26.38	1:26.09	1:26.40	1:25.94	1:25.45	1:25.34	1:25.64	1:25.29
11	1:25.37									