



Provisional Qualifying Times - P6

Formula Junior Classes A, B & C + 750 Trophy

Pl	No	Cl	Name	Car	Laps	Time on Lap	Behind	MPH
1	36	JC	Jon MILICEVIC	Lotus 18	12	54.23	4	89.62
2	4	JB	Derek WALKER	Terrier MkIV	13	55.62	5	87.38
3	29	JB	William GRIMSHAW	Gemini	15	55.63	15	87.36
4	16	JB	Tony GOODWIN	Gemini Mk2	16	55.80	11	87.10
5	44	JC	Andrew ROBERTSON	Crossle 4F	15	56.65	14	85.79
6	14	JB	Crispian BESLEY	Elva	15	56.94	8	85.35
7	11	JB	David STEVENSON	Mallock U2	10	57.09	8	85.13
8	31	JC	Neil DAWS	Lotus 18	14	57.20	9	84.97
9	20	TC	Paul MASON	Hague	11	58.05	6	83.72
10	41	JC	John HUTCHINSON	Lotus 18	12	58.11	10	83.63
11	13	JB	Keith ROACH	Gemini Mk2	14	58.23	5	83.46
12	18	TC	Linden BRAND	JB	15	58.64	10	82.88
13	21	JA	Peter MULLEN	Osca	15	58.71	14	82.78
14	35	JC	Tim BISHOP	Sauter	14	59.38	8	81.85
15	30	JC	Brian ARCULUS	Emeryson	14	59.43	5	81.78
16	48	JC	Paul HEWES	Lotus 18	14	59.43	13	81.78
17	27	JB	Paul DIXON	Gemini Mk2	15	59.53	9	81.64
18	2	TI	Roger WINDLEY	Time 3B	14	1:00.65	8	80.13
19	1	TC	Don RAWSON	Rawson Climax	13	1:02.88	8	77.29
20	42	JC	Jeremy DEELEY	Cooper T52	14	1:02.93	12	77.23
21	22	TI	Erle MINHINNICK	Apal Formula Vee	13	1:02.93	12	77.23
22	18	JB	Bill COLARIC	Elva 100	13	1:04.81	11	74.99
23	3	TC	David LARKINS	Gerrell Reliant	4	1:07.41	4	72.10
24	42	TI	Simon WINDLEY	Historic Vee	13	1:07.60	2	71.89
25	71	TC	Nicola HARNESS	Rapide	12	1:09.68	6	69.75
26	33	TD	Mike GILBERT	Cooper Mk IX	6	1:10.37	4	69.06

Not-Seen

13	TA	Gregan THRUSTON	Austin Super
37	JC	Tony MARTINDALE	Essenkay

No 3 - NO TRANSPONDER

Weather / Track: Bright / Dry

Start Time : 11:39

Mallory Park

09 Mar 08 12:05

Clerk of Course :	Time Issued :	Chief Timekeeper : Terry Stevens
-------------------	---------------	----------------------------------

THESE RESULTS REMAIN PROVISIONAL FOR A MINIMUM OF 30 MINUTES FROM THE TIME OF ISSUE

Results produced on HS Sports Timing and Results Systems. Results online at www.750MC.co.uk

Formula Junior Classes A, B & C + 750 Trophy

LAP TIMES - P6

1 Don RAWSON

Lap	1	2	3	4	5	6	7	8	9	10
1	2:47.70	1:07.48	1:06.37	1:05.71	1:04.30	1:04.93	1:03.39	1:02.88	1:05.43	1:07.44
11	1:10.44	1:07.88	1:06.35							

2 Roger WINDLEY

Lap	1	2	3	4	5	6	7	8	9	10
1	2:13.51	1:06.77	1:04.90	1:05.90	1:02.85	1:02.81	1:04.69	1:00.65	1:01.11	1:06.71
11	1:09.50	1:01.99	1:02.29	1:03.01						

3 David LARKINS

Lap	1	2	3	4	5	6	7	8	9	10
1	6:04.26	1:21.03	1:08.56	1:07.41						

4 Derek WALKER

Lap	1	2	3	4	5	6	7	8	9	10
1	1:54.90	57.36	56.47	55.97	55.62	56.05	56.09	56.10	56.39	55.73
11	59.25	1:00.22	1:20.42							

11 David STEVENSON

Lap	1	2	3	4	5	6	7	8	9	10
1	1:55.51	1:00.07	59.17	59.96	58.11	57.90	57.54	57.09	1:00.69	57.84

13 Keith ROACH

Lap	1	2	3	4	5	6	7	8	9	10
1	2:16.38	1:04.32	1:02.08	1:03.09	58.23	1:03.66	1:00.18	59.65	59.83	59.12
11	1:05.18	1:05.54	1:03.03	1:00.69						

14 Crispian BESLEY

Lap	1	2	3	4	5	6	7	8	9	10
1	1:56.29	59.99	58.89	59.89	58.36	57.51	57.64	56.94	1:00.95	57.61
11	1:09.87	59.75	57.47	57.64	57.64					

16 Tony GOODWIN

Lap	1	2	3	4	5	6	7	8	9	10
1	1:46.74	59.08	59.37	57.64	56.47	57.51	56.88	57.79	57.57	57.03
11	55.80	1:15.60	1:00.11	56.22	56.40	55.89				

18 Bill COLARIC

Lap	1	2	3	4	5	6	7	8	9	10
1	2:29.64	1:09.80	1:12.31	1:09.76	1:07.40	1:08.30	1:07.72	1:07.79	1:08.07	1:10.79
11	1:04.81	1:05.39	1:05.56							

18 Linden BRAND

Lap	1	2	3	4	5	6	7	8	9	10
1	1:54.20	1:02.59	1:00.56	1:01.94	1:00.84	1:00.53	1:00.60	1:04.74	59.12	58.64
11	59.49	59.68	59.68	1:01.16	1:04.48					

20	Paul MASON										
Lap	1	2	3	4	5	6	7	8	9	10	
1	6:06.63	1:01.46	58.69	58.43	59.62	58.05	1:00.09	59.91	59.69	1:00.09	
11	59.84										

21	Peter MULLEN									
Lap	1	2	3	4	5	6	7	8	9	10
1	2:00.90	1:03.38	1:04.69	1:00.54	1:00.61	1:00.72	59.79	59.14	59.30	59.56
11	1:01.91	59.78	58.97	58.71	58.88					

22	Erle MINHINNICK									
Lap	1	2	3	4	5	6	7	8	9	10
1	2:41.95	1:12.42	1:09.99	1:07.04	1:06.91	1:04.91	1:06.14	1:04.57	1:06.93	1:07.50
11	1:03.89	1:02.93	1:05.10							

27	Paul DIXON									
Lap	1	2	3	4	5	6	7	8	9	10
1	1:53.13	1:02.28	1:01.26	1:01.06	1:02.37	59.68	1:00.21	1:00.08	59.53	1:01.05
11	1:01.10	1:00.00	59.79	1:00.04	1:00.98					

29	William GRIMSHAW									
Lap	1	2	3	4	5	6	7	8	9	10
1	2:19.58	1:03.47	1:00.29	1:00.05	57.58	1:08.65	58.60	59.78	59.14	57.51
11	1:05.97	1:04.23	58.53	57.62	55.63					

30	Brian ARCULUS									
Lap	1	2	3	4	5	6	7	8	9	10
1	2:14.47	1:06.20	1:04.61	1:00.95	59.43	1:04.36	1:01.24	59.55	1:00.70	1:00.17
11	1:03.86	1:02.22	1:01.36	1:00.07						

31	Neil DAWS									
Lap	1	2	3	4	5	6	7	8	9	10
1	2:07.81	1:05.54	1:02.33	1:00.97		7:17.26		9:15.59	57.20	57.73
11	1:01.71	59.78	58.36	58.68						

33	Mike GILBERT									
Lap	1	2	3	4	5	6	7	8	9	10
1	2:32.61	1:22.28	1:12.98	1:10.37	1:11.84	1:12.79				

35	Tim BISHOP									
Lap	1	2	3	4	5	6	7	8	9	10
1	2:33.59	1:06.63	1:02.13	1:01.54	1:00.58	59.89	59.61	59.38	1:00.97	1:11.66
11	1:01.96	1:00.72	1:00.58	1:00.39						

36	Jon MILICEVIC									
Lap	1	2	3	4	5	6	7	8	9	10
1	1:52.88	55.25	55.49	54.23	54.38	55.24	57.65	54.82	55.07	55.19
11	55.61	3:20.04								

41	John HUTCHINSON									
Lap	1	2	3	4	5	6	7	8	9	10
1	2:02.42	1:02.94	1:04.64	3:47.10	1:01.28	1:00.02	1:01.41	1:00.10	59.69	58.11
11	58.68	59.01								

42 Jeremy DEELEY

Lap	1	2	3	4	5	6	7	8	9	10
1	2:05.65	1:08.42	1:07.56	1:11.01	1:07.00	1:04.56	1:06.00	1:05.47	1:06.71	1:08.16
11	1:04.41	1:02.93	1:04.98	1:04.76						

42 Simon WINDLEY

Lap	1	2	3	4	5	6	7	8	9	10
1	2:15.84	1:07.60	1:07.72	1:08.43	1:07.70	1:08.01	1:08.51	1:08.63	1:09.42	1:12.99
11	1:08.69	1:09.68	1:11.23							

44 Andrew ROBERTSON


Lap	1	2	3	4	5	6	7	8	9	10
1	1:51.64	1:01.38	1:01.45	1:01.38	59.60	59.12	58.14	57.38	56.96	57.49
11	1:00.44	1:03.10	56.89	56.65	57.70					

48 Paul HEWES


Lap	1	2	3	4	5	6	7	8	9	10
1	2:36.26	1:07.80	1:04.33	1:02.87	1:02.99	1:01.91	59.72	59.75	1:01.32	1:02.19
11	1:00.28	59.55	59.43	1:00.02						

71 Nicola HARNES

Lap	1	2	3	4	5	6	7	8	9	10
1	2:31.56	1:20.00	1:17.58	1:12.85	1:11.57	1:09.68	1:09.94	1:09.75	1:10.10	1:10.15
11	1:10.46	1:10.06								




RACE GRID



750 Motor Club 750 Trophy Series

Race 7

ROW 6			
ROW 5	33 01:10.370 Mike GILBERT		
ROW 4	42 01:07.600 Simon WINDLEY		71 01:09.680 Nicola HARNESS
ROW 3	22 01:02.930 Erle MINHINNICK	3 01:07.410 David LARKINS	
ROW 2		2 01:00.650 Roger WINDLEY	1 01:02.880 Don RAWSON
ROW 1	20 00:58.050 Paul MASON	18 00:58.640 Linden BRAND	
POLE			
			



Provisional Results - Race 7

750 Motor Club 750 Trophy Series

Pl	No	Cl	Name	Car	Laps	Time	Behind	MPH	Best Lap on	MPH
1	2	TI	Roger WINDLEY	Time 3B	14	13:57.72		81.22	58.61	4 82.92
2	18	TC	Linden BRAND	JB	14	13:58.83	1.11	81.11	58.66	14 82.85
3	20	TC	Paul MASON	Hague	14	14:16.13	18.41	79.47	59.01	13 82.36
4	22	TI	Erle MINHINNICK	Apal Formula Vee	14	15:00.17	1:02.45	75.59	1:03.23	8 76.86
5	1	TC	Don RAWSON	Rawson Climax	13	14:00.62	1 Lap	75.16	1:03.13	6 76.98
6	42	TI	Simon WINDLEY	Historic Vee	13	14:49.96	1 Lap	70.99	1:06.67	7 72.90
7	33	TD	Mike GILBERT	Cooper Mk IX	13	15:02.09	1 Lap	70.04	1:06.79	4 72.77
Not-Classified										
	71	TC	Nicola HARNESS	Rapide	7	8:04.53	DNF	70.21	1:06.09	7 73.54
Non-Starters										
	3	TC	David LARKINS	Gerrell Reliant						
Fastest Lap										
	2	TI	Roger WINDLEY	Time 3B					58.61	4 82.92
	18	TC	Linden BRAND	JB					58.66	14 82.85
	33	TD	Mike GILBERT	Cooper Mk IX					1:06.79	4 72.77

Weather / Track: Bright / Dry

Start Time : 16:22

Mallory Park

09 Mar 08 16:42

Clerk of Course :	Time Issued :	Chief Timekeeper : Terry Stevens
-------------------	---------------	----------------------------------

THESE RESULTS REMAIN PROVISIONAL FOR A MINIMUM OF 30 MINUTES FROM THE TIME OF ISSUE

Results produced on HS Sports Timing and Results Systems. Results online at www.750MC.co.uk

Lap Chart

750 Motor Club 750 Trophy Series - Race 7

Lap 1		Lap 2		Lap 3		Lap 4		Lap 5		Lap 6		Lap 7		Lap 8		Lap 9		Lap 10	
No	Time	No	Time	No	Time	No	Time	No	Time	No	Time	No	Time	No	Time	No	Time	No	Time
2	1:06.35	2	2:05.72	2	3:04.42	2	4:03.03	2	5:01.88	2	6:01.29	2	7:00.50	18	8:00.58	2	9:00.95	2	10:01.53
18	1:07.32	18	2:06.63	18	3:05.76	18	4:04.81	18	5:03.68	18	6:02.39	18	7:01.12	2	8:00.79	18	9:01.09	18	10:02.29
22	1:10.24	20	2:12.04	20	3:11.70	20	4:10.98	20	5:10.07	20	6:09.11	20	7:08.25	42	8:04.04 *1	42	9:11.29 *1	20	10:18.67
20	1:10.65	22	2:14.50	22	3:18.23	22	4:21.90	22	5:25.84	22	6:29.25	33	7:09.49 *1	71	8:04.53 *1	20	9:17.01	42	10:20.46 *1
1	1:12.81	1	2:17.23	1	3:20.83	1	4:24.30	1	5:27.82	1	6:30.95	22	7:33.00	20	8:07.33	33	9:25.80 *1	33	10:33.53 *1
42	1:15.27	42	2:24.20	42	3:32.71	42	4:41.37	42	5:49.50	42	6:57.37	1	7:34.22	33	8:16.77 *1	22	9:40.85	22	10:44.22
33	1:15.54	71	2:24.62	71	3:34.35	71	4:41.57	33	5:50.31	71	6:58.44	71	8:36.23	22	8:36.23	1	9:45.14	1	10:49.22
71	1:16.61	33	2:28.73	33	3:36.14	33	4:42.93	71	5:50.64					1	8:39.40				

Lap Chart

750 Motor Club 750 Trophy Series - Race 7

Lap 11		Lap 12		Lap 13		Lap 14		Lap 15		Lap 16		Lap 17		Lap 18		Lap 19		Lap 20		
No	Time	No	Time	No	Time	No	Time	No	Time	No	Time	No	Time	No	Time	No	Time	No	Time	
18	11:01.38	2	12:00.34	2	12:59.04	2	13:57.72													
2	11:01.41	18	12:00.66	18	13:00.17	18	13:58.83													
20	11:17.94	20	12:17.45	20	13:16.46	1	14:00.62 *1													
42	11:27.58 *1	42	12:35.40 *1	42	13:42.82 *1	20	14:16.13													
33	11:40.45 *1	33	12:47.82 *1	33	13:55.08 *1	42	14:49.96 *1													
22	11:48.39	22	12:52.07	22	13:56.53	22	15:00.17													
1	11:52.95	1	12:56.14			33	15:02.09 *1													

Lap Chart

750 Motor Club 750 Trophy Series - Race 7

Lap 1		Lap 2		Lap 3		Lap 4		Lap 5		Lap 6		Lap 7		Lap 8		Lap 9		Lap 10			
No	Time Behind	No	Time Behind	No	Time Behind	No	Time Behind	No	Time Behind	No	Time Behind	No	Time Behind	No	Time Behind	No	Time Behind	No	Time Behind		
2	1:06.35	2	59.37	2	58.70	2	58.61	2	58.85	2	59.41	2	59.21	18	59.46	2	1:00.16	2	1:00.58		
18	1:07.32	18	59.31	18	59.13	18	59.05	18	58.87	18	58.71	18	58.73	2	1:00.29	2	1:00.51	18	1:01.20	18	1:01.20
22	1:10.24	20	1:01.39	20	59.66	20	59.28	20	59.09	20	59.04	20	59.14	20	59.08	20	1:09.68	20	1:01.66	20	1:01.66
20	1:10.65	22	1:04.26	22	1:03.73	22	1:03.67	22	1:03.94	22	1:03.41	22	1:03.75	22	1:03.23	22	1:04.62	22	1:03.37	22	1:03.37
1	1:12.81	1	1:04.42	1	1:03.60	1	1:03.47	1	1:03.52	1	1:03.13	1	1:03.27	1	1:05.18	1	1:05.74	1	1:04.08	1	1:04.08
42	1:15.27	42	1:08.93	42	1:08.51	42	1:08.66	42	1:08.13	42	1:07.87	42	1:06.67	42	1:07.25	42	1:09.17	42	1:07.12	42	1:07.12
33	1:15.54	71	1:08.01	71	1:09.73	71	1:07.22	33	1:07.38	71	1:07.80	71	1:06.09	71	1:06.09	33	1:07.31	33	1:06.92	33	1:06.92
71	1:16.61	33	1:13.19	33	1:07.41	33	1:06.79	71	1:09.07	33	1:19.18	33	1:07.28	33	1:09.03	33	1:07.31	33	1:06.92	33	1:06.92

Lap Chart

750 Motor Club 750 Trophy Series - Race 7

Lap 11		Lap 12		Lap 13		Lap 14		Lap 15		Lap 16		Lap 17		Lap 18		Lap 19		Lap 20		
No	Time Behind	No	Time Behind	No	Time Behind	No	Time Behind	No	Time Behind	No	Time Behind	No	Time Behind	No	Time Behind	No	Time Behind	No	Time Behind	
18	59.09	2	58.93	2	58.70	2	58.68													
2	59.88	0.03	18	59.28	0.32	18	59.51	1.13	18	58.66	1.11									
20	59.27	16.56	20	59.51	17.11	20	59.01	17.42	20	59.67	18.41									
22	1:04.17	47.01	22	1:03.68	51.73	22	1:04.46	57.49	22	1:03.64	1:02.45									
1	1:03.73	51.57	1	1:03.19	55.80	1	1:04.48	1:01.58												
42	1:07.82	1:34.02	42	1:07.42	1:42.48	42	1:07.14	1:50.92												
33	1:07.37	1:46.44	33	1:07.26	1:54.74	33	1:07.01	2:03.05												