



Provisional Qualifying Times - P13

750MC Bike-Sports Championship

PI	No	CI	Name	Car	Laps	Time on Lap	Behind	MPH	
1	75	I	Paul STEELE	Radical SR3	9	1:27.82	7	89.65	
2	95	A2	Richard STABLES	Radical PR6 Prosport	9	1:27.86	9	0.04	89.61
3	25	A2	James BREAKELL	Radical PR6 Prosport	9	1:28.37	4	0.55	89.09
4	11	A2	Steve CAVE	JKS SRC10	9	1:31.78	9	3.96	85.78
5	74	A2	James ABBOTT	Radical PR6 Prosport	8	1:32.76	8	4.94	84.88
6	57	A2	Oliver COX	Radical SR4	8	1:34.14	8	6.32	83.63
7	21	C2	Kevin GOATER	Kellforms Retoga	5	1:41.67	4	13.85	77.44
8	27	C2	Joe JACKSON	Global GT	7	1:46.72	7	18.90	73.77
9	78	B2	Peter BROWN	Radical Clubsport	8	1:49.31	8	21.49	72.03

Weather / Track: Bright / Dry

Start Time : 10:23

Cadwell Park Full

11 Jul 10 10:39

Clerk of Course :	Time Issued :	Chief Timekeeper : Terry Stevens
-------------------	---------------	----------------------------------

THESE RESULTS REMAIN PROVISIONAL FOR A MINIMUM OF 30 MINUTES FROM THE TIME OF ISSUE AND UNTIL ALL JUDICIAL AND TECHNICAL MATTERS HAVE BEEN SETTLED.

Results produced on HS Sports Timing and Results Systems. Results online at www.750MC.co.uk

750MC Bike-Sports Championship

LAP TIMES - P13

11	Steve CAVE										
	Lap	1	2	3	4	5	6	7	8	9	10
	1	1:55.73	1:36.35	1:33.37	1:33.71	1:33.55	1:32.83	1:32.30	1:32.85	1:31.78	

21	Kevin GOATER										
	Lap	1	2	3	4	5	6	7	8	9	10
	1	2:07.77	1:48.54	1:44.40	1:41.67	1:43.05					

25	James BREAKELL										
	Lap	1	2	3	4	5	6	7	8	9	10
	1	1:54.99	1:35.83	1:29.63	1:28.37	1:30.02	1:29.22	1:29.11	2:38.49	1:34.16	

27	Joe JACKSON										
	Lap	1	2	3	4	5	6	7	8	9	10
	1	2:15.81	2:00.75	1:54.20	1:53.51	1:53.21	1:47.52	1:46.72			


57	Oliver COX										
	Lap	1	2	3	4	5	6	7	8	9	10
	1	2:09.23	1:43.99	1:38.25	1:38.16	1:35.04	1:34.75	1:34.74	1:34.14		

74	James ABBOTT										
	Lap	1	2	3	4	5	6	7	8	9	10
	1	2:01.89	1:47.32	1:40.66	1:41.63	1:36.43	1:35.24	1:35.69	1:32.76		

75	Paul STEELE										
	Lap	1	2	3	4	5	6	7	8	9	10
	1	1:45.38	1:31.23	1:29.37	1:29.59	1:28.19	1:33.47	1:27.82	1:32.25	1:28.58	

78	Peter BROWN										
	Lap	1	2	3	4	5	6	7	8	9	10
	1	1:56.16	1:52.05	1:50.83	1:51.64	1:51.87	1:50.71	1:50.45	1:49.31		

95	Richard STABLES										
	Lap	1	2	3	4	5	6	7	8	9	10
	1	1:58.60	1:32.45	1:29.97	1:28.96	1:43.39	1:28.96	1:27.87	1:27.98	1:27.86	




RACE GRID



750MC Bike-Sports Championship

Race 19

ROW 6		
ROW 5		78 01:49.310 Peter BROWN
ROW 4	27 01:46.720 Joe JACKSON	21 01:41.670 Kevin GOATER
ROW 3	57 01:34.140 Oliver COX	74 01:32.760 James ABBOTT
ROW 2	11 01:31.780 Steve CAVE	25 01:28.370 James BREAKELL
ROW 1	95 01:27.860 Richard STABLES	75 01:27.820 Paul STEELE
POLE		





Provisional Results - Race 19

750MC Bike-Sports Championship

Pl	No	Cl	Name	Car	Laps	Time	Behind	MPH	Best Lap on	MPH
1	95	A2	Richard STABLES	Radical PR6 Prosport	13	19:22.77		88.02	1:27.41	12 90.07
2	25	A2	James BREAKELL	Radical PR6 Prosport	13	19:23.21	0.44	87.99	1:27.34	12 90.14
3	75	I	Paul STEELE	Radical SR3	13	19:58.04	35.27	85.43	1:28.36	3 89.10
4	11	A2	Steve CAVE	JKS SRC10	13	20:07.25	44.48	84.78	1:31.35	12 86.19
5	74	A2	James ABBOTT	Radical PR6 Prosport	13	20:07.62	44.85	84.75	1:30.66	8 86.84
6	57	A2	Oliver COX	Radical SR4	13	20:50.79	1:28.02	81.83	1:33.85	13 83.89
7	27	C2	Joe JACKSON	Global GT	11	19:35.48	2 Laps	73.68	1:42.33	10 76.94
8	78	B2	Peter BROWN	Radical Clubsport	11	19:38.49	2 Laps	73.49	1:44.72	5 75.18

Non-Starters

21 C2 Kevin GOATER Kellforms Retoga

Fastest Lap

25	A2	James BREAKELL	Radical PR6 Prosport	1:27.34	12	90.14	Rec
75	I	Paul STEELE	Radical SR3	1:28.36	3	89.10	
27	C2	Joe JACKSON	Global GT	1:42.33	10	76.94	Rec
78	B2	Peter BROWN	Radical Clubsport	1:44.72	5	75.18	Rec

Weather / Track: Sunny / Dry

Start Time : 14:36

Cadwell Park Full

11 Jul 10 14:57

Clerk of Course :	Time Issued :	Chief Timekeeper : Terry Stevens
-------------------	---------------	----------------------------------

THESE RESULTS REMAIN PROVISIONAL FOR A MINIMUM OF 30 MINUTES FROM THE TIME OF ISSUE AND UNTIL ALL JUDICIAL AND TECHNICAL MATTERS HAVE BEEN SETTLED

Results produced on HS Sports Timing and Results Systems. Results online at www.750MC.co.uk

750MC Bike-Sports Championship

LAP TIMES - Race 19

11 Steve CAVE

Lap	1	2	3	4	5	6	7	8	9	10
1	1:35.51	1:33.23	1:31.91	1:33.20	1:33.52	1:33.42	1:33.32	1:31.92	1:31.86	1:31.50
11	1:31.41	1:31.35	1:32.59							

25 James BREAKELL

Lap	1	2	3	4	5	6	7	8	9	10
1	1:35.92	1:29.73	1:29.06	1:30.32	1:29.76	1:27.72	1:30.93	1:27.54	1:27.83	1:27.57
11	1:27.64	1:27.34	1:29.23							

27 Joe JACKSON

Lap	1	2	3	4	5	6	7	8	9	10
1	1:47.55	1:45.44	1:44.99	1:45.12	1:42.56	1:45.73	1:42.98	1:45.67	1:42.99	1:42.33
11	2:02.36									

57 Oliver COX

Lap	1	2	3	4	5	6	7	8	9	10
1	1:40.94	1:38.65	1:36.08	1:35.70	1:35.19	1:35.37	1:35.06	1:33.89	1:34.56	1:34.96
11	1:35.81	1:37.26	1:33.85							

74 James ABBOTT

Lap	1	2	3	4	5	6	7	8	9	10
1	1:36.81	1:32.78	1:30.93	1:32.46	1:33.34	1:34.39	1:34.19	1:30.66	1:31.79	1:31.60
11	1:31.31	1:31.24	1:32.46							

75 Paul STEELE

Lap	1	2	3	4	5	6	7	8	9	10
1	1:37.20	1:38.93	1:28.36	1:30.71	1:32.97	1:33.37	1:30.96	1:30.03	1:31.91	1:29.43
11	1:30.07	1:30.32	1:31.58							

78 Peter BROWN

Lap	1	2	3	4	5	6	7	8	9	10
1	1:47.36	1:46.51	1:47.24	1:46.52	1:44.72	1:45.78	1:46.23	1:47.23	1:47.75	1:47.05
11	1:47.68									

95 Richard STABLES

Lap	1	2	3	4	5	6	7	8	9	10
1	1:37.23	1:31.64	1:28.45	1:28.34	1:28.62	1:27.75	1:29.81	1:28.13	1:27.94	1:27.51
11	1:27.90	1:27.41	1:29.60							

Lap Chart

750MC Bike-Sports Championship - Race 19

Lap 1		Lap 2		Lap 3		Lap 4		Lap 5		Lap 6		Lap 7		Lap 8		Lap 9		Lap 10	
No	Time	No	Time	No	Time	No	Time	No	Time	No	Time	No	Time	No	Time	No	Time	No	Time
11	1:38.02	25	3:08.27	25	4:37.33	25	6:07.65	95	7:36.72	95	9:04.47	95	10:34.28	95	12:02.41	95	13:30.35	95	14:57.86
25	1:38.54	11	3:11.25	95	4:39.76	95	6:08.10	25	7:37.41	25	9:05.13	25	10:36.06	25	12:03.60	25	13:31.43	25	14:59.00
75	1:39.40	95	3:11.31	11	4:43.16	11	6:16.36	11	7:49.88	11	9:23.30	27	10:39.15 *1	27	12:22.13 *1	75	13:56.64	75	15:26.07
95	1:39.67	74	3:13.25	74	4:44.18	74	6:16.64	74	7:49.98	75	9:23.74	78	10:42.55 *1	75	12:24.73	11	14:00.40	11	15:31.90
74	1:40.47	75	3:18.33	75	4:46.69	75	6:17.40	75	7:50.37	74	9:24.37	75	10:54.70	11	12:28.54	74	14:01.01	74	15:32.61
57	1:44.41	57	3:23.06	57	4:59.14	57	6:34.84	57	8:10.03	57	9:45.40	11	10:56.62	78	12:28.78 *1	27	14:07.80 *1	27	15:50.79 *1
78	1:51.78	78	3:38.29	78	5:25.53	27	7:10.86	27	8:53.42	74	10:58.56	74	12:29.22	78	14:16.01 *1	78	16:03.76 *1	78	16:03.76 *1
27	1:55.31	27	3:40.75	27	5:25.74	78	7:12.05	78	8:56.77	57	11:20.46	57	12:54.35	57	14:28.91	57	16:03.87	57	16:03.87

Lap Chart

750MC Bike-Sports Championship - Race 19

Lap 11		Lap 12		Lap 13		Lap 14		Lap 15		Lap 16		Lap 17		Lap 18		Lap 19		Lap 20	
No	Time	No	Time	No	Time	No	Time	No	Time	No	Time	No	Time	No	Time	No	Time	No	Time
95	16:25.76	95	17:53.17	95	19:22.77														
25	16:26.64	25	17:53.98	25	19:23.21														
75	16:56.14	75	18:26.46	27	19:35.48 *2														
11	17:03.31	11	18:34.66	78	19:38.49 *2														
74	17:03.92	74	18:35.16	75	19:58.04														
27	17:33.12 *1	57	19:16.94	11	20:07.25														
57	17:39.68			74	20:07.62														
78	17:50.81 *1			57	20:50.79														



2nd Best Qualifying Times

750MC Bike-Sports Championship

Pos	No	Cl	Name	Car	Time
1	95	A2	Richard STABLES	Radical PR6 Prosport	1:27.87
2	75	I	Paul STEELE	Radical SR3	1:28.19
3	25	A2	James BREAKELL	Radical PR6 Prosport	1:29.11
4	11	A2	Steve CAVE	JKS SRC10	1:32.30
5	57	A2	Oliver COX	Radical SR4	1:34.74
6	74	A2	James ABBOTT	Radical PR6 Prosport	1:35.24
7	21	C2	Kevin GOATER	Kellforms Retoga	1:43.05
8	27	C2	Joe JACKSON	Global GT	1:47.52
9	78	B2	Peter BROWN	Radical Clubsport	1:50.45


11 Jul 10 10:41

Clerk of Course:


Time Issued:

Chief Timekeeper:

THESE RESULTS REMAIN PROVISIONAL FOR A MINIMUM OF 30 MINUTES FROM THE TIME OF ISSUE




RACE GRID



750MC Bike-Sports Championship

Race 24

ROW 6		
ROW 5		78 01:50.450 Peter BROWN
ROW 4	27 01:47.520 Joe JACKSON	21 01:43.050 Kevin GOATER
ROW 3	74 01:35.240 James ABBOTT	57 01:34.740 Oliver COX
ROW 2	11 01:32.300 Steve CAVE	25 01:29.110 James BREAKELL
ROW 1	75 01:28.190 Paul STEELE	95 01:27.870 Richard STABLES
POLE		





Provisional Results - Race 24

750MC Bike-Sports Championship

Pl	No	Cl	Name	Car	Laps	Time	Behind	MPH	Best Lap on	MPH
1	25	A2	James BREAKELL	Radical PR6 Prosport	14	20:41.54		88.78	1:27.63	5 89.85
2	95	A2	Richard STABLES	Radical PR6 Prosport	14	20:57.71	16.17	87.64	1:28.55	12 88.91
3	74	A2	James ABBOTT	Radical PR6 Prosport	14	21:20.63	39.09	86.07	1:27.86	11 89.61
4	11	A2	Steve CAVE	JKS SRC10	14	21:35.68	54.14	85.07	1:31.18	5 86.35
5	57	A2	Oliver COX	Radical SR4	13	21:03.09	1 Lap	81.03	1:33.17	10 84.50
6	27	C2	Joe JACKSON	Global GT	13	21:40.79	1 Lap	78.68	1:36.49	10 81.60
7	78	B2	Peter BROWN	Radical Clubsport	12	21:04.93	2 Laps	74.69	1:41.89	12 77.27

Non-Starters

21	C2	Kevin GOATER	Kellforms Retoga
75	I	Paul STEELE	Radical SR3

Fastest Lap

25	A2	James BREAKELL	Radical PR6 Prosport	1:27.63	5	89.85
27	C2	Joe JACKSON	Global GT	1:36.49	10	81.60 Rec
78	B2	Peter BROWN	Radical Clubsport	1:41.89	12	77.27 Rec

Weather / Track: Bright / Dry

Start Time : 17:14

Cadwell Park Full

11 Jul 10 17:35

Clerk of Course :	Time Issued :	Chief Timekeeper : Terry Stevens
-------------------	---------------	----------------------------------

THESE RESULTS REMAIN PROVISIONAL FOR A MINIMUM OF 30 MINUTES FROM THE TIME OF ISSUE AND UNTIL ALL JUDICIAL AND TECHNICAL MATTERS HAVE BEEN SETTLED

Results produced on HS Sports Timing and Results Systems. Results online at www.750MC.co.uk

750MC Bike-Sports Championship

LAP TIMES - Race 24

11 Steve CAVE

Lap	1	2	3	4	5	6	7	8	9	10
1	1:35.39	1:32.34	1:32.81	1:32.42	1:31.18	1:32.06	1:32.35	1:32.37	1:32.41	1:31.30
11	1:31.69	1:31.75	1:31.65	1:33.09						

25 James BREAKELL

Lap	1	2	3	4	5	6	7	8	9	10
1	1:32.74	1:28.23	1:28.14	1:28.04	1:27.63	1:27.76	1:29.06	1:28.22	1:28.14	1:28.04
11	1:27.64	1:28.00	1:28.21	1:29.05						

27 Joe JACKSON

Lap	1	2	3	4	5	6	7	8	9	10
1	1:42.91	1:41.78	1:39.77	1:40.57	1:37.98	1:37.77	1:37.43	1:39.10	1:40.63	1:36.49
11	1:37.04	1:40.55	1:40.27							

57 Oliver COX

Lap	1	2	3	4	5	6	7	8	9	10
1	1:38.89	1:37.61	1:33.79	1:34.40	1:34.27	1:34.33	1:34.86	1:33.27	1:33.68	1:33.17
11	1:48.72	1:41.65	1:40.87							

74 James ABBOTT

Lap	1	2	3	4	5	6	7	8	9	10
1	1:37.65	1:33.43	1:29.86	1:29.11	1:28.88	1:31.14	1:32.43	1:32.37	1:32.35	1:28.53
11	1:27.86	1:27.94	1:29.40	1:30.64						

78 Peter BROWN

Lap	1	2	3	4	5	6	7	8	9	10
1	1:46.05	1:44.12	1:44.33	1:46.17	1:46.80	1:45.71	1:44.35	1:44.70	1:45.01	1:45.32
11	1:46.12	1:41.89								

95 Richard STABLES

Lap	1	2	3	4	5	6	7	8	9	10
1	1:33.93	1:29.25	1:29.22	1:28.85	1:28.66	1:29.45	1:30.30	1:29.13	1:28.77	1:29.89
11	1:28.90	1:28.55	1:28.88	1:31.51						

Lap Chart

750MC Bike-Sports Championship - Race 24

Lap 1		Lap 2		Lap 3		Lap 4		Lap 5		Lap 6		Lap 7		Lap 8		Lap 9		Lap 10	
No	Time	No	Time	No	Time	No	Time	No	Time	No	Time	No	Time	No	Time	No	Time	No	Time
25	1:35.38	25	3:03.61	25	4:31.75	25	5:59.79	25	7:27.42	25	8:55.18	25	10:24.24	25	11:52.46	25	13:20.60	25	14:48.64
95	1:36.35	95	3:05.60	95	4:34.82	95	6:03.67	95	7:32.33	95	9:01.78	95	10:32.08	95	12:01.21	27	13:25.81 *1	95	14:59.87
11	1:38.26	11	3:10.60	11	4:43.41	11	6:15.83	11	7:47.01	11	9:19.07	78	10:37.54 *1	78	12:21.89 *1	95	13:29.98	27	15:06.44 *1
57	1:42.47	57	3:20.08	74	4:49.98	74	6:19.09	74	7:47.97	74	9:19.11	11	10:51.42	11	12:23.79	11	13:56.20	74	15:24.79
74	1:46.69	74	3:20.12	57	4:53.87	57	6:28.27	57	8:02.54	57	9:36.87	74	10:51.54	74	12:23.91	74	13:56.26	11	15:27.50
78	1:50.41	27	3:33.19	27	5:12.96	27	6:53.53	27	8:31.51	27	10:09.28	57	11:11.73	57	12:45.00	78	14:06.59 *1	78	15:51.60 *1
27	1:51.41	78	3:34.53	78	5:18.86	78	7:05.03	78	8:51.83			27	11:46.71			57	14:18.68	57	15:51.85

Lap Chart

750MC Bike-Sports Championship - Race 24

Lap 11		Lap 12		Lap 13		Lap 14		Lap 15		Lap 16		Lap 17		Lap 18		Lap 19		Lap 20	
No	Time	No	Time	No	Time	No	Time	No	Time	No	Time	No	Time	No	Time	No	Time	No	Time
25	16:16.28	25	17:44.28	25	19:12.49	25	20:41.54												
95	16:28.77	95	17:57.32	57	19:22.22 *1	95	20:57.71												
27	16:42.93 *1	27	18:19.97 *1	78	19:23.04 *2	57	21:03.09 *1												
74	16:52.65	74	18:20.59	95	19:26.20	78	21:04.93 *2												
11	16:59.19	11	18:30.94	74	19:49.99	74	21:20.63												
78	17:36.92 *1			27	20:00.52 *1	11	21:35.68												
57	17:40.57			11	20:02.59	27	21:40.79 *1												