



## P5 - Provisional Qualifying Times for Race 4

### 750MC Kit Car Championship plus Sports Racing & GT Challenge

PI	No	CI	Name	Car	Laps	Time on Lap	Behind	MPH	
1	1	KA	Andy HILEY	Taydec Mk2	14	1:04.00	14	92.28	
2	16	KA	Paul BOYD	Eclipse SM1	14	1:04.07	12	0.07	92.18
3	41	KA	Clive HUDSON	Eclipse SM1 2009	14	1:04.17	13	0.17	92.03
4	65	SRA	John PLANT	Allard J2	13	1:05.85	13	1.85	89.69
5	38	KB	David CALDECOURT	Sylva Phoenix	14	1:06.27	11	2.27	89.12
6	7	KA	John MOORE	Sylva Phoenix	8	1:06.50	4	2.50	88.81
7	5	KB	Anton LANDON	Cyana MX500R	13	1:06.65	12	2.65	88.61
8	21	KB	Adrian COOPER	Procomp LA Gold	13	1:06.85	5	2.85	88.34
9	6	KA	Nigel BROWN	Sylva Phoenix	13	1:07.09	13	3.09	88.03
10	10	KB	Guy HUSSEY	RAW Striker	13	1:07.59	11	3.59	87.38
11	55	SRC	Ken PATON	Jaguar D Type	13	1:07.77	11	3.77	87.14
12	32	KB	Paul COOPER	Raw Striker	13	1:07.81	12	3.81	87.09
13	45	KD	Andrew LANCASTER	Locost	12	1:08.15	12	4.15	86.66
14	22	SRC	Martin TYMAN	Taydec Mk2	13	1:08.24	9	4.24	86.54
15	9	KC	Trevor CLARKE	Westfield Zetec	13	1:08.25	12	4.25	86.53
16	54	SRB	Robert FROST	Dax Tojiero	12	1:09.75	9	5.75	84.67
17	69	KD	Gary DAVISON	Tiger R10	13	1:10.84	11	6.84	83.37
18	35	SRD	Cheng LIM	Lotus Espirit	12	1:14.17	8	10.17	79.63
19	44	SRD	Paul RICHARDSON	Lotus 23 Tiger	11	1:15.21	11	11.21	78.52

Weather / Track: Bright / Dry

Start Time : 10:27

Silverstone National

27 Aug 11 10:50

Clerk of Course :	Time Issued :	Chief Timekeeper : Terry Stevens
-------------------	---------------	----------------------------------

THESE RESULTS REMAIN PROVISIONAL FOR A MINIMUM OF 30 MINUTES FROM THE TIME OF ISSUE AND UNTIL ALL JUDICIAL AND TECHNICAL MATTERS HAVE BEEN SETTLED.

Results produced on HS Sports Timing and Results Systems. Results online at [www.750MC.co.uk](http://www.750MC.co.uk)

# 750MC Kit Car Championship plus Sports Racing & GT Challenge

## LAP TIMES - P5 - Provisional Qualifying Times for Race 4

---

<b>1</b>	<b>Andy HILEY</b>									
<b>Lap</b>	<b>1</b>	<b>2</b>	<b>3</b>	<b>4</b>	<b>5</b>	<b>6</b>	<b>7</b>	<b>8</b>	<b>9</b>	<b>10</b>
1	1:09.81	1:06.14	1:04.99	1:04.85	1:04.90	1:05.20	1:04.65	1:04.84	1:04.12	1:07.19
11	1:04.16	1:07.56	1:05.63	1:04.00						

---

<b>5</b>	<b>Anton LANDON</b>									
<b>Lap</b>	<b>1</b>	<b>2</b>	<b>3</b>	<b>4</b>	<b>5</b>	<b>6</b>	<b>7</b>	<b>8</b>	<b>9</b>	<b>10</b>
1	1:14.65	1:09.88	1:12.59	1:07.56	1:08.48	1:08.06	1:06.95	1:09.00	1:10.07	1:07.32
11	1:08.94	1:06.65	1:06.94							

---

<b>6</b>	<b>Nigel BROWN</b>									
<b>Lap</b>	<b>1</b>	<b>2</b>	<b>3</b>	<b>4</b>	<b>5</b>	<b>6</b>	<b>7</b>	<b>8</b>	<b>9</b>	<b>10</b>
1	1:16.45	1:09.93	1:09.02	1:09.58	1:07.72	1:07.41	1:07.59	1:07.64	1:07.81	1:07.42
11	1:09.21	1:07.44	1:07.09							

---

<b>7</b>	<b>John MOORE</b>									
<b>Lap</b>	<b>1</b>	<b>2</b>	<b>3</b>	<b>4</b>	<b>5</b>	<b>6</b>	<b>7</b>	<b>8</b>	<b>9</b>	<b>10</b>
1	1:10.01	1:10.45	1:06.82	1:06.50	1:08.00	1:07.85	1:13.87	1:29.45		

---

<b>9</b>	<b>Trevor CLARKE</b>									
<b>Lap</b>	<b>1</b>	<b>2</b>	<b>3</b>	<b>4</b>	<b>5</b>	<b>6</b>	<b>7</b>	<b>8</b>	<b>9</b>	<b>10</b>
1	1:11.32	1:10.80	1:09.47	1:08.73	1:09.02	1:09.32	1:08.78	1:09.74	1:08.55	1:08.75
11	1:09.56	1:08.25	1:08.43							

---

<b>10</b>	<b>Guy HUSSEY</b>									
<b>Lap</b>	<b>1</b>	<b>2</b>	<b>3</b>	<b>4</b>	<b>5</b>	<b>6</b>	<b>7</b>	<b>8</b>	<b>9</b>	<b>10</b>
1	1:11.96	1:11.63	1:23.62	1:09.98	1:08.52	1:07.90	1:14.78	1:08.21	1:08.03	1:07.69
11	1:07.59	1:09.53	1:08.42							

---

<b>16</b>	<b>Paul BOYD</b>									
<b>Lap</b>	<b>1</b>	<b>2</b>	<b>3</b>	<b>4</b>	<b>5</b>	<b>6</b>	<b>7</b>	<b>8</b>	<b>9</b>	<b>10</b>
1	1:11.03	1:10.26	1:05.92	1:05.25	1:04.65	1:05.05	1:04.42	1:06.54	1:05.48	1:04.50
11	1:04.94	1:04.07	1:04.96	1:06.10						

---

<b>21</b>	<b>Adrian COOPER</b>									
<b>Lap</b>	<b>1</b>	<b>2</b>	<b>3</b>	<b>4</b>	<b>5</b>	<b>6</b>	<b>7</b>	<b>8</b>	<b>9</b>	<b>10</b>
1	1:19.56	1:13.10	1:11.40	1:08.54	1:06.85	1:08.61	1:07.29	1:08.21	1:08.40	1:14.58
11	1:12.35	1:10.99	1:14.41							

---


<b>22</b>	<b>Martin TYMAN</b>									
<b>Lap</b>	<b>1</b>	<b>2</b>	<b>3</b>	<b>4</b>	<b>5</b>	<b>6</b>	<b>7</b>	<b>8</b>	<b>9</b>	<b>10</b>
1	1:15.41	1:10.74	1:09.56	1:09.48	1:09.01	1:09.50	1:10.80	1:08.39	1:08.24	1:08.75
11	1:08.34	1:09.14	1:17.91							

---


<b>32</b>	<b>Paul COOPER</b>									
<b>Lap</b>	<b>1</b>	<b>2</b>	<b>3</b>	<b>4</b>	<b>5</b>	<b>6</b>	<b>7</b>	<b>8</b>	<b>9</b>	<b>10</b>
1	1:17.68	1:11.75	1:12.78	1:10.73	1:09.81	1:09.74	1:11.38	1:09.59	1:09.16	1:08.83
11	1:08.36	1:07.81	1:09.23							

---

<b>35</b>	<b>Cheng LIM</b>									
<b>Lap</b>	<b>1</b>	<b>2</b>	<b>3</b>	<b>4</b>	<b>5</b>	<b>6</b>	<b>7</b>	<b>8</b>	<b>9</b>	<b>10</b>
1	1:18.49	1:14.63	1:21.13	1:21.90	1:15.11	1:14.47	1:22.39	1:14.17	1:18.09	1:15.13
11	1:15.59	1:15.71								
<b>38</b>	<b>David CALDECOURT</b>									
<b>Lap</b>	<b>1</b>	<b>2</b>	<b>3</b>	<b>4</b>	<b>5</b>	<b>6</b>	<b>7</b>	<b>8</b>	<b>9</b>	<b>10</b>
1	1:10.25	1:07.98	1:08.27	1:06.56	1:06.47	1:06.98	1:06.28	1:06.88	1:07.81	1:07.41
11	1:06.27	1:06.31	1:10.97	1:08.67						
<b>41</b>	<b>Clive HUDSON</b>									
<b>Lap</b>	<b>1</b>	<b>2</b>	<b>3</b>	<b>4</b>	<b>5</b>	<b>6</b>	<b>7</b>	<b>8</b>	<b>9</b>	<b>10</b>
1	1:10.63	1:07.49	1:06.12	1:06.18	1:04.79	1:05.04	1:04.42	1:04.42	1:04.47	1:05.60
11	1:04.48	1:05.02	1:04.17	1:05.33						
<b>44</b>	<b>Paul RICHARDSON</b>									
<b>Lap</b>	<b>1</b>	<b>2</b>	<b>3</b>	<b>4</b>	<b>5</b>	<b>6</b>	<b>7</b>	<b>8</b>	<b>9</b>	<b>10</b>
1	1:15.71	1:37.41	1:35.97	1:17.39	1:17.01	1:18.46	1:16.92	1:16.88	1:36.92	1:19.03
11	1:15.21									
<b>45</b>	<b>Andrew LANCASTER</b>									
<b>Lap</b>	<b>1</b>	<b>2</b>	<b>3</b>	<b>4</b>	<b>5</b>	<b>6</b>	<b>7</b>	<b>8</b>	<b>9</b>	<b>10</b>
1	1:16.63	1:12.84	1:23.40	1:11.50	1:09.31	1:09.33	1:10.16	1:10.84	1:12.91	1:08.38
11	1:08.46	1:08.15								
<b>54</b>	<b>Robert FROST</b>									
<b>Lap</b>	<b>1</b>	<b>2</b>	<b>3</b>	<b>4</b>	<b>5</b>	<b>6</b>	<b>7</b>	<b>8</b>	<b>9</b>	<b>10</b>
1	1:18.70	1:14.67	1:12.54	1:11.81	1:12.20	1:12.18	1:14.50	1:11.18	1:09.75	1:10.74
11	1:10.74	1:10.74								
<b>55</b>	<b>Ken PATON</b>									
<b>Lap</b>	<b>1</b>	<b>2</b>	<b>3</b>	<b>4</b>	<b>5</b>	<b>6</b>	<b>7</b>	<b>8</b>	<b>9</b>	<b>10</b>
1	1:18.82	1:14.58	1:09.52	1:09.08	1:09.94	1:10.29	1:13.13	1:09.07	1:08.96	1:08.43
11	1:07.77	1:07.81	1:07.87							
<b>65</b>	<b>John PLANT</b>									
<b>Lap</b>	<b>1</b>	<b>2</b>	<b>3</b>	<b>4</b>	<b>5</b>	<b>6</b>	<b>7</b>	<b>8</b>	<b>9</b>	<b>10</b>
1	1:13.76	1:10.87	1:09.16	1:08.60	1:08.26	1:08.69	1:09.62	1:08.41	1:09.04	1:07.61
11	1:13.49	1:06.42	1:05.85							
<b>69</b>	<b>Gary DAVISON</b>									
<b>Lap</b>	<b>1</b>	<b>2</b>	<b>3</b>	<b>4</b>	<b>5</b>	<b>6</b>	<b>7</b>	<b>8</b>	<b>9</b>	<b>10</b>
1	1:16.23	1:12.42	1:13.48	1:12.07	1:14.80	1:10.88	1:11.55	1:14.22	1:11.48	1:13.00
11	1:10.84	1:12.21	1:11.63							




# RACE GRID



## 750MC Kit Car Championship plus Sports Racing & GT Challenge

### Race 4

ROW 10		<b>44</b> 01:15.210 Paul RICHARDSON	
		19	20
ROW 9	<b>69</b> 01:10.840 Gary DAVISON		<b>35</b> 01:14.170 Cheng LIM
	17		18
ROW 8		<b>9</b> 01:08.250 Trevor CLARKE	<b>54</b> 01:09.750 Robert FROST
		15	16
ROW 7	<b>45</b> 01:08.150 Andrew LANCASTER		<b>22</b> 01:08.240 Martin TYMAN
	13		14
ROW 6		<b>55</b> 01:07.770 Ken PATON	<b>32</b> 01:07.810 Paul COOPER
		11	12
ROW 5	<b>6</b> 01:07.090 Nigel BROWN		<b>10</b> 01:07.590 Guy HUSSEY
	9		10
ROW 4		<b>5</b> 01:06.650 Anton LANDON	<b>21</b> 01:06.850 Adrian COOPER
		7	8
ROW 3	<b>38</b> 01:06.270 David CALDECOURT		<b>7</b> 01:06.500 John MOORE
	5		6
ROW 2		<b>41</b> 01:04.170 Clive HUDSON	<b>65</b> 01:05.850 John PLANT
		3	4
ROW 1	<b>1</b> 01:04.000 Andy HILEY		<b>16</b> 01:04.070 Paul BOYD
	1		2
	<b>POLE</b>		





## Provisional Results - Race 4

### 750MC Kit Car Championship plus Sports Racing & GT Challenge

PI	No	Cl	Name	Car	Laps	Time	Behind	MPH	Best Lap on	MPH
1	1	KA	Andy HILEY	Taydec Mk2	11	14:37.00		74.08	1:18.85	9 74.90
2	32	KB	Paul COOPER	Raw Striker	11	15:03.34	26.34	71.92	1:19.72	11 74.08
3	10	KB	Guy HUSSEY	RAW Striker	11	15:03.60	26.60	71.89	1:20.25	11 73.59
4	41	KA	Clive HUDSON	Eclipse SM1 2009	11	15:19.43	42.43	70.66	1:19.36	10 74.42
5	5	KB	Anton LANDON	Cyana MX500R	11	15:20.86	43.86	70.55	1:19.04	10 74.72
6	38	KB	David CALDECOURT	Sylva Phoenix	11	15:24.66	47.66	70.26	1:20.13	9 73.70
7	65	SRA	John PLANT	Allard J2	11	15:37.06	1:00.06	69.33	1:22.99	9 71.16
8	16	KA	Paul BOYD	Eclipse SM1	11	15:37.21	1:00.21	69.32	1:18.99	10 74.77
9	9	KC	Trevor CLARKE	Westfield Zetec	11	15:46.98	1:09.98	68.60	1:21.19	9 72.74
10	55	SRC	Ken PATON	Jaguar D Type	11	15:54.43	1:17.43	68.07	1:24.53	11 69.87
11	35	SRD	Cheng LIM	Lotus Espirit	11	15:56.99	1:19.99	67.88	1:24.08	10 70.24
12	54	SRB	Robert FROST	Dax Tojiero	10	14:38.77	1 Lap	67.21	1:23.68	8 70.58
13	6	KA	Nigel BROWN	Sylva Phoenix	10	14:40.02	1 Lap	67.11	1:25.01	9 69.47
14	44	SRD	Paul RICHARDSON	Lotus 23 Tiger	10	14:52.06	1 Lap	66.20	1:25.55	8 69.03
15	69	KD	Gary DAVISON	Tiger R10	10	14:54.47	1 Lap	66.03	1:24.79	2 69.65

#### Not-Classified

21	KB	Adrian COOPER	Procomp LA Gold	10	13:54.22	DNF	70.79	1:19.17	10 74.60
22	SRC	Martin TYMAN	Taydec Mk2	6	9:55.49	DNF	59.51	1:24.66	4 69.76
7	KA	John MOORE	Sylva Phoenix	2	3:20.39	DNF	58.94	1:33.26	1 63.33

#### Non-Starters

45 KD Andrew LANCASTER Locost

#### Fastest Lap

1	KA	Andy HILEY	Taydec Mk2					1:18.85	9 74.90
5	KB	Anton LANDON	Cyana MX500R					1:19.04	10 74.72
9	KC	Trevor CLARKE	Westfield Zetec					1:21.19	9 72.74
65	SRA	John PLANT	Allard J2					1:22.99	9 71.16
54	SRB	Robert FROST	Dax Tojiero					1:23.68	8 70.58
35	SRD	Cheng LIM	Lotus Espirit					1:24.08	10 70.24
55	SRC	Ken PATON	Jaguar D Type					1:24.53	11 69.87
69	KD	Gary DAVISON	Tiger R10					1:24.79	2 69.65

Weather / Track: Bright / Wet

Start Time : 14:19

Silverstone National

27 Aug 11 14:38

Clerk of Course :	Time Issued :	Chief Timekeeper : Terry Stevens
-------------------	---------------	----------------------------------

THESE RESULTS REMAIN PROVISIONAL FOR A MINIMUM OF 30 MINUTES FROM THE TIME OF ISSUE AND UNTIL ALL JUDICIAL AND TECHNICAL MATTERS HAVE BEEN SETTLED.

Results produced on HS Sports Timing and Results Systems

# Lap Chart

## 750MC Kit Car Championship plus Sports Racing & GT Challenge - Race 4

Lap 1		Lap 2		Lap 3		Lap 4		Lap 5		Lap 6		Lap 7		Lap 8		Lap 9		Lap 10	
No	Time	No	Time	No	Time	No	Time	No	Time	No	Time	No	Time	No	Time	No	Time	No	Time
1	1:21.01	1	2:40.82	1	4:01.04	1	5:21.00	1	6:40.45	1	7:59.54	1	9:19.28	1	10:38.89	1	11:57.74	1	13:17.00
21	1:26.42	21	2:50.02	21	4:12.21	10	5:35.20	10	6:57.15	10	8:18.24	10	9:39.75	10	11:00.80	69	12:03.99 *1	44	13:24.78 *1
32	1:28.10	10	2:51.11	10	4:13.15	32	5:35.97	32	6:58.28	32	8:19.97	32	9:40.75	32	11:00.97	32	12:22.22	69	13:29.35 *1
5	1:28.32	32	2:51.26	32	4:13.91	21	5:38.76	21	6:59.97	21	8:26.40	21	9:51.11	21	11:13.80	10	12:22.65	10	13:43.35
10	1:28.59	41	2:54.97	41	4:18.17	65	5:50.52	65	7:15.35	38	8:36.40	22	9:55.49 *1	41	11:19.21	21	12:35.05	32	13:43.62
41	1:32.01	65	2:58.07	65	4:23.95	41	5:50.84	41	7:15.62	41	8:37.70	38	9:57.43	38	11:21.09	41	12:39.53	21	13:54.22
65	1:32.92	69	2:58.34	5	4:26.13	5	5:51.40	38	7:15.85	65	8:40.18	41	9:58.83	5	11:21.80	38	12:41.22	41	13:58.89
38	1:33.21	55	3:00.65	55	4:28.42	55	5:53.00	5	7:16.56	5	8:40.42	5	10:01.44	65	11:26.34	5	12:41.96	5	14:01.00
7	1:33.26	5	3:01.52	54	4:29.28	38	5:53.10	55	7:19.10	55	8:47.81	65	10:03.30	16	11:35.43	65	12:49.33	38	14:02.32
69	1:33.55	54	3:02.53	38	4:29.42	54	5:54.51	54	7:20.78	35	8:48.41	16	10:11.79	9	11:39.06	16	12:58.45	65	14:13.50
6	1:34.34	6	3:03.54	6	4:31.03	35	5:56.64	35	7:23.13	16	8:50.53	55	10:14.99	55	11:39.93	9	13:00.25	16	14:17.44
44	1:34.53	35	3:04.00	35	4:31.49	44	5:59.20	44	7:25.97	9	8:51.81	35	10:15.11	35	11:40.30	55	13:04.80	9	14:22.94
55	1:34.54	44	3:04.38	44	4:33.33	6	6:00.84	6	7:26.52	44	8:54.59	9	10:16.19	44	11:46.69	35	13:05.06	35	14:29.14
35	1:34.95	38	3:05.18	9	4:37.96	9	6:02.33	9	7:26.95	6	8:55.71	44	10:21.14	6	11:48.01	6	13:13.02	55	14:29.90
54	1:35.73	9	3:09.99	22	4:38.02	22	6:02.68	16	7:28.51	54	8:59.45	6	10:21.94	54	11:49.67	54	13:14.03		
9	1:37.58	22	3:11.01	16	4:46.06	16	6:07.88	69	7:42.80	69	9:10.19	54	10:25.99						
22	1:43.34	7	3:20.39	69	4:47.54	69	6:13.71	22	7:55.02			69	10:36.54						
16	1:59.56	16	3:23.61																

# Lap Chart

## 750MC Kit Car Championship plus Sports Racing & GT Challenge - Race 4

Lap 11		Lap 12		Lap 13		Lap 14		Lap 15		Lap 16		Lap 17		Lap 18		Lap 19		Lap 20	
No	Time	No	Time	No	Time	No	Time	No	Time	No	Time	No	Time	No	Time	No	Time	No	Time
1	14:37.00																		
54	14:38.77 *1																		
6	14:40.02 *1																		
44	14:52.06 *1																		
69	14:54.47 *1																		
32	15:03.34																		
10	15:03.60																		
41	15:19.43																		
5	15:20.86																		
38	15:24.66																		
65	15:37.06																		
16	15:37.21																		
9	15:46.98																		
55	15:54.43																		
35	15:56.99																		

# 750MC Kit Car Championship plus Sports Racing & GT Challenge

## LAP TIMES - Race 4

---

<b>1</b>	<b>Andy HILEY</b>										
<b>Lap</b>	<b>1</b>	<b>2</b>	<b>3</b>	<b>4</b>	<b>5</b>	<b>6</b>	<b>7</b>	<b>8</b>	<b>9</b>	<b>10</b>	
1	1:21.01	1:19.81	1:20.22	1:19.96	1:19.45	1:19.09	1:19.74	1:19.61	1:18.85	1:19.26	
11	1:20.00										

---

<b>5</b>	<b>Anton LANDON</b>										
<b>Lap</b>	<b>1</b>	<b>2</b>	<b>3</b>	<b>4</b>	<b>5</b>	<b>6</b>	<b>7</b>	<b>8</b>	<b>9</b>	<b>10</b>	
1	1:28.32	1:33.20	1:24.61	1:25.27	1:25.16	1:23.86	1:21.02	1:20.36	1:20.16	1:19.04	
11	1:19.86										

---

<b>6</b>	<b>Nigel BROWN</b>										
<b>Lap</b>	<b>1</b>	<b>2</b>	<b>3</b>	<b>4</b>	<b>5</b>	<b>6</b>	<b>7</b>	<b>8</b>	<b>9</b>	<b>10</b>	
1	1:34.34	1:29.20	1:27.49	1:29.81	1:25.68	1:29.19	1:26.23	1:26.07	1:25.01	1:27.00	

---

<b>7</b>	<b>John MOORE</b>										
<b>Lap</b>	<b>1</b>	<b>2</b>	<b>3</b>	<b>4</b>	<b>5</b>	<b>6</b>	<b>7</b>	<b>8</b>	<b>9</b>	<b>10</b>	
1	1:33.26	1:47.13									

---

<b>9</b>	<b>Trevor CLARKE</b>										
<b>Lap</b>	<b>1</b>	<b>2</b>	<b>3</b>	<b>4</b>	<b>5</b>	<b>6</b>	<b>7</b>	<b>8</b>	<b>9</b>	<b>10</b>	
1	1:37.58	1:32.41	1:27.97	1:24.37	1:24.62	1:24.86	1:24.38	1:22.87	1:21.19	1:22.69	
11	1:24.04										

---

<b>10</b>	<b>Guy HUSSEY</b>										
<b>Lap</b>	<b>1</b>	<b>2</b>	<b>3</b>	<b>4</b>	<b>5</b>	<b>6</b>	<b>7</b>	<b>8</b>	<b>9</b>	<b>10</b>	
1	1:28.59	1:22.52	1:22.04	1:22.05	1:21.95	1:21.09	1:21.51	1:21.05	1:21.85	1:20.70	
11	1:20.25										

---

<b>16</b>	<b>Paul BOYD</b>										
<b>Lap</b>	<b>1</b>	<b>2</b>	<b>3</b>	<b>4</b>	<b>5</b>	<b>6</b>	<b>7</b>	<b>8</b>	<b>9</b>	<b>10</b>	
1	1:59.56	1:24.05	1:22.45	1:21.82	1:20.63	1:22.02	1:21.26	1:23.64	1:23.02	1:18.99	
11	1:19.77										

---

<b>21</b>	<b>Adrian COOPER</b>										
<b>Lap</b>	<b>1</b>	<b>2</b>	<b>3</b>	<b>4</b>	<b>5</b>	<b>6</b>	<b>7</b>	<b>8</b>	<b>9</b>	<b>10</b>	
1	1:26.42	1:23.60	1:22.19	1:26.55	1:21.21	1:26.43	1:24.71	1:22.69	1:21.25	1:19.17	

---

<b>22</b>	<b>Martin TYMAN</b>										
<b>Lap</b>	<b>1</b>	<b>2</b>	<b>3</b>	<b>4</b>	<b>5</b>	<b>6</b>	<b>7</b>	<b>8</b>	<b>9</b>	<b>10</b>	
1	1:43.34	1:27.67	1:27.01	1:24.66	1:52.34	2:00.47					

---

<b>32</b>	<b>Paul COOPER</b>										
<b>Lap</b>	<b>1</b>	<b>2</b>	<b>3</b>	<b>4</b>	<b>5</b>	<b>6</b>	<b>7</b>	<b>8</b>	<b>9</b>	<b>10</b>	
1	1:28.10	1:23.16	1:22.65	1:22.06	1:22.31	1:21.69	1:20.78	1:20.22	1:21.25	1:21.40	
11	1:19.72										

---

<b>35</b>	<b>Cheng LIM</b>										
<b>Lap</b>	<b>1</b>	<b>2</b>	<b>3</b>	<b>4</b>	<b>5</b>	<b>6</b>	<b>7</b>	<b>8</b>	<b>9</b>	<b>10</b>	
1	1:34.95	1:29.05	1:27.49	1:25.15	1:26.49	1:25.28	1:26.70	1:25.19	1:24.76	1:24.08	
11	1:27.85										

---

---

**38 David CALDECOURT**

Lap	1	2	3	4	5	6	7	8	9	10
1	1:33.21	1:31.97	1:24.24	1:23.68	1:22.75	1:20.55	1:21.03	1:23.66	1:20.13	1:21.10
11	1:22.34									

---

**41 Clive HUDSON**

Lap	1	2	3	4	5	6	7	8	9	10
1	1:32.01	1:22.96	1:23.20	1:32.67	1:24.78	1:22.08	1:21.13	1:20.38	1:20.32	1:19.36
11	1:20.54									

---

**44 Paul RICHARDSON**

Lap	1	2	3	4	5	6	7	8	9	10
1	1:34.53	1:29.85	1:28.95	1:25.87	1:26.77	1:28.62	1:26.55	1:25.55	1:38.09	1:27.28

---

**54 Robert FROST**

Lap	1	2	3	4	5	6	7	8	9	10
1	1:35.73	1:26.80	1:26.75	1:25.23	1:26.27	1:38.67	1:26.54	1:23.68	1:24.36	1:24.74

---

**55 Ken PATON**

Lap	1	2	3	4	5	6	7	8	9	10
1	1:34.54	1:26.11	1:27.77	1:24.58	1:26.10	1:28.71	1:27.18	1:24.94	1:24.87	1:25.10
11	1:24.53									

---

**65 John PLANT**

Lap	1	2	3	4	5	6	7	8	9	10
1	1:32.92	1:25.15	1:25.88	1:26.57	1:24.83	1:24.83	1:23.12	1:23.04	1:22.99	1:24.17
11	1:23.56									

---

**69 Gary DAVISON**

Lap	1	2	3	4	5	6	7	8	9	10
1	1:33.55	1:24.79	1:49.20	1:26.17	1:29.09	1:27.39	1:26.35	1:27.45	1:25.36	1:25.12