



## P8 - Provisional Qualifying Times for Race 7

### Polleysport SAXMAX Championship

PI	No	CI	Name	Car	Laps	Time on Lap	Behind	MPH	
1	17		William DAVISON	Citroen Saxo VTR	10	1:13.99	8	79.82	
2	89		Shane STONEY	Citroen Saxo VTR	8	1:14.02	6	0.03	79.79
3	22		William PLANT	Citroen Saxo VTR	11	1:14.51	9	0.52	79.26
4	16		Guy WENHAM	Citroen Saxo VTR	11	1:14.80	7	0.81	78.95
5	55		Jordan ANNELLS	Citroen Saxo VTR	11	1:14.92	8	0.93	78.83
6	32		Charles LADDELL	Citroen Saxo VTR	11	1:15.10	5	1.11	78.64
7	6		Jordan WILLSON	Citroen Saxo VTR	10	1:15.31	3	1.32	78.42
8	79		Jonathon BROWN	Citroen Saxo VTR	11	1:15.50	4	1.51	78.22
9	81		Henry GILBERT	Citroen Saxo VTR	11	1:15.68	7	1.69	78.04
10	44		Kristian JENNINGS	Citroen Saxo VTR	11	1:15.81	11	1.82	77.90
11	47		Owen HUNTER	Citroen Saxo VTR	9	1:16.22	7	2.23	77.48

No 47 - transponder signal now okay.

Weather / Track:

Start Time : 11:29

Silverstone National

27 Aug 11 12:11

Clerk of Course :	Time Issued :	Chief Timekeeper : Terry Stevens
-------------------	---------------	----------------------------------

THESE RESULTS REMAIN PROVISIONAL FOR A MINIMUM OF 30 MINUTES FROM THE TIME OF ISSUE AND UNTIL ALL JUDICIAL AND TECHNICAL MATTERS HAVE BEEN SETTLED.

Results produced on HS Sports Timing and Results Systems. Results online at [www.750MC.co.uk](http://www.750MC.co.uk)

# Polleysport SAXMAX Championship

## LAP TIMES - P8 - Provisional Qualifying Times for Race 7

---

**6 Jordan WILLSON**

Lap	1	2	3	4	5	6	7	8	9	10
1	1:16.12	5:28.22	1:15.31	1:15.37	1:15.34	1:34.84	1:44.19	1:16.94	1:15.58	1:15.47

---

**16 Guy WENHAM**

Lap	1	2	3	4	5	6	7	8	9	10
1	1:16.75	5:08.92	1:15.00	1:19.00	1:15.53	1:14.87	1:14.80	1:16.58	1:20.58	1:14.91
11	1:15.45									

---

**17 William DAVISON**

Lap	1	2	3	4	5	6	7	8	9	10
1	1:15.26	5:39.21	1:14.18	1:14.37	1:14.58	1:14.58	1:14.06	1:13.99	1:14.34	1:18.07

---

**22 William PLANT**

Lap	1	2	3	4	5	6	7	8	9	10
1	1:18.96	4:46.65	1:14.88	1:15.13	1:15.09	1:27.33	1:16.00	1:14.77	1:14.51	1:18.70
11	1:14.55									

---

**32 Charles LADDELL**

Lap	1	2	3	4	5	6	7	8	9	10
1	1:16.80	4:58.02	1:16.83	1:15.48	1:15.10	1:15.96	1:16.51	1:15.99	1:18.70	1:15.64
11	1:15.42									

---

**44 Kristian JENNINGS**

Lap	1	2	3	4	5	6	7	8	9	10
1	1:16.36	5:13.40	1:16.97	1:16.19	1:15.91	1:19.70	1:15.98	1:17.36	1:16.81	1:17.36
11	1:15.81									

---

**47 Owen HUNTER**

Lap	1	2	3	4	5	6	7	8	9	10
1	1:17.08	5:38.56	1:16.61	1:16.31	1:20.66	2:19.90	1:16.22	1:16.24	1:16.62	

---

**55 Jordan ANNELLS**

Lap	1	2	3	4	5	6	7	8	9	10
1	1:17.98	5:27.95	1:15.33	1:15.03	1:14.95	1:15.06	1:15.20	1:14.92	1:16.66	1:15.06
11	1:15.39									

---

**79 Jonathon BROWN**

Lap	1	2	3	4	5	6	7	8	9	10
1	1:16.57	4:50.65	1:15.85	1:15.50	1:15.83	1:17.63	1:15.95	1:16.03	1:16.01	1:16.42
11	1:16.87									

---

**81 Henry GILBERT**

Lap	1	2	3	4	5	6	7	8	9	10
1	1:16.30	4:52.54	1:15.96	1:15.93	1:16.58	1:16.33	1:15.68	1:18.55	1:16.68	1:16.36
11	1:16.19									

---

**89 Shane STONEY**


Lap	1	2	3	4	5	6	7	8	9	10
1	1:17.45	5:16.75	1:14.48	1:14.28	1:14.32	1:14.02	1:15.14	1:25.90		

# RACE GRID

## Polleysport SAXMAX Championship

### Race 7

ROW 6		<b>47</b> 01:16.220 Owen HUNTER		
		11		12
ROW 5	<b>81</b> 01:15.680 Henry GILBERT		<b>44</b> 01:15.810 Kristian JENNINGS	
	9		10	
ROW 4		<b>6</b> 01:15.310 Jordan WILLSON		<b>79</b> 01:15.500 Jonathon BROWN
		7		8
ROW 3	<b>55</b> 01:14.920 Jordan ANNELLS		<b>32</b> 01:15.100 Charles LADDELL	
	5		6	
ROW 2		<b>22</b> 01:14.510 William PLANT		<b>16</b> 01:14.800 Guy WENHAM
		3		4
ROW 1	<b>17</b> 01:13.990 William DAVISON		<b>89</b> 01:14.020 Shane STONEY	
	1		2	
	<b>POLE</b>			





## Provisional Results - Race 7

### Polleysport SAXMAX Championship

PI	No	Cl	Name	Car	Laps	Time	Behind	MPH	Best Lap on	MPH
1	22		William PLANT	Citroen Saxo VTR	11	15:12.31		71.21	1:21.68	10 72.30
2	89		Shane STONEY	Citroen Saxo VTR	11	15:12.96	0.65	71.16	1:21.80	10 72.20
3	79		Jonathon BROWN	Citroen Saxo VTR	11	15:25.33	13.02	70.21	1:22.62	5 71.48
4	32		Charles LADDELL	Citroen Saxo VTR	11	15:25.63	13.32	70.18	1:22.60	10 71.50
5	6		Jordan WILLSON	Citroen Saxo VTR	11	15:25.82	13.51	70.17	1:22.56	10 71.53
6	81		Henry GILBERT	Citroen Saxo VTR	11	15:26.44	14.13	70.12	1:22.59	11 71.51
7	44		Kristian JENNINGS	Citroen Saxo VTR	11	15:26.75	14.44	70.10	1:22.71	8 71.40
8	55		Jordan ANNELLS	Citroen Saxo VTR	11	15:34.78	22.47	69.50	1:23.24	5 70.95
9	16		Guy WENHAM	Citroen Saxo VTR	11	15:36.46	24.15	69.37	1:23.11	11 71.06
10	17		William DAVISON	Citroen Saxo VTR	11	15:41.74	29.43	68.98	1:21.51	9 72.45
11	47		Owen HUNTER	Citroen Saxo VTR	11	15:56.72	44.41	67.90	1:24.50	8 69.89

#### Fastest Lap

17	William DAVISON	Citroen Saxo VTR	1:21.51	9	72.45
----	-----------------	------------------	---------	---	-------

Weather / Track: Cloudy / Dry

Start Time : 15:44

Silverstone National

27 Aug 11 16:00

Clerk of Course :	Time Issued :	Chief Timekeeper : Terry Stevens
-------------------	---------------	----------------------------------

THESE RESULTS REMAIN PROVISIONAL FOR A MINIMUM OF 30 MINUTES FROM THE TIME OF ISSUE AND UNTIL ALL JUDICIAL AND TECHNICAL MATTERS HAVE BEEN SETTLED.

Results produced on HS Sports Timing and Results Systems

# Lap Chart

## Polleypport SAXMAX Championship - Race 7

Lap 1		Lap 2		Lap 3		Lap 4		Lap 5		Lap 6		Lap 7		Lap 8		Lap 9		Lap 10	
No	Time	No	Time	No	Time	No	Time	No	Time	No	Time	No	Time	No	Time	No	Time	No	Time
89	1:27.71	22	2:51.08	22	4:14.08	22	5:37.52	22	7:00.09	22	8:22.53	22	9:44.53	22	11:06.64	22	12:28.76	22	13:50.44
22	1:28.11	89	2:51.62	89	4:14.85	89	5:37.78	89	7:00.52	89	8:22.88	89	9:44.91	89	11:07.06	89	12:29.02	89	13:50.82
32	1:29.55	81	2:54.68	81	4:18.36	81	5:41.94	79	7:05.00	79	8:29.04	79	9:51.98	32	11:15.63	79	12:39.32	79	14:02.10
55	1:29.64	55	2:54.94	55	4:18.50	55	5:42.32	81	7:05.02	32	8:29.72	32	9:52.57	79	11:15.72	32	12:39.67	32	14:02.27
81	1:30.13	79	2:55.06	79	4:19.36	79	5:42.38	55	7:05.56	6	8:29.75	6	9:53.02	6	11:15.95	6	12:39.91	6	14:02.47
79	1:30.33	6	2:55.54	6	4:19.49	6	5:42.74	6	7:05.87	81	8:30.68	44	9:54.02	44	11:16.73	44	12:40.61	44	14:03.39
6	1:30.42	32	2:56.28	32	4:20.12	32	5:43.46	32	7:06.42	44	8:30.88	81	9:55.19	81	11:18.18	81	12:41.04	81	14:03.85
44	1:31.60	44	2:56.33	44	4:20.30	44	5:43.60	44	7:06.98	55	8:31.67	55	9:55.92	55	11:19.80	55	12:44.09	55	14:09.35
16	1:31.96	16	2:57.54	16	4:24.05	16	5:48.83	16	7:13.59	16	8:37.94	16	10:02.05	16	11:26.06	16	12:50.01	16	14:13.35
47	1:32.94	47	2:59.04	47	4:24.61	47	5:50.01	47	7:15.59	47	8:41.08	47	10:06.14	47	11:30.64	47	12:55.69	47	14:19.33
17	1:53.24	17	3:18.46	17	4:42.64	17	6:06.56	17	7:29.89	17	8:52.19	17	10:14.10	17	11:35.73	17	12:57.24	47	14:20.96

# Lap Chart

## Polleypport SAXMAX Championship - Race 7

Lap 11		Lap 12		Lap 13		Lap 14		Lap 15		Lap 16		Lap 17		Lap 18		Lap 19		Lap 20	
No	Time	No	Time	No	Time	No	Time	No	Time	No	Time	No	Time	No	Time	No	Time	No	Time
22	15:12.31																		
89	15:12.96																		
79	15:25.33																		
32	15:25.63																		
6	15:25.82																		
81	15:26.44																		
44	15:26.75																		
55	15:34.78																		
16	15:36.46																		
17	15:41.74																		
47	15:56.72																		

# Polleysport SAXMAX Championship

## LAP TIMES - Race 7

---

**6 Jordan WILLSON**

Lap	1	2	3	4	5	6	7	8	9	10
1	1:30.42	1:25.12	1:23.95	1:23.25	1:23.13	1:23.88	1:23.27	1:22.93	1:23.96	1:22.56
11	1:23.35									

---

**16 Guy WENHAM**

Lap	1	2	3	4	5	6	7	8	9	10
1	1:31.96	1:25.58	1:26.51	1:24.78	1:24.76	1:24.35	1:24.11	1:24.01	1:23.95	1:23.34
11	1:23.11									

---

**17 William DAVISON**

Lap	1	2	3	4	5	6	7	8	9	10
1	1:53.24	1:25.22	1:24.18	1:23.92	1:23.33	1:22.30	1:21.91	1:21.63	1:21.51	1:22.09
11	1:22.41									

---

**22 William PLANT**

Lap	1	2	3	4	5	6	7	8	9	10
1	1:28.11	1:22.97	1:23.00	1:23.44	1:22.57	1:22.44	1:22.00	1:22.11	1:22.12	1:21.68
11	1:21.87									

---

**32 Charles LADDELL**

Lap	1	2	3	4	5	6	7	8	9	10
1	1:29.55	1:26.73	1:23.84	1:23.34	1:22.96	1:23.30	1:22.85	1:23.06	1:24.04	1:22.60
11	1:23.36									

---

**44 Kristian JENNINGS**

Lap	1	2	3	4	5	6	7	8	9	10
1	1:31.60	1:24.73	1:23.97	1:23.30	1:23.38	1:23.90	1:23.14	1:22.71	1:23.88	1:22.78
11	1:23.36									

---

**47 Owen HUNTER**

Lap	1	2	3	4	5	6	7	8	9	10
1	1:32.94	1:26.10	1:25.57	1:25.40	1:25.58	1:25.49	1:25.06	1:24.50	1:25.05	1:25.27
11	1:35.76									

---

**55 Jordan ANNELLS**

Lap	1	2	3	4	5	6	7	8	9	10
1	1:29.64	1:25.30	1:23.56	1:23.82	1:23.24	1:26.11	1:24.25	1:23.88	1:24.29	1:25.26
11	1:25.43									

---

**79 Jonathon BROWN**

Lap	1	2	3	4	5	6	7	8	9	10
1	1:30.33	1:24.73	1:24.30	1:23.02	1:22.62	1:24.04	1:22.94	1:23.74	1:23.60	1:22.78
11	1:23.23									

---

**81 Henry GILBERT**

Lap	1	2	3	4	5	6	7	8	9	10
1	1:30.13	1:24.55	1:23.68	1:23.58	1:23.08	1:25.66	1:24.51	1:22.99	1:22.86	1:22.81
11	1:22.59									

---

**89 Shane STONEY**

<b>Lap</b>	<b>1</b>	<b>2</b>	<b>3</b>	<b>4</b>	<b>5</b>	<b>6</b>	<b>7</b>	<b>8</b>	<b>9</b>	<b>10</b>
1	1:27.71	1:23.91	1:23.23	1:22.93	1:22.74	1:22.36	1:22.03	1:22.15	1:21.96	1:21.80
11	1:22.14									



# P16 - Provisional Qualifying Times for Race 15

## Polleysport SAXMAX Championship

Pl	No	Cl	Name	Car	Laps	Time on Lap	Behind	MPH
1	89		Shane STONEY	Citroen Saxo VTR	10	1:13.43	7	80.43
2	17		William DAVISON	Citroen Saxo VTR	12	1:13.57	11	80.27
3	22		William PLANT	Citroen Saxo VTR	12	1:14.48	12	79.29
4	6		Jordan WILLSON	Citroen Saxo VTR	12	1:14.50	7	79.27
5	44		Kristian JENNINGS	Citroen Saxo VTR	12	1:14.64	6	79.12
6	16		Guy WENHAM	Citroen Saxo VTR	12	1:14.80	12	78.95
7	55		Jordan ANNELLS	Citroen Saxo VTR	12	1:14.91	10	78.84
8	32		Charles LADDELL	Citroen Saxo VTR	12	1:14.95	9	78.80
9	79		Jonathon BROWN	Citroen Saxo VTR	12	1:15.07	5	78.67
10	81		Henry GILBERT	Citroen Saxo VTR	12	1:15.22	11	78.51
11	47		Owen HUNTER	Citroen Saxo VTR	12	1:15.86	6	77.85

Weather / Track: Cloudy / Dry

Start Time : 11:35

Silverstone National

28 Aug 11 13:04

Clerk of Course :	Time Issued :	Chief Timekeeper : Terry Stevens
-------------------	---------------	----------------------------------

THESE RESULTS REMAIN PROVISIONAL FOR A MINIMUM OF 30 MINUTES FROM THE TIME OF ISSUE AND UNTIL ALL JUDICIAL AND TECHNICAL MATTERS HAVE BEEN SETTLED.

Results produced on HS Sports Timing and Results Systems. Results online at [www.750MC.co.uk](http://www.750MC.co.uk)

# Polleysport SAXMAX Championship

## LAP TIMES - P16 - Provisional Qualifying Times for Race 15

---

**6 Jordan WILLSON**

Lap	1	2	3	4	5	6	7	8	9	10
1	1:28.07	1:15.61	1:15.46	1:15.11	1:15.02	1:14.90	1:14.50	1:15.11	1:15.34	1:15.06
11	1:15.19	1:14.88								

---

**16 Guy WENHAM**

Lap	1	2	3	4	5	6	7	8	9	10
1	1:19.54	1:27.77	1:15.85	1:15.44	1:16.35	1:15.16	1:15.21	1:14.96	1:15.46	1:15.44
11	1:14.81	1:14.80								

---

**17 William DAVISON**

Lap	1	2	3	4	5	6	7	8	9	10
1	1:16.40	1:14.71	1:14.61	1:14.70	1:14.05	1:14.35	1:14.67	1:14.26	1:14.23	1:13.83
11	1:13.57	1:14.73								

---

**22 William PLANT**

Lap	1	2	3	4	5	6	7	8	9	10
1	1:16.51	1:18.06	1:14.59	1:15.63	1:14.78	1:22.14	1:18.42	1:14.66	1:14.66	1:17.87
11	1:15.09	1:14.48								

---

**32 Charles LADDELL**

Lap	1	2	3	4	5	6	7	8	9	10
1	1:17.85	1:17.00	1:15.61	1:16.16	1:15.75	1:15.10	1:16.48	1:15.12	1:14.95	1:16.79
11	1:15.24	1:16.25								

---

**44 Kristian JENNINGS**

Lap	1	2	3	4	5	6	7	8	9	10
1	1:16.52	1:16.09	1:17.41	1:15.33	1:15.03	1:14.64	1:15.34	1:15.38	1:16.20	1:15.38
11	1:15.53	1:16.00								

---

**47 Owen HUNTER**

Lap	1	2	3	4	5	6	7	8	9	10
1	1:17.06	1:16.51	1:16.55	1:16.20	1:16.19	1:15.86	1:16.17	1:16.15	1:16.22	1:16.62
11	1:16.32	1:17.19								

---

**55 Jordan ANNELLS**

Lap	1	2	3	4	5	6	7	8	9	10
1	1:17.52	1:16.31	1:15.59	1:15.48	1:15.92	1:15.09	1:15.46	1:16.49	1:15.18	1:14.91
11	1:15.73	1:15.32								

---

**79 Jonathon BROWN**

Lap	1	2	3	4	5	6	7	8	9	10
1	1:17.43	1:15.27	1:17.27	1:17.84	1:15.07	1:15.18	1:15.25	1:15.39	1:16.46	1:15.52
11	1:15.75	1:15.57								

---


**81 Henry GILBERT**

Lap	1	2	3	4	5	6	7	8	9	10
1	1:18.69	1:16.37	1:16.25	1:16.23	1:15.45	1:17.38	1:15.74	1:17.07	1:15.33	1:15.37
11	1:15.22	1:15.37								


---

**89**    **Shane STONEY**

<b>Lap</b>	<b>1</b>	<b>2</b>	<b>3</b>	<b>4</b>	<b>5</b>	<b>6</b>	<b>7</b>	<b>8</b>	<b>9</b>	<b>10</b>
1	1:21.24	1:14.45	1:14.44	1:14.12	1:14.49	1:13.87	1:13.43	1:14.03	1:13.66	1:28.79



# RACE GRID



## Polleysport SAXMAX Championship

### Race 15

ROW 6		<b>47</b> 01:15.860 Owen HUNTER		
		11		12
ROW 5	<b>79</b> 01:15.070 Jonathon BROWN		<b>81</b> 01:15.220 Henry GILBERT	
	9		10	
ROW 4		<b>55</b> 01:14.910 Jordan ANNELLS		<b>32</b> 01:14.950 Charles LADDELL
		7		8
ROW 3	<b>44</b> 01:14.640 Kristian JENNINGS		<b>16</b> 01:14.800 Guy WENHAM	
	5		6	
ROW 2		<b>22</b> 01:14.480 William PLANT		<b>6</b> 01:14.500 Jordan WILLSON
		3		4
ROW 1	<b>89</b> 01:13.430 Shane STONEY		<b>17</b> 01:13.570 William DAVISON	
	1		2	
	<b>POLE</b>			



# Provisional Results - Race 15

## Polleysport SAXMAX Championship

Pl	No	Cl	Name	Car	Laps	Time	Behind	MPH	Best Lap on	MPH
1	89		Shane STONEY	Citroen Saxo VTR	12	14:54.20		79.25	1:13.73	7 80.10
2	17		William DAVISON	Citroen Saxo VTR	12	14:54.47	0.27	79.23	1:13.61	12 80.23
3	55		Jordan ANNELLS	Citroen Saxo VTR	12	15:06.46	12.26	78.18	1:14.62	2 79.15
4	6		Jordan WILLSON	Citroen Saxo VTR	12	15:06.63	12.43	78.17	1:14.47	8 79.30
5	22		William PLANT	Citroen Saxo VTR	12	15:07.15	12.95	78.12	1:14.48	8 79.29
6	16		Guy WENHAM	Citroen Saxo VTR	12	15:08.21	14.01	78.03	1:14.50	8 79.27
7	32		Charles LADDELL	Citroen Saxo VTR	12	15:08.22	14.02	78.03	1:14.61	2 79.16
8	44		Kristian JENNINGS	Citroen Saxo VTR	12	15:16.18	21.98	77.35	1:15.24	2 78.49
9	79		Jonathon BROWN	Citroen Saxo VTR	12	15:16.62	22.42	77.32	1:14.75	4 79.01
10	47		Owen HUNTER	Citroen Saxo VTR	12	15:16.83	22.63	77.30	1:15.37	7 78.36
11	81		Henry GILBERT	Citroen Saxo VTR	12	15:20.47	26.27	76.99	1:15.42	2 78.31

### Fastest Lap

17 William DAVISON Citroen Saxo VTR 1:13.61 12 80.23 Rec

Weather / Track: Bright / Dry

Start Time : 14:46

Silverstone National

28 Aug 11 15:05

Clerk of Course :	Time Issued :	Chief Timekeeper : Terry Stevens
-------------------	---------------	----------------------------------

THESE RESULTS REMAIN PROVISIONAL FOR A MINIMUM OF 30 MINUTES FROM THE TIME OF ISSUE AND UNTIL ALL JUDICIAL AND TECHNICAL MATTERS HAVE BEEN SETTLED.

Results produced on HS Sports Timing and Results Systems

# Lap Chart

## Polleypport SAXMAX Championship - Race 15

Lap 1		Lap 2		Lap 3		Lap 4		Lap 5		Lap 6		Lap 7		Lap 8		Lap 9		Lap 10	
No	Time	No	Time	No	Time	No	Time	No	Time	No	Time	No	Time	No	Time	No	Time	No	Time
89	1:19.28	89	2:33.99	89	3:48.37	89	5:02.56	89	6:16.63	89	7:30.68	89	8:44.41	89	9:58.34	89	11:12.37	89	12:26.55
17	1:20.05	17	2:34.18	17	3:48.56	17	5:02.91	17	6:16.88	17	7:30.89	17	8:44.75	17	9:58.64	17	11:13.06	17	12:27.01
22	1:20.68	22	2:35.31	22	3:50.08	22	5:04.82	6	6:19.77	22	7:34.72	22	8:49.58	22	10:04.06	22	11:19.61	22	12:35.65
6	1:20.91	6	2:35.56	6	3:50.39	6	5:04.99	22	6:20.04	6	7:34.89	6	8:49.74	6	10:04.21	16	11:19.86	6	12:35.83
16	1:21.30	16	2:35.83	16	3:50.57	16	5:05.19	16	6:20.23	16	7:35.31	16	8:49.91	16	10:04.41	6	11:19.88	55	12:36.10
32	1:21.85	32	2:36.46	32	3:51.26	32	5:06.13	32	6:21.17	32	7:36.24	55	8:51.19	55	10:05.82	55	11:20.76	16	12:36.27
55	1:22.24	55	2:36.86	55	3:51.87	55	5:06.75	55	6:21.58	55	7:36.42	32	8:51.77	32	10:06.75	32	11:21.66	32	12:36.76
81	1:22.70	81	2:38.12	44	3:53.84	79	5:08.96	79	6:25.30	79	7:40.86	79	8:56.74	79	10:12.71	79	11:28.39	44	12:44.83
79	1:22.82	44	2:38.39	79	3:54.21	44	5:09.15	44	6:25.64	44	7:41.05	44	8:56.91	44	10:12.88	44	11:28.66	79	12:45.05
44	1:23.15	79	2:38.59	47	3:55.29	47	5:11.17	47	6:26.59	47	7:42.06	47	8:57.43	47	10:13.39	47	11:29.29	47	12:45.07
47	1:23.81	47	2:39.52	81	3:55.38	81	5:11.74	81	6:27.21	81	7:42.94	81	8:58.92	81	10:14.91	81	11:30.71	81	12:47.21

# Lap Chart

## Polleypport SAXMAX Championship - Race 15

Lap 11		Lap 12		Lap 13		Lap 14		Lap 15		Lap 16		Lap 17		Lap 18		Lap 19		Lap 20	
No	Time	No	Time	No	Time	No	Time	No	Time	No	Time	No	Time	No	Time	No	Time	No	Time
89	13:40.39	89	14:54.20																
17	13:40.86	17	14:54.47																
55	13:51.50	55	15:06.46																
6	13:51.72	6	15:06.63																
22	13:52.18	22	15:07.15																
32	13:52.48	16	15:08.21																
16	13:52.60	32	15:08.22																
44	14:00.50	44	15:16.18																
79	14:00.92	79	15:16.62																
47	14:01.31	47	15:16.83																
81	14:03.26	81	15:20.47																

# Polleysport SAXMAX Championship

## LAP TIMES - Race 15

---

**6 Jordan WILLSON**

Lap	1	2	3	4	5	6	7	8	9	10
1	1:20.91	1:14.65	1:14.83	1:14.60	1:14.78	1:15.12	1:14.85	1:14.47	1:15.67	1:15.95
11	1:15.89	1:14.91								

---

**16 Guy WENHAM**

Lap	1	2	3	4	5	6	7	8	9	10
1	1:21.30	1:14.53	1:14.74	1:14.62	1:15.04	1:15.08	1:14.60	1:14.50	1:15.45	1:16.41
11	1:16.33	1:15.61								

---

**17 William DAVISON**

Lap	1	2	3	4	5	6	7	8	9	10
1	1:20.05	1:14.13	1:14.38	1:14.35	1:13.97	1:14.01	1:13.86	1:13.89	1:14.42	1:13.95
11	1:13.85	1:13.61								

---

**22 William PLANT**

Lap	1	2	3	4	5	6	7	8	9	10
1	1:20.68	1:14.63	1:14.77	1:14.74	1:15.22	1:14.68	1:14.86	1:14.48	1:15.55	1:16.04
11	1:16.53	1:14.97								

---

**32 Charles LADDELL**

Lap	1	2	3	4	5	6	7	8	9	10
1	1:21.85	1:14.61	1:14.80	1:14.87	1:15.04	1:15.07	1:15.53	1:14.98	1:14.91	1:15.10
11	1:15.72	1:15.74								

---

**44 Kristian JENNINGS**

Lap	1	2	3	4	5	6	7	8	9	10
1	1:23.15	1:15.24	1:15.45	1:15.31	1:16.49	1:15.41	1:15.86	1:15.97	1:15.78	1:16.17
11	1:15.67	1:15.68								

---

**47 Owen HUNTER**

Lap	1	2	3	4	5	6	7	8	9	10
1	1:23.81	1:15.71	1:15.77	1:15.88	1:15.42	1:15.47	1:15.37	1:15.96	1:15.90	1:15.78
11	1:16.24	1:15.52								

---

**55 Jordan ANNELLS**

Lap	1	2	3	4	5	6	7	8	9	10
1	1:22.24	1:14.62	1:15.01	1:14.88	1:14.83	1:14.84	1:14.77	1:14.63	1:14.94	1:15.34
11	1:15.40	1:14.96								

---

**79 Jonathon BROWN**

Lap	1	2	3	4	5	6	7	8	9	10
1	1:22.82	1:15.77	1:15.62	1:14.75	1:16.34	1:15.56	1:15.88	1:15.97	1:15.68	1:16.66
11	1:15.87	1:15.70								

---

**81 Henry GILBERT**

Lap	1	2	3	4	5	6	7	8	9	10
1	1:22.70	1:15.42	1:17.26	1:16.36	1:15.47	1:15.73	1:15.98	1:15.99	1:15.80	1:16.50
11	1:16.05	1:17.21								

---

**89**   **Shane STONEY**

<b>Lap</b>	<b>1</b>	<b>2</b>	<b>3</b>	<b>4</b>	<b>5</b>	<b>6</b>	<b>7</b>	<b>8</b>	<b>9</b>	<b>10</b>
1	1:19.28	1:14.71	1:14.38	1:14.19	1:14.07	1:14.05	1:13.73	1:13.93	1:14.03	1:14.18
11	1:13.84	1:13.81								