



# P15 - Provisional Qualifying Times for Races 12 & 17

## 750MC Bike-Sports Championship

Pl	No	Cl	Name	Car	Laps	Time on Lap	Behind	MPH
1	95	A2	Richard STABLES	Radical PR6 Prosport	14	58.68	14	100.55
2	25	A2	James BREAKELL	Radical PR6 Prosport	14	59.36	10	99.40
3	37	I	Bill HENDERSON	Radical SR3	14	1:01.02	6	96.70
4	57	A2	Oliver COX	Radical SR4	14	1:02.39	13	94.57
5	27	C2	Joe JACKSON	Global GT	13	1:04.05	10	92.12
6	21	C2	Kevin GOATER	Kellforms Retoga	13	1:04.78	13	91.08
7	62	C2	Lewis SHELLEY	Global GT	12	1:06.98	5	88.09
8	78	B2	Peter BROWN	Radical Clubsport	13	1:07.27	10	87.71
9	12	C2	Peter COOMBS	Coombs Sports 8C	1	1:21.86	1	72.08

### Not-Seen

32	A1	Paul LE MAITRE	Hedgehog BS10
68	A2	Shane PORTER	Radical SR4
75	I	Paul STEELE	Radical SR3

Weather / Track:

Start Time : 12:14

Silverstone National

29 Aug 10 12:43

Clerk of Course :	Time Issued :	Chief Timekeeper : Terry Stevens
-------------------	---------------	----------------------------------

THESE RESULTS REMAIN PROVISIONAL FOR A MINIMUM OF 30 MINUTES FROM THE TIME OF ISSUE AND UNTIL ALL JUDICIAL AND TECHNICAL MATTERS HAVE BEEN SETTLED.

Results produced on HS Sports Timing and Results Systems. Results online at [www.750MC.co.uk](http://www.750MC.co.uk)

# 750MC Bike-Sports Championship

## LAP TIMES - P15 - Provisional Qualifying Times for Races 12 & 17

---

<b>12</b>	<b>Peter COOMBS</b>									
<b>Lap</b>	<b>1</b>	<b>2</b>	<b>3</b>	<b>4</b>	<b>5</b>	<b>6</b>	<b>7</b>	<b>8</b>	<b>9</b>	<b>10</b>
1	1:21.86									

---

<b>21</b>	<b>Kevin GOATER</b>									
<b>Lap</b>	<b>1</b>	<b>2</b>	<b>3</b>	<b>4</b>	<b>5</b>	<b>6</b>	<b>7</b>	<b>8</b>	<b>9</b>	<b>10</b>
1	1:14.71	1:11.15	1:07.17	1:05.95	1:05.26	1:05.73	1:05.52	1:07.25	1:05.92	1:04.89
11	1:05.24	1:05.10	1:04.78							

---

<b>25</b>	<b>James BREAKELL</b>									
<b>Lap</b>	<b>1</b>	<b>2</b>	<b>3</b>	<b>4</b>	<b>5</b>	<b>6</b>	<b>7</b>	<b>8</b>	<b>9</b>	<b>10</b>
1	1:11.86	1:04.82	1:01.94	1:01.32	1:00.44	1:00.26	1:00.25	59.92	59.86	59.36
11	59.45	59.93	59.77	59.89						

---

<b>27</b>	<b>Joe JACKSON</b>									
<b>Lap</b>	<b>1</b>	<b>2</b>	<b>3</b>	<b>4</b>	<b>5</b>	<b>6</b>	<b>7</b>	<b>8</b>	<b>9</b>	<b>10</b>
1	1:21.89	1:14.58	1:12.09	1:09.60	1:07.02	1:08.19	1:05.87	1:05.24	1:05.22	1:04.05
11	1:05.34	1:04.88	1:04.34							

---

<b>37</b>	<b>Bill HENDERSON</b>									
<b>Lap</b>	<b>1</b>	<b>2</b>	<b>3</b>	<b>4</b>	<b>5</b>	<b>6</b>	<b>7</b>	<b>8</b>	<b>9</b>	<b>10</b>
1	1:12.81	1:05.97	1:03.99	1:01.49	1:01.05	1:01.02	1:02.41	1:01.48	1:01.60	1:01.26
11	1:01.61	1:02.08	1:10.98	1:10.09						

---

<b>57</b>	<b>Oliver COX</b>									
<b>Lap</b>	<b>1</b>	<b>2</b>	<b>3</b>	<b>4</b>	<b>5</b>	<b>6</b>	<b>7</b>	<b>8</b>	<b>9</b>	<b>10</b>
1	1:09.86	1:06.77	1:04.52	1:04.44	1:03.88	1:04.45	1:04.50	1:04.46	1:03.49	1:03.38
11	1:04.77	1:02.98	1:02.39	1:05.09						

---

<b>62</b>	<b>Lewis SHELLEY</b>									
<b>Lap</b>	<b>1</b>	<b>2</b>	<b>3</b>	<b>4</b>	<b>5</b>	<b>6</b>	<b>7</b>	<b>8</b>	<b>9</b>	<b>10</b>
1	1:20.68	1:09.68	1:07.84	1:07.53	1:06.98	1:07.45	1:08.18	1:07.47	1:07.85	1:10.25
11	1:07.46	1:24.84								


---

<b>78</b>	<b>Peter BROWN</b>									
<b>Lap</b>	<b>1</b>	<b>2</b>	<b>3</b>	<b>4</b>	<b>5</b>	<b>6</b>	<b>7</b>	<b>8</b>	<b>9</b>	<b>10</b>
1	1:17.57	1:14.13	1:11.64	1:09.10	1:09.73	1:11.35	1:09.30	1:09.41	1:07.64	1:07.27
11	1:08.56	1:07.48	1:08.32							

---

<b>95</b>	<b>Richard STABLES</b>									
<b>Lap</b>	<b>1</b>	<b>2</b>	<b>3</b>	<b>4</b>	<b>5</b>	<b>6</b>	<b>7</b>	<b>8</b>	<b>9</b>	<b>10</b>
1	1:06.94	1:03.64	1:01.94	1:01.56	1:00.59	1:00.83	1:00.17	1:00.20	59.23	1:00.15
11	59.32	59.95	1:00.47	58.68						

---




# RACE GRID



## 750MC Bike-Sports Championship

### Race 12

ROW 6				
ROW 5	<b>12</b> 01:21.860 Peter COOMBS		<b>32</b> Subject to Qual Paul LE MAITRE	
ROW 4		<b>62</b> 01:06.980 Lewis SHELLEY		<b>78</b> 01:07.270 Peter BROWN
ROW 3	<b>27</b> 01:04.050 Joe JACKSON		<b>21</b> 01:04.780 Kevin GOATER	
ROW 2		<b>37</b> 01:01.020 Bill HENDERSON		<b>57</b> 01:02.390 Oliver COX
ROW 1	<b>95</b> 00:58.680 Richard STABLES		<b>25</b> 00:59.360 James BREAKELL	
<b>POLE</b>				
				

# Lap Chart

## 750MC Bike-Sports Championship - Race 12

Lap 1		Lap 2		Lap 3		Lap 4		Lap 5		Lap 6		Lap 7		Lap 8		Lap 9		Lap 10	
No	Time	No	Time	No	Time	No	Time	No	Time	No	Time	No	Time	No	Time	No	Time	No	Time
95	1:06.81	95	2:08.82	95	3:09.37	95	4:09.33	95	5:09.64	95	6:09.76	95	7:10.13	95	8:09.58	95	9:09.36	95	10:08.91
25	1:07.18	25	2:09.17	25	3:10.20	25	4:10.72	25	5:11.23	25	6:10.99	25	7:10.38	25	8:10.36	25	9:09.97	25	10:09.71
37	1:09.77	37	2:12.08	37	3:13.07	37	4:13.46	37	5:13.49	37	6:13.69	78	7:11.54 *1	12	8:12.91 *1	37	9:15.63	37	10:15.65
57	1:11.01	57	2:17.31	57	3:22.19	57	4:25.87	57	5:29.50	57	6:33.11	37	7:13.31	37	8:14.36	12	9:20.21 *1	12	10:25.95 *1
78	1:13.56	32	2:19.17	32	3:23.69	32	4:26.86	32	5:29.73	32	6:33.34	32	7:36.51	78	8:21.91 *1	78	9:32.68 *1	78	10:42.20 *1
32	1:13.72	62	2:21.66	62	3:27.76	27	4:32.90	27	5:39.08	27	6:44.15	57	7:37.09	32	8:39.72	32	9:41.88	32	10:44.08
21	1:14.79	21	2:22.88	27	3:28.63	62	4:34.07	62	5:40.55	62	6:45.55	27	7:48.46	57	8:39.99	57	9:44.34	57	10:47.22
62	1:15.00	78	2:22.93	21	3:29.46	21	4:35.08	21	5:40.63	21	6:46.30	21	7:50.64	27	8:53.08	27	9:57.78	27	11:00.96
27	1:15.57	27	2:23.01	78	3:33.99	78	4:47.09	12	5:56.66	12	7:04.48	62	8:06.17	21	8:55.52	21	9:59.61	21	11:04.75
12	1:20.39	12	2:30.30	12	3:39.78	12	4:47.57	78	5:59.32										

# Lap Chart

## 750MC Bike-Sports Championship - Race 12

Lap 11		Lap 12		Lap 13		Lap 14		Lap 15		Lap 16		Lap 17		Lap 18		Lap 19		Lap 20	
No	Time	No	Time	No	Time	No	Time	No	Time	No	Time	No	Time	No	Time	No	Time	No	Time
95	11:08.09	95	12:07.17	95	13:06.53	95	14:06.08	95	15:04.90	95	16:03.85	95	17:02.68	95	18:02.80	95	19:01.53		
25	11:09.06	25	12:09.14	25	13:09.30	25	14:09.78	25	15:10.01	25	16:10.37	57	17:05.14 *1	57	18:10.04 *1	78	19:13.09 *3		
37	11:15.76	21	12:09.62 *1	27	13:13.37 *1	78	14:10.87 *2	37	15:20.01	37	16:20.32	25	17:11.01	25	18:12.21	25	19:13.14		
12	11:31.51 *1	37	12:16.09	37	13:17.47	37	14:18.45	78	15:21.30 *2	27	16:29.90 *1	37	17:20.92	12	18:16.45 *2	57	19:13.99 *1		
32	11:47.11	12	12:37.12 *1	21	13:25.82 *1	27	14:19.38 *1	27	15:24.54 *1	78	16:31.88 *2	27	17:35.25 *1	37	18:21.45	37	19:22.69		
57	11:50.24	32	12:48.88	12	13:42.67 *1	21	14:32.08 *1	21	15:38.31 *1	21	16:44.29 *1	78	17:50.75 *2	27	18:39.81 *1	12	19:23.25 *2		
78	11:51.80 *1	57	12:53.01	32	13:50.55	12	14:47.08 *1	12	15:52.49 *1	12	16:59.87 *1	21	17:50.87 *1	21	18:57.50 *1	27	19:43.77 *1		
27	12:06.07	78	13:01.30 *1	57	13:55.65	32	14:52.39	32	15:54.25							21	20:04.39 *1		
						57	14:57.69	57	16:01.13										

# 750MC Bike-Sports Championship

## LAP TIMES - Race 12

---

**12 Peter COOMBS**

Lap	1	2	3	4	5	6	7	8	9	10
1	1:20.39	1:09.91	1:09.48	1:07.79	1:09.09	1:07.82	1:08.43	1:07.30	1:05.74	1:05.56
11	1:05.61	1:05.55	1:04.41	1:05.41	1:07.38	1:16.58	1:06.80			

---

**21 Kevin GOATER**

Lap	1	2	3	4	5	6	7	8	9	10
1	1:14.79	1:08.09	1:06.58	1:05.62	1:05.55	1:05.67	1:04.34	1:04.88	1:04.09	1:05.14
11	1:04.87	1:16.20	1:06.26	1:06.23	1:05.98	1:06.58	1:06.63	1:06.89		

---

**25 James BREAKELL**

Lap	1	2	3	4	5	6	7	8	9	10
1	1:07.18	1:01.99	1:01.03	1:00.52	1:00.51	59.76	59.39	59.98	59.61	59.74
11	59.35	1:00.08	1:00.16	1:00.48	1:00.23	1:00.36	1:00.64	1:01.20	1:00.93	

---

**27 Joe JACKSON**

Lap	1	2	3	4	5	6	7	8	9	10
1	1:15.57	1:07.44	1:05.62	1:04.27	1:06.18	1:05.07	1:04.31	1:04.62	1:04.70	1:03.18
11	1:05.11	1:07.30	1:06.01	1:05.16	1:05.36	1:05.35	1:04.56	1:03.96		

---

**32 Paul LE MAITRE**

Lap	1	2	3	4	5	6	7	8	9	10
1	1:13.72	1:05.45	1:04.52	1:03.17	1:02.87	1:03.61	1:03.17	1:03.21	1:02.16	1:02.20
11	1:03.03	1:01.77	1:01.67	1:01.84	1:01.86					

---

**37 Bill HENDERSON**

Lap	1	2	3	4	5	6	7	8	9	10
1	1:09.77	1:02.31	1:00.99	1:00.39	1:00.03	1:00.20	59.62	1:01.05	1:01.27	1:00.02
11	1:00.11	1:00.33	1:01.38	1:00.98	1:01.56	1:00.31	1:00.60	1:00.53	1:01.24	

---

**57 Oliver COX**

Lap	1	2	3	4	5	6	7	8	9	10
1	1:11.01	1:06.30	1:04.88	1:03.68	1:03.63	1:03.61	1:03.98	1:02.90	1:04.35	1:02.88
11	1:03.02	1:02.77	1:02.64	1:02.04	1:03.44	1:04.01	1:04.90	1:03.95		

---

**62 Lewis SHELLEY**

Lap	1	2	3	4	5	6	7	8	9	10
1	1:15.00	1:06.66	1:06.10	1:06.31	1:06.48	1:05.00	1:20.62			

---

**78 Peter BROWN**

Lap	1	2	3	4	5	6	7	8	9	10
1	1:13.56	1:09.37	1:11.06	1:13.10	1:12.23	1:12.22	1:10.37	1:10.77	1:09.52	1:09.60
11	1:09.50	1:09.57	1:10.43	1:10.58	1:18.87	1:22.34				

---

**95 Richard STABLES**

Lap	1	2	3	4	5	6	7	8	9	10
1	1:06.81	1:02.01	1:00.55	59.96	1:00.31	1:00.12	1:00.37	59.45	59.78	59.55
11	59.18	59.08	59.36	59.55	58.82	58.95	58.83	1:00.12	58.73	



## 2nd Best Qualifying Times

### 750MC Bike-Sports Championship

Pos	No	Cl	Name	Car	Time
1	95	A2	Richard STABLES	Radical PR6 Prosport	59.23
2	25	A2	James BREAKELL	Radical PR6 Prosport	59.45
3	37	I	Bill HENDERSON	Radical SR3	1:01.05
4	57	A2	Oliver COX	Radical SR4	1:02.98
5	27	C2	Joe JACKSON	Global GT	1:04.34
6	21	C2	Kevin GOATER	Kellforms Retoga	1:04.89
7	62	C2	Lewis SHELLEY	Global GT	1:07.45
8	78	B2	Peter BROWN	Radical Clubsport	1:07.48


29 Aug 10 12:43

Clerk of Course:

Time Issued:

Chief Timekeeper:

THESE RESULTS REMAIN PROVISIONAL FOR A MINIMUM OF 30 MINUTES FROM THE TIME OF ISSUE




# RACE GRID



## 750MC Bike-Sports Championship

### Race 17

ROW 6				
ROW 5	<b>12</b> No second time Peter COOMBS		<b>32</b> Subject to Qual Paul LE MAITRE	
ROW 4		<b>62</b> 01:07.450 Lewis SHELLEY		<b>78</b> 01:07.480 Peter BROWN
ROW 3	<b>27</b> 01:04.340 Joe JACKSON		<b>21</b> 01:04.890 Kevin GOATER	
ROW 2		<b>37</b> 01:01.050 Bill HENDERSON		<b>57</b> 01:02.980 Oliver COX
ROW 1	<b>95</b> 00:59.230 Richard STABLES		<b>25</b> 00:59.450 James BREAKELL	
<b>POLE</b>				
				



## Provisional Results - Race 12

### 750MC Bike-Sports Championship

Pl	No	Cl	Name	Car	Laps	Time	Behind	MPH	Best Lap on	MPH
1	95	A2	Richard STABLES	Radical PR6 Prosport	19	19:01.53		98.21	58.73	19 100.47
2	25	A2	James BREAKELL	Radical PR6 Prosport	19	19:13.14	11.61	97.22	59.35	11 99.42
3	37	I	Bill HENDERSON	Radical SR3	19	19:22.69	21.16	96.42	59.62	7 98.97
4	57	A2	Oliver COX	Radical SR4	18	19:13.99	1 Lap	92.03	1:02.04	14 95.11
5	27	C2	Joe JACKSON	Global GT	18	19:43.77	1 Lap	89.72	1:03.18	10 93.39
6	21	C2	Kevin GOATER	Kellforms Retoga	18	20:04.39	1 Lap	88.18	1:04.09	9 92.06
7	12	C2	Peter COOMBS	Coombs Sports 8C	17	19:23.25	2 Laps	86.23	1:04.41	13 91.61
8	78	B2	Peter BROWN	Radical Clubsport	16	19:13.09	3 Laps	81.87	1:09.37	2 85.06

#### Not-Classified

32	A1	Paul LE MAITRE	Hedgehog BS10	15	15:54.25	DNF	92.75	1:01.67	13	95.68
62	C2	Lewis SHELLEY	Global GT	7	8:06.17	DNF	84.96	1:05.00	6	90.78

#### Fastest Lap

95	A2	Richard STABLES	Radical PR6 Prosport					58.73	19	100.47 Rec
37	I	Bill HENDERSON	Radical SR3					59.62	7	98.97
32	A1	Paul LE MAITRE	Hedgehog BS10					1:01.67	13	95.68 Rec
27	C2	Joe JACKSON	Global GT					1:03.18	10	93.39 Rec
78	B2	Peter BROWN	Radical Clubsport					1:09.37	2	85.06 Rec

Weather / Track: Bright / Dry

Start Time : 14:51

Silverstone National

29 Aug 10 15:16

Clerk of Course :	Time Issued :	Chief Timekeeper : Terry Stevens
-------------------	---------------	----------------------------------

THESE RESULTS REMAIN PROVISIONAL FOR A MINIMUM OF 30 MINUTES FROM THE TIME OF ISSUE AND UNTIL ALL JUDICIAL AND TECHNICAL MATTERS HAVE BEEN SETTLED

Results produced on HS Sports Timing and Results Systems. Results online at [www.750MC.co.uk](http://www.750MC.co.uk)



## Provisional Results - Race 17

### 750MC Bike-Sports Championship

Pl	No	Cl	Name	Car	Laps	Time	Behind	MPH	Best Lap on	MPH
1	95	A2	Richard STABLES	Radical PR6 Prosport	14	13:51.96		99.29	58.82	5 100.31
2	37	I	Bill HENDERSON	Radical SR3	14	14:00.93	8.97	98.23	58.98	3 100.04
3	25	A2	James BREAKELL	Radical PR6 Prosport	14	14:09.17	17.21	97.28	1:00.06	12 98.24
4	57	A2	Oliver COX	Radical SR4	14	14:47.31	55.35	93.10	1:02.26	11 94.77
5	27	C2	Joe JACKSON	Global GT	13	13:54.43	1 Lap	91.93	1:02.70	4 94.11
6	21	C2	Kevin GOATER	Kellforms Retoga	13	14:14.10	1 Lap	89.81	1:04.76	4 91.11
7	12	C2	Peter COOMBS	Coombs Sports 8C	13	14:27.53	1 Lap	88.42	1:05.28	10 90.39

#### Not-Classified

78	B2	Peter BROWN	Radical Clubsport	0		Starter	0.00
----	----	-------------	-------------------	---	--	---------	------

#### Non-Starters

32	A1	Paul LE MAITRE	Hedgehog BS10
62	C2	Lewis SHELLEY	Global GT

#### Fastest Lap

95	A2	Richard STABLES	Radical PR6 Prosport	58.82	5	100.31
37	I	Bill HENDERSON	Radical SR3	58.98	3	100.04
27	C2	Joe JACKSON	Global GT	1:02.70	4	94.11 Rec

Weather / Track: Bright / Dry

Start Time : 17:26

Silverstone National

29 Aug 10 17:44

Clerk of Course :	Time Issued :	Chief Timekeeper : Terry Stevens
-------------------	---------------	----------------------------------

THESE RESULTS REMAIN PROVISIONAL FOR A MINIMUM OF 30 MINUTES FROM THE TIME OF ISSUE AND UNTIL ALL JUDICIAL AND TECHNICAL MATTERS HAVE BEEN SETTLED.

Results produced on HS Sports Timing and Results Systems

# Lap Chart

## 750MC Bike-Sports Championship - Race 17

Lap 1		Lap 2		Lap 3		Lap 4		Lap 5		Lap 6		Lap 7		Lap 8		Lap 9		Lap 10	
No	Time	No	Time	No	Time	No	Time	No	Time	No	Time	No	Time	No	Time	No	Time	No	Time
95	1:02.15	95	2:01.63	95	3:00.79	95	3:59.91	95	4:58.73	95	5:57.87	95	6:57.05	95	7:56.30	95	8:55.44	95	9:54.44
37	1:03.83	37	2:03.36	37	3:02.34	37	4:01.69	37	5:00.98	37	6:00.19	37	6:59.71	37	7:59.42	12	8:58.15 *1	37	9:59.65
25	1:04.49	25	2:05.39	25	3:05.79	25	4:06.12	25	5:06.62	25	6:06.92	25	7:07.14	25	8:07.28	37	8:58.84	12	10:04.65 *1
57	1:08.98	57	2:13.60	57	3:17.16	57	4:19.86	57	5:23.04	57	6:26.26	57	7:28.80	57	8:31.40	25	9:07.41	25	10:07.92
21	1:10.58	27	2:16.50	27	3:19.54	27	4:22.24	27	5:25.10	27	6:28.01	27	7:30.77	27	8:34.05	57	9:34.04	57	10:37.10
27	1:12.05	21	2:17.43	21	3:22.69	21	4:27.45	21	5:32.43	21	6:37.31	21	7:42.24	21	8:47.29	27	9:37.87	27	10:41.82
12	1:14.00	12	2:21.06	12	3:27.81	12	4:33.85	12	5:40.39	12	6:45.89	12	7:52.06			21	9:53.10		

# Lap Chart

## 750MC Bike-Sports Championship - Race 17

Lap 11		Lap 12		Lap 13		Lap 14		Lap 15		Lap 16		Lap 17		Lap 18		Lap 19		Lap 20	
No	Time	No	Time	No	Time	No	Time	No	Time	No	Time	No	Time	No	Time	No	Time	No	Time
95	10:54.67	95	11:53.84	95	12:52.69	95	13:51.96												
21	10:58.57 *1	37	12:00.03	37	13:00.16	27	13:54.43 *1												
37	10:59.22	21	12:04.16 *1	25	13:08.57	37	14:00.93												
25	11:08.25	25	12:08.31	21	13:09.15 *1	25	14:09.17												
12	11:09.93 *1	12	12:15.60 *1	12	13:21.05 *1	21	14:14.10 *1												
57	11:39.36	57	12:42.04	57	13:44.72	12	14:27.53 *1												
27	11:45.34	27	12:48.86			57	14:47.31												

# 750MC Bike-Sports Championship

## LAP TIMES - Race 17

---

**12 Peter COOMBS**

Lap	1	2	3	4	5	6	7	8	9	10
1	1:14.00	1:07.06	1:06.75	1:06.04	1:06.54	1:05.50	1:06.17	1:06.09	1:06.50	1:05.28
11	1:05.67	1:05.45	1:06.48							

---

**21 Kevin GOATER**

Lap	1	2	3	4	5	6	7	8	9	10
1	1:10.58	1:06.85	1:05.26	1:04.76	1:04.98	1:04.88	1:04.93	1:05.05	1:05.81	1:05.47
11	1:05.59	1:04.99	1:04.95							

---

**25 James BREAKELL**

Lap	1	2	3	4	5	6	7	8	9	10
1	1:04.49	1:00.90	1:00.40	1:00.33	1:00.50	1:00.30	1:00.22	1:00.14	1:00.13	1:00.51
11	1:00.33	1:00.06	1:00.26	1:00.60						

---

**27 Joe JACKSON**

Lap	1	2	3	4	5	6	7	8	9	10
1	1:12.05	1:04.45	1:03.04	1:02.70	1:02.86	1:02.91	1:02.76	1:03.28	1:03.82	1:03.95
11	1:03.52	1:03.52	1:05.57							

---

**37 Bill HENDERSON**

Lap	1	2	3	4	5	6	7	8	9	10
1	1:03.83	59.53	58.98	59.35	59.29	59.21	59.52	59.71	59.42	1:00.81
11	59.57	1:00.81	1:00.13	1:00.77						

---

**57 Oliver COX**

Lap	1	2	3	4	5	6	7	8	9	10
1	1:08.98	1:04.62	1:03.56	1:02.70	1:03.18	1:03.22	1:02.54	1:02.60	1:02.64	1:03.06
11	1:02.26	1:02.68	1:02.68	1:02.59						

---

**95 Richard STABLES**

Lap	1	2	3	4	5	6	7	8	9	10
1	1:02.15	59.48	59.16	59.12	58.82	59.14	59.18	59.25	59.14	59.00
11	1:00.23	59.17	58.85	59.27						