



(P2) Provisional Qualifying Times for Races 2(All) & 10(Kits only)

750MC Kit Car Championship plus Allcomers

Pl	No	Cl	Name	Car	Laps	Time on Lap	Behind	MPH
1	14		Jack MIDDLETON	Radical Prosport	9	1:14.65	8	94.14
2	18		Paul SPENCER	ProSport LM3000	12	1:17.34	10	90.86
3	53	A	Andy HILEY	Taydec Mk2	11	1:18.70	11	89.29
4	65		Richard GILMOUR	Mallock	11	1:18.99	9	88.96
5	99		Ian CRAIG	BMW M3	10	1:19.07	6	88.87
6	28		Gary GOODYEAR	RAW Fulcrum	4	1:19.33	4	88.58
7	7		Ryan BENSLEY	Vauxhall Astra VXR	8	1:20.89	4	86.87
8	9	C	Anton LANDON	Cyana MX500R	11	1:21.33	5	86.40
9	38	C	David CALDECOURT	Sylva Phoenix	11	1:21.90	7	85.80
10	82	C	Rob JOHNSTON	Cyana MX500R	11	1:21.92	5	85.78
11	24	C	Guy HUSSEY	RAW Striker	11	1:22.51	7	85.17
12	44		Paul RICKERS	Sylva Phoenix	11	1:22.62	4	85.05
13	50		Jason RICHARDSON	Mini Cooper S	9	1:23.39	9	84.27
14	6	A	Nigel BROWN	Sylva Phoenix	11	1:23.46	5	84.20
15	34		Mark SAMMLAND	Fisher Fury	11	1:23.50	9	84.16
16	5	B	Ian KEMPSON	MK Indy	11	1:23.88	6	83.78
17	25	C	Colin BENHAM	Stuart Taylor Phoenix	10	1:25.29	8	82.39
18	2		Simon NUNN	BMW E30	3	1:26.52	2	81.22
19	96		Joe FERGUSON	Citroen Saxo VTR	9	1:27.33	6	80.47
20	8	A	John MOORE	Sylva Phoenix	4	1:27.61	3	80.21
21	98		Daniel FERGUSON	Citroen Saxo VTR	5	1:27.94	2	79.91
22	88		Mark TSANG	Ford Fiesta	10	1:27.94	4	79.91
23	153		Andrew TSANG	Peugeot 106 XSi	7	1:28.07	4	79.79
24	51		Matt DIGBY	Citroen Saxo VTR	10	1:28.12	4	79.75
25	22		Jason PELOSI	Citroen Saxo VTR	7	1:28.28	6	79.60
26	23		Patrick MORTELL	BMW Z3	6	1:29.17	3	78.81
27	69		Simon HOLLOWAY	VW Lupo GTi	10	1:31.91	9	76.46

Not-Seen

55	Peter WRIGHT	Crossle 9S
75	A Matthew LEWIS	MNR Vortx

Weather / Track:

Start Time : 09:23

Snetterton

18 Sep 10 09:41

Clerk of Course :	Time Issued :	Chief Timekeeper : Terry Stevens
-------------------	---------------	----------------------------------

THESE RESULTS REMAIN PROVISIONAL FOR A MINIMUM OF 30 MINUTES FROM THE TIME OF ISSUE AND UNTIL ALL JUDICIAL AND TECHNICAL MATTERS HAVE BEEN SETTLED.

Results produced on HS Sports Timing and Results Systems. Results online at www.750MC.co.uk

750MC Kit Car Championship plus Allcomers

AP TIMES - (P2) Provisional Qualifying Times for Races 2(All) & 10(Kits onl

2	Simon NUNN										
	Lap	1	2	3	4	5	6	7	8	9	10
	1	2:32.52	1:26.52	1:28.87							
5	Ian KEMPSON										
	Lap	1	2	3	4	5	6	7	8	9	10
	1	2:13.92	1:26.04	1:24.50	1:25.52	1:24.46	1:23.88	1:24.37	1:23.97	1:24.92	1:24.86
	11	1:24.15									
6	Nigel BROWN										
	Lap	1	2	3	4	5	6	7	8	9	10
	1	1:52.82	1:27.88	1:24.26	1:23.98	1:23.46	1:24.20	1:24.63	1:28.08	1:26.21	1:26.38
	11	1:25.56									
7	Ryan BENSLEY										
	Lap	1	2	3	4	5	6	7	8	9	10
	1	2:11.19	3:34.83	1:25.95	1:20.89	1:21.91	1:22.71	1:22.04	1:24.42		
8	John MOORE										
	Lap	1	2	3	4	5	6	7	8	9	10
	1	1:46.43	1:46.52	1:27.61	2:17.49						
9	Anton LANDON										
	Lap	1	2	3	4	5	6	7	8	9	10
	1	1:53.67	1:25.71	1:22.64	1:21.38	1:21.33	1:21.75	1:26.09	1:23.69	1:23.37	1:21.83
	11	1:23.06									
14	Jack MIDDLETON										
	Lap	1	2	3	4	5	6	7	8	9	10
	1	2:04.16	1:30.16	1:25.59	1:18.99	1:15.96	1:16.60	1:18.54	1:14.65	1:15.65	
18	Paul SPENCER										
	Lap	1	2	3	4	5	6	7	8	9	10
	1	1:41.79	1:23.09	1:20.18	1:17.81	1:22.30	1:18.28	1:18.78	1:18.24	1:18.23	1:17.34
	11	1:17.79	1:20.17								
22	Jason PELOSI										
	Lap	1	2	3	4	5	6	7	8	9	10
	1	3:32.88	1:30.67	1:31.61	1:29.14	1:28.68	1:28.28	1:28.33			
23	Patrick MORTELL										
	Lap	1	2	3	4	5	6	7	8	9	10
	1	2:36.40	1:35.50	1:29.17	1:30.34	1:31.29	1:52.64				
24	Guy HUSSEY										
	Lap	1	2	3	4	5	6	7	8	9	10
	1	1:38.15	1:25.57	1:24.39	1:23.17	1:22.71	1:22.63	1:22.51	1:22.73	1:25.64	1:45.78
	11	1:46.61									

25	Colin BENHAM									
Lap	1	2	3	4	5	6	7	8	9	10
1	2:20.68	1:30.22	1:29.38	1:26.13	1:26.94	1:26.50	1:25.51	1:25.29	1:26.97	1:25.67
28	Gary GOODYEAR									
Lap	1	2	3	4	5	6	7	8	9	10
1	1:40.45	1:21.86	1:19.93	1:19.33						
34	Mark SAMMLAND									
Lap	1	2	3	4	5	6	7	8	9	10
1	1:40.42	1:26.22	1:25.26	1:23.96	1:25.19	1:24.74	1:26.18	1:26.07	1:23.50	1:23.84
11	1:24.01									
38	David CALDECOURT									
Lap	1	2	3	4	5	6	7	8	9	10
1	2:15.40	1:26.92	1:23.46	1:23.40	1:30.63	1:22.36	1:21.90	1:23.23	1:22.87	1:21.93
11	1:24.12									
44	Paul RICKERS									
Lap	1	2	3	4	5	6	7	8	9	10
1	1:54.72	1:28.48	1:23.87	1:22.62	1:23.06	1:24.54	1:24.12	1:24.86	1:22.64	1:23.75
11	1:53.78									
50	Jason RICHARDSON									
Lap	1	2	3	4	5	6	7	8	9	10
1	2:34.04	1:27.54	1:25.95	1:23.54	3:17.09	1:31.11	1:23.51	1:25.22	1:23.39	
51	Matt DIGBY									
Lap	1	2	3	4	5	6	7	8	9	10
1	2:14.34	1:33.44	1:28.93	1:28.12	1:28.64	1:37.45	1:28.86	1:41.20	1:38.84	1:32.14
53	Andy HILEY									
Lap	1	2	3	4	5	6	7	8	9	10
1	2:52.51	1:20.44	1:21.46	1:20.40	1:18.81	1:18.97	1:18.98	1:18.79	1:19.81	1:19.12
11	1:18.70									
65	Richard GILMOUR									
Lap	1	2	3	4	5	6	7	8	9	10
1	2:10.86	1:30.48	1:25.46	1:21.47	1:20.23	1:19.33	1:19.22	1:20.12	1:18.99	1:19.53
11	1:24.76									
69	Simon HOLLOWAY									
Lap	1	2	3	4	5	6	7	8	9	10
1	2:09.29	1:42.35	1:41.36	1:34.73	1:34.71	1:34.63	1:33.31	1:32.31	1:31.91	1:32.60
82	Rob JOHNSTON									
Lap	1	2	3	4	5	6	7	8	9	10
1	1:43.84	1:23.61	1:23.49	1:21.93	1:21.92	1:23.04	1:22.37	1:22.41	1:22.44	1:24.49
11	1:24.44									
88	Mark TSANG									
Lap	1	2	3	4	5	6	7	8	9	10
1	2:31.60	1:28.29	1:29.52	1:27.94	1:29.60	1:28.27	1:28.51	1:28.24	1:28.37	1:29.63
96	Joe FERGUSON									
Lap	1	2	3	4	5	6	7	8	9	10
1	2:37.90	1:28.29	1:27.41	1:30.97	1:27.91	1:27.33	1:38.64	3:10.19	1:34.38	

98 Daniel FERGUSON

Lap	1	2	3	4	5	6	7	8	9	10
1	2:37.96	1:27.94	1:29.63	2:41.15	2:41.16					

99 Ian CRAIG

Lap	1	2	3	4	5	6	7	8	9	10
1	2:12.06	1:29.54	1:21.50	1:19.75	1:19.43	1:19.07	1:20.69	1:21.18	1:23.99	1:38.67

153 Andrew TSANG

Lap	1	2	3	4	5	6	7	8	9	10
1	2:31.34	1:30.63	1:29.56	1:28.07	1:28.37	1:28.81	1:28.61			

RACE GRID

750MC Kit Car Championship plus Allcomers

Race 2

ROW 14	69 01:31.910 Simon HOLLOWAY	
ROW 13	22 01:28.280 Jason PELOSI	23 01:29.170 Patrick MORTELL
ROW 12	153 01:28.070 Andrew TSANG	51 01:28.120 Matt DIGBY
ROW 11	98 01:27.940 Daniel FERGUSON	88 01:27.940 Mark TSANG
ROW 10	96 01:27.330 Joe FERGUSON	8 01:27.610 John MOORE
ROW 9	25 01:25.290 Colin BENHAM	2 01:26.520 Simon NUNN
ROW 8	34 01:23.500 Mark SAMMLAND	5 01:23.880 Ian KEMPSON
ROW 7	50 01:23.390 Jason RICHARDSON	6 01:23.460 Nigel BROWN
ROW 6	24 01:22.510 Guy HUSSEY	44 01:22.620 Paul RICKERS
ROW 5	38 01:21.900 David CALDECOURT	82 01:21.920 Rob JOHNSTON
ROW 4	7 01:20.890 Ryan BENSLEY	9 01:21.330 Anton LANDON
ROW 3	99 01:19.070 Ian CRAIG	28 01:19.330 Gary GOODYEAR
ROW 2	53 01:18.700 Andy HILEY	65 01:18.990 Richard GILMOUR
ROW 1	14 01:14.650 Jack MIDDLETON	18 01:17.340 Paul SPENCER

POLE



Provisional Results - Race 2

750MC Kit Car Championship plus Allcomers

PI	No	Cl	Name	Car	Laps	Time	Behind	MPH	Best Lap on	MPH
1	28	AC	Gary GOODYEAR	RAW Fulcrum	11	14:33.21		88.52	1:17.91	11 90.20
2	53	KA	Andy HILEY	Taydec Mk2	11	14:34.95	1.74	88.35	1:18.29	8 89.76
3	65	AC	Richard GILMOUR	Mallock	11	14:36.23	3.02	88.22	1:18.26	8 89.79
4	99	AC	Ian CRAIG	BMW M3	11	14:46.27	13.06	87.22	1:18.53	6 89.48
5	8	KA	John MOORE	Sylva Phoenix	11	15:01.55	28.34	85.74	1:20.05	6 87.79
6	82	KC	Rob JOHNSTON	Cyana MX500R	11	15:02.29	29.08	85.67	1:20.77	5 87.00
7	38	KC	David CALDECOURT	Sylva Phoenix	11	15:02.34	29.13	85.67	1:19.47	11 88.43
8	7	AC	Ryan BENSLEY	Vauxhall Astra VXR	11	15:03.85	30.64	85.52	1:20.17	2 87.65
9	5	KB	Ian KEMPSON	MK Indy	11	15:04.68	31.47	85.44	1:19.88	7 87.97
10	50	AC	Jason RICHARDSON	Mini Cooper S	11	15:12.45	39.24	84.72	1:20.46	11 87.34
11	6	KA	Nigel BROWN	Sylva Phoenix	11	15:14.80	41.59	84.50	1:21.20	6 86.54
12	25	KC	Colin BENHAM	Stuart Taylor Phoenix	11	15:37.08	1:03.87	82.49	1:22.03	7 85.67
13	34	AC	Mark SAMMLAND	Fisher Fury	11	15:37.73	1:04.52	82.43	1:22.46	11 85.22
14	88	AC	Mark TSANG	Ford Fiesta	10	14:43.63	1 Lap	79.53	1:26.11	2 81.61
15	98	AC	Joe FERGUSON	Citroen Saxo VTR	10	14:44.82	1 Lap	79.42	1:25.84	5 81.86
16	153	AC	Andrew TSANG	Peugeot 106 XSi	10	14:47.19	1 Lap	79.21	1:26.86	8 80.90
17	23	AC	Patrick MORTELL	BMW Z3	10	15:01.17	1 Lap	77.98	1:27.91	2 79.94
18	69	AC	Simon HOLLOWAY	VW Lupo GTi	10	15:42.55	1 Lap	74.56	1:31.50	9 76.80

Not-Classified

9	C	Anton LANDON	Cyana MX500R	6	8:19.11	DNF	84.48	1:20.40	6 87.40
24	C	Guy HUSSEY	RAW Striker	6	8:19.40	DNF	84.43	1:21.26	2 86.48
51		Matt DIGBY	Citroen Saxo VTR	6	9:36.45	DNF	73.14	1:28.03	5 79.83
44		Paul RICKERS	Sylva Phoenix	5	6:58.82	DNF	83.89	1:20.48	5 87.32
96		Daniel FERGUSON	Citroen Saxo VTR	5	7:36.04	DNF	77.05	1:28.01	2 79.85
18		Paul SPENCER	ProSport LM3000	0		Starter	0.00		
75	A	Matthew LEWIS	MNR Vortx	0		Starter	0.00		

Non-Starters

14		Jack MIDDLETON	Radical Prosport						
2		Simon NUNN	BMW E30						
22		Jason PELOSI	Citroen Saxo VTR						

Fastest Lap

28		Gary GOODYEAR	RAW Fulcrum				1:17.91	11 90.20
53	A	Andy HILEY	Taydec Mk2				1:18.29	8 89.76
38	C	David CALDECOURT	Sylva Phoenix				1:19.47	11 88.43
5	B	Ian KEMPSON	MK Indy				1:19.88	7 87.97

Weather / Track: Bright / Dry

Start Time : 13:37

Snetterton

18 Sep 10 13:58

Clerk of Course :	Time Issued :	Chief Timekeeper : Terry Stevens
-------------------	---------------	----------------------------------

THESE RESULTS REMAIN PROVISIONAL FOR A MINIMUM OF 30 MINUTES FROM THE TIME OF ISSUE AND UNTIL ALL JUDICIAL AND TECHNICAL MATTERS HAVE BEEN SETTLED.

Results produced on HS Sports Timing and Results Systems

Lap Chart

750MC Kit Car Championship plus Allcomers - Race 2

Lap 1		Lap 2		Lap 3		Lap 4		Lap 5		Lap 6		Lap 7		Lap 8		Lap 9		Lap 10	
No	Time	No	Time	No	Time	No	Time	No	Time	No	Time	No	Time	No	Time	No	Time	No	Time
28	1:26.96	28	2:45.52	28	4:04.24	28	5:22.77	28	6:41.28	28	8:00.29	28	9:18.59	28	10:37.13	28	11:55.62	28	13:15.30
53	1:27.65	53	2:46.88	53	4:06.22	53	5:24.71	53	6:43.61	53	8:02.23	53	9:20.58	53	10:38.87	53	11:57.26	88	13:15.99 *1
65	1:28.56	65	2:47.62	65	4:06.74	65	5:25.75	65	6:44.62	65	8:03.33	65	9:21.69	65	10:39.95	65	11:58.68	53	13:16.56
82	1:30.08	7	2:50.89	7	4:11.14	7	5:32.08	99	6:52.19	99	8:10.72	99	9:29.64	99	10:48.85	23	12:03.46 *1	65	13:17.21
7	1:30.72	82	2:51.99	82	4:13.29	99	5:32.66	82	6:54.96	82	8:15.82	69	9:32.73 *1	8	10:58.87	99	12:07.75	98	13:17.68 *1
9	1:30.87	9	2:52.77	99	4:13.56	82	5:34.19	7	6:57.02	8	8:17.55	51	9:36.45 *1	82	10:59.46	8	12:19.40	153	13:19.72 *1
24	1:31.61	24	2:52.87	24	4:14.27	24	5:36.10	8	6:57.50	7	8:18.32	8	9:38.16	7	11:00.57	82	12:20.41	99	13:26.92
6	1:32.12	99	2:53.32	9	4:14.78	8	5:36.30	24	6:58.13	9	8:19.11	82	9:38.30	5	11:01.11	7	12:21.86	23	13:33.12 *1
99	1:32.51	8	2:54.07	8	4:14.94	9	5:37.24	9	6:58.71	24	8:19.40	7	9:38.93	38	11:01.15	38	12:22.58	8	13:39.85
44	1:32.78	6	2:54.13	6	4:15.79	44	5:38.34	44	6:58.82	5	8:19.79	5	9:39.67	6	11:07.11	5	12:23.07	82	13:41.36
8	1:33.39	44	2:54.81	44	4:16.10	6	5:38.63	5	6:59.51	38	8:20.84	38	9:40.43	50	11:07.32	6	12:29.62	38	13:42.87
5	1:33.62	5	2:55.54	38	4:17.13	5	5:38.86	6	7:00.43	6	8:21.63	6	9:44.65	69	11:07.69 *1	50	12:29.78	7	13:43.55
38	1:34.79	38	2:55.63	5	4:17.64	38	5:39.14	38	7:00.86	50	8:23.22	50	9:45.11	34	11:26.42	69	12:39.38 *1	5	13:44.03
50	1:35.04	50	2:56.55	50	4:18.65	50	5:39.76	50	7:01.86	34	8:38.12	34	10:02.24	25	11:27.03	34	12:50.29	50	13:51.99
25	1:35.62	25	2:58.42	34	4:26.62	34	5:51.00	34	7:14.61	25	8:42.81	25	10:04.84	88	11:49.19	25	12:50.87	6	13:52.62
34	1:38.28	34	3:02.53	88	4:32.63	25	5:57.05	25	7:19.85	88	8:53.92	88	10:21.73	98	11:50.86			69	14:10.88 *1
153	1:39.40	88	3:05.57	25	4:33.45	88	5:59.19	88	7:25.74	153	8:57.05	98	10:24.84	153	11:52.47			25	14:14.47
88	1:39.46	153	3:07.13	153	4:34.85	153	6:02.43	153	7:29.98	98	8:57.48	153	10:25.61					34	14:15.27
23	1:40.77	23	3:08.68	96	4:38.27	98	6:04.95	98	7:30.79	23	9:04.60	23	10:34.08						
98	1:40.95	98	3:09.18	98	4:38.29	96	6:07.09	23	7:35.38										
96	1:41.43	96	3:09.44	23	4:38.60	23	6:07.23	96	7:36.04										
69	1:45.91	69	3:19.87	69	4:53.31	51	6:23.87	51	7:51.90										
51	1:51.64	51	3:23.96	51	4:53.77	69	6:25.51	69	7:58.20										

Lap Chart

750MC Kit Car Championship plus Allcomers - Race 2

Lap 11		Lap 12		Lap 13		Lap 14		Lap 15		Lap 16		Lap 17		Lap 18		Lap 19		Lap 20	
No	Time	No	Time	No	Time	No	Time	No	Time	No	Time	No	Time	No	Time	No	Time	No	Time
28	14:33.21																		
53	14:34.95																		
65	14:36.23																		
88	14:43.63 *1																		
98	14:44.82 *1																		
99	14:46.27																		
153	14:47.19 *1																		
23	15:01.17 *1																		
8	15:01.55																		
82	15:02.29																		
38	15:02.34																		
7	15:03.85																		
5	15:04.68																		
50	15:12.45																		
6	15:14.80																		
25	15:37.08																		
34	15:37.73																		
69	15:42.55 *1																		

750MC Kit Car Championship plus Allcomers

LAP TIMES - Race 2

5 Ian KEMPSON

Lap	1	2	3	4	5	6	7	8	9	10
1	1:33.62	1:21.92	1:22.10	1:21.22	1:20.65	1:20.28	1:19.88	1:21.44	1:21.96	1:20.96
11	1:20.65									

6 Nigel BROWN

Lap	1	2	3	4	5	6	7	8	9	10
1	1:32.12	1:22.01	1:21.66	1:22.84	1:21.80	1:21.20	1:23.02	1:22.46	1:22.51	1:23.00
11	1:22.18									

7 Ryan BENSLEY

Lap	1	2	3	4	5	6	7	8	9	10
1	1:30.72	1:20.17	1:20.25	1:20.94	1:24.94	1:21.30	1:20.61	1:21.64	1:21.29	1:21.69
11	1:20.30									

8 John MOORE

Lap	1	2	3	4	5	6	7	8	9	10
1	1:33.39	1:20.68	1:20.87	1:21.36	1:21.20	1:20.05	1:20.61	1:20.71	1:20.53	1:20.45
11	1:21.70									

9 Anton LANDON

Lap	1	2	3	4	5	6	7	8	9	10
1	1:30.87	1:21.90	1:22.01	1:22.46	1:21.47	1:20.40				

23 Patrick MORTELL

Lap	1	2	3	4	5	6	7	8	9	10
1	1:40.77	1:27.91	1:29.92	1:28.63	1:28.15	1:29.22	1:29.48	1:29.38	1:29.66	1:28.05

24 Guy HUSSEY

Lap	1	2	3	4	5	6	7	8	9	10
1	1:31.61	1:21.26	1:21.40	1:21.83	1:22.03	1:21.27				

25 Colin BENHAM

Lap	1	2	3	4	5	6	7	8	9	10
1	1:35.62	1:22.80	1:35.03	1:23.60	1:22.80	1:22.96	1:22.03	1:22.19	1:23.84	1:23.60
11	1:22.61									

28 Gary GOODYEAR

Lap	1	2	3	4	5	6	7	8	9	10
1	1:26.96	1:18.56	1:18.72	1:18.53	1:18.51	1:19.01	1:18.30	1:18.54	1:18.49	1:19.68
11	1:17.91									

34 Mark SAMMLAND

Lap	1	2	3	4	5	6	7	8	9	10
1	1:38.28	1:24.25	1:24.09	1:24.38	1:23.61	1:23.51	1:24.12	1:24.18	1:23.87	1:24.98
11	1:22.46									

38 David CALDECOURT

Lap	1	2	3	4	5	6	7	8	9	10
1	1:34.79	1:20.84	1:21.50	1:22.01	1:21.72	1:19.98	1:19.59	1:20.72	1:21.43	1:20.29
11	1:19.47									

44	Paul RICKERS										
Lap	1	2	3	4	5	6	7	8	9	10	
1	1:32.78	1:22.03	1:21.29	1:22.24	1:20.48						
50	Jason RICHARDSON										
Lap	1	2	3	4	5	6	7	8	9	10	
1	1:35.04	1:21.51	1:22.10	1:21.11	1:22.10	1:21.36	1:21.89	1:22.21	1:22.46	1:22.21	
11	1:20.46										
51	Matt DIGBY										
Lap	1	2	3	4	5	6	7	8	9	10	
1	1:51.64	1:32.32	1:29.81	1:30.10	1:28.03	1:44.55					
53	Andy HILEY										
Lap	1	2	3	4	5	6	7	8	9	10	
1	1:27.65	1:19.23	1:19.34	1:18.49	1:18.90	1:18.62	1:18.35	1:18.29	1:18.39	1:19.30	
11	1:18.39										
65	Richard GILMOUR										
Lap	1	2	3	4	5	6	7	8	9	10	
1	1:28.56	1:19.06	1:19.12	1:19.01	1:18.87	1:18.71	1:18.36	1:18.26	1:18.73	1:18.53	
11	1:19.02										
69	Simon HOLLOWAY										
Lap	1	2	3	4	5	6	7	8	9	10	
1	1:45.91	1:33.96	1:33.44	1:32.20	1:32.69	1:34.53	1:34.96	1:31.69	1:31.50	1:31.67	
82	Rob JOHNSTON										
Lap	1	2	3	4	5	6	7	8	9	10	
1	1:30.08	1:21.91	1:21.30	1:20.90	1:20.77	1:20.86	1:22.48	1:21.16	1:20.95	1:20.95	
11	1:20.93										
88	Mark TSANG										
Lap	1	2	3	4	5	6	7	8	9	10	
1	1:39.46	1:26.11	1:27.06	1:26.56	1:26.55	1:28.18	1:27.81	1:27.46	1:26.80	1:27.64	
96	Daniel FERGUSON										
Lap	1	2	3	4	5	6	7	8	9	10	
1	1:41.43	1:28.01	1:28.83	1:28.82	1:28.95						
98	Joe FERGUSON										
Lap	1	2	3	4	5	6	7	8	9	10	
1	1:40.95	1:28.23	1:29.11	1:26.66	1:25.84	1:26.69	1:27.36	1:26.02	1:26.82	1:27.14	
99	Ian CRAIG										
Lap	1	2	3	4	5	6	7	8	9	10	
1	1:32.51	1:20.81	1:20.24	1:19.10	1:19.53	1:18.53	1:18.92	1:19.21	1:18.90	1:19.17	
11	1:19.35										
153	Andrew TSANG										
Lap	1	2	3	4	5	6	7	8	9	10	
1	1:39.40	1:27.73	1:27.72	1:27.58	1:27.55	1:27.07	1:28.56	1:26.86	1:27.25	1:27.47	



2nd Best Qualifying Times

750MC Kit Car Championship plus Allcomers

Pos	No	Cl	Name	Car	Time
1	14		Jack MIDDLETON	Radical ProSport	1:15.65
2	18		Paul SPENCER	ProSport LM3000	1:17.79
3	53	A	Andy HILEY	Taydec Mk2	1:18.79
4	65		Richard GILMOUR	Mallock	1:19.22
5	99		Ian CRAIG	BMW M3	1:19.43
6	28		Gary GOODYEAR	RAW Fulcrum	1:19.93
7	9	C	Anton LANDON	Cyana MX500R	1:21.38
8	7		Ryan BENSLEY	Vauxhall Astra VXR	1:21.91
9	82	C	Rob JOHNSTON	Cyana MX500R	1:21.93
10	38	C	David CALDECOURT	Sylva Phoenix	1:21.93
11	24	C	Guy HUSSEY	RAW Striker	1:22.63
12	44		Paul RICKERS	Sylva Phoenix	1:22.64
13	50		Jason RICHARDSON	Mini Cooper S	1:23.51
14	34		Mark SAMMLAND	Fisher Fury	1:23.84
15	5	B	Ian KEMPSON	MK Indy	1:23.97
16	6	A	Nigel BROWN	Sylva Phoenix	1:23.98
17	25	C	Colin BENHAM	Stuart Taylor Phoenix	1:25.51
18	96		Joe FERGUSON	Citroen Saxo VTR	1:27.41
19	88		Mark TSANG	Ford Fiesta	1:28.24
20	22		Jason PELOSI	Citroen Saxo VTR	1:28.33
21	153		Andrew TSANG	Peugeot 106 XSi	1:28.37
22	51		Matt DIGBY	Citroen Saxo VTR	1:28.64
23	2		Simon NUNN	BMW E30	1:28.87
24	98		Daniel FERGUSON	Citroen Saxo VTR	1:29.63
25	23		Patrick MORTELL	BMW Z3	1:30.34
26	69		Simon HOLLOWAY	VW Lupo GTi	1:32.31
27	8	A	John MOORE	Sylva Phoenix	1:46.43


18 Sep 10 09:44

Clerk of Course:


Time Issued:

Chief Timekeeper:

THESE RESULTS REMAIN PROVISIONAL FOR A MINIMUM OF 30 MINUTES FROM THE TIME OF ISSUE




RACE GRID



750MC Kit Car Championship

Race 10

ROW 6					
ROW 5	8 01:46.430 John MOORE				
ROW 4		6 01:23.980 Nigel BROWN		25 01:25.510 Colin BENHAM	
ROW 3	24 01:22.630 Guy HUSSEY		5 01:23.970 Ian KEMPSON		
ROW 2		82 01:21.930 Rob JOHNSTON		38 01:21.930 David CALDECOURT	
ROW 1	53 01:18.790 Andy HILEY		9 01:21.380 Anton LANDON		
POLE					
					



Provisional Results - Race 10

750MC Kit Car Championship

PI	No	Cl	Name	Car	Laps	Time	Behind	MPH	Best Lap on	MPH
1	8	KA	John MOORE	Sylva Phoenix	11	14:36.79		88.16	1:17.77	10 90.36
2	53	KA	Andy HILEY	Taydec Mk2	11	14:37.41	0.62	88.10	1:18.02	10 90.07
3	75	KA	Matthew LEWIS	MNR Vortx	11	14:43.33	6.54	87.51	1:17.64	10 90.51
4	6	KA	Nigel BROWN	Sylva Phoenix	11	14:59.12	22.33	85.97	1:20.20	7 87.62
5	9	KC	Anton LANDON	Cyana MX500R	11	15:00.49	23.70	85.84	1:19.94	6 87.91
6	38	KC	David CALDECOURT	Sylva Phoenix	11	15:00.53	23.74	85.84	1:19.96	10 87.88
7	5	KB	Ian KEMPSON	MK Indy	11	15:17.45	40.66	84.25	1:19.40	7 88.50
8	25	KC	Colin BENHAM	Stuart Taylor Phoenix	11	15:17.70	40.91	84.23	1:21.93	6 85.77
9	82	KC	Rob JOHNSTON	Cyana MX500R	10	15:28.22	1 Lap	75.71	1:30.28	9 77.84

Non-Starters

24 C Guy HUSSEY RAW Striker

Fastest Lap

75	A	Matthew LEWIS	MNR Vortx	1:17.64	10	90.51
5	B	Ian KEMPSON	MK Indy	1:19.40	7	88.50
9	C	Anton LANDON	Cyana MX500R	1:19.94	6	87.91

Weather / Track: Cloudy / Dry

Start Time : 10:44

Snetterton

19 Sep 10 11:00

Clerk of Course :	Time Issued :	Chief Timekeeper : Terry Stevens
-------------------	---------------	----------------------------------

THESE RESULTS REMAIN PROVISIONAL FOR A MINIMUM OF 30 MINUTES FROM THE TIME OF ISSUE AND UNTIL ALL JUDICIAL AND TECHNICAL MATTERS HAVE BEEN SETTLED.

Results produced on HS Sports Timing and Results Systems

Lap Chart

750MC Kit Car Championship - Race 10

Lap 1		Lap 2		Lap 3		Lap 4		Lap 5		Lap 6		Lap 7		Lap 8		Lap 9		Lap 10	
No	Time	No	Time	No	Time	No	Time	No	Time	No	Time	No	Time	No	Time	No	Time	No	Time
53	1:26.92	53	2:46.58	53	4:05.62	8	5:25.82	8	6:44.82	8	8:03.62	8	9:22.07	8	10:40.81	8	11:59.17	8	13:16.94
75	1:27.65	75	2:47.29	8	4:06.02	53	5:26.26	75	6:45.40	53	8:04.12	75	9:23.72	75	10:41.81	75	11:59.94	75	13:17.58
8	1:28.44	8	2:47.42	75	4:06.93	75	5:26.45	53	6:45.94	75	8:04.49	53	9:24.23	53	10:42.30	53	12:00.57	53	13:18.59
38	1:28.60	38	2:49.48	38	4:09.92	38	5:30.71	38	6:51.34	38	8:12.24	38	9:32.79	82	10:49.61 *1	6	12:16.80	6	13:37.88
5	1:29.44	5	2:51.44	5	4:12.05	5	5:32.83	5	6:53.10	5	8:13.88	5	9:33.28	6	10:56.26	9	12:17.51	9	13:38.92
6	1:29.49	6	2:51.57	6	4:12.52	6	5:33.22	6	6:54.15	6	8:14.54	6	9:34.74	9	10:57.42	38	12:20.56	38	13:40.52
9	1:32.29	9	2:53.84	9	4:14.96	9	5:35.22	9	6:55.93	9	8:15.87	9	9:36.24	38	11:00.03	82	12:25.04 *1	5	13:51.64
25	1:33.37	25	2:56.43	25	4:19.03	25	5:41.99	25	7:04.21	25	8:26.14	25	9:48.36	5	11:01.62	5	12:27.68	25	13:55.05
82	1:34.07	82	3:05.35	82	4:40.15	82	6:11.95	82	7:44.31	82	9:17.02			25	11:10.65	25	12:33.12	82	13:55.32 *1

Lap Chart

750MC Kit Car Championship - Race 10

Lap 11		Lap 12		Lap 13		Lap 14		Lap 15		Lap 16		Lap 17		Lap 18		Lap 19		Lap 20	
No	Time	No	Time	No	Time	No	Time	No	Time	No	Time	No	Time	No	Time	No	Time	No	Time
8	14:36.79																		
53	14:37.41																		
75	14:43.33																		
6	14:59.12																		
9	15:00.49																		
38	15:00.53																		
5	15:17.45																		
25	15:17.70																		
82	15:28.22 *1																		

750MC Kit Car Championship

LAP TIMES - Race 10

5 Ian KEMPSON

Lap	1	2	3	4	5	6	7	8	9	10
1	1:29.44	1:22.00	1:20.61	1:20.78	1:20.27	1:20.78	1:19.40	1:28.34	1:26.06	1:23.96
11	1:25.81									

6 Nigel BROWN

Lap	1	2	3	4	5	6	7	8	9	10
1	1:29.49	1:22.08	1:20.95	1:20.70	1:20.93	1:20.39	1:20.20	1:21.52	1:20.54	1:21.08
11	1:21.24									

8 John MOORE

Lap	1	2	3	4	5	6	7	8	9	10
1	1:28.44	1:18.98	1:18.60	1:19.80	1:19.00	1:18.80	1:18.45	1:18.74	1:18.36	1:17.77
11	1:19.85									

9 Anton LANDON

Lap	1	2	3	4	5	6	7	8	9	10
1	1:32.29	1:21.55	1:21.12	1:20.26	1:20.71	1:19.94	1:20.37	1:21.18	1:20.09	1:21.41
11	1:21.57									

25 Colin BENHAM

Lap	1	2	3	4	5	6	7	8	9	10
1	1:33.37	1:23.06	1:22.60	1:22.96	1:22.22	1:21.93	1:22.22	1:22.29	1:22.47	1:21.93
11	1:22.65									

38 David CALDECOURT

Lap	1	2	3	4	5	6	7	8	9	10
1	1:28.60	1:20.88	1:20.44	1:20.79	1:20.63	1:20.90	1:20.55	1:27.24	1:20.53	1:19.96
11	1:20.01									

53 Andy HILEY

Lap	1	2	3	4	5	6	7	8	9	10
1	1:26.92	1:19.66	1:19.04	1:20.64	1:19.68	1:18.18	1:20.11	1:18.07	1:18.27	1:18.02
11	1:18.82									

75 Matthew LEWIS

Lap	1	2	3	4	5	6	7	8	9	10
1	1:27.65	1:19.64	1:19.64	1:19.52	1:18.95	1:19.09	1:19.23	1:18.09	1:18.13	1:17.64
11	1:25.75									

82 Rob JOHNSTON

Lap	1	2	3	4	5	6	7	8	9	10
1	1:34.07	1:31.28	1:34.80	1:31.80	1:32.36	1:32.71	1:32.59	1:35.43	1:30.28	1:32.90