



## Provisional Qualifying Times - P5

### 750 Motor Club Formula 4 Championship

PI	No	CI	Name	Car	Laps	Time on Lap	Behind	MPH	
1	43	F4A	Chris HOLMES	Van Diemen RF99/04	8	1:40.88	7	96.07	
2	77	F4A	Robbie WATTS	Van Diemen RF97	9	1:41.63	9	0.75	95.36
3	88	F4A	David MARSHALL	Van Diemen RF00	9	1:42.08	9	1.20	94.94
4	7	F4A	Chris HODGEN	Van Diemen RF01/09	8	1:43.61	8	2.73	93.54
5	3	F4A	Jonathan WESTON-TAYLOR	Mygale US 2000	9	1:44.46	8	3.58	92.77
6	4	F4A	Malcolm SCOTT	Van Diemen RF00	9	1:44.81	9	3.93	92.46
7	26	F4A	Edward HEINZELMANN	Tatuus RC98	8	1:44.93	8	4.05	92.36
8	12	F4A	Bryn TOOTELL	Van Diemen RF06	6	1:44.94	4	4.06	92.35
9	15	F4A	Andrew MINNETT	Van Diemen RF99	9	1:45.46	7	4.58	91.89
10	99	F4B	Charles ADRIAN	Van Diemen RF93	8	1:51.82	8	10.94	86.67
11	22	F4A	James SIMONS	Mygale SJ99	8	1:54.62	7	13.74	84.55
12	66	F4A	Will THOMPSON	Revelation 2009	8	1:54.86	8	13.98	84.37
13	82	F4A	Steven GRIFFIN	Speads	8	1:56.15	8	15.27	83.44
14	31	F4A	Ben CATER	Van Diemen RF95	6	1:57.67	6	16.79	82.36
15	33	F4A	Michael FRYATT	Revelation 2009	7	2:09.71	5	28.83	74.71
16	83	F4C	Paul PRESGRAVES	Van Diemen RF98	5	2:15.07	2	34.19	71.75
17	40	F4A	David WOODSWORTH-DALE	Revelation 2009	6	2:39.50	6	58.62	60.76

Weather / Track: Cloudy / Dry

Start Time : 10:37

Oulton Park International

05 Sep 09 10:54

Clerk of Course :	Time Issued :	Chief Timekeeper : Terry Stevens
-------------------	---------------	----------------------------------

THESE RESULTS REMAIN PROVISIONAL FOR A MINIMUM OF 30 MINUTES FROM THE TIME OF ISSUE AND UNTIL ALL JUDICIAL AND TECHNICAL MATTERS HAVE BEEN SETTLED.

Results produced on HS Sports Timing and Results Systems. Results online at [www.750MC.co.uk](http://www.750MC.co.uk)

# 750 Motor Club Formula 4 Championship

## LAP TIMES - P5

<b>3</b>	<b>Jonathan WESTON-TAYLOR</b>									
<b>Lap</b>	<b>1</b>	<b>2</b>	<b>3</b>	<b>4</b>	<b>5</b>	<b>6</b>	<b>7</b>	<b>8</b>	<b>9</b>	<b>10</b>
1	1:59.12	1:48.70	1:49.55	1:46.04	1:52.95	1:47.76	1:45.90	1:44.46	1:44.46	
<b>4</b>	<b>Malcolm SCOTT</b>									
<b>Lap</b>	<b>1</b>	<b>2</b>	<b>3</b>	<b>4</b>	<b>5</b>	<b>6</b>	<b>7</b>	<b>8</b>	<b>9</b>	<b>10</b>
1	1:56.72	1:50.44	1:53.00	1:48.63	1:52.13	1:47.53	1:46.11	1:45.39	1:44.81	
<b>7</b>	<b>Chris HODGEN</b>									
<b>Lap</b>	<b>1</b>	<b>2</b>	<b>3</b>	<b>4</b>	<b>5</b>	<b>6</b>	<b>7</b>	<b>8</b>	<b>9</b>	<b>10</b>
1	1:54.56	1:46.26	1:45.06	2:02.63	3:51.97	1:45.05	1:44.38	1:43.61		
<b>12</b>	<b>Bryn TOOTELL</b>									
<b>Lap</b>	<b>1</b>	<b>2</b>	<b>3</b>	<b>4</b>	<b>5</b>	<b>6</b>	<b>7</b>	<b>8</b>	<b>9</b>	<b>10</b>
1	1:59.53	1:48.54	1:51.84	1:44.94	1:48.22	1:53.28				
<b>15</b>	<b>Andrew MINNETT</b>									
<b>Lap</b>	<b>1</b>	<b>2</b>	<b>3</b>	<b>4</b>	<b>5</b>	<b>6</b>	<b>7</b>	<b>8</b>	<b>9</b>	<b>10</b>
1	2:02.47	1:47.40	1:47.85	1:46.03	1:46.71	1:45.79	1:45.46	1:45.84	1:51.95	
<b>22</b>	<b>James SIMONS</b>									
<b>Lap</b>	<b>1</b>	<b>2</b>	<b>3</b>	<b>4</b>	<b>5</b>	<b>6</b>	<b>7</b>	<b>8</b>	<b>9</b>	<b>10</b>
1	2:44.52	2:06.62	2:01.76	2:03.41	1:59.76	1:56.20	1:54.62	1:55.36		
<b>26</b>	<b>Edward HEINZELMANN</b>									
<b>Lap</b>	<b>1</b>	<b>2</b>	<b>3</b>	<b>4</b>	<b>5</b>	<b>6</b>	<b>7</b>	<b>8</b>	<b>9</b>	<b>10</b>
1	2:27.69	1:52.99	1:49.82	1:50.52	1:46.99	1:47.78	1:45.55	1:44.93		
<b>31</b>	<b>Ben CATER</b>									
<b>Lap</b>	<b>1</b>	<b>2</b>	<b>3</b>	<b>4</b>	<b>5</b>	<b>6</b>	<b>7</b>	<b>8</b>	<b>9</b>	<b>10</b>
1	2:42.71	2:04.42	2:04.62	2:16.51	4:38.28	1:57.67				
<b>33</b>	<b>Michael FRYATT</b>									
<b>Lap</b>	<b>1</b>	<b>2</b>	<b>3</b>	<b>4</b>	<b>5</b>	<b>6</b>	<b>7</b>	<b>8</b>	<b>9</b>	<b>10</b>
1	2:48.38	2:15.33	2:15.31	2:16.59	2:09.71	2:11.41	2:10.19			
<b>40</b>	<b>David WOODSWORTH-DALE</b>									
<b>Lap</b>	<b>1</b>	<b>2</b>	<b>3</b>	<b>4</b>	<b>5</b>	<b>6</b>	<b>7</b>	<b>8</b>	<b>9</b>	<b>10</b>
1	3:16.86	2:49.09	2:47.50	2:44.50	2:40.65	2:39.50				
<b>43</b>	<b>Chris HOLMES</b>									
<b>Lap</b>	<b>1</b>	<b>2</b>	<b>3</b>	<b>4</b>	<b>5</b>	<b>6</b>	<b>7</b>	<b>8</b>	<b>9</b>	<b>10</b>
1	2:03.18	1:45.41	1:48.15	1:43.10	1:49.44	1:42.49	1:40.88	2:15.88		
<b>66</b>	<b>Will THOMPSON</b>									
<b>Lap</b>	<b>1</b>	<b>2</b>	<b>3</b>	<b>4</b>	<b>5</b>	<b>6</b>	<b>7</b>	<b>8</b>	<b>9</b>	<b>10</b>
1	2:28.76	2:01.17	1:59.47	1:57.51	1:58.19	1:56.94	1:57.94	1:54.86		
<b>77</b>	<b>Robbie WATTS</b>									
<b>Lap</b>	<b>1</b>	<b>2</b>	<b>3</b>	<b>4</b>	<b>5</b>	<b>6</b>	<b>7</b>	<b>8</b>	<b>9</b>	<b>10</b>
1	1:53.35	1:45.75	1:44.84	1:44.04	1:49.29	1:47.29	1:44.19	1:42.86	1:41.63	

---

<b>82</b>	<b>Steven GRIFFIN</b>										
	<b>Lap</b>	<b>1</b>	<b>2</b>	<b>3</b>	<b>4</b>	<b>5</b>	<b>6</b>	<b>7</b>	<b>8</b>	<b>9</b>	<b>10</b>
	1	2:21.10	2:00.43	1:58.46	1:58.92	1:56.89	1:58.04	1:57.38	1:56.15		

---

<b>83</b>	<b>Paul PRESGRAVES</b>										
	<b>Lap</b>	<b>1</b>	<b>2</b>	<b>3</b>	<b>4</b>	<b>5</b>	<b>6</b>	<b>7</b>	<b>8</b>	<b>9</b>	<b>10</b>
	1	2:27.09	2:15.07	5:05.33	2:28.44	2:41.08					

---

<b>88</b>	<b>David MARSHALL</b>										
	<b>Lap</b>	<b>1</b>	<b>2</b>	<b>3</b>	<b>4</b>	<b>5</b>	<b>6</b>	<b>7</b>	<b>8</b>	<b>9</b>	<b>10</b>
	1	1:58.63	1:45.00	1:43.94	1:47.65	1:44.48	1:45.65	1:46.69	1:44.52	1:42.08	

---

<b>99</b>	<b>Charles ADRIAN</b>										
	<b>Lap</b>	<b>1</b>	<b>2</b>	<b>3</b>	<b>4</b>	<b>5</b>	<b>6</b>	<b>7</b>	<b>8</b>	<b>9</b>	<b>10</b>
	1	2:10.33	2:08.10	1:59.61	1:57.77	1:56.25	1:52.98	1:54.66	1:51.82		


---

# RACE GRID

## 750 Motor Club Formula 4 Championship

### Race 3

ROW 10			
ROW 9	<b>40</b> 02:39.500 David WOODSWORTH-D		
ROW 8	<b>33</b> 02:09.710 Michael FRYATT		<b>83</b> 02:15.070 Paul PRESGRAVES
ROW 7	<b>82</b> 01:56.150 Steven GRIFFIN	<b>31</b> 01:57.670 Ben CATER	
ROW 6		<b>22</b> 01:54.620 James SIMONS	<b>66</b> 01:54.860 Will THOMPSON
ROW 5	<b>15</b> 01:45.460 Andrew MINNETT	<b>99</b> 01:51.820 Charles ADRIAN	
ROW 4		<b>26</b> 01:44.930 Edward HEINZELMANN	<b>12</b> 01:44.940 Bryn TOOTELL
ROW 3	<b>3</b> 01:44.460 Jonathan WESTON-TAYL	<b>4</b> 01:44.810 Malcolm SCOTT	
ROW 2		<b>88</b> 01:42.080 David MARSHALL	<b>7</b> 01:43.610 Chris HODGEN
ROW 1	<b>43</b> 01:40.880 Chris HOLMES	<b>77</b> 01:41.630 Robbie WATTS	
<b>POLE</b>			





## Provisional Results - Race 3

### 750 Motor Club Formula 4 Championship

Pl	No	Cl	Name	Car	Laps	Time	Behind	MPH	Best Lap on	MPH
1	43	F4A	Chris HOLMES	Van Diemen RF99/04	9	15:23.22		94.47	1:39.79	7 97.12
2	77	F4A	Robbie WATTS	Van Diemen RF97	9	15:35.61	12.39	93.22	1:42.18	3 94.84
3	3	F4A	Jonathan WESTON-TAYLOR	Mygale US 2000	9	15:40.58	17.36	92.73	1:42.59	7 94.47
4	12	F4A	Bryn TOOTELL	Van Diemen RF06	9	15:45.03	21.81	92.29	1:43.32	5 93.80
5	7	F4A	Chris HODGEN	Van Diemen RF01/09	9	15:45.70	22.48	92.23	1:43.09	5 94.01
6	4	F4A	Malcolm SCOTT	Van Diemen RF00	9	15:56.31	33.09	91.21	1:44.87	3 92.41
7	26	F4A	Edward HEINZELMANN	Tatuus RC98	9	15:58.49	35.27	91.00	1:44.62	6 92.63
8	99	F4B	Charles ADRIAN	Van Diemen RF93	9	16:34.70	1:11.48	87.69	1:48.56	7 89.27
9	22	F4A	James SIMONS	Mygale SJ99	9	17:04.32	1:41.10	85.15	1:51.94	4 86.57
10	31	F4A	Ben CATER	Van Diemen RF95	8	15:23.81	1 Lap	83.92	1:53.07	7 85.71
11	83	F4C	Paul PRESGRAVES	Van Diemen RF98	8	15:39.44	1 Lap	82.53	1:55.97	8 83.57
12	66	F4A	Will THOMPSON	Revelation 2009	8	15:39.96	1 Lap	82.48	1:55.28	3 84.07
13	82	F4A	Steven GRIFFIN	Speads	8	15:44.01	1 Lap	82.13	1:54.89	4 84.35
14	33	F4A	Michael FRYATT	Revelation 2009	8	16:53.91	1 Lap	76.47	2:03.33	8 78.58
15	40	F4A	David WOODSWORTH-DALE	Revelation 2009	7	16:53.59	2 Laps	66.93	2:19.26	6 69.59

#### Not-Classified

15	F4A	Andrew MINNETT	Van Diemen RF99	4	7:10.20	DNF	90.11	1:44.60	3 92.65
----	-----	----------------	-----------------	---	---------	-----	-------	---------	---------

#### Non-Starters

88	F4A	David MARSHALL	Van Diemen RF00
----	-----	----------------	-----------------

#### Fastest Lap

43	F4A	Chris HOLMES	Van Diemen RF99/04					1:39.79	7 97.12	Rec
99	F4B	Charles ADRIAN	Van Diemen RF93					1:48.56	7 89.27	Rec
83	F4C	Paul PRESGRAVES	Van Diemen RF98					1:55.97	8 83.57	Rec

Weather / Track: Cloudy / Dry

Start Time : 14:22

Oulton Park International

05 Sep 09 14:43

Clerk of Course :	Time Issued :	Chief Timekeeper : Terry Stevens
-------------------	---------------	----------------------------------

THESE RESULTS REMAIN PROVISIONAL FOR A MINIMUM OF 30 MINUTES FROM THE TIME OF ISSUE AND UNTIL ALL JUDICIAL AND TECHNICAL MATTERS HAVE BEEN SETTLED

Results produced on HS Sports Timing and Results Systems. Results online at [www.750MC.co.uk](http://www.750MC.co.uk)

# Lap Chart


## 750 Motor Club Formula 4 Championship - Race 3

Lap 1		Lap 2		Lap 3		Lap 4		Lap 5		Lap 6		Lap 7		Lap 8		Lap 9		Lap 10	
No	Time	No	Time	No	Time	No	Time	No	Time	No	Time	No	Time	No	Time	No	Time	No	Time
43	1:48.14	43	3:29.70	43	5:09.94	43	6:50.27	43	8:30.37	43	10:10.38	43	11:50.17	43	13:34.41	43	15:23.22		
77	1:49.37	77	3:32.71	77	5:14.89	77	6:57.47	33	8:31.53 *1	77	10:23.93	77	12:07.78	83	13:43.47 *1	31	15:23.81 *1		
7	1:51.10	7	3:35.44	7	5:18.76	7	7:01.97	77	8:40.49	7	10:28.35	7	12:11.72	66	13:44.09 *1	77	15:35.61		
3	1:52.31	3	3:36.31	3	5:20.11	3	7:03.79	7	8:45.06	3	10:31.75	40	12:13.70 *2	82	13:44.24 *1	83	15:39.44 *1		
12	1:52.68	12	3:37.92	12	5:22.15	12	7:06.13	3	8:46.98	12	10:33.42	3	12:14.34	77	13:50.04	66	15:39.96 *1		
4	1:52.95	4	3:38.54	4	5:23.41	4	7:08.97	12	8:49.45	33	10:39.37 *1	12	12:17.27	7	13:55.42	3	15:40.58		
26	1:53.84	26	3:40.35	15	5:25.10	15	7:10.20	4	8:54.86	4	10:39.93	4	12:25.13	3	13:57.03	82	15:44.01 *1		
15	1:54.25	15	3:40.50	26	5:27.05	26	7:12.37	26	8:57.04	26	10:41.66	26	12:26.85	12	14:01.00	12	15:45.03		
99	1:57.59	99	3:48.30	99	5:38.11	40	7:24.57 *1	99	9:16.89	99	11:05.97	33	12:44.92 *1	4	14:11.13	7	15:45.70		
22	2:02.42	22	3:57.10	22	5:49.91	99	7:27.65	22	9:34.13	22	11:26.22	99	12:54.53	26	14:12.81	4	15:56.31		
83	2:03.99	83	4:00.36	31	5:55.23	22	7:41.85	31	9:43.91	31	11:37.58	22	13:18.25	40	14:32.96 *2	26	15:58.49		
82	2:05.82	31	4:00.58	83	5:57.55	31	7:48.74	83	9:50.77	83	11:46.90	31	13:30.65	99	14:43.69	99	16:34.70		
31	2:06.43	66	4:02.72	66	5:58.00	83	7:53.81	66	9:51.16	66	11:47.26			33	14:50.58 *1	40	16:53.59 *2		
66	2:06.51	82	4:04.35	82	6:00.49	66	7:54.14	82	9:51.44	82	11:47.52			22	15:10.53	33	16:53.91 *1		
33	2:14.82	33	4:20.81	33	6:26.04	82	7:55.38	40	9:52.09 *1							22	17:04.32		
40	2:33.89	40	4:58.86																

# Lap Chart

## 750 Motor Club Formula 4 Championship - Race 3

Lap 1			Lap 2			Lap 3			Lap 4			Lap 5			Lap 6			Lap 7			Lap 8			Lap 9			Lap 10								
No	Time	Behind	No	Time	Behind	No	Time	Behind	No	Time	Behind	No	Time	Behind	No	Time	Behind	No	Time	Behind	No	Time	Behind	No	Time	Behind	No	Time	Behind						
43	1:48.14		43	1:41.56		43	1:40.24		43	1:40.33		43	1:40.10		43	1:40.01		43	1:39.79		43	1:44.24		43	1:48.81										
77	1:49.37	1.23	77	1:43.34	3.01	77	1:42.18	4.95	77	1:42.58	7.20	77	1:43.02	10.12	77	1:43.44	13.55	77	1:43.85	17.61	77	1:42.26	15.63	77	1:45.57	12.39									
7	1:51.10	2.96	7	1:44.34	5.74	7	1:43.32	8.82	7	1:43.21	11.70	7	1:43.09	14.69	7	1:43.29	17.97	7	1:43.37	21.55	7	1:43.70	21.01	3	1:43.55	17.36									
3	1:52.31	4.17	3	1:44.00	6.61	3	1:43.80	10.17	3	1:43.68	13.52	3	1:43.19	16.61	3	1:44.77	21.37	3	1:42.59	24.17	3	1:42.69	22.62	12	1:44.03	21.81									
12	1:52.68	4.54	12	1:45.24	8.22	12	1:44.23	12.21	12	1:43.98	15.86	12	1:43.32	19.08	12	1:43.97	23.04	12	1:43.85	27.10	12	1:43.73	26.59	7	1:50.28	22.48									
4	1:52.95	4.81	4	1:45.59	8.84	4	1:44.87	13.47	4	1:45.56	18.70	4	1:45.89	24.49	4	1:45.07	29.55	4	1:45.20	34.96	4	1:46.00	36.72	4	1:45.18	33.09									
26	1:53.84	5.70	26	1:46.51	10.65	15	1:44.60	15.16	15	1:45.10	19.93	26	1:44.67	26.67	26	1:44.62	31.28	26	1:45.19	36.68	26	1:45.96	38.40	26	1:45.68	35.27									
15	1:54.25	6.11	15	1:46.25	10.80	26	1:46.70	17.11	26	1:45.32	22.10	99	1:49.24	46.52	99	1:49.08	55.59	99	1:48.561:04.36	99	1:49.161:09.28	99	1:51.011:11.48												
99	1:57.59	9.45	99	1:50.71	18.60	99	1:49.81	28.17	99	1:49.54	37.38	22	1:52.281:03.76	22	1:52.091:15.84	22	1:52.031:28.08	22	1:52.281:36.12	22	1:53.791:41.10														
22	2:02.42	14.28	22	1:54.68	27.40	22	1:52.81	39.97	22	1:51.94	51.58	31	1:55.171:13.54	31	1:53.671:27.20	31	1:53.071:40.48	31	1:53.161:49.40																
83	2:03.99	15.85	83	1:56.37	30.66	31	1:54.65	45.29	31	1:53.51	58.47	83	1:56.961:20.40	83	1:56.131:36.52	83	1:56.571:53.30	83	1:55.972:05.03																
82	2:05.82	17.68	31	1:54.15	30.88	83	1:57.19	47.61	83	1:56.261:03.54	66	1:57.021:20.79	66	1:56.101:36.88	66	1:56.831:53.92	66	1:55.872:05.55																	
31	2:06.43	18.29	66	1:56.21	33.02	66	1:55.28	48.06	66	1:56.141:03.87	82	1:56.061:21.07	82	1:56.081:37.14	82	1:56.721:54.07	82	1:59.772:09.60																	
66	2:06.51	18.37	82	1:58.53	34.65	82	1:56.14	50.55	82	1:54.891:05.11	33	2:07.842:09.00	33	2:05.552:34.54	33	2:05.663:00.41	33	2:03.333:19.50																	
33	2:14.82	26.68	33	2:05.99	51.11	33	2:05.231:16.10	33	2:05.491:41.26	40	2:21.613:43.33	40	2:19.264:22.58	40	2:20.635:03.42																				
40	2:33.89	45.75	40	2:24.971:29.16	40	2:25.712:14.63	40	2:27.523:01.82																											




# RACE GRID



## 750 Motor Club Formula 4 Championship

### Race 9

ROW 10			
ROW 9	<b>88</b> David MARSHALL		
ROW 8		<b>40</b> David WOODSWORTH-D	<b>15</b> Andrew MINNETT
ROW 7	<b>82</b> Steven GRIFFIN		<b>33</b> Michael FRYATT
ROW 6		<b>83</b> Paul PRESGRAVES	<b>66</b> Will THOMPSON
ROW 5	<b>22</b> James SIMONS		<b>31</b> Ben CATER
ROW 4		<b>77</b> Robbie WATTS	<b>43</b> Chris HOLMES
ROW 3	<b>12</b> Bryn TOOTELL		<b>3</b> Jonathan WESTON-TAYL
ROW 2		<b>4</b> Malcolm SCOTT	<b>7</b> Chris HODGEN
ROW 1	<b>99</b> Charles ADRIAN		<b>26</b> Edward HEINZELMANN
<b>POLE</b>			
			



## Provisional Results - Race 9

### 750 Motor Club Formula 4 Championship

Pl	No	Cl	Name	Car	Laps	Time	Behind	MPH	Best Lap on	MPH
1	43	F4A	Chris HOLMES	Van Diemen RF99/04	9	15:32.16		93.57	1:39.21	7 97.68
2	77	F4A	Robbie WATTS	Van Diemen RF97	9	15:42.03	9.87	92.59	1:42.35	6 94.69
3	3	F4A	Jonathan WESTON-TAYLOR	Mygale US 2000	9	15:47.56	15.40	92.05	1:43.60	8 93.54
4	7	F4A	Chris HODGEN	Van Diemen RF01/09	9	15:49.11	16.95	91.90	1:42.39	6 94.65
5	4	F4A	Malcolm SCOTT	Van Diemen RF00	9	15:58.77	26.61	90.97	1:44.41	9 92.82
6	15	F4A	Andrew MINNETT	Van Diemen RF99	9	16:00.37	28.21	90.82	1:44.84	4 92.44
7	99	F4B	Charles ADRIAN	Van Diemen RF93	9	16:37.77	1:05.61	87.42	1:47.97	7 89.76
8	22	F4A	James SIMONS	Mygale SJ99	9	16:50.96	1:18.80	86.28	1:49.91	5 88.17
9	31	F4A	Ben CATER	Van Diemen RF95	9	16:59.14	1:26.98	85.58	1:51.21	3 87.14
10	66	F4A	Will THOMPSON	Revelation 2009	9	17:17.78	1:45.62	84.05	1:53.17	8 85.63
11	83	F4C	Paul PRESGRAVES	Van Diemen RF98	8	15:38.51	1 Lap	82.61	1:55.83	2 83.67
12	33	F4A	Michael FRYATT	Revelation 2009	8	16:46.16	1 Lap	77.05	2:03.23	4 78.64
13	40	F4A	David WOODSWORTH-DALE	Revelation 2009	7	16:10.32	2 Laps	69.91	2:14.60	6 72.00

#### Not-Classified

12	F4A	Bryn TOOTELL	Van Diemen RF06	8	14:00.77	DNF	92.21	1:43.43	8 93.70
82	F4A	Steven GRIFFIN	Speads	4	8:16.76	DNF	78.04	1:54.51	3 84.63
26	F4A	Edward HEINZELMANN	Tatuus RC98	3	5:33.24	DNF	87.25	1:46.77	2 90.77
88	F4A	David MARSHALL	Van Diemen RF00	0		Starter	0.00		

#### Fastest Lap

43	F4A	Chris HOLMES	Van Diemen RF99/04					1:39.21	7 97.68	Rec
99	F4B	Charles ADRIAN	Van Diemen RF93					1:47.97	7 89.76	Rec
83	F4C	Paul PRESGRAVES	Van Diemen RF98					1:55.83	2 83.67	Rec

Weather / Track: Cloudy / Dry

Start Time : 17:32

Oulton Park International

05 Sep 09 17:52

Clerk of Course :	Time Issued :	Chief Timekeeper : Terry Stevens
-------------------	---------------	----------------------------------

THESE RESULTS REMAIN PROVISIONAL FOR A MINIMUM OF 30 MINUTES FROM THE TIME OF ISSUE AND UNTIL ALL JUDICIAL AND TECHNICAL MATTERS HAVE BEEN SETTLED

Results produced on HS Sports Timing and Results Systems. Results online at [www.750MC.co.uk](http://www.750MC.co.uk)

# Lap Chart

## 750 Motor Club Formula 4 Championship - Race 9

Lap 1		Lap 2		Lap 3		Lap 4		Lap 5		Lap 6		Lap 7		Lap 8		Lap 9		Lap 10	
No	Time	No	Time	No	Time	No	Time	No	Time	No	Time	No	Time	No	Time	No	Time	No	Time
3	1:51.49	3	3:35.68	43	5:17.15	43	6:56.81	43	8:36.09	43	10:18.45	43	11:57.66	43	13:40.47	43	15:32.16		
12	1:53.18	43	3:36.45	3	5:20.31	3	7:04.28	77	8:48.16	77	10:30.51	77	12:13.67	83	13:42.38 *1	83	15:38.51 *1		
26	1:53.86	12	3:37.38	12	5:21.21	77	7:05.02	3	8:48.21	33	10:30.73 *1	3	12:16.25	40	13:54.75 *2	77	15:42.03		
43	1:53.95	77	3:39.88	77	5:22.25	12	7:05.90	12	8:49.51	3	10:32.31	12	12:17.34	77	13:57.29	3	15:47.56		
77	1:54.28	26	3:40.63	15	5:27.50	40	7:06.39 *1	7	8:57.41	12	10:33.72	7	12:22.61	3	13:59.85	7	15:49.11		
4	1:56.01	15	3:41.85	7	5:27.80	15	7:12.34	15	8:59.02	7	10:39.80	15	12:28.89	12	14:00.77	4	15:58.77		
15	1:56.18	7	3:42.30	4	5:29.19	7	7:12.61	4	8:59.44	15	10:43.97	4	12:29.74	7	14:05.51	15	16:00.37		
7	1:56.36	4	3:43.03	26	5:33.24	4	7:14.76	99	9:18.73	4	10:44.66	33	12:36.52 *1	4	14:14.36	40	16:10.32 *2		
99	1:58.65	99	3:48.04	99	5:37.60	99	7:29.23	40	9:23.44 *1	99	11:07.24	99	12:55.21	15	14:14.46	99	16:37.77		
22	2:00.35	22	3:53.37	22	5:44.84	22	7:35.95	22	9:25.86	22	11:16.15	22	13:07.07	33	14:40.22 *1	33	16:46.16 *1		
31	2:01.38	31	3:54.42	31	5:45.63	31	7:37.65	31	9:30.25	31	11:22.47	31	13:14.47	99	14:43.60	22	16:50.96		
83	2:04.16	66	3:58.47	66	5:52.19	66	7:46.51	66	9:41.37	66	11:37.52	66	13:30.78	22	14:58.38	31	16:59.14		
66	2:04.67	83	3:59.99	83	5:56.58	83	7:53.55	83	9:49.98	40	11:40.15 *1			31	15:07.09	66	17:17.78		
82	2:07.61	82	4:04.22	82	5:58.73	82	8:16.76			83	11:46.19			66	15:23.95				
33	2:12.68	33	4:18.25	33	6:22.68	33	8:25.91												
40	2:28.38	40	4:47.14																

# Lap Chart

## 750 Motor Club Formula 4 Championship - Race 9

Lap 1			Lap 2			Lap 3			Lap 4			Lap 5			Lap 6			Lap 7			Lap 8			Lap 9			Lap 10											
No	Time	Behind	No	Time	Behind	No	Time	Behind	No	Time	Behind	No	Time	Behind	No	Time	Behind	No	Time	Behind	No	Time	Behind	No	Time	Behind	No	Time	Behind	No	Time	Behind						
3	1:51.49		3	1:44.19		43	1:40.70		43	1:39.66		43	1:39.28		43	1:42.36		43	1:39.21		43	1:42.81		43	1:51.69													
12	1:53.18	1.69	43	1:42.50	0.77	3	1:44.63	3.16	3	1:43.97	7.47	77	1:43.14	12.07	77	1:42.35	12.06	77	1:43.16	16.01	77	1:43.62	16.82	77	1:44.74	9.87												
26	1:53.86	2.37	12	1:44.20	1.70	12	1:43.83	4.06	77	1:42.77	8.21	3	1:43.93	12.12	3	1:44.10	13.86	3	1:43.94	18.59	3	1:43.60	19.38	3	1:47.71	15.40												
43	1:53.95	2.46	77	1:45.60	4.20	77	1:42.37	5.10	12	1:44.69	9.09	12	1:43.61	13.42	12	1:44.21	15.27	12	1:43.62	19.68	12	1:43.43	20.30	7	1:43.60	16.95												
77	1:54.28	2.79	26	1:46.77	4.95	15	1:45.65	10.35	15	1:44.84	15.53	7	1:44.80	21.32	7	1:42.39	21.35	7	1:42.81	24.95	7	1:42.90	25.04	4	1:44.41	26.61												
4	1:56.01	4.52	15	1:45.67	6.17	7	1:45.50	10.65	7	1:44.81	15.80	15	1:46.68	22.93	15	1:44.95	25.52	15	1:44.92	31.23	4	1:44.62	33.89	15	1:45.91	28.21												
15	1:56.18	4.69	7	1:45.94	6.62	4	1:46.16	12.04	4	1:45.57	17.95	4	1:44.68	23.35	4	1:45.22	26.21	4	1:45.08	32.08	15	1:45.57	33.99	99	1:54.171:05.61													
7	1:56.36	4.87	4	1:47.02	7.35	26	1:52.61	16.09	99	1:51.63	32.42	99	1:49.50	42.64	99	1:48.51	48.79	99	1:47.97	57.55	99	1:48.391:03.13																
99	1:58.65	7.16	99	1:49.39	12.36	99	1:49.56	20.45	22	1:51.11	39.14	22	1:49.91	49.77	22	1:50.29	57.70	22	1:50.921:09.41				22	1:52.581:18.80														
22	2:00.35	8.86	22	1:53.02	17.69	22	1:51.47	27.69	31	1:52.02	40.84	31	1:52.60	54.16	31	1:52.221:04.02				31	1:52.051:26.98																	
31	2:01.38	9.89	31	1:53.04	18.74	31	1:51.21	28.48	66	1:54.32	49.70	66	1:54.861:05.28				66	1:52.621:26.62																				
83	2:04.16	12.67	66	1:53.80	22.79	66	1:53.72	35.04	83	1:56.97	56.74	83	1:56.431:13.89				66	1:53.171:43.48																				
66	2:04.67	13.18	83	1:55.83	24.31	83	1:56.59	39.43	82	2:18.031:19.95				83	1:56.211:27.74				83	1:56.131:58.04																		
82	2:07.61	16.12	82	1:56.61	28.54	82	1:54.51	41.58	33	2:03.231:29.10				83	2:05.792:18.07				33	2:05.943:05.69																		
33	2:12.68	21.19	33	2:05.57	42.57	33	2:04.431:05.53		40	2:17.052:26.63				33	2:03.702:42.56																							
40	2:28.38	36.89	40	2:18.761:11.46				40	2:19.251:49.24				40	2:16.713:04.06				40	2:15.574:12.66																			