

Stock Hatch Championship

Qualifying 5

Pl	No	Cl	Name	Car	Laps	Time on Lap	Behind	MPH
1	54	H	Tom BELL	Ford Fiesta ST	7	1:48.07	5	82.95
2	7	H	Toby BEARNE	Ford Fiesta ST	8	1:49.52	3 1.45	81.85
3	22	H	Alistair CAMP	Ford Fiesta ST	7	1:49.84	5 1.77	81.61
4	69	SC	Eliot DUNMORE	Mini Cooper S	7	1:53.45	2 5.38	79.01
5	11	SC	Will SHARPE	Mini Cooper S	7	1:54.59	5 6.52	78.23
6	28		Shayne DEEGAN	Citroen Saxo VTR	7	1:54.63	4 6.56	78.20
7	34		Scott SHARP	Citroen Saxo VTR	7	1:54.90	6 6.83	78.02
8	48		Lee DEEGAN	Citroen Saxo VTR	7	1:55.51	2 7.44	77.60
9	36		Ryan POLLEY	Citroen Saxo VTR	7	1:56.52	7 8.45	76.93
10	68	SC	David HALE	Mini Cooper S	7	1:57.05	4 8.98	76.58
11	83		James HAYDEN	Citroen Saxo VTR	6	1:58.43	5 10.36	75.69
12	21		Paul NEWTON	Citroen Saxo VTR	7	1:58.50	4 10.43	75.65
13	70		William HUNT	Citroen Saxo VTR	7	1:59.51	5 11.44	75.01
14	12	SC	Susanna KENNISTON	Mini Cooper S	7	2:00.09	7 12.02	74.64
15	79		Martin WILSON	Citroen Saxo VTR	7	2:00.29	6 12.22	74.52
16	23		Jon HOBBS	Peugeot 106 Rallye	7	2:00.71	6 12.64	74.26
17	74		Gary BAYTON	Citroen Saxo VTR	7	2:01.23	6 13.16	73.94
18	15	H	David ALLEN	Ford Fiesta ST	6	2:01.27	5 13.20	73.92
19	8		Steven POWLESLAND	Citroen Saxo VTR	6	2:02.78	5 14.71	73.01
20	5		Paul JARVIS	Citroen Saxo VTR	6	2:03.39	6 15.32	72.65
21	88		Michael BARRETT	Citroen Saxo VTR	6	2:03.83	6 15.76	72.39
22	49		David HANCOX	Citroen Saxo VTR	7	2:05.39	7 17.32	71.49
23	24		Barbara SHILLAKER	Peugeot 106 Rallye	6	2:08.14	4 20.07	69.95
24	53		Bob TILLING	Citroen Saxo VTR	6	2:08.97	5 20.90	69.50

Not-Seen

99 Craig ROBERTSON Citroen Saxo VTR

NO 48 - FASTEST LAP DISALLOWED Q14.4.2 TRACK LIMITS

Weather / Track: Cloudy / Dry

Start Time : 10:53

Donington Park GP

03 Oct 15 11:24

Clerk of Course :	Time Issued :	Chief Timekeeper : Terry Stevens
-------------------	---------------	----------------------------------

THESE RESULTS REMAIN PROVISIONAL FOR A MINIMUM OF 30 MINUTES FROM THE TIME OF ISSUE AND UNTIL ALL JUDICIAL AND TECHNICAL MATTERS HAVE BEEN SETTLED.

Demon Tweeks / Yokohama Stock Hatch Championship + Hot Hatch

LAP TIMES - Qualifying 5

5	Paul JARVIS										
	Lap	1	2	3	4	5	6	7	8	9	10
	1	2:14.35	2:09.14	2:04.40	2:03.68	2:04.85	2:03.39				
7	Toby BEARNE										
	Lap	1	2	3	4	5	6	7	8	9	10
	1	1:54.67	1:49.81	1:49.52	1:49.86	1:50.56	1:50.93	1:49.99	1:50.11		
8	Steven POWLESLAND										
	Lap	1	2	3	4	5	6	7	8	9	10
	1	2:21.34	2:06.55	2:05.25	2:05.97	2:02.78	2:08.55				
11	Will SHARPE										
	Lap	1	2	3	4	5	6	7	8	9	10
	1	1:59.50	1:55.64	1:54.65	1:54.66	1:54.59	1:54.80	1:55.02			
12	Susanna KENNISTON										
	Lap	1	2	3	4	5	6	7	8	9	10
	1	2:10.23	2:03.44	2:02.77	2:02.62	2:01.10	2:00.68	2:00.09			
15	David ALLEN										
	Lap	1	2	3	4	5	6	7	8	9	10
	1	2:20.18	2:07.32	2:03.68	2:02.32	2:01.27	2:02.15				
21	Paul NEWTON										
	Lap	1	2	3	4	5	6	7	8	9	10
	1	2:05.10	2:02.48	1:59.34	1:58.50	1:59.65	1:59.50	1:59.06			
22	Alistair CAMP										
	Lap	1	2	3	4	5	6	7	8	9	10
	1	1:58.83	1:53.54	1:50.81	1:51.17	1:49.84	1:51.03	1:51.24			
23	Jon HOBBS										
	Lap	1	2	3	4	5	6	7	8	9	10
	1	2:15.65	2:04.32	2:03.12	2:02.46	2:00.86	2:00.71	2:01.84			
24	Barbara SHILLAKER										
	Lap	1	2	3	4	5	6	7	8	9	10
	1	2:19.09	2:11.77	2:14.26	2:08.14	2:08.23	2:08.53				
28	Shayne DEEGAN										
	Lap	1	2	3	4	5	6	7	8	9	10
	1	2:01.55	1:55.84	1:55.14	1:54.63	1:55.77	1:55.44	1:55.93			
34	Scott SHARP										
	Lap	1	2	3	4	5	6	7	8	9	10
	1	2:05.46	1:56.24	1:55.72	1:55.18	1:54.91	1:54.90	1:56.13			
36	Ryan POLLEY										
	Lap	1	2	3	4	5	6	7	8	9	10
	1	2:08.28	2:01.20	1:58.16	1:59.68	1:57.05	1:57.09	1:56.52			

48	Lee DEEGAN										
	Lap	1	2	3	4	5	6	7	8	9	10
	1	2:01.50	1:55.51	1:55.29	1:56.03	1:55.86	1:55.94	1:57.40			
49	David HANCOX										
	Lap	1	2	3	4	5	6	7	8	9	10
	1	2:17.80	2:14.03	2:08.02	2:06.98	2:06.04	2:06.07	2:05.39			
53	Bob TILLING										
	Lap	1	2	3	4	5	6	7	8	9	10
	1	2:21.18	2:11.48	2:10.66	2:09.48	2:08.97	2:11.23				
54	Tom BELL										
	Lap	1	2	3	4	5	6	7	8	9	10
	1	1:59.02	1:49.20	1:48.97	1:48.13	1:48.07	1:48.21	1:48.52			
68	David HALE										
	Lap	1	2	3	4	5	6	7	8	9	10
	1	2:06.56	2:07.19	1:59.03	1:57.05	1:59.27	2:05.27	1:57.54			
69	Eliot DUNMORE										
	Lap	1	2	3	4	5	6	7	8	9	10
	1	1:59.32	1:53.45	1:54.11	1:53.91	1:53.76	1:53.76	1:53.53			
70	William HUNT										
	Lap	1	2	3	4	5	6	7	8	9	10
	1	2:11.43	2:02.03	2:00.49	2:01.19	1:59.51	1:59.52	1:59.75			
74	Gary BAYTON										
	Lap	1	2	3	4	5	6	7	8	9	10
	1	2:13.52	2:08.17	2:05.34	2:03.36	2:01.24	2:01.23	2:03.18			
79	Martin WILSON										
	Lap	1	2	3	4	5	6	7	8	9	10
	1	2:11.36	2:06.93	2:01.33	2:03.03	2:04.43	2:00.29	2:00.49			
83	James HAYDEN										
	Lap	1	2	3	4	5	6	7	8	9	10
	1	2:24.66	2:15.73	2:01.03	1:59.96	1:58.43	1:59.15				
88	Michael BARRETT										
	Lap	1	2	3	4	5	6	7	8	9	10
	1	2:22.81	2:12.43	2:07.78	2:05.50	2:04.72	2:03.83				

RACE GRID

Race 5

Demon Tweeks / Yokohama Stock Hatch Championship + Hot Hatch

ROW 12	24 02:08.140 Barbara SHILLAKER 23	53 02:08.970 Bob TILLING 24
ROW 11	88 02:03.830 Michael BARRETT 21	49 02:05.390 David HANCOX 22
ROW 10	8 02:02.780 Steven POWLESLAND 19	5 02:03.390 Paul JARVIS 20
ROW 9	74 02:01.230 Gary BAYTON 17	15 02:01.270 David ALLEN 18
ROW 8	79 02:00.290 Martin WILSON 15	23 02:00.710 Jon HOBBS 16
ROW 7	70 01:59.510 William HUNT 13	12 02:00.090 Susanna KENNISTON 14
ROW 6	83 01:58.430 James HAYDEN 11	21 01:58.500 Paul NEWTON 12
ROW 5	36 01:56.520 Ryan POLLEY 9	68 01:57.050 David HALE 10
ROW 4	34 01:54.900 Scott SHARP 7	48 01:55.510 Lee DEEGAN 8
ROW 3	11 01:54.590 Will SHARPE 5	28 01:54.630 Shayne DEEGAN 6
ROW 2	22 01:49.840 Alistair CAMP 3	69 01:53.450 Eliot DUNMORE 4
ROW 1	54 01:48.070 Tom BELL 1	7 01:49.520 Toby BEARNE 2

POLE

Stock Hatch Championship

Provisional Results - Race 5

Pl	No	Cl	Name	Car	Laps	Time	Behind	MPH	Best Lap on	MPH
1	7	H	Toby BEARNE	Ford Fiesta ST	8	14:48.22		80.74	1:49.81	0 81.63
2	69	SC	Eliot DUNMORE	Mini Cooper S	8	15:22.06	33.84	77.77	1:53.40	7 79.05
3	28		Shayne DEEGAN	Citroen Saxo VTR	8	15:32.23	44.01	76.93	1:55.57	3 77.56
4	34		Scott SHARP	Citroen Saxo VTR	8	15:33.47	45.25	76.82	1:55.28	4 77.76
5	11	SC	Will SHARPE	Mini Cooper S	8	15:35.67	47.45	76.64	1:54.15	6 78.53
6	48		Lee DEEGAN	Citroen Saxo VTR	8	15:38.89	50.67	76.38	1:56.09	5 77.22
7	36		Ryan POLLEY	Citroen Saxo VTR	8	15:47.11	58.89	75.72	1:56.53	7 76.92
8	68	SC	David HALE	Mini Cooper S	8	15:55.28	1:07.06	75.07	1:56.78	7 76.76
9	21		Paul NEWTON	Citroen Saxo VTR	8	16:02.14	1:13.92	74.53	1:58.06	5 75.93
10	70		William HUNT	Citroen Saxo VTR	8	16:05.18	1:16.96	74.30	1:59.02	7 75.32
11	15	H	David ALLEN	Ford Fiesta ST	8	16:17.19	1:28.97	73.39	1:57.79	7 76.10
12	8		Steven POWLESLAND	Citroen Saxo VTR	8	16:21.78	1:33.56	73.04	1:59.72	7 74.87
13	74		Gary BAYTON	Citroen Saxo VTR	8	16:30.90	1:42.68	72.37	2:00.61	7 74.32
14	5		Paul JARVIS	Citroen Saxo VTR	8	16:39.14	1:50.92	71.77	2:02.27	5 73.31
15	88		Michael BARRETT	Citroen Saxo VTR	7	15:04.35	1 Lap	69.38	2:03.43	7 72.62
16	24		Barbara SHILLAKER	Peugeot 106 Rallye	7	15:13.31	1 Lap	68.70	2:06.86	7 70.66
17	53		Bob TILLING	Citroen Saxo VTR	7	15:13.91	1 Lap	68.66	2:06.35	7 70.95
18	49		David HANCOX	Citroen Saxo VTR	7	15:24.19	1 Lap	67.90	2:03.39	7 72.65

Not-Classified

22	H	Alistair CAMP	Ford Fiesta ST	7	13:15.65	DNF	78.86	1:50.33	3 81.25
23		Jon HOBBS	Peugeot 106 Rallye	7	14:20.71	DNF	72.90	2:00.40	7 74.45
54	H	Tom BELL	Ford Fiesta ST	3	5:38.59	DNF	79.42	1:50.08	3 81.43
79		Martin WILSON	Citroen Saxo VTR	1	2:11.51	DNF	68.16	2:11.51	1 68.16
83		James HAYDEN	Citroen Saxo VTR	1	2:12.29	DNF	67.76	2:12.29	1 67.76

Non-Starters

12	SC	Susanna KENNISTON	Mini Cooper S
----	----	-------------------	---------------

Fastest Lap

7	H	Toby BEARNE	Ford Fiesta ST	1:49.81	0	81.63	Rec
69	SC	Eliot DUNMORE	Mini Cooper S	1:53.40	7	79.05	Rec
34		Scott SHARP	Citroen Saxo VTR	1:55.28	4	77.76	Rec

No 11 - 10 second penalty Q14.4 Track limits. No 7 & 22 - 2 penalty points on licence Q15.1.2

Weather / Track: Cloudy / Dry

Start Time : 15:59

Donington Park GP

03 Oct 15 17:05

Clerk of Course :	Time Issued :	Chief Timekeeper : Terry Stevens
-------------------	---------------	----------------------------------

THESE RESULTS REMAIN PROVISIONAL FOR A MINIMUM OF 30 MINUTES FROM THE TIME OF ISSUE AND UNTIL ALL JUDICIAL AND TECHNICAL MATTERS HAVE BEEN SETTLED.

Lap Chart

Demon Tweeks / Yokohama Stock Hatch Championship + Hot Hatch - Race 5

Lap 1		Lap 2		Lap 3		Lap 4		Lap 5		Lap 6		Lap 7		Lap 8		Lap 9		Lap 10	
No	Time	No	Time	No	Time	No	Time	No	Time	No	Time	No	Time	No	Time	No	Time	No	Time
7	1:55.27	7	3:45.38	7	5:35.71	7	7:25.94	7	9:15.75	7	11:06.17	7	12:57.60	7	14:48.22				
22	1:56.81	22	3:47.36	22	5:37.69	22	7:28.10	22	9:18.50	22	11:13.40	88	13:00.92 *1	88	15:04.35 *1				
54	1:57.96	54	3:48.51	54	5:38.59	69	7:46.56	69	9:41.32	49	11:15.97 *1	24	13:06.45 *1	24	15:13.31 *1				
11	2:00.30	69	3:54.83	69	5:50.59	11	7:47.34	11	9:41.76	69	11:35.17	53	13:07.56 *1	53	15:13.91 *1				
69	2:00.70	11	3:55.33	11	5:51.18	28	7:48.95	28	9:44.80	11	11:35.91	22	13:15.65	69	15:22.06				
28	2:01.82	28	3:57.62	28	5:53.19	34	7:50.20	34	9:45.88	28	11:40.45	49	13:20.80 *1	49	15:24.19 *1				
34	2:03.53	34	3:59.24	34	5:54.92	48	7:53.28	48	9:49.37	34	11:41.99	69	13:28.57	11	15:25.67				
48	2:03.87	48	4:00.00	48	5:56.66	36	8:00.06	36	9:57.42	48	11:45.98	11	13:30.79	28	15:32.23				
36	2:07.40	36	4:04.25	36	6:02.71	68	8:05.41	68	10:02.74	36	11:54.04	28	13:36.31	34	15:33.47				
70	2:08.55	21	4:07.69	21	6:06.74	21	8:06.20	21	10:04.26	68	12:00.14	34	13:37.56	48	15:38.89				
21	2:08.86	70	4:08.23	68	6:07.90	70	8:08.16	70	10:07.40	21	12:02.66	48	13:42.28	36	15:47.11				
68	2:09.54	68	4:08.71	70	6:08.63	23	8:17.36	23	10:18.42	70	12:06.91	36	13:50.57	68	15:55.28				
23	2:10.56	23	4:11.28	23	6:14.81	15	8:17.51	15	10:18.79	23	12:20.31	68	13:56.92	21	16:02.14				
79	2:11.51	15	4:15.32	15	6:16.20	8	8:19.00	8	10:19.68	15	12:20.41	21	14:02.28	70	16:05.18				
8	2:11.56	8	4:17.03	8	6:17.98	74	8:25.69	74	10:27.65	8	12:20.89	70	14:05.93	15	16:17.19				
83	2:12.29	74	4:20.02	74	6:22.85	5	8:28.53	5	10:30.80	74	12:28.41	15	14:18.20	8	16:21.78				
74	2:12.84	5	4:22.58	5	6:25.30	88	8:49.36	88	10:55.58	5	12:33.14	8	14:20.61	74	16:30.90				
15	2:13.06	24	4:31.64	24	6:41.32	24	8:51.28	24	10:58.85			23	14:20.71	5	16:39.14				
5	2:13.89	53	4:32.78	88	6:41.94	53	8:51.45	53	11:00.08			74	14:29.02						
24	2:21.27	88	4:33.09	53	6:42.24	49	9:05.12					5	14:35.80						
53	2:21.92	49	4:44.64	49	6:55.92														
88	2:24.68																		
49	2:30.66																		

Demon Tweeks / Yokohama Stock Hatch Championship + Hot Hatch

LAP TIMES - Race 5

5	Paul JARVIS										
	Lap	1	2	3	4	5	6	7	8	9	10
	1	2:13.89	2:08.69	2:02.72	2:03.23	2:02.27	2:02.34	2:02.66	2:03.34		
7	Toby BEARNE										
	Lap	1	2	3	4	5	6	7	8	9	10
	1	1:55.27	1:50.11	1:50.33	1:50.23	1:49.81	1:50.42	1:51.43	1:50.62		
8	Steven POWLESLAND										
	Lap	1	2	3	4	5	6	7	8	9	10
	1	2:11.56	2:05.47	2:00.95	2:01.02	2:00.68	2:01.21	1:59.72	2:01.17		
11	Will SHARPE										
	Lap	1	2	3	4	5	6	7	8	9	10
	1	2:00.30	1:55.03	1:55.85	1:56.16	1:54.42	1:54.15	1:54.88	1:54.88		
15	David ALLEN										
	Lap	1	2	3	4	5	6	7	8	9	10
	1	2:13.06	2:02.26	2:00.88	2:01.31	2:01.28	2:01.62	1:57.79	1:58.99		
21	Paul NEWTON										
	Lap	1	2	3	4	5	6	7	8	9	10
	1	2:08.86	1:58.83	1:59.05	1:59.46	1:58.06	1:58.40	1:59.62	1:59.86		
22	Alistair CAMP										
	Lap	1	2	3	4	5	6	7	8	9	10
	1	1:56.81	1:50.55	1:50.33	1:50.41	1:50.40	1:54.90	2:02.25			
23	Jon HOBBS										
	Lap	1	2	3	4	5	6	7	8	9	10
	1	2:10.56	2:00.72	2:03.53	2:02.55	2:01.06	2:01.89	2:00.40			
24	Barbara SHILLAKER										
	Lap	1	2	3	4	5	6	7	8	9	10
	1	2:21.27	2:10.37	2:09.68	2:09.96	2:07.57	2:07.60	2:06.86			
28	Shayne DEEGAN										
	Lap	1	2	3	4	5	6	7	8	9	10
	1	2:01.82	1:55.80	1:55.57	1:55.76	1:55.85	1:55.65	1:55.86	1:55.92		
34	Scott SHARP										
	Lap	1	2	3	4	5	6	7	8	9	10
	1	2:03.53	1:55.71	1:55.68	1:55.28	1:55.68	1:56.11	1:55.57	1:55.91		
36	Ryan POLLEY										
	Lap	1	2	3	4	5	6	7	8	9	10
	1	2:07.40	1:56.85	1:58.46	1:57.35	1:57.36	1:56.62	1:56.53	1:56.54		
48	Lee DEEGAN										
	Lap	1	2	3	4	5	6	7	8	9	10
	1	2:03.87	1:56.13	1:56.66	1:56.62	1:56.09	1:56.61	1:56.30	1:56.61		

49	David HANCOX									
Lap	1	2	3	4	5	6	7	8	9	10
1	2:30.66	2:13.98	2:11.28	2:09.20	2:10.85	2:04.83	2:03.39			
53	Bob TILLING									
Lap	1	2	3	4	5	6	7	8	9	10
1	2:21.92	2:10.86	2:09.46	2:09.21	2:08.63	2:07.48	2:06.35			
54	Tom BELL									
Lap	1	2	3	4	5	6	7	8	9	10
1	1:57.96	1:50.55	1:50.08							
68	David HALE									
Lap	1	2	3	4	5	6	7	8	9	10
1	2:09.54	1:59.17	1:59.19	1:57.51	1:57.33	1:57.40	1:56.78	1:58.36		
69	Eliot DUNMORE									
Lap	1	2	3	4	5	6	7	8	9	10
1	2:00.70	1:54.13	1:55.76	1:55.97	1:54.76	1:53.85	1:53.40	1:53.49		
70	William HUNT									
Lap	1	2	3	4	5	6	7	8	9	10
1	2:08.55	1:59.68	2:00.40	1:59.53	1:59.24	1:59.51	1:59.02	1:59.25		
74	Gary BAYTON									
Lap	1	2	3	4	5	6	7	8	9	10
1	2:12.84	2:07.18	2:02.83	2:02.84	2:01.96	2:00.76	2:00.61	2:01.88		
79	Martin WILSON									
Lap	1	2	3	4	5	6	7	8	9	10
1	2:11.51									
83	James HAYDEN									
Lap	1	2	3	4	5	6	7	8	9	10
1	2:12.29									
88	Michael BARRETT									
Lap	1	2	3	4	5	6	7	8	9	10
1	2:24.68	2:08.41	2:08.85	2:07.42	2:06.22	2:05.34	2:03.43			

Stock Hatch Championship

Qualifying 5

2nd Best Times

Pl	No	Cl	Name	Car	Laps	2nd Best on Lap	
1	54	H	Tom BELL	Ford Fiesta ST	7	1:48.13	4
2	7	H	Toby BEARNE	Ford Fiesta ST	8	1:49.81	2
3	22	H	Alistair CAMP	Ford Fiesta ST	7	1:50.81	3
4	69	SC	Eliot DUNMORE	Mini Cooper S	7	1:53.53	7
5	11	SC	Will SHARPE	Mini Cooper S	7	1:54.65	3
6	34		Scott SHARP	Citroen Saxo VTR	7	1:54.91	5
7	28		Shayne DEEGAN	Citroen Saxo VTR	7	1:55.14	3
8	48		Lee DEEGAN	Citroen Saxo VTR	7	1:55.86	5
9	36		Ryan POLLEY	Citroen Saxo VTR	7	1:57.05	5
10	68	SC	David HALE	Mini Cooper S	7	1:57.54	7
11	21		Paul NEWTON	Citroen Saxo VTR	7	1:59.06	7
12	83		James HAYDEN	Citroen Saxo VTR	6	1:59.15	6
13	70		William HUNT	Citroen Saxo VTR	7	1:59.52	6
14	79		Martin WILSON	Citroen Saxo VTR	7	2:00.49	7
15	12	SC	Susanna KENNISTON	Mini Cooper S	7	2:00.68	6
16	23		Jon HOBBS	Peugeot 106 Rallye	7	2:00.86	5
17	74		Gary BAYTON	Citroen Saxo VTR	7	2:01.24	5
18	15	H	David ALLEN	Ford Fiesta ST	6	2:02.15	6
19	5		Paul JARVIS	Citroen Saxo VTR	6	2:03.68	4
20	88		Michael BARRETT	Citroen Saxo VTR	6	2:04.72	5
21	8		Steven POWLESLAND	Citroen Saxo VTR	6	2:05.25	3
22	49		David HANCOX	Citroen Saxo VTR	7	2:06.04	5
23	24		Barbara SHILLAKER	Peugeot 106 Rallye	6	2:08.23	5
24	53		Bob TILLING	Citroen Saxo VTR	6	2:09.48	4

Not-Seen

99 Craig ROBERTSON Citroen Saxo VTR

NO 48 - FASTEST LAP DISALLOWED Q14.4.2 TRACK LIMITS

Weather / Track: Cloudy / Dry

Start Time : 10:53


Donington Park GP

03 Oct 15 11:25


Clerk of Course :	Time Issued :	Chief Timekeeper : Terry Stevens
-------------------	---------------	----------------------------------

THESE RESULTS REMAIN PROVISIONAL FOR A MINIMUM OF 30 MINUTES FROM THE TIME OF ISSUE AND UNTIL ALL JUDICIAL AND TECHNICAL MATTERS HAVE BEEN SETTLED.

Results produced on HS Sports Timing and Results Systems. Results online at www.750MC.co.uk




RACE GRID



Race 10

Demon Tweeks / Yokohama Stock Hatch Championship + Hot Hatch

ROW 12		22 - Alistair CAMP 23					
ROW 11		53 02:09.480 Bob TILLING 21		54 - Shayne DEEGAN 22			
ROW 10			49 02:06.040 David HANCOX 19		24 02:08.230 Barbara SHILLAKER 20		
ROW 9		88 02:04.720 Michael BARRETT 17		8 02:05.250 Steven POWLESLAND 18			
ROW 8			15 02:02.150 David ALLEN 15		5 02:03.680 Paul JARVIS 16		
ROW 7		23 02:00.860 Jon HOBBS 13		74 02:01.240 Gary BAYTON 14			
ROW 6			79 02:00.490 Martin WILSON 11		12 02:00.680 Susanna KENNISTON 12		
ROW 5		83 01:59.150 James HAYDEN 9		70 01:59.520 William HUNT 10			
ROW 4			68 01:57.540 David HALE 7		21 01:59.060 Paul NEWTON 8		
ROW 3		48 01:55.510 Lee DEEGAN 5		36 01:57.050 Ryan POLLEY 6			
ROW 2			11 01:54.650 Will SHARPE 3		34 01:54.910 Scott SHARP 4		
ROW 1		7 01:49.810 Toby BEARNE 1		69 01:53.530 Eliot DUNMORE 2			
POLE							
							

Stock Hatch Championship

Provisional Results - Race 10

Pl	No	Cl	Name	Car	Laps	Time	Behind	MPH	Best Lap on	MPH
1	7	H	Toby BEARNE	Ford Fiesta ST	8	14:53.63		80.25	1:49.75	4 81.68
2	54	H	Shayne DEEGAN	Ford Fiesta ST	8	14:57.14	3.51	79.93	1:49.29	7 82.02
3	11	SC	Will SHARPE	Mini Cooper S	8	15:28.71	35.08	77.22	1:54.89	4 78.02
4	69	SC	Eliot DUNMORE	Mini Cooper S	8	15:28.96	35.33	77.20	1:55.01	8 77.94
5	34		Scott SHARP	Citroen Saxo VTR	8	15:30.11	36.48	77.10	1:55.22	4 77.80
6	68	SC	David HALE	Mini Cooper S	8	15:33.07	39.44	76.86	1:55.05	5 77.91
7	36		Ryan POLLEY	Citroen Saxo VTR	8	15:45.30	51.67	75.86	1:56.58	5 76.89
8	22		Alistair CAMP	Citroen Saxo VTR	8	15:45.48	51.85	75.85	1:55.50	7 77.61
9	5		Paul JARVIS	Citroen Saxo VTR	8	15:48.47	54.84	75.61	1:56.36	7 77.04
10	15	H	David ALLEN	Ford Fiesta ST	8	15:53.43	59.80	75.21	1:56.73	5 76.79
11	21		Paul NEWTON	Citroen Saxo VTR	8	15:58.54	1:04.91	74.81	1:58.00	4 75.97
12	70		William HUNT	Citroen Saxo VTR	8	16:01.47	1:07.84	74.59	1:58.55	2 75.61
13	23		Jon HOBBS	Peugeot 106 Rallye	8	16:19.23	1:25.60	73.23	1:59.88	6 74.77
14	49		David HANCOX	Peugeot 106 Rallye	8	16:53.03	1:59.40	70.79	2:04.15	6 72.20
15	24		Barbara SHILLAKER	Peugeot 106 Rallye	8	17:01.74	2:08.11	70.19	2:04.71	5 71.88
16	88		Michael BARRETT	Citroen Saxo VTR	7	15:08.08	1 Lap	69.10	2:03.99	5 72.30

Not-Classified

8			Steven POWLESLAND	Citroen Saxo VTR	5	10:29.32	DNF	71.22	1:59.80	4 74.82
53			Bob TILLING	Citroen Saxo VTR	1	2:38.28	DNF	56.63	2:38.28	1 56.63
48			Lee DEEGAN	Citroen Saxo VTR	0		Starter			

Non-Starters

12	SC		Susanna KENNISTON	Mini Cooper S						
74			Gary BAYTON	Citroen Saxo VTR						
79			Martin WILSON	Citroen Saxo VTR						
83			James HAYDEN	Citroen Saxo VTR						

Fastest Lap

54	H		Shayne DEEGAN	Ford Fiesta ST				1:49.29	7	82.02 Rec
11	SC		Will SHARPE	Mini Cooper S				1:54.89	4	78.02
34			Scott SHARP	Citroen Saxo VTR				1:55.22	4	77.80 Rec

Weather / Track:

Start Time : 11:12

Donington Park GP

04 Oct 15 11:31

Clerk of Course :	Time Issued :	Chief Timekeeper : Terry Stevens
-------------------	---------------	----------------------------------

THESE RESULTS REMAIN PROVISIONAL FOR A MINIMUM OF 30 MINUTES FROM THE TIME OF ISSUE AND UNTIL ALL JUDICIAL AND TECHNICAL MATTERS HAVE BEEN SETTLED.

Lap Chart

Demon Tweeks / Yokohama Stock Hatch Championship + Hot Hatch - Race 10

Lap 1		Lap 2		Lap 3		Lap 4		Lap 5		Lap 6		Lap 7		Lap 8		Lap 9		Lap 10	
No	Time	No	Time	No	Time	No	Time	No	Time	No	Time	No	Time	No	Time	No	Time	No	Time
7	1:55.84	7	3:46.75	7	5:37.44	7	7:27.19	7	9:17.17	7	11:08.81	7	13:01.07	7	14:53.63				
69	1:58.34	69	3:53.40	54	5:47.09	54	7:36.94	54	9:27.42	54	11:18.02	88	13:03.19 *1	24	14:53.63 *1				
11	1:59.56	11	3:54.60	69	5:49.03	11	7:45.11	11	9:41.00	11	11:38.11	54	13:07.31	54	14:57.14				
34	2:00.66	34	3:56.49	11	5:50.22	69	7:45.47	69	9:41.19	69	11:38.36	11	13:33.42	88	15:08.08 *1				
36	2:02.78	54	3:56.69	34	5:52.23	34	7:47.45	34	9:43.08	34	11:38.61	69	13:33.95	11	15:28.71				
68	2:02.97	36	3:59.89	68	5:55.46	68	7:50.81	68	9:45.86	68	11:40.94	34	13:34.49	69	15:28.96				
54	2:03.64	68	4:00.10	36	5:57.20	36	7:54.55	36	9:51.13	36	11:48.63	68	13:36.60	34	15:30.11				
21	2:04.50	21	4:03.34	21	6:01.58	22	7:59.33	22	9:55.13	22	11:51.88	36	13:45.97	68	15:33.07				
70	2:07.90	70	4:06.45	22	6:03.19	21	7:59.58	21	9:57.63	5	11:55.57	22	13:47.38	36	15:45.30				
23	2:08.49	22	4:06.94	5	6:04.83	5	8:01.28	5	9:58.00	21	11:56.46	5	13:51.93	22	15:45.48				
15	2:08.54	5	4:07.24	15	6:05.82	15	8:03.29	15	10:00.02	15	11:58.45	15	13:55.58	5	15:48.47				
22	2:09.07	15	4:08.01	70	6:05.83	70	8:05.12	70	10:04.25	70	12:03.70	21	13:57.20	15	15:53.43				
5	2:09.09	8	4:09.97	8	6:09.79	8	8:09.59	23	10:12.22	23	12:12.10	70	14:02.83	21	15:58.54				
8	2:10.03	23	4:10.67	23	6:10.77	23	8:10.97	8	10:29.32	49	12:44.44	23	14:12.55	70	16:01.47				
24	2:18.99	24	4:26.07	49	6:30.83	49	8:35.53	49	10:40.29	24	12:48.00	49	14:48.59	23	16:19.23				
49	2:19.34	49	4:26.11	24	6:32.27	24	8:38.45	24	10:43.16					49	16:53.03				
53	2:38.28	88	4:45.60	88	6:50.35	88	8:54.80	88	10:58.79					24	17:01.74				
88	2:39.27																		

Demon Tweeks / Yokohama Stock Hatch Championship + Hot Hatch

LAP TIMES - Race 10

5	Paul JARVIS										
	Lap	1	2	3	4	5	6	7	8	9	10
	1	2:09.09	1:58.15	1:57.59	1:56.45	1:56.72	1:57.57	1:56.36	1:56.54		
7	Toby BEARNE										
	Lap	1	2	3	4	5	6	7	8	9	10
	1	1:55.84	1:50.91	1:50.69	1:49.75	1:49.98	1:51.64	1:52.26	1:52.56		
8	Steven POWLESLAND										
	Lap	1	2	3	4	5	6	7	8	9	10
	1	2:10.03	1:59.94	1:59.82	1:59.80	2:19.73					
11	Will SHARPE										
	Lap	1	2	3	4	5	6	7	8	9	10
	1	1:59.56	1:55.04	1:55.62	1:54.89	1:55.89	1:57.11	1:55.31	1:55.29		
15	David ALLEN										
	Lap	1	2	3	4	5	6	7	8	9	10
	1	2:08.54	1:59.47	1:57.81	1:57.47	1:56.73	1:58.43	1:57.13	1:57.85		
21	Paul NEWTON										
	Lap	1	2	3	4	5	6	7	8	9	10
	1	2:04.50	1:58.84	1:58.24	1:58.00	1:58.05	1:58.83	2:00.74	2:01.34		
22	Alistair CAMP										
	Lap	1	2	3	4	5	6	7	8	9	10
	1	2:09.07	1:57.87	1:56.25	1:56.14	1:55.80	1:56.75	1:55.50	1:58.10		
23	Jon HOBBS										
	Lap	1	2	3	4	5	6	7	8	9	10
	1	2:08.49	2:02.18	2:00.10	2:00.20	2:01.25	1:59.88	2:00.45	2:06.68		
24	Barbara SHILLAKER										
	Lap	1	2	3	4	5	6	7	8	9	10
	1	2:18.99	2:07.08	2:06.20	2:06.18	2:04.71	2:04.84	2:05.63	2:08.11		
34	Scott SHARP										
	Lap	1	2	3	4	5	6	7	8	9	10
	1	2:00.66	1:55.83	1:55.74	1:55.22	1:55.63	1:55.53	1:55.88	1:55.62		
36	Ryan POLLEY										
	Lap	1	2	3	4	5	6	7	8	9	10
	1	2:02.78	1:57.11	1:57.31	1:57.35	1:56.58	1:57.50	1:57.34	1:59.33		
49	David HANCOX										
	Lap	1	2	3	4	5	6	7	8	9	10
	1	2:19.34	2:06.77	2:04.72	2:04.70	2:04.76	2:04.15	2:04.15	2:04.44		
53	Bob TILLING										
	Lap	1	2	3	4	5	6	7	8	9	10
	1	2:38.28									

54 Shayne DEEGAN

Lap	1	2	3	4	5	6	7	8	9	10
1	2:03.64	1:53.05	1:50.40	1:49.85	1:50.48	1:50.60	1:49.29	1:49.83		

68 David HALE

Lap	1	2	3	4	5	6	7	8	9	10
1	2:02.97	1:57.13	1:55.36	1:55.35	1:55.05	1:55.08	1:55.66	1:56.47		

69 Eliot DUNMORE

Lap	1	2	3	4	5	6	7	8	9	10
1	1:58.34	1:55.06	1:55.63	1:56.44	1:55.72	1:57.17	1:55.59	1:55.01		

70 William HUNT

Lap	1	2	3	4	5	6	7	8	9	10
1	2:07.90	1:58.55	1:59.38	1:59.29	1:59.13	1:59.45	1:59.13	1:58.64		

88 Michael BARRETT

Lap	1	2	3	4	5	6	7	8	9	10
1	2:39.27	2:06.33	2:04.75	2:04.45	2:03.99	2:04.40	2:04.89			
