



P6 - Provisional Qualifying Times for Race 5

Demon Tweeks / Yokohama Stock Hatch Championship Class A

PI	No	Cl	Name	Car	Laps	Time on Lap	Behind	MPH	
1	4	A	Patrick FLETCHER	Citroen Saxo VTR	8	1:47.02	5	73.57	
2	13	A	Andrew TIBBS	Citroen Saxo VTR	8	1:47.23	7	0.21	73.42
3	41	A	Martin WARD	Citroen Saxo VTR	8	1:47.53	8	0.51	73.22
4	86	A	Jake FARNDON	Citroen Saxo VTR	8	1:47.67	8	0.65	73.12
5	3	A	Matt DIGBY	Peugeot 106 Rallye	7	1:47.97	6	0.95	72.92
6	55	A	Rory COOPER	Citroen Saxo VTR	8	1:47.98	7	0.96	72.91
7	56	A	Nick CARTER	Vauxhall Corsa Sport	7	1:48.63	6	1.61	72.48
8	84	A	Adam STOKES	Peugeot 106 XSi	7	1:48.77	6	1.75	72.38
9	11	A	Terry ROUGHTON	Citroen Saxo VTR	8	1:48.77	7	1.75	72.38
10	54	A	Carl SWANN	Citroen Saxo VTR	7	1:48.98	7	1.96	72.24
11	7	A	Shaun HAGEN	Citroen Saxo VTR	7	1:49.09	7	2.07	72.17
12	25	A	Pete MORGAN	Citroen Saxo VTR	7	1:49.18	7	2.16	72.11
13	52	A	James GOULD	Citroen Saxo VTR	7	1:49.29	7	2.27	72.04
14	43	A	Terry BOTTING	Citroen Saxo VTR	7	1:49.65	7	2.63	71.80
15	76	A	Gareth WRIGHT	Peugeot 106 XSi	6	1:49.68	6	2.66	71.78
16	24	A	Kirk DEWELL	Citroen Saxo VTR	7	1:49.76	7	2.74	71.73
17	66	A	Craig BELL	Citroen Saxo VTR	7	1:49.88	6	2.86	71.65
18	68	A	Andrew THORPE	Peugeot 106 XSi	7	1:49.91	7	2.89	71.63
19	44	A	Nick THORNTON-JONES	Citroen Saxo VTR	7	1:50.59	6	3.57	71.19
20	50	A	John GUDGEON	Peugeot 106 XSi	7	1:51.23	7	4.21	70.78
21	30	A	Trevor GREGORY	Citroen Saxo VTR	7	1:51.39	7	4.37	70.68
22	73	A	Russell HOLMAN	Citroen Saxo VTR	7	1:51.87	7	4.85	70.38
23	35	A	Daniel SPENCER	Citroen Saxo VTR	7	1:52.64	7	5.62	69.90
24	58	A	Paul JARVIS	Citroen Saxo VTR	7	1:53.52	5	6.50	69.36
25	49	A	Geoff BLUFF	Citroen Saxo VTR	7	1:54.30	7	7.28	68.88
26	60	A	Tom SIMPSON	Citroen Saxo VTR	7	1:55.17	7	8.15	68.36
27	48	A	Mark GATES	Citroen Saxo VTR	7	2:02.04	7	15.02	64.51

Weather / Track: Cloudy / Slightly damp

Start Time : 10:47

Cadwell Park Full

08 May 11 11:05

Clerk of Course :	Time Issued :	Chief Timekeeper : Terry Stevens
-------------------	---------------	----------------------------------

THESE RESULTS REMAIN PROVISIONAL FOR A MINIMUM OF 30 MINUTES FROM THE TIME OF ISSUE AND UNTIL ALL JUDICIAL AND TECHNICAL MATTERS HAVE BEEN SETTLED.

Results produced on HS Sports Timing and Results Systems. Results online at www.750MC.co.uk

Demon Tweeks / Yokohama Stock Hatch Championship Class A

LAP TIMES - P6 - Provisional Qualifying Times for Race 5

3	Matt DIGBY										
	Lap	1	2	3	4	5	6	7	8	9	10
	1	2:05.65	1:54.10	1:56.38	1:55.96	1:48.84	1:47.97	2:03.90			
4	Patrick FLETCHER										
	Lap	1	2	3	4	5	6	7	8	9	10
	1	1:56.14	1:51.25	1:48.66	1:47.74	1:47.02	1:47.23	1:48.82	1:47.17		
7	Shaun HAGEN										
	Lap	1	2	3	4	5	6	7	8	9	10
	1	2:02.00	1:54.54	1:53.31	1:50.17	1:51.06	1:50.42	1:49.09			
11	Terry ROUGHTON										
	Lap	1	2	3	4	5	6	7	8	9	10
	1	1:58.80	1:52.29	1:51.19	1:56.15	1:49.17	1:49.03	1:48.77	1:51.87		
13	Andrew TIBBS										
	Lap	1	2	3	4	5	6	7	8	9	10
	1	1:55.22	1:51.56	1:49.16	1:48.49	1:49.08	1:47.80	1:47.23	1:48.03		
24	Kirk DEWELL										
	Lap	1	2	3	4	5	6	7	8	9	10
	1	2:13.28	1:58.21	1:54.41	1:52.75	1:58.64	1:50.18	1:49.76			
25	Pete MORGAN										
	Lap	1	2	3	4	5	6	7	8	9	10
	1	1:59.28	1:53.13	1:51.37	1:50.49	1:49.84	1:49.81	1:49.18			
30	Trevor GREGORY										
	Lap	1	2	3	4	5	6	7	8	9	10
	1	2:11.76	1:59.57	1:56.16	1:54.56	1:53.56	1:55.08	1:51.39			
35	Daniel SPENCER										
	Lap	1	2	3	4	5	6	7	8	9	10
	1	2:06.22	1:59.31	1:56.13	1:55.63	1:56.18	2:00.25	1:52.64			
41	Martin WARD										
	Lap	1	2	3	4	5	6	7	8	9	10
	1	2:00.28	1:52.39	1:50.69	1:49.30	1:48.35	1:47.87	1:48.07	1:47.53		
43	Terry BOTTING										
	Lap	1	2	3	4	5	6	7	8	9	10
	1	2:04.80	1:59.27	1:54.27	1:52.17	1:51.36	1:49.89	1:49.65			
44	Nick THORNTON-JONES										
	Lap	1	2	3	4	5	6	7	8	9	10
	1	2:10.17	1:57.18	1:54.38	1:55.40	1:50.87	1:50.59	1:53.40			
48	Mark GATES										
	Lap	1	2	3	4	5	6	7	8	9	10
	1	2:10.12	2:04.69	2:04.20	2:07.62	2:03.32	2:31.81	2:02.04			

49	Geoff BLUFF										
	Lap	1	2	3	4	5	6	7	8	9	10
	1	2:10.95	2:01.39	1:58.35	1:55.81	1:56.28	1:54.35	1:54.30			
50	John GUDGEON										
	Lap	1	2	3	4	5	6	7	8	9	10
	1	2:07.99	1:57.41	1:54.58	1:53.20	1:51.99	1:51.45	1:51.23			
52	James GOULD										
	Lap	1	2	3	4	5	6	7	8	9	10
	1	2:01.06	1:54.36	1:50.82	1:50.53	1:52.78	1:49.51	1:49.29			
54	Carl SWANN										
	Lap	1	2	3	4	5	6	7	8	9	10
	1	2:02.64	1:54.42	1:52.30	1:51.82	1:50.18	1:53.56	1:48.98			
55	Rory COOPER										
	Lap	1	2	3	4	5	6	7	8	9	10
	1	1:54.73	1:51.89	1:49.63	1:48.71	1:48.81	1:49.45	1:47.98	1:48.22		
56	Nick CARTER										
	Lap	1	2	3	4	5	6	7	8	9	10
	1	1:58.63	1:52.87	1:50.69	1:52.60	1:49.61	1:48.63	1:49.18			
58	Paul JARVIS										
	Lap	1	2	3	4	5	6	7	8	9	10
	1	2:10.26	2:00.22	1:56.48	1:55.24	1:53.52	1:55.81	2:03.97			
60	Tom SIMPSON										
	Lap	1	2	3	4	5	6	7	8	9	10
	1	2:06.27	2:01.26	1:59.04	1:56.79	1:58.71	1:55.80	1:55.17			
66	Craig BELL										
	Lap	1	2	3	4	5	6	7	8	9	10
	1	2:04.69	1:57.38	1:51.06	1:51.86	1:50.73	1:49.88	1:50.05			
68	Andrew THORPE										
	Lap	1	2	3	4	5	6	7	8	9	10
	1	1:57.04	1:52.84	2:05.75	1:53.26	1:52.15	1:51.78	1:49.91			
73	Russell HOLMAN										
	Lap	1	2	3	4	5	6	7	8	9	10
	1	2:07.92	1:57.75	1:56.00	1:52.65	1:55.18	1:59.44	1:51.87			
76	Gareth WRIGHT										
	Lap	1	2	3	4	5	6	7	8	9	10
	1	2:02.51	1:57.38	1:55.31	1:51.74	1:50.50	1:49.68				
84	Adam STOKES										
	Lap	1	2	3	4	5	6	7	8	9	10
	1	2:33.46	1:55.92	1:52.71	1:50.41	2:05.99	1:48.77	1:49.18			
86	Jake FARDON										
	Lap	1	2	3	4	5	6	7	8	9	10
	1	1:54.30	1:53.82	1:48.11	1:51.15	1:48.43	2:01.31	1:47.98	1:47.67		

RACE GRID

Demon Tweeks / Yokohama Stock Hatch Championship Class A

Race 5

ROW 14		48 02:02.040 Mark GATES	
ROW 13	60 01:55.170 Tom SIMPSON		49 01:54.300 Geoff BLUFF
ROW 12	58 01:53.520 Paul JARVIS	35 01:52.640 Daniel SPENCER	
ROW 11		73 01:51.870 Russell HOLMAN	30 01:51.390 Trevor GREGORY
ROW 10	50 01:51.230 John GUDGEON	44 01:50.590 Nick THORNTON-JONES	
ROW 9		68 01:49.910 Andrew THORPE	66 01:49.880 Craig BELL
ROW 8	24 01:49.760 Kirk DEWELL	76 01:49.680 Gareth WRIGHT	
ROW 7		43 01:49.650 Terry BOTTING	52 01:49.290 James GOULD
ROW 6	25 01:49.180 Pete MORGAN	7 01:49.090 Shaun HAGEN	
ROW 5		54 01:48.980 Carl SWANN	11 01:48.770 Terry ROUGHTON
ROW 4	84 01:48.770 Adam STOKES	56 01:48.630 Nick CARTER	
ROW 3		55 01:47.980 Rory COOPER	3 01:47.970 Matt DIGBY
ROW 2	86 01:47.670 Jake FARNDON	41 01:47.530 Martin WARD	
ROW 1		13 01:47.230 Andrew TIBBS	4 01:47.020 Patrick FLETCHER

POLE



Provisional Results - Race 5

Demon Tweeks / Yokohama Stock Hatch Championship Class A

PI	No	Cl	Name	Car	Laps	Time	Behind	MPH	Best Lap on	MPH
1	4	A	Patrick FLETCHER	Citroen Saxo VTR	5	9:03.56		72.42	1:46.64	4 73.83
2	41	A	Martin WARD	Citroen Saxo VTR	5	9:04.35	0.79	72.32	1:46.65	4 73.82
3	3	A	Matt DIGBY	Peugeot 106 Rallye	5	9:05.05	1.49	72.22	1:46.80	5 73.72
4	13	A	Andrew TIBBS	Citreon Saxo VTR	5	9:05.99	2.43	72.10	1:46.92	3 73.64
5	86	A	Jake FARNDON	Citreon Saxo VTR	5	9:06.38	2.82	72.05	1:46.93	4 73.63
6	56	A	Nick CARTER	Vauxhall Corsa Sport	5	9:09.92	6.36	71.58	1:47.58	3 73.18
7	55	A	Rory COOPER	Citreon Saxo VTR	5	9:14.08	10.52	71.05	1:47.96	4 72.93
8	84	A	Adam STOKES	Peugeot 106 XSi	5	9:16.19	12.63	70.78	1:48.44	4 72.60
9	11	A	Terry ROUGHTON	Citreon Saxo VTR	5	9:16.70	13.14	70.71	1:48.58	2 72.51
10	7	A	Shaun HAGEN	Citroen Saxo VTR	5	9:18.04	14.48	70.54	1:48.71	3 72.42
11	25	A	Pete MORGAN	Citroen Saxo VTR	5	9:18.90	15.34	70.43	1:48.76	2 72.39
12	43	A	Terry BOTTING	Citroen Saxo VTR	5	9:24.35	20.79	69.75	1:48.89	5 72.30
13	44	A	Nick THORNTON-JONES	Citroen Saxo VTR	5	9:28.52	24.96	69.24	1:49.28	4 72.05
14	68	A	Andrew THORPE	Peugeot 106 XSi	5	9:29.44	25.88	69.13	1:49.35	4 72.00
15	73	A	Russell HOLMAN	Citroen Saxo VTR	5	9:30.27	26.71	69.03	1:49.81	5 71.70
16	30	A	Trevor GREGORY	Citroen Saxo VTR	5	9:33.08	29.52	68.69	1:50.08	5 71.52
17	58	A	Paul JARVIS	Citroen Saxo VTR	5	9:34.72	31.16	68.50	1:50.58	4 71.20
18	60	A	Tom SIMPSON	Citreon Saxo VTR	5	9:35.53	31.97	68.40	1:50.76	5 71.08
19	35	A	Daniel SPENCER	Citreon Saxo VTR	5	9:36.23	32.67	68.32	1:50.61	4 71.18
20	52	A	James GOULD	Citreon Saxo VTR	5	9:38.68	35.12	68.03	1:48.75	5 72.40

Not-Classified

24	A	Kirk DEWELL	Citreon Saxo VTR	5	9:23.90	NCF	69.81	1:49.15	5 72.13
49	A	Geoff BLUFF	Citreon Saxo VTR	5	9:55.01	NCF	66.16	1:54.40	2 68.82
76	A	Gareth WRIGHT	Peugeot 106 XSi	2	3:51.67	DNF	67.97	1:49.04	2 72.20
54	A	Carl SWANN	Citroen Saxo VTR	1	2:01.03	DNF	65.05	1:56.12	1 67.80
48	A	Mark GATES	Citreon Saxo VTR	1	2:09.67	DNF	60.72	2:00.32	1 65.44

Non-Starters

50	A	John GUDGEON	Peugeot 106 XSi
66	A	Craig BELL	Citreon Saxo VTR

Fastest Lap

4	A	Patrick FLETCHER	Citroen Saxo VTR	1:46.64	4 73.83
---	---	------------------	------------------	---------	---------

2nd ref flag after 11m 41s. Race declared. No 24 & 49 not running at the time of the red flag.

Weather / Track: Cloudy / Dry

Start Time : 14:44

Cadwell Park Full

08 May 11 15:13

Clerk of Course :	Time Issued :	Chief Timekeeper : Terry Stevens
-------------------	---------------	----------------------------------

THESE RESULTS REMAIN PROVISIONAL FOR A MINIMUM OF 30 MINUTES FROM THE TIME OF ISSUE AND UNTIL ALL JUDICIAL AND TECHNICAL MATTERS HAVE BEEN SETTLED.

Results produced on HS Sports Timing and Results Systems

Lap Chart

Demon Tweeks / Yokohama Stock Hatch Championship Class A - Race 5

Lap 1		Lap 2		Lap 3		Lap 4		Lap 5		Lap 6		Lap 7		Lap 8		Lap 9		Lap 10	
No	Time	No	Time	No	Time	No	Time	No	Time	No	Time	No	Time	No	Time	No	Time	No	Time
4	1:55.97	4	3:42.92	4	5:30.01	4	7:16.65	4	9:03.56										
41	1:56.73	41	3:43.86	41	5:30.76	41	7:17.41	41	9:04.35										
3	1:57.06	3	3:44.32	3	5:31.36	3	7:18.25	3	9:05.05										
13	1:57.59	13	3:45.01	13	5:31.93	13	7:18.93	13	9:05.99										
86	1:58.20	86	3:45.36	86	5:32.36	86	7:19.29	86	9:06.38										
56	1:58.57	56	3:46.35	56	5:33.93	56	7:21.95	56	9:09.92										
84	1:59.54	84	3:48.09	55	5:37.98	55	7:25.94	55	9:14.08										
55	2:00.30	55	3:48.89	11	5:38.16	84	7:27.32	84	9:16.19										
11	2:00.59	11	3:49.17	84	5:38.88	11	7:27.95	11	9:16.70										
54	2:01.03	25	3:50.44	25	5:39.26	25	7:29.06	7	9:18.04										
25	2:01.68	7	3:50.84	7	5:39.55	7	7:29.22	25	9:18.90										
7	2:02.05	76	3:51.67	24	5:44.56	24	7:34.75	24	9:23.90										
76	2:02.63	24	3:54.82	43	5:45.11	43	7:35.46	43	9:24.35										
43	2:04.05	43	3:55.74	44	5:49.17	44	7:38.45	44	9:28.52										
52	2:04.06	52	3:56.27	68	5:49.89	68	7:39.24	68	9:29.44										
24	2:04.22	44	3:56.41	73	5:50.33	73	7:40.46	73	9:30.27										
44	2:04.27	68	3:57.49	30	5:52.54	30	7:43.00	30	9:33.08										
68	2:05.23	73	3:58.44	58	5:52.84	58	7:43.42	58	9:34.72										
73	2:05.57	30	4:00.34	60	5:53.65	60	7:44.77	60	9:35.53										
58	2:06.55	58	4:00.68	35	5:54.68	35	7:45.29	35	9:36.23										
60	2:06.69	60	4:01.65	49	5:58.70	52	7:49.93	52	9:38.68										
30	2:07.27	35	4:02.29	52	6:00.63	49	7:54.13	49	9:55.01										
35	2:07.79	49	4:03.44																
49	2:09.04																		
48	2:09.67																		

Demon Tweeks / Yokohama Stock Hatch Championship Class A

LAP TIMES - Race 5

3	Matt DIGBY										
	Lap	1	2	3	4	5	6	7	8	9	10
	1	1:53.52	1:47.26	1:47.04	1:46.89	1:46.80					
4	Patrick FLETCHER										
	Lap	1	2	3	4	5	6	7	8	9	10
	1	1:53.60	1:46.95	1:47.09	1:46.64	1:46.91					
7	Shaun HAGEN										
	Lap	1	2	3	4	5	6	7	8	9	10
	1	1:56.90	1:48.79	1:48.71	1:49.67	1:48.82					
11	Terry ROUGHTON										
	Lap	1	2	3	4	5	6	7	8	9	10
	1	1:55.83	1:48.58	1:48.99	1:49.79	1:48.75					
13	Andrew TIBBS										
	Lap	1	2	3	4	5	6	7	8	9	10
	1	1:55.17	1:47.42	1:46.92	1:47.00	1:47.06					
24	Kirk DEWELL										
	Lap	1	2	3	4	5	6	7	8	9	10
	1	1:57.91	1:50.60	1:49.74	1:50.19	1:49.15					
25	Pete MORGAN										
	Lap	1	2	3	4	5	6	7	8	9	10
	1	1:56.29	1:48.76	1:48.82	1:49.80	1:49.84					
30	Trevor GREGORY										
	Lap	1	2	3	4	5	6	7	8	9	10
	1	1:59.79	1:53.07	1:52.20	1:50.46	1:50.08					
35	Daniel SPENCER										
	Lap	1	2	3	4	5	6	7	8	9	10
	1	1:59.92	1:54.50	1:52.39	1:50.61	1:50.94					
41	Martin WARD										
	Lap	1	2	3	4	5	6	7	8	9	10
	1	1:53.73	1:47.13	1:46.90	1:46.65	1:46.94					
43	Terry BOTTING										
	Lap	1	2	3	4	5	6	7	8	9	10
	1	1:58.37	1:51.69	1:49.37	1:50.35	1:48.89					
44	Nick THORNTON-JONES										
	Lap	1	2	3	4	5	6	7	8	9	10
	1	1:57.42	1:52.14	1:52.76	1:49.28	1:50.07					
48	Mark GATES										
	Lap	1	2	3	4	5	6	7	8	9	10
	1	2:00.32									

49	Geoff BLUFF										
	Lap	1	2	3	4	5	6	7	8	9	10
	1	2:00.67	1:54.40	1:55.26	1:55.43	2:00.88					
52	James GOULD										
	Lap	1	2	3	4	5	6	7	8	9	10
	1	1:58.27	1:52.21	2:04.36	1:49.30	1:48.75					
54	Carl SWANN										
	Lap	1	2	3	4	5	6	7	8	9	10
	1	1:56.12									
55	Rory COOPER										
	Lap	1	2	3	4	5	6	7	8	9	10
	1	1:56.44	1:48.59	1:49.09	1:47.96	1:48.14					
56	Nick CARTER										
	Lap	1	2	3	4	5	6	7	8	9	10
	1	1:54.40	1:47.78	1:47.58	1:48.02	1:47.97					
58	Paul JARVIS										
	Lap	1	2	3	4	5	6	7	8	9	10
	1	1:58.70	1:54.13	1:52.16	1:50.58	1:51.30					
60	Tom SIMPSON										
	Lap	1	2	3	4	5	6	7	8	9	10
	1	1:58.24	1:54.96	1:52.00	1:51.12	1:50.76					
68	Andrew THORPE										
	Lap	1	2	3	4	5	6	7	8	9	10
	1	1:58.66	1:52.26	1:52.40	1:49.35	1:50.20					
73	Russell HOLMAN										
	Lap	1	2	3	4	5	6	7	8	9	10
	1	1:58.50	1:52.87	1:51.89	1:50.13	1:49.81					
76	Gareth WRIGHT										
	Lap	1	2	3	4	5	6	7	8	9	10
	1	1:56.45	1:49.04								
84	Adam STOKES										
	Lap	1	2	3	4	5	6	7	8	9	10
	1	1:55.18	1:48.55	1:50.79	1:48.44	1:48.87					
86	Jake FARNDON										
	Lap	1	2	3	4	5	6	7	8	9	10
	1	1:55.17	1:47.16	1:47.00	1:46.93	1:47.09					



P8 - Provisional Qualifying Times for Race 7

Demon Tweeks / Yokohama Stock Hatch Championship Class B

Pl	No	Cl	Name	Car	Laps	Time on Lap	Behind	MPH	
1	71	B	Pip HAMMOND	Vauxhall Nova GTE	7	1:49.34	7	72.01	
2	42	B	Lee SCOTT	Ford Fiesta XR2i	7	1:49.61	6	0.27	71.83
3	79	B	Andrew LIGHTFOOT	Ford Fiesta XR2	7	1:50.11	3	0.77	71.50
4	26	B	Matt ROZIER	Peugeot 205 GTi	7	1:50.33	4	0.99	71.36
5	45	B	Andy PHILPOTTS	Ford Fiesta XR2i	7	1:50.77	7	1.43	71.08
6	61	B	Stephen AYRES	Ford Fiesta XR2	7	1:50.91	6	1.57	70.99
7	88	B	Martin CAYZER	Ford Fiesta XR2	7	1:51.43	7	2.09	70.66
8	77	B	Noel MOFFITT	Peugeot 205 GTi	7	1:51.73	7	2.39	70.47
9	59	B	Daniel GIBSON	Ford Fiesta XR2	7	1:51.93	7	2.59	70.34
10	37	B	Keith MORGAN	Suzuki Swift GTi	7	1:52.79	4	3.45	69.80
11	67	B	Matthew STUBINGTON	Peugeot 205 GTi	7	1:54.01	7	4.67	69.06
12	57	B	Derek ROZIER	Peugeot 205 GTi	7	1:54.49	4	5.15	68.77
13	29	B	James RUSSELL	Peugeot 205 GTi	7	1:55.04	5	5.70	68.44
14	64	B	Bill PARIERA	Citroen AX GTi	6	1:55.17	5	5.83	68.36
15	27	B	Alex HALL	Ford Fiesta XR2	4	1:55.45	4	6.11	68.20
16	70	B	Hannah NEWTON	Ford Fiesta XR2	6	1:55.58	5	6.24	68.12
17	62	B	Colin THORPE	Ford Fiesta XR2	7	1:56.04	5	6.70	67.85
18	33	B	Mark TOWNSEND	Vauxhall Nova Gsi	7	1:56.80	6	7.46	67.41

Not-Seen

75 B Craig BARROW Ford Fiesta XR2

Weather / Track: Bright / Dry

Start Time : 11:35

Cadwell Park Full

08 May 11 11:53

Clerk of Course :	Time Issued :	Chief Timekeeper : Terry Stevens
-------------------	---------------	----------------------------------

THESE RESULTS REMAIN PROVISIONAL FOR A MINIMUM OF 30 MINUTES FROM THE TIME OF ISSUE AND UNTIL ALL JUDICIAL AND TECHNICAL MATTERS HAVE BEEN SETTLED.


Results produced on HS Sports Timing and Results Systems. Results online at www.750MC.co.uk

Demon Tweeks / Yokohama Stock Hatch Championship Class B


LAP TIMES - P8 - Provisional Qualifying Times for Race 7

26	Matt ROZIER										
	Lap	1	2	3	4	5	6	7	8	9	10
	1	2:03.59	1:55.65	1:51.48	1:50.33	1:50.52	2:14.04	1:58.31			
27	Alex HALL										
	Lap	1	2	3	4	5	6	7	8	9	10
	1	2:17.54	2:13.25	2:01.82	1:55.45						
29	James RUSSELL										
	Lap	1	2	3	4	5	6	7	8	9	10
	1	2:08.91	1:58.26	1:58.42	2:04.14	1:55.04	1:55.30	1:56.06			
33	Mark TOWNSEND										
	Lap	1	2	3	4	5	6	7	8	9	10
	1	2:09.37	2:01.83	2:01.80	1:59.37	1:58.30	1:56.80	1:59.68			
37	Keith MORGAN										
	Lap	1	2	3	4	5	6	7	8	9	10
	1	2:01.77	1:55.49	1:56.38	1:52.79	1:53.31	2:27.56	1:55.37			
42	Lee SCOTT										
	Lap	1	2	3	4	5	6	7	8	9	10
	1	1:56.84	1:51.37	1:50.50	1:49.92	1:49.68	1:49.61	1:50.13			
45	Andy PHILPOTTS										
	Lap	1	2	3	4	5	6	7	8	9	10
	1	2:18.22	1:56.08	1:53.70	1:51.76	1:51.69	1:55.54	1:50.77			
57	Derek ROZIER										
	Lap	1	2	3	4	5	6	7	8	9	10
	1	2:36.08	2:01.23	1:56.00	1:54.49	1:54.78	1:54.88	1:56.20			
59	Daniel GIBSON										
	Lap	1	2	3	4	5	6	7	8	9	10
	1	2:04.78	1:57.68	1:54.65	1:53.59	1:53.24	1:52.60	1:51.93			
61	Stephen AYRES										
	Lap	1	2	3	4	5	6	7	8	9	10
	1	2:00.87	1:56.73	1:56.06	1:51.95	1:51.46	1:50.91	1:51.73			
62	Colin THORPE										
	Lap	1	2	3	4	5	6	7	8	9	10
	1	2:09.42	2:00.33	1:58.00	1:57.61	1:56.04	1:59.16	1:56.67			
64	Bill PARIERA										
	Lap	1	2	3	4	5	6	7	8	9	10
	1	2:07.58	1:59.59	1:57.56	1:56.00	1:55.17	1:55.70				
67	Matthew STUBINGTON										
	Lap	1	2	3	4	5	6	7	8	9	10
	1	2:08.53	1:58.20	1:57.34	1:54.96	1:54.10	1:59.27	1:54.01			

70	Hannah NEWTON									
Lap	1	2	3	4	5	6	7	8	9	10
1	2:07.47	2:00.62	2:40.74	2:02.43	1:55.58	2:41.85				
71	Pip HAMMOND									
Lap	1	2	3	4	5	6	7	8	9	10
1	1:57.02	1:51.18	1:49.48	1:49.67	1:50.06	1:53.31	1:49.34			
77	Noel MOFFITT									
Lap	1	2	3	4	5	6	7	8	9	10
1	2:04.28	1:55.29	1:53.05	1:51.99	1:52.69	1:51.87	1:51.73			
79	Andrew LIGHTFOOT									
Lap	1	2	3	4	5	6	7	8	9	10
1	1:56.94	1:52.13	1:50.11	1:50.53	1:50.54	1:51.05	1:56.58			
88	Martin CAYZER									
Lap	1	2	3	4	5	6	7	8	9	10
1	2:00.45	1:54.96	1:55.17	1:53.16	1:54.72	1:51.70	1:51.43			




RACE GRID



Demon Tweeks / Yokohama Stock Hatch Championship Class B

Race 7

ROW 10		
ROW 9	33 01:56.800 Mark TOWNSEND	62 01:56.040 Colin THORPE
ROW 8	70 01:55.580 Hannah NEWTON	27 01:55.450 Alex HALL
ROW 7	64 01:55.170 Bill PARIERA	29 01:55.040 James RUSSELL
ROW 6	57 01:54.490 Derek ROZIER	67 01:54.010 Matthew STUBINGTON
ROW 5	37 01:52.790 Keith MORGAN	59 01:51.930 Daniel GIBSON
ROW 4	77 01:51.730 Noel MOFFITT	88 01:51.430 Martin CAYZER
ROW 3	61 01:50.910 Stephen AYRES	45 01:50.770 Andy PHILPOTTS
ROW 2	26 01:50.330 Matt ROZIER	79 01:50.110 Andrew LIGHTFOOT
ROW 1	42 01:49.610 Lee SCOTT	71 01:49.340 Pip HAMMOND
POLE		





Provisional Results - Race 7

Demon Tweeks / Yokohama Stock Hatch Championship Class B

Pl	No	Cl	Name	Car	Laps	Time	Behind	MPH	Best Lap on	MPH
1	71	B	Pip HAMMOND	Vauxhall Nova GTE	11	20:20.99		70.93	1:49.32	9 72.02
2	42	B	Lee SCOTT	Ford Fiesta XR2i	11	20:21.22	0.23	70.92	1:49.27	10 72.05
3	26	B	Matt ROZIER	Peugeot 205 GTi	11	20:25.11	4.12	70.69	1:49.64	9 71.81
4	45	B	Andy PHILPOTTS	Ford Fiesta XR2i	11	20:43.67	22.68	69.64	1:51.07	10 70.89
5	61	B	Stephen AYRES	Ford Fiesta XR2	11	20:44.83	23.84	69.57	1:50.75	11 71.09
6	88	B	Martin CAYZER	Ford Fiesta XR2	11	20:54.66	33.67	69.03	1:51.90	6 70.36
7	59	B	Daniel GIBSON	Ford Fiesta XR2	11	21:04.04	43.05	68.51	1:51.38	8 70.69
8	37	B	Keith MORGAN	Suzuki Swift GTi	11	21:17.73	56.74	67.78	1:54.25	3 68.91
9	64	B	Bill PARIERA	Citroen AX GTi	11	21:38.38	1:17.39	66.70	1:53.17	9 69.57
10	62	B	Colin THORPE	Ford Fiesta XR2	11	21:45.79	1:24.80	66.32	1:54.12	8 68.99
11	70	B	Hannah NEWTON	Ford Fiesta XR2	11	21:52.38	1:31.39	65.99	1:55.50	8 68.17

Not-Classified

57	B	Derek ROZIER	Peugeot 205 GTi	10	19:07.63	DNF	68.60	1:52.42	9 70.03
33	B	Mark TOWNSEND	Vauxhall Nova Gsi	6	11:54.04	DNF	66.16	1:55.90	2 67.93
27	B	Alex HALL	Ford Fiesta XR2	6	11:58.62	DNF	65.74	1:53.90	4 69.12
79	B	Andrew LIGHTFOOT	Ford Fiesta XR2	5	9:31.97	DNF	68.83	1:51.36	4 70.70
67	B	Matthew STUBINGTON	Peugeot 205 GTi	5	9:39.77	DNF	67.90	1:52.31	5 70.10
29	B	James RUSSELL	Peugeot 205 GTi	4	8:56.04	DNF	58.75	1:57.54	4 66.98
77	B	Noel MOFFITT	Peugeot 205 GTi	3	5:50.42	DNF	67.40	1:53.05	3 69.64

Fastest Lap

42	B	Lee SCOTT	Ford Fiesta XR2i					1:49.27	10 72.05 Rec
----	---	-----------	------------------	--	--	--	--	---------	--------------

Weather / Track: Bright / Dry

Start Time : 15:43

Cadwell Park Full

08 May 11 16:06

Clerk of Course :	Time Issued :	Chief Timekeeper : Terry Stevens
-------------------	---------------	----------------------------------

THESE RESULTS REMAIN PROVISIONAL FOR A MINIMUM OF 30 MINUTES FROM THE TIME OF ISSUE AND UNTIL ALL JUDICIAL AND TECHNICAL MATTERS HAVE BEEN SETTLED.

Results produced on HS Sports Timing and Results Systems

Lap Chart

Demon Tweeks / Yokohama Stock Hatch Championship Class B - Race 7

Lap 1		Lap 2		Lap 3		Lap 4		Lap 5		Lap 6		Lap 7		Lap 8		Lap 9		Lap 10	
No	Time	No	Time	No	Time	No	Time	No	Time	No	Time	No	Time	No	Time	No	Time	No	Time
71	1:58.96	71	3:49.76	71	5:40.38	71	7:30.84	71	9:21.69	71	11:11.88	71	13:02.14	71	14:52.43	71	16:41.75	71	18:31.33
42	2:00.35	42	3:51.35	42	5:42.03	42	7:32.60	42	9:22.68	42	11:12.51	42	13:02.82	42	14:53.01	42	16:42.49	42	18:31.76
26	2:00.83	26	3:52.57	26	5:42.53	26	7:33.23	26	9:23.39	26	11:13.42	26	13:03.55	26	14:53.65	26	16:43.29	26	18:34.40
79	2:01.49	45	3:55.63	45	5:47.25	45	7:38.72	79	9:31.97	45	11:24.73	45	13:17.64	45	15:09.06	45	17:00.73	45	18:51.80
45	2:02.13	79	3:56.02	79	5:48.20	79	7:39.56	45	9:32.53	88	11:27.34	88	13:19.63	61	15:11.78	61	17:02.78	61	18:54.08
77	2:02.45	61	3:56.97	88	5:50.09	88	7:43.28	88	9:35.44	61	11:28.59	61	13:19.82	88	15:15.27	88	17:08.62	88	19:00.84
61	2:02.86	88	3:57.11	77	5:50.42	61	7:44.33	61	9:36.27	57	11:35.06	57	13:29.45	57	15:22.69	57	17:15.11	57	19:07.63
88	2:04.44	77	3:57.37	61	5:50.84	67	7:47.46	67	9:39.77	59	11:39.04	59	13:32.35	59	15:23.73	59	17:15.46	59	19:08.02
67	2:05.79	67	4:00.53	67	5:54.20	57	7:47.79	57	9:40.45	37	11:43.06	37	13:38.39	37	15:32.79	37	17:27.18	37	19:21.45
37	2:06.05	57	4:01.22	57	5:54.67	37	7:50.17	59	9:45.37	64	11:50.39	64	13:46.22	64	15:39.75	64	17:32.92	64	19:40.90
57	2:06.47	37	4:01.49	37	5:55.74	59	7:50.65	37	9:45.80	33	11:54.04	62	13:58.64	62	15:52.76	62	17:49.90	62	19:46.95
59	2:09.58	59	4:03.23	59	5:56.18	33	7:58.97	33	9:55.21	27	11:58.62	70	14:05.52	70	16:01.02	70	17:56.96	70	19:54.19
33	2:10.52	33	4:06.42	33	6:02.98	64	8:00.90	64	9:55.42	62	12:02.19								
70	2:13.71	64	4:10.21	64	6:05.81	70	8:03.21	27	9:59.70	70	12:08.06								
64	2:14.97	70	4:11.73	70	6:07.67	62	8:04.40	62	10:08.04										
62	2:17.10	62	4:13.35	62	6:09.52	27	8:05.48	70	10:10.94										
27	2:20.11	27	4:16.43	27	6:11.58	29	8:56.04												
29	2:47.73	29	4:58.30	29	6:58.50														

Lap Chart

Demon Tweeks / Yokohama Stock Hatch Championship Class B - Race 7

Lap 11		Lap 12		Lap 13		Lap 14		Lap 15		Lap 16		Lap 17		Lap 18		Lap 19		Lap 20	
No	Time	No	Time	No	Time	No	Time	No	Time	No	Time	No	Time	No	Time	No	Time	No	Time
71	20:20.99																		
42	20:21.22																		
26	20:25.11																		
45	20:43.67																		
61	20:44.83																		
88	20:54.66																		
59	21:04.04																		
37	21:17.73																		
64	21:38.38																		
62	21:45.79																		
70	21:52.38																		

Demon Tweeks / Yokohama Stock Hatch Championship Class B

LAP TIMES - Race 7

26 Matt ROZIER

Lap	1	2	3	4	5	6	7	8	9	10
1	1:57.57	1:51.74	1:49.96	1:50.70	1:50.16	1:50.03	1:50.13	1:50.10	1:49.64	1:51.11
11	1:50.71									

27 Alex HALL

Lap	1	2	3	4	5	6	7	8	9	10
1	2:13.15	1:56.32	1:55.15	1:53.90	1:54.22	1:58.92				

29 James RUSSELL

Lap	1	2	3	4	5	6	7	8	9	10
1	2:41.11	2:10.57	2:00.20	1:57.54						

33 Mark TOWNSEND

Lap	1	2	3	4	5	6	7	8	9	10
1	2:03.17	1:55.90	1:56.56	1:55.99	1:56.24	1:58.83				

37 Keith MORGAN

Lap	1	2	3	4	5	6	7	8	9	10
1	2:00.52	1:55.44	1:54.25	1:54.43	1:55.63	1:57.26	1:55.33	1:54.40	1:54.39	1:54.27
11	1:56.28									

42 Lee SCOTT

Lap	1	2	3	4	5	6	7	8	9	10
1	1:57.84	1:51.00	1:50.68	1:50.57	1:50.08	1:49.83	1:50.31	1:50.19	1:49.48	1:49.27
11	1:49.46									

45 Andy PHILPOTTS

Lap	1	2	3	4	5	6	7	8	9	10
1	1:58.24	1:53.50	1:51.62	1:51.47	1:53.81	1:52.20	1:52.91	1:51.42	1:51.67	1:51.07
11	1:51.87									

57 Derek ROZIER

Lap	1	2	3	4	5	6	7	8	9	10
1	2:00.63	1:54.75	1:53.45	1:53.12	1:52.66	1:54.61	1:54.39	1:53.24	1:52.42	1:52.52

59 Daniel GIBSON

Lap	1	2	3	4	5	6	7	8	9	10
1	2:04.24	1:53.65	1:52.95	1:54.47	1:54.72	1:53.67	1:53.31	1:51.38	1:51.73	1:52.56
11	1:56.02									

61 Stephen AYRES

Lap	1	2	3	4	5	6	7	8	9	10
1	1:58.76	1:54.11	1:53.87	1:53.49	1:51.94	1:52.32	1:51.23	1:51.96	1:51.00	1:51.30
11	1:50.75									

62 Colin THORPE

Lap	1	2	3	4	5	6	7	8	9	10
1	2:09.19	1:56.25	1:56.17	1:54.88	2:03.64	1:54.15	1:56.45	1:54.12	1:57.14	1:57.05
11	1:58.84									

64	Bill PARIERA									
Lap	1	2	3	4	5	6	7	8	9	10
1	2:07.96	1:55.24	1:55.60	1:55.09	1:54.52	1:54.97	1:55.83	1:53.53	1:53.17	2:07.98
11	1:57.48									
67	Matthew STUBINGTON									
Lap	1	2	3	4	5	6	7	8	9	10
1	2:00.22	1:54.74	1:53.67	1:53.26	1:52.31					
70	Hannah NEWTON									
Lap	1	2	3	4	5	6	7	8	9	10
1	2:05.90	1:58.02	1:55.94	1:55.54	2:07.73	1:57.12	1:57.46	1:55.50	1:55.94	1:57.23
11	1:58.19									
71	Pip HAMMOND									
Lap	1	2	3	4	5	6	7	8	9	10
1	1:56.21	1:50.80	1:50.62	1:50.46	1:50.85	1:50.19	1:50.26	1:50.29	1:49.32	1:49.58
11	1:49.66									
77	Noel MOFFITT									
Lap	1	2	3	4	5	6	7	8	9	10
1	1:58.09	1:54.92	1:53.05							
79	Andrew LIGHTFOOT									
Lap	1	2	3	4	5	6	7	8	9	10
1	1:58.26	1:54.53	1:52.18	1:51.36	1:52.41					
88	Martin CAYZER									
Lap	1	2	3	4	5	6	7	8	9	10
1	1:59.37	1:52.67	1:52.98	1:53.19	1:52.16	1:51.90	1:52.29	1:55.64	1:53.35	1:52.22
11	1:53.82									