




CHAMPIONSHIP CAR RACES

Club Motorsport at its best!



OFFICIAL PROGRAMME

MALLORY PARK March 10th **£2.00**



This meeting is held under the General Regulations of the MSA (incorporating the provisions of the International Sporting Code of the FIA) and the Supplementary Regulations, Final Instructions and any written instructions which the Organisers issue for the race meeting.
MSA Permit No: 10606.


APPROXIMATE TIMETABLE

Practice Sessions	Time
Stuart Taylor Locost Championship	9.30
750 MC Formula 4 Championship	9.55
Demon Tweeks/Yokohama/CCC Stock Hatch Championship - session A	10.20
Demon Tweeks/Yokohama/CCC Stock Hatch Championship - session B	10.55
Kelsport/Club Lotus Roadsports Championship	11.20
Historic Formula Junior Championship	11.45
750 Motor Club 7 Challenge	12.10

Races

1: Stuart Taylor Locost Championship	1.30
2: Demon Tweeks/Yokohama/CCC Stock Hatch Championship - Heat	1.55
3: 750 MC Formula 4 Championship	2.20
4: Kelsport/Club Lotus Roadsports Championship	3.00
5: Demon Tweeks/Yokohama/CCC Stock Hatch Championship - Final	3.35
6: Historic Formula Junior Championship	4.00
7: 750 Motor Club 7 Challenge	4.25

The organisers reserve the right, with the permission of the Stewards of the Meeting and/or the Clerk of Course, to change the order in which events are run and to postpone, cancel or abandon the meeting or any part thereof.



RACE MEETING OFFICIALS

MSA STEWARD

J.Watt

CLERKS OF COURSE

R.Adaway

DEPUTY CLERKS

D.Brice J.Floyd

DRIVING STANDARDS

OBSERVERS

M.Wooten K.Messer

CLUB STEWARDS

V.Ayres A.Jones

TIMEKEEPERS

T.Stevens (Chief)

TBA

SCRUTINEERS

D.F.D.Smith (Chief)

C.Baker J.Barlow

H.Fisher S.Ford

D.Edwards I.Brocklesby

P.Hewer C.Hollingworth

INCIDENT OFFICER

A.Bennett

CHIEF MARSHAL

P.Harding

CHIEF OBSERVER

P. Stenning

CHIEF MEDICAL OFFICER

TBA

RACE RESCUE UNIT

750 Motor Club

COMMENTATOR

Marcus Pye

SECRETARY OF THE MEETING

Robin Knight

MARSHALS

750 Motor Club

BMRMC & friends

RECOVERY

Barrie Mills

Race 1**12 Laps****Stuart Taylor Locost Championship**

	No	DRIVER	CAR DETAILS	CCS	HOMETOWN	CLUB
Res 1	1	Darryl Beckwith	Locost	1300	Saunderton	750
	3	Darren Banks	Locost	1300	Honiton	750
	5	Malcolm Mitton	Locost	1300	Little Staughton	750
	6	Tim Gray	Locost	1300	Trowell	750
	7	Royce Grey	Locost	1300	Alresford	750
	9	Andrew Crapnell	Locost	1300	Bradford On Avon	750
	11	Ivan Thomas	Locost	1300	Chelmsford	750
	15	Richard Cartledge	Locost	1300	Bolton	750
	16	Niki Baxter	Locost	1300	Belper	750
	Res 2	20	Roger Harris	Locost	1300	Redditch
24		Matt Cherrington	Locost	1300	Melksham	750
26		Dominic O'Donnell	Locost	1300	Wirral	750
27		Alex Hughes	Locost	1300	Hindhead	750
30		Ian Collins	Locost	1300	Bevere	750
32		Derek Linley	Locost	1300	Huddersfield	750
36		Danny Cassar	Locost	1300	East Ham	750
37		Kevin Lucas	Locost	1300	Ilkeston	750
39		Colin Beckwith	Locost	1300	High Wycombe	750
41		Brett Townsend	Locost	1300	Leamington Spa	750
48		Ian McLaughlin	Locost	1300	Worksop	750
49		Mark Crankshaw	Locost	1300	Cambridge	750
52		Simon Read	Locost	1300	Ely	750
62		Brian Mitcham	Locost	1300	Bury St Edmonds	750
66		Brian Turvey	Locost	1300	Old Harlow	750
68		Tom Ballentyne	Locost	1300	Colchester	750
69	John Ballentyne	Locost	1300	Colchester	750	
70	James Grantham	Locost	1300	Hapton	750	
72	James Harris	Locost	1300	Howden	750	
73	Ged Stidnell	Locost	1300	Norwich	750	
96	Jan Glover	Locost	1300	Coventry	750	

The 750 Motor Club Locost Championship was started in 1999 and is sponsored in 2002 by Stuart Taylor Motorsport, the most significant parts supplier to the Locost racers. With over 60 cars currently registered, the cars are all built to the same basic design and use a standard Ford 1300 cc x flow engine. Designed to ensure close racing and encourage new drivers into club racing at sensible cost levels the championship has now expanded to a point where 2 grids are necessary at some meetings. Stuart Taylor supply all parts required for a car build along with help and advice to any prospective racers.

Race 2 or 5 12 Laps

Demon Tweeks/Yokohama/CCC Stock Hatch Championship

NO	DRIVER	CAR DETAILS	CCS	HOMETOWN	CLUB
1	Tony Scarlett	Peugeot 106 XSi	1587	Scholes	750
3	Pete Morgan	Fiesta XR2	1600	Wrexham	750
6	Darren Blumson	Peugeot 205 GTi	1580	Reigate	750
8	James Warner	Fiesta XR2	1600	Hassocks	750
10	Paul Tibbs	Fiesta XR2	1600	Spalding	750
12	Carl Townend	Peugeot 205 GTi	1580	Ecclesfield	750
15	Dave Balding	Fiesta XR2	1600	South Woodham	750
19	Matt Lewis	Fiesta XR2	1600	Leatherhead	750
22	Hilary Howlett	Peugeot 106 XSi	1587	Dereham	750
Res 2	23 Charles Cozens	Peugeot 1.4 XSi	1360	Thatcham	750
24	Simon Hunt	Peugeot 205 GTi	1590	Allstree	750
27	Stewart Nind	Peugeot GTi	1600	Sittingbourne	750
30	Richard Baldwin	Fiesta XR2	1600	Ripley	750
32	Daniel Adderley	Peugeot 205 GTi	1598	Wimsey	750
34	Chris Ball	Fiesta XR2	1600	Bournemouth	750
37	Chris Ayres	Peugeot 205 GTi	1600	Tewkesbury	750
39	Richard Kingsnorth	Peugeot 205 GTi	1600	Colchester	750
41	Andy Elliott	Fiesta XR2i	1600	Balcombe	750
43	Tim Marshall	Peugeot 205 GTi	1580	Hinckley	750
49	John Rice	Fiesta XR2	1600	Keynsham	750
55	Tony Headland	Fiesta XR2	1600	Norwich	750
58	Marfin Boon	Peugeot 205 GTi	1600	Kings Lynn	750
60	Andrew Miller	Fiesta XR2	1600	Tring	750
63	Pat Grove	Peugeot 205 GTi	1600	Tewkesbury	750
67	Mark Alden	Fiesta XR2	1600	Manchester	750
72	Simon Harvey	Peugeot 205 GTi	1580	New Haw	750
80	Mark Hammersley	Fiesta XR2	1600	Stafford	750
88	James Marshall	Fiesta XR2i	1600	Warwick	750
96	Gareth Wright	Peugeot XSi	1600	Wisbech	750

The above listed drivers will be in the 1st Stock Hatch practice session - those on the following page are in the 2nd session. From the combined times of those two sessions, (excluding any listed as being reserves) the fastest 28 go into Race 5, the remainder into Race 2. Reserves only get to race if space becomes available.

Demon Tweeks, Yokohama tyres & Cars & Car Conversions magazine are the main sponsors for the Stock Hatch Championship, which in its 5th year continues to be one of the most popular saloon car championships in the UK. The use of standard engine & gearbox, a 'control' Yokohama A539 tyre and a weight penalty for leading cars ensures close racing at very affordable cost.

Race 2 or 5

12 Laps

Demon Tweeks/Yokohama/CCC Stock Hatch Championship

Ras 1


NO	DRIVER	CAR DETAILS	CCS	HOMETOWN	CLUB
2	Andy Burgess	Suzuki Swift GTi	1300	Crawley	750
5	Paul Sheehan	Peugeot 205 GTi	1600	Caundon	750
7	Glenn Stokes	Peugeot 106	1600	Chafford Hundred	750
9	Craig Shepherd	Fiesta XR2	1600	Braintree	750
11	Gordon Macmillan	Peugeot 205 GTi	1580	Longworth	750
14	Paul McCormick	Peugeot 205 GTi	1600	Kesgrave	750
17	Tom Reynolds	Golf GTi	1588	Wimbledon	750
21	Trevor Gillmar	Fiesta XR2i	1597	Warrington	750
25	Matt Urwin	Fiesta XR2	1600	Leighton Buzzard	750
28	Kevin Hatch	Fiesta XR2	1600	Salisbury	750
31	Trevor Cortell	Fiesta XR2	1600	Hersham	750
33	Jonathan Howes	Fiesta XR2	1600	Norwich	750
36	Michael Coleman	Fiesta XR2	1600	Wisbech	750
38	Phillip Becker	Fiesta XR2i	1600	Henlow	750
40	John Waples	Fiesta XR2i	1600	Truro	750
42	Daniel Neil	Peugeot 205 GTi	1600	Pitsea	750
44	Simon Welford	Fiesta XR2i	1600	Esher	750
51	Derek Rozier	Fiesta XR2	1600	Bexley	750
56	Jim Musker	Fiesta XR2	1600	Dodleston	750
59	Spencer Woodhouse	Rover Metro GTi	1400	Thrapston	750
62	Cliff Pellin	Fiesta XR2	1600	Canvey Island	750
65	Terry Raughton	Peugeot 205 GTi	1580	Wisbech	750
69	Richard Warner	Fiesta XR2	1600	Northwich	750
71	Steve Powlesland	Peugeot 205 GTi	1580	Eastleigh	750
79	Gary Parkes	Fiesta XR2	1597	Lincoln	750
85	David Lewis	Fiesta XR2	1600	Aylesbury	750
89	Nick Joyce	Fiesta XR2	1600	Wellesbourne	750
92	Paul McMillan	Citroen Saxo	1600	Wisbech	750
99	Matt Fincham	Peugeot 205 GTi	1598	Aylesbury	750

The above listed are in the 2nd Stock Hatch practice session.

Demon Tweeks, Yokohama tyres & Cars & Car Conversions magazine are the main sponsors for the Stock Hatch Championship, which in its 5th year continues to be one of the most popular saloon car championships in the UK. The use of standard engine & gearbox, a 'control' Yokohama A539 tyre and a weight penalty for leading cars ensures close racing at very affordable cost.

Race 3**18 Laps****750 MC Formula 4 Championship**

NO	CLS	DRIVER	CAR DETAILS	CCS	HOMETOWN	CLUB
3	A	Erwin Smiech	Reynard SF86	1600	Lincoln	750
5	A	Ray Gardner	Van Diemen RF86	1600	Sible Hedingham	750
6	A	David Longstaff	Roy 89F	1600	Wisterton	750
10	A	John Woodward	Delta	1600	Stratton Audley	750
11	A	Chris Kite	Dallara 394	1600	Bracknell	750
14	A	Damon Bland	Van Diemen RF86	1600	Cheltenham	750
22	D	Kevin Gillespie	Van Diemen 97	1800	Robertstown	750
24	A	Barry Pritchard	Van Diemen RF93	1600	Attleborough	750
32	D	Garry Cleaver	Ford Mygale 98	1800	Swindon	750
33	B	Stephen Ward	Van Diemen	2000	Desborough	750
38	D	Philip Santer	Van Diemen RF95	1800	Cranbrook	750
44	A	Clive Yorath	Magnum	1600	Cheltenham	750
45	D	Ashley Edwards	Van Diemen RF98	1800	Malmesbury	750
51	C	Stuart Olley	Delta T79	2000	Ashted	750
70	A	Ewen Sergison	Eclipse F4	1600	Arnthorpe	750
71	A	Jock Sergison	Highlander	1600	Doncaster	750
88	B	Mike Whatley	Van Diemen RF82	2000	Hepworth	750
91	A	David Healey	Delta T92	1600	Norton	750
99	A	Charles Adrian	Van Diemen FR 93	1600	Ockenidge	750



The 750 Motor Club Formula 4 Championship provides the technical sophistication of slicks and wings in an affordable single seater championship. Class A allows any design of chassis and caters for the designer/constructor as well as for cars converted from F3, FFord, FF2000 and Formula Renault, all must use the 1600 CVH Ford engine. Class B is for FF2000 cars built prior to October 1983, class C for pre Dec '80, running to the former FF2000 regulations and Class D is for pre 1999 Formula Ford Zetec cars.

Race 4**12 Laps****Roadsports Championship**

NO	CLS	DRIVER	CAR DETAILS	CCS	HOMETOWN	CLUB
2	A	Mal Davison	Porsche 993	3600T	Burntwood	750
3	C	Howard Jones	Ginetta G4	1300	Bedford	750
4	B	Stephen Oliver	Lotus Elise	1800	Ely	750
5	A	Pat Thomas	Lotus Exige	1800	Spalding	750
7	B	Robbie Watts	Renault Spider	2000	Westcliff On Sea	750
9	A	Chris Vorey	Porsche 968CS Turbo	2500T	Cirencester	750
11	B	Nigel Ainge	Porsche 944	2490	Tamworth	750
12	C	Pete Richards	Clan Crusader	998	March	750
15	C	Steve Jay	Clan Crusader	998	Bury	750
18	A	Cliff Finn	Ginetta G4	1998	East Molesey	750
21	A	Rick Lloyd	Morgan + 8	4600	Burley	750
26	A	John Chatley	TVR Griffith	4997	Inkberrow	750
29	A	Keith Ahlers	Morgan + 8	4554	Trinity	750
42	C	Paul Morgan	Ginetta G15	998	Chalfont St Peter	750
46	A	Mark Donald	Lotus Exige	1800	Hemel Hempstead	750
47	A	Wayne Jackson	Porsche 968	3000	Whitley Bridge	750
66	B	John Reed	Renault Spider	1998	Great Bardfield	750
77	B	David Hoyle	Renault Spyder	1998	Coleorton	750
81	A	Chris Beighton	Sunbeam Tiger	5000	Lutterworth	750
85	A	Richard Bayston	Porsche 944 S2	2990	Tadcaster	750
94	C	Alan Pettit	Triumph Spitfire	1296	Crowborough	750
95	B	Richard Perks	Renault Spider	1990	Balsall Common	750

The Roadsports Championship, sponsored again in 2002 by **KELSport** and **Club Lotus** is the most varied and competitive sports car category in the country, attracting cars from five decades, over ten different manufacturers and has in excess of 110 eligible models of sports cars currently listed. With carefully chosen class structures to ensure close competition for everyone, even cars from one-make series will find a place with more interesting competition. **KELSport** is the racing side of long-term Lotus dealers Kelvedon Motors of Spalding, Lincolnshire, run by Lotus 'guru' Pat Thomas who races an Exige in this year's championship.

Race 6**12 Laps****Historic Formula Junior Championship**

Nº	CLS	DRIVER	CAR DETAILS	CCS	HOMETOWN	CLUB
4	1F	Derek Walker	Terrier Mk 4	1100	Nr Altrincham	FJHRA
6	1R	Simon Hadfield	Lotus 18	1000	Nr Loughborough	HSCC
7	1F	Duncan Rabagliati	Alexis HF 1	998	Wimbledon	FJHRA
10	1F	Paul Hewes	Lola Mk II	1098	Bury St Edmunds	HFJRA
14	1F	Crispian Besley	Elva 100	1098	Gayton	FJHRA
22	1F	Robin Lockford	Elva 100	998	Arundel	HFJRA
24	1F	Ian Robinson	Autosud	1098	Arundel	HFJRA
29	1F	Bill Grimshaw	Gemini Mk II	1098	Rosendale	FJA
40	1R	Andrew Bradshaw	Lotus 18	1100	Magor	HFJ
51	2	Michael Hibberd	Lotus 20	1098	Stough	HFJ
52	2	John Monson	Elva 300	998	Beverley	HSCC
55	2	Len Selby	Cooper T56	1071	Leighton Buzzard	AMOC
59	2	Robin Longdon	Lola 5a	1098	Knutstford	AMOC
62	2	Simon Armer	Cooper T56	1099	Headington	AMOC
65	2	Michael Schryver	Lotus 22	1098	Capel	FJHRA
66	2	Edwin Jowsey	Lotus 22	1100	Nr Whitby	FJ
69	2	Neil Daws	Lotus 20/22	1098	Cheltenham	FJHRA
76	2	Michael Waller	Lotus 22	1098	Baughurst	750
77	2	Steve Smith	Cooper T59	1098	Northampton	AMOC
78	2	Paul Smeeth	Lotus 22	1098	Stamford	FJHRA
87	F3	Reg Hargrave	Kieft F3	498	Crick	AMOC


The Historic Formula Junior Championship originally ran from 1958 to 1963 and gradually replaced 1.5 litre Formula 2 and 500cc F3 as being the stepping-stone into Formula 1. The Championship runs in 4 classes: 1F for pre '61 front-engined cars, 1R for pre '61 rear-engined cars, 2 for post '60 front & rear-engined cars and F3 for the 500cc F3 cars.

Rate 7

30 Laps



750 Motor Club 7 Challenge

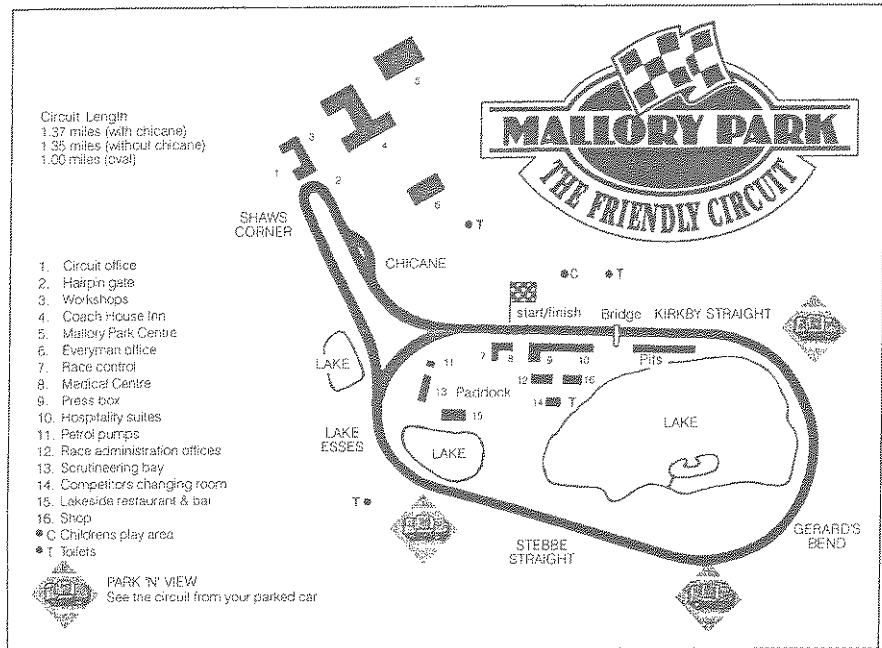
NO	CLS	DRIVER	CAR DETAILS	CCS	HOMETOWN	CLUB
3	B	Tim Lamb	Caterham 7	1600	Clevedon	750
5	B	John Benfield	Caterham 7	1600	Houghton Regis	750
10	B	David Litchfield	Caterham 7	1600	Battersea	750
19	A	Chris Porritt	Caterham 7	1588	Brackley	750
21	A	Peter Ratcliff	Caterham 7	1800	Epsom	750
22	A	Bruce White	Caterham	1800	Princes Risborough	750
25	A	Peter Lawrence	Caterham Superlight	1800	Thame	750
32	C	Terry Clark	Caterham 7	1600	Northwood	750
41	C	Ken Pendlebury	Caterham 7	1400	Steyning	750
44	A	William Mitcham	Caterham 7	1800	Bury St Edmunds	750
48	B	Gerald Simpson	Caterham Supersprint	1698	Chorton	750
63	A	Andy Toone	Caterham 7	2000	West Bridgford	750
96	A	Bob Marshall	Caterham 7	2000	Shireoaks	750
98	A	Fenton Ramsahoye	Caterham	1800	Clapham Common	750
99	A	Martin Stewart	Caterham Super 7	2000	Dartford	750



The 2002 7 Challenge is for Caterham / Lotus 7 running in 3 classes. Class A is for 1700 Xflow, 2000cc Vauxhall and Ford Zetec, 1700 twincam & 1600 K series; B includes 1600cc twincam, 1800 Ford Zetec, 1800, 1600 K Series; 1400 K series are class C, and former Scholarship/Graduate cars. All have to run on a choice of Yokohama tyres and a minimum weight of 600 kgs including the driver.

demon tweeks





MALLORY PARK LAP SPEED TABLE - 1.35 MILES

M.SECONDS	.0	.1	.2	.3	.4	.5	.6	.7	.8	.9
0:40	121.50	121.20	120.90	120.60	120.30	120.00	119.70	119.41	119.21	118.83
0:41	118.54	118.25	117.96	117.68	117.39	117.11	116.83	116.55	116.27	115.99
0:42	115.71	115.44	115.17	114.89	114.62	114.35	114.08	113.82	113.55	113.29
0:43	113.02	112.76	112.50	112.24	111.98	111.72	111.47	111.21	110.96	110.71
0:44	110.45	110.20	109.95	109.71	109.46	109.21	108.97	108.72	108.48	108.24
0:45	108.00	107.76	107.52	107.28	107.05	106.81	106.58	106.35	106.01	105.86
0:46	105.65	105.42	105.19	104.97	104.74	104.52	104.29	104.07	103.85	103.62
0:47	103.40	103.18	102.97	102.75	102.53	102.32	102.10	101.89	101.67	101.46
0:48	101.25	101.04	100.83	100.62	100.41	100.21	100.00	99.79	99.59	99.39
0:49	99.18	98.98	98.78	98.58	98.38	98.18	97.99	97.79	97.59	97.39
0:50	97.20	97.01	96.81	96.62	96.43	96.24	96.05	95.86	95.67	95.48
0:51	95.29	95.11	94.92	94.74	94.55	94.37	94.19	94.00	93.82	93.64
0:52	93.46	93.28	93.10	92.93	92.75	92.57	92.40	92.22	92.05	91.87
0:53	91.70	91.53	91.35	91.18	91.01	90.84	90.67	90.50	90.33	90.17
0:54	90.00	89.83	89.67	89.50	89.34	89.17	89.01	88.85	88.69	88.52
0:55	88.36	88.20	88.04	87.88	87.73	87.57	87.41	87.25	87.10	86.94
0:56	86.79	86.63	86.48	86.32	86.17	86.02	85.87	85.71	85.56	85.41
0:57	85.26	85.11	84.97	84.82	84.67	84.52	84.38	84.23	84.08	83.94
0:58	83.79	83.65	83.51	83.36	83.22	83.08	82.94	82.79	82.65	82.51
0:59	82.37	82.23	82.09	81.96	81.82	81.68	81.54	81.41	81.27	81.14
1:00	81.00	80.87	80.73	80.60	80.46	80.33	80.20	80.07	79.93	79.80
1:01	79.67	79.54	79.41	79.28	79.15	79.02	78.89	78.77	78.64	78.51
1:02	78.39	78.26	78.14	78.01	77.88	77.76	77.64	77.51	77.39	77.27
1:03	77.14	77.02	76.90	76.78	76.66	76.54	76.42	76.30	76.18	76.06
1:04	75.95	75.82	75.70	75.58	75.47	75.35	75.23	75.12	75.00	74.88
1:05	74.77	74.65	74.54	74.43	74.31	74.20	74.09	73.97	73.86	73.75
1:06	73.64	73.52	73.41	73.30	73.19	73.08	72.97	72.86	72.75	72.65
1:07	72.54	72.43	72.32	72.21	72.11	72.00	71.89	71.79	71.68	71.58
1:08	71.47	71.37	71.26	71.16	71.05	70.95	70.85	70.74	70.64	70.54
1:09	70.43	70.33	70.23	70.13	70.03	69.93	69.83	69.73	69.63	69.53

Mallory Park Circuit Lap Records

Formula	Class	Name	Time	Speed	Date
750 Formula		P. Myatt	0:52.2	93.10	27/10/91
750 Trophy	A	M.Roper	1:09.14	70.29	06/08/00
	B	D.Whetton	1:08.85	70.58	06/08/00
	C	TBE	-	-	-
	D	R.Rowe	0:59.63	81.50	06/08/00
	E	K.Horan	1:04.11	75.80	06/08/00
Formula 4	A	R. Davis	0:46.15	105.30	07/05/89
	B	M. Wood	0:45.15	107.60	08/04/90
	C	G. Willcox	0:48.39	100.43	23/03/97
	D	J.Moore	0:50.360	96.50	30/09/01
Formula Vee		J. Clark	0:50.87	95.53	22/03/98
Kit Cars	A	M.Lewis	0:51.337	94.66	30/09/01
	B	S.Childs	0:51.467	94.42	30/09/01
Roadsports	A	K.Ahlers	0:52.025	93.41	30/09/01
	B	I. Jones	0:53.1	91.53	27/03/95
	C	K. Ginger	0:55.43	87.67	31/05/98
Caterhams	A	K.Dunn	0:49.96	97.27	28/03/99
	B	B. Ely	0:52.05	93.37	22/03/98
	C	A. Croft	0:53.62	90.63	22/03/98
Hot Hatch	A	A.Broom	0:55.59	87.42	22/03/98
	B	S. Taylor	0:55.10	88.20	22/03/98
	C	TBE	-	-	-
Locost		D.Garthwaite	0:57.88	83.97	11/03/01
Stock Hatch		S.Powlesland	0:57.64	84.31	28/03/99

02
14.27

Stuart Taylor Locost Championship Provisional Results Race 1

POS	NO	CL	NAME	NAT	ENTRY	TIME	LAPS	GAP	MPH	BEST
1	6		Tim GRAY		Locost	13:33.345	12		71.70	1:06.143
2	1		Darryl BECKWITH		Locost	13:40.773	12	7.428	71.05	1:06.023
3	3		Darren BANKS		Locost	13:41.261	12	7.916	71.01	1:06.998
4	70		James GRANTHAM		Locost	13:47.931	12	14.586	70.44	1:06.474
5	7		Royce GREY		Locost	13:48.264	12	14.919	70.41	1:07.368
6	72		James HARRIS		Locost	13:49.308	12	15.963	70.32	1:06.645
7	52		Simon READ		Locost	13:53.376	12	20.031	69.98	1:07.559
8	49		Mark CRANKSHAW		Locost	13:55.628	12	22.283	69.79	1:08.419
9	32		Derek LINLEY		Locost	13:55.895	12	22.550	69.77	1:07.224
10	66		Brian TURVEY		Locost	13:57.033	12	23.688	69.67	1:08.121
11	37		Kevin LUCAS		Locost	13:58.822	12	25.477	69.52	1:07.311
12	5		Malcolm MITTON		Locost	14:16.324	12	42.979	68.10	1:08.381
13	15		Richard CARTLEDGE		Locost	14:20.588	12	47.243	67.76	1:09.407
14	54		Ian GRAY		Locost	14:24.443	12	51.098	67.46	1:08.702
15	26		Dominic O'DONNELL		Locost	14:24.699	12	51.354	67.44	1:09.095
16	73		Ged SIDNELL		Locost	14:38.134	12	1:04.789	66.41	1:10.843
17	27		Alex HUGHES		Locost	14:39.250	12	1:05.905	66.32	1:10.239
18	16		Niki BAXTER		Locost	13:49.150	11	1 LAP	64.47	1:12.469
19	36		Danny CASSAR		Locost	13:51.157	11	1 LAP	64.32	1:12.564

NOT CLASSIFIED

9		Andrew CRAPNELL	Locost	11:20.825	10	D.N.F.	71.38	1:06.732
69		John BALLENTYNE	Locost	8:53.455	7	D.N.F.	63.77	1:13.078
62		Brian MITCHAM	Locost	3:32.103	3	D.N.F.	68.74	1:07.470
96		Jon GLOVER	Locost	3:46.101	3	D.N.F.	64.48	1:10.490
39		Colin BECKWITH	Locost	4:03.821	3	D.N.F.	59.79	1:12.594
68		Tom BALLENTYNE	Locost		0	D.N.F.	N/A	

FASTEST LAP

1		Darryl BECKWITH	Locost	1:06.023	4	73.61mph	118.46kph
---	--	-----------------	--------	----------	---	----------	-----------

Non-starters: 11, 20, 24, 30 & 48
Weather/Track: Raining/Wet

Clerk of Course:

[Signature]
14.25

www.mstworld.com

MST sports timing

Stewards:

Mallory Park
Circuit Length = 1.3500 miles.
Start: 13:52

Timekeeper:

[Signature]

Issued - 14:07 Sunday, 10 March 2002

15 20

Demon Tweeks/Yokohama/CCC Stock Hatch Championship Provisional Results for Race 2 - HEAT

POS	NO	CL	NAME	NAT	ENTRY	TIME	LAPS	GAP	MPH	BEST
1	34		Chris BALL		Fiesta XR2	12:59.201	12		74.84	1:03.539
2	19		Matt LEWIS		Fiesta XR2	13:05.437	12	6.236	74.25	1:03.879
3	49		John RICE		Fiesta XR2	13:10.583	12	11.382	73.76	1:04.388
4	80		Mark HAMMERSLEY		Fiesta XR2	13:13.871	12	14.670	73.46	1:03.830
5	67		Mark ALDEN		Fiesta XR2	13:14.278	12	15.077	73.42	1:05.029
6	24		Simon HUNT		Peugeot 205 GTi	13:14.719	12	15.518	73.38	1:04.458
7	39		Richard KINGSNORTH		Peugeot 205 GTi	13:15.289	12	16.088	73.33	1:04.384
8	17		Tom REYNOLDS		Golf GTi	13:21.493	12	22.292	72.76	1:04.971
9	42		Daniel NEIL		Peugeot 205 GTi	13:22.169	12	22.968	72.70	1:04.221
10	8		James WARNER		Fiesta XR2	13:24.783	12	25.582	72.46	1:05.124
11	56		Jim MUSKER		Fiesta XR2	13:25.149	12	25.948	72.43	1:04.781
12	85		David LEWIS		Fiesta XR2	13:33.151	12	33.950	71.72	1:05.371
13	60		Andrew MILLER		Fiesta XR2	13:35.237	12	36.036	71.53	1:05.149
14	88		James MARSHALL		Fiesta XR2i	13:35.449	12	36.248	71.51	1:04.370
15	27		Stewart NIND		Peugeot GTi	13:36.596	12	37.395	71.41	1:06.345
16	99		Matt FINCHAM		Peugeot 205 GTi	13:37.189	12	37.988	71.36	1:05.789
17	89		Nick JOYCE		Fiesta XR2	13:37.639	12	38.438	71.32	1:05.895
18	33		Jonathan HOWES		Fiesta XR2	13:55.097	12	55.896	69.83	1:07.243
19	69		Richard WARNER		Fiesta XR2	13:56.784	12	57.583	69.69	1:07.466
20	44		Simon WELFORD		Fiesta XR2i	14:00.982	12	1:01.781	69.34	1:06.926
21	14		Paul McCORMICK		Peugeot 205 GTi	13:00.109	11	1 LAP	68.52	1:06.026
22	55		Tony HEADLAND		Fiesta XR2	13:02.281	11	1 LAP	68.33	1:03.833
23	25		Matt URLWIN		Fiesta XR2	13:12.766	11	1 LAP	67.43	1:08.176
24	36		Michael COLEMAN		Fiesta XR2	13:27.926	11	1 LAP	66.16	1:10.472
25	30		Richard BALDWIN		Fiesta XR2	13:29.589	11	1 LAP	66.03	1:10.635

NOT CLASSIFIED

23	Charles COZENS	Peugeot 1.4 XSi	9:05.045	8	D.N.F.	71.33	1:05.135
37	Chris AYRES	Peugeot 205 GTi	2:24.992	2	D.N.F.	67.03	1:08.452

FASTEST LAP

34	Chris BALL	Fiesta XR2	1:03.539	9	76.48mph	123.09kph
----	------------	------------	----------	---	----------	-----------

Non-starter: 59
Weather/Track: Cloudy/Wet

MST sports timing

Mallory Park
Circuit Length = 1.3500 miles.
Start: 14:25

Clerk of Course:

Stewards:

Timekeeper:

2002 750MC Formula 4 Championship

Provisional Results Race 3

POS	NO	CL	NAME	NAT	ENTRY	TIME	LAPS	GAP	MPH	BEST
1	88	B	Mike WHATLEY		Van Diemen RF82	16:35.358	18		87.88	54.179
2	24	A	Barry PRITCHARD		Van Diemen RF93	16:38.740	18	3.382	87.59	53.941
3	14	A	Damon BLAND		Van Diemen RF86	16:42.418	18	7.060	87.26	53.836
4	11	A	Chris KITE		Dallara 394	16:49.225	18	13.867	86.68	53.024
5	99	A	Charles ADRIAN		Van Diemen FR 93	16:49.741	18	14.383	86.63	54.396
6	5	A	Ray GARDNER		Van Diemen RF86	16:50.839	18	15.481	86.54	54.605
7	6	A	David LONGSTAFF		Ray 89F	17:01.180	18	25.822	85.66	55.059
8	33	B	Stephen WARD		Van Diemen	17:03.845	18	28.487	85.44	55.433
9	7	D	David BLYTH		Van Diemen RF97	17:25.575	18	50.217	83.66	56.515
10	22	D	Kevin GILLESPIE		Van Diemen 97	17:26.590	18	51.232	83.58	56.186
11	45	D	Ashley EDWARDS		Van Diemen RF98	16:42.678	17	1 LAP	82.39	57.121
12	51	C	Stuart OLLEY		Delta T79	16:54.022	17	1 LAP	81.47	57.237
13	91	A	David HEALEY		Delta T92	16:57.367	17	1 LAP	81.21	56.957
14	38	D	Philip SANTER		Van Diemen RF95	17:02.124	17	1 LAP	80.83	57.935
15	18	D	John GRIFFITHS		Swift SC97	16:38.422	16	2 LAPS	77.88	59.238
16	10	A	John WOODWARD		Delta	16:42.298	16	2 LAPS	77.58	59.220
17	44	A	Clive YORATH		Magnum	17:28.658	16	2 LAPS	74.15	1:02.623
18	3	A	Erwin SMIECH		Reynard SF86	16:56.274	14	4 LAPS	66.95	57.252

NOT CLASSIFIED

71	A	Jock SERGISON	Highlander	12:49.883	12	D.N.F.	75.75	1:00.832
70	A	Ewen SERGISON	Eclipse F4	4:13.490	4	D.N.F.	76.68	57.221
32	D	Garry CLEAVER	Ford Mygale 98	1:30.049	1	D.N.F.	53.97	1:30.049

FASTEST LAP

11	A	Chris KITE	Dallara 394	53.024	12	91.65mph	147.50kph
88	B	Mike WHATLEY	Van Diemen RF82	54.179	16	89.70mph	144.36kph
22	D	Kevin GILLESPIE	Van Diemen 97	56.186	18	86.49mph	139.20kph
51	C	Stuart OLLEY	Delta T79	57.237	13	84.91mph	136.64kph

Weather/Track: Overcast/Wet

MST sports timing

Mallory Park
Circuit Length = 1.3500 miles.
Start: 14:50

Clerk of Course:

Stewards:

Timekeeper:

16.58

KELSports/Club Lotus Roadsports Championship Provisional Results for Race 4

POS	NO	CL	NAME	NAT	ENTRY	TIME	LAPS	GAP	MPH	BEST
1	85	A	Richard BAYSTON		Porsche 944 S2	12:41.445	12		76.59	1:01.755
2	29	A	Keith AHLERS		Morgan +8	12:41.495	12	0.050	76.58	1:01.177
3	2	A	Mal DAVISON		Porsche 993	12:42.013	12	0.568	76.53	1:00.040
4	18	A	Cliff FINN		Ginetta G4	12:47.859	12	6.414	75.95	1:01.827
5	4	B	Stephen OLIVER		Lotus Elise	13:11.385	12	29.940	73.69	1:04.148
6	47	A	Wayne JACKSON		Porsche 968	13:11.959	12	30.514	73.64	1:03.363
7	7	B	Robbie WATTS		Renault Spider	13:19.422	12	37.977	72.95	1:04.839
8	99	B	Alec LIVESLEY		Jensen Healey	13:19.873	12	38.428	72.91	1:03.208
9	12	C	Pete RICHARDS		Clan Crusader	13:28.852	12	47.407	72.10	1:05.474
10	46	A	Mark DONALD		Lotus Exige	12:44.300	11	1 LAP	69.94	1:04.721
11	15	C	Steve JAY		Clan Crusader	12:46.003	11	1 LAP	69.79	1:08.335
12	3	C	Howard JONES		Ginetta G4	12:58.348	11	1 LAP	68.68	1:07.585
13	69	C	Dean STANTON		MG Midget	13:03.576	11	1 LAP	68.22	1:08.387
14	26	A	John CHATLEY		TVR Griffith	13:05.989	11	1 LAP	68.01	1:07.755
15	9	A	Chris VAREY		Porsche 968CS Turbo	13:18.828	11	1 LAP	66.92	1:09.603
16	42	C	Paul MORGAN		Ginetta G15	13:25.114	11	1 LAP	66.40	1:10.221
17	81	A	Chris BEIGHTON		Sunbeam Tiger	13:33.697	11	1 LAP	65.70	1:01.636

NOT CLASSIFIED

77	B	David HOYLE	Renault Spyder	11:45.781	10	D.N.F.	68.86	1:07.879
95	B	Richard PERKS	Renault Spider	11:28.985	9	D.N.F.	63.48	1:12.505
21	A	Rick LLOYD	Morgan + 8	8:32.004	7	D.N.F.	66.44	1:11.662
94	C	Alan PETTIT	Triumph Spitfire	4:56.427	4	D.N.F.	65.58	1:09.887
5	A	Pat THOMAS	Lotus Exige	1:36.429	1	D.N.F.	50.40	1:36.429

FASTEST LAP

2	A	Mal DAVISON	Porsche 993	1:00.040	7	80.94mph	130.27kph
99	B	Alec LIVESLEY	Jensen Healey	1:03.208	10	76.88mph	123.74kph
12	C	Pete RICHARDS	Clan Crusader	1:05.474	3	74.22mph	119.45kph

No 95 - please use standard style numbers.
No 85 - needs a front number.

Mallory Park
Circuit Length = 1.3500 miles.
Start: 15:17

MST sports timing

Clerk of Course:

Stewards:

Timekeeper:

7. 14

Demon Tweaks/Yokohama/CCC Stock Hatch Championship Provisional Results Race 5

POS	NO	CL	NAME	NAT	ENTRY	TIME	LAPS	GAP	MPH	BEST
1	2		Andy BURGESS		Suzuki Swift GTi	12:45.942	12		76.14	1:02.030
2	9		Craig SHEPHERD		Fiesta XR2	12:46.551	12	0.609	76.08	1:01.933
3	1		Tony SCARLETT		Peugeot 106 XSi	12:47.328	12	1.386	76.00	1:02.128
4	3		Pete MORGAN		Fiesta XR2	12:47.348	12	1.406	76.00	1:02.246
5	41		Andy ELLIOTT		Fiesta XR2i	12:56.104	12	10.162	75.14	1:03.081
6	71		Steve POWLESLAND		Peugeot 205 GTi	13:05.015	12	19.073	74.29	1:03.404
7	11		Gordon MACMILLAN		Peugeot 205 GTi	13:06.434	12	20.492	74.15	1:03.573
8	7		Glenn STOKES		Peugeot 106	13:10.517	12	24.575	73.77	1:04.221
9	92		Paul McMILLAN		Citroen Saxo	13:10.851	12	24.909	73.74	1:03.937
10	79		Gary PARKES		Fiesta XR2	13:14.301	12	28.359	73.42	1:04.227
11	22		Hilary HOWLETT		Peugeot 106 XSi	13:18.853	12	32.911	73.00	1:04.476
12	19		Matt LEWIS		Fiesta XR2	13:19.591	12	33.649	72.93	1:04.106
13	65		Terry ROUGHTON		Peugeot 205 GTi	13:20.786	12	34.844	72.82	1:04.306
14	34		Chris BALL		Fiesta XR2	13:20.899	12	34.957	72.81	1:03.942
15	15		Dave BALDING		Fiesta XR2	13:21.775	12	35.833	72.73	1:04.457
16	32		Daniel ADDERLEY		Peugeot 205 GTi	13:25.177	12	39.235	72.43	1:04.662
17	40		John WAPLES		Fiesta XR2i	13:25.659	12	39.717	72.38	1:04.497
18	62		Cliff PELLIN		Fiesta XR2	13:44.006	12	58.064	70.77	1:05.763
19	63		Pat GROVE		Peugeot 205 GTi	13:52.084	12	1:06.142	70.08	1:03.954
20	12		Carl TOWNEND		Peugeot 205 GTi	12:46.681	11	1 LAP	69.72	1:05.164
21	28		Kevin HATCH		Fiesta XR2	12:49.130	11	1 LAP	69.50	1:05.938
22	51		Derek ROZIER		Fiesta XR2	13:12.954	11	1 LAP	67.41	1:06.525

NOT CLASSIFIED

72	Simon HARVEY	Peugeot 205 GTi	12:45.246	11	D.N.F.	69.86	1:04.986
38	Phillip BECKER	Fiesta XR2i	8:52.416	8	D.N.F.	73.02	1:04.051
6	Darren BLUMSON	Peugeot 205 GTi	9:07.305	8	D.N.F.	71.03	1:04.579
10	Paul TIBBS	Fiesta XR2	4:28.133	4	D.N.F.	72.50	1:04.156
31	Trevor CORTEIL	Fiesta XR2	3:43.662	3	D.N.F.	65.18	1:09.631

FASTEST LAP

9	Craig SHEPHERD	Fiesta XR2	1:01.933	4	78.47mph	126.28kph
---	----------------	------------	----------	---	----------	-----------

No 96 excluded from results: O.1.1.6.
Weather/Track: Cloudy/Damp

Non-starter: 5

Mallory Park
Circuit Length = 1.3500 miles.
Start: 15:49

MST sports timing

Clerk of Course: 

Stewards:

Timekeeper: 

17.00

Millers Oils Formula Junior Championship Provisional Results for Race 6

POS	NO	CL	NAME	NAT	ENTRY	TIME	LAPS	GAP	MPH	BEST
1	65	2	Michael SCHRYVER		Lotus 22	11:38.537	12		83.48	56.105
2	77	2	Steve SMITH		Cooper T59	11:52.432	12	13.895	81.86	55.763
3	59	2	Robin LONGDON		Lola 5a	11:52.818	12	14.281	81.81	55.086
4	6	1R	Simon HADFIELD		Lotus 18	11:54.530	12	15.993	81.62	55.989
5	69	2	Neil DAWS		Lotus 20/22	12:18.145	12	39.608	79.00	58.921
6	78	2	Paul SMEETH		Lotus 22	12:22.400	12	43.863	78.55	57.815
7	52	2	John MONSON		Elva 300	11:40.050	11	1 LAP	76.36	1:01.437
8	4	1F	Derek WALKER		Terrier Mk 4	11:40.470	11	1 LAP	76.32	1:01.271
9	14	1F	Crispian BESLEY		Elva 100	12:13.011	11	1 LAP	72.93	1:04.353
10	22	1F	Robin LACKFORD		Elva 100	12:14.702	11	1 LAP	72.76	1:02.946
11	76	2	Michael WALLER		Lotus 22	12:29.081	11	1 LAP	71.36	1:04.313
12	10	1F	Paul HEWES		Lola Mk II	12:37.002	11	1 LAP	70.62	1:04.121
13	7	1F	Duncan RABAGLIATI		Alexis HF 1	11:49.520	10	2 LAPS	68.49	1:08.119
14	24	1F	Ian ROBINSON		Autosud	12:26.226	10	2 LAPS	65.12	1:10.721

NOT CLASSIFIED

40	1R	Andrew BRADSHAW	Lotus 18	11:18.997	10	D.N.F.	71.57	1:04.783
51	2	Michael HIBBERD	Lotus 20	7:10.572	7	D.N.F.	79.01	58.286
55	1R	Len SELBY	Cooper T56		0	D.N.F.	N/A	
87	F3	Reg HARGRAVE	Kieft F3		0	D.N.F.	N/A	

FASTEST LAP

59	2	Robin LONGDON	Lola 5a	55.086	12	88.22mph	141.98kph
6	1R	Simon HADFIELD	Lotus 18	55.989	12	86.80mph	139.69kph
4	1F	Derek WALKER	Terrier Mk 4	1:01.271	6	79.32mph	127.65kph

Weather/Track: Bright/Dry

MST sports timing

Mallory Park
Circuit Length = 1.3500 miles.
Start: 16:13

Clerk of Course

Stewards:

Timekeeper:

17.60.

750MC 7 Challenge Provisional Results for Race 7

POS	NO	CL	NAME	NAT	ENTRY	TIME	LAPS	GAP	MPH	BEST
1	99	A	Martin STEWART		Caterham Super 7	25:45.976	30		94.30	50.386
2	44	A	William MITCHAM		Caterham 7	25:47.514	30	1.538	94.21	50.414
3	21	A	Peter RATCLIFF		Caterham 7	26:06.921	30	20.945	93.04	50.277
4	98	A	Fenton RAMSAHOYE		Caterham	26:11.666	30	25.690	92.76	50.843
5	25	A	Peter LAWRENCE		Caterham Superlight	26:12.350	30	26.374	92.72	50.793
6	19	A	Chris PORRITT		Caterham 7	26:13.539	30	27.563	92.65	50.319
7	10	B	David LITCHFIELD		Caterham 7	26:00.908	29	1 LAP	90.29	52.509
8	22	A	Bruce WHITE		Caterham	26:26.891	29	1 LAP	88.81	52.060
9	63	A	Andy TOONE		Caterham 7	25:48.870	28	2 LAPS	87.85	53.780
10	32	C	Terry CLARK		Caterham 7	26:09.672	28	2 LAPS	86.69	54.896
11	41	C	Ken PENDLEBURY		Caterham 7	26:39.611	28	2 LAPS	85.07	54.996
12	48	B	Gerald SIMPSON		Caterham Supersprin	26:18.954	27	3 LAPS	83.10	57.037
13	20	C	Terry COLEMAN		Caterham Roadsport	26:43.276	27	3 LAPS	81.84	58.320

NOT CLASSIFIED

3	B	Tim LAMB	Caterham 7	24:44.095	26	D.N.F.	85.14	54.994
96	A	Bob MARSHALL	Caterham 7	5:24.749	6	D.N.F.	89.79	51.782

FASTEST LAP

21	A	Peter RATCLIFF	Caterham 7	50.277	13	96.66mph	155.56kph
10	B	David LITCHFIELD	Caterham 7	52.509	15	92.55mph	148.95kph
32	C	Terry CLARK	Caterham 7	54.896	7	88.53mph	142.47kph

Weather/Track: Bright/Dry

MST sports timing

Mallory Park
Circuit Length = 1.3500 miles.
Start: 16:36

Clerk of Course:

Stewards:

Timekeeper: