



CHAMPIONSHIP CAR RACES

Club Motorsport at its best!

OFFICIAL PROGRAMME

MALLORY PARK

Oct 20

£2.00




This meeting is held under the General Regulations of the MSA (incorporating the provisions of the International Sporting Code of the FIA) and the Supplementary Regulations, Final Instructions and any written instructions which the Organisers issue for the race meeting. MSA Permit No: T0622.

APPROXIMATE TIMETABLE

Practice Sessions	Time
Hot Hatch Championship	9.30
RGB series	9.55
750 Formula Championship	10.20
Stock Hatch Championship - session A	10.40
Stock Hatch Championship - session B	11.05
John Cooper Challenge	11.30
Kit Car Championship	11.50
Locost Championship	12.15
Races	Time
1: Hot Hatch Championship	1.30
2: RGB series	1.55
3: 750 Formula Championship	2.20
4: Stock Hatch Championship - Heat	2.45
5: John Cooper Challenge	3.10
6: Kit Car Championship	3.35
7: Stock Hatch Championship - Final	4.00
8: Locost Championship	4.30
9: 750 Formula Championship	4.55

The organisers reserve the right, with the permission of the Stewards of the Meeting and/or the Clerk of Course, to change the order in which events are run and to postpone, cancel or abandon the meeting or any part thereof.



RACE MEETING OFFICIALS

MSA STEWARD

J.R.Nornury

CLERKS OF COURSE

J.Floyd

DEPUTY CLERKS

D.Brice J.Smith

DRIVING STANDARDS

OBSERVERS

A.Jones

CLUB STEWARDS

K.Messer L.Jones

TIMEKEEPERS

T.Stevens (Chief) A.Stevens

F.Baxter A.Bilverstone

D.Butcher E.Evans

A.Hancock

SCRUTINEERS

I.Brocklesby (Chief) H.Fisher

M.Nixon D.Edwards

S.Ford J.Nixon

C.Hollingworth P.Jaggard

J.Barlow

CHIEF MARSHAL

P.Harding

CHIEF OBSERVER

P. Stenning

CHIEF MEDICAL OFFICER

Dr.Cracknell

RACE RESCUE UNIT

Goodwood Rescue

COMMENTATOR

Marcus Pye

SECRETARY OF THE MEETING

Kathleen Knight

MARSHALS

750 Motor Club

BMMC & friends

RECOVERY


Barrie Mills

Race 1

12 Laps

Demon Tweeks/Yokohama/CCC Hot Hatch Championship

NO	CLS	DRIVER	CAR DETAILS	CCS	HOMETOWN	CLUB
1	A	Mark Cunningham	Fiesta	1600	Southwater	750
10	B	Lee Reynolds	Citroen AX GTi	1360	Church Stretton	750
11	A	Mark Ahlin	Saxo VTR	1600	Great Dunmow	750
13	A	Adrian Lowes	Escort 1600S	1600	Horsham	750
18	B	Andrew Neal	Fiesta XR2	1600	Cottingham	750
19	A	Roger Ebdon	Fiesta XR2	1600	Ramsey	750
20	A	Geoff Bluff	Vauxhall Nova GTE	1600	Sheffield	750
22	A	Andy Fells	Fiesta XR2	1600	Basildon	750
23	A	Stephen Wood	Peugeot 205 GTi	1599	Crediton	750
31	A	Lewis Williams	Fiesta XR2	1600	Guildford	750
32	A	Richard Walmsley	Peugeot 106 GTi 16v	1600	Dewsbury	750
35	B	Keith Piper	Vauxhall Corsa SRi	1389	Heathfield	750
40	A	Pete Morgan	Fiesta XR2i	1600	Nr Wrexham	750
45	A	Paul Brown	Fiesta XR2	1600	Rugeley	750
46	A	Colin Handy	Peugeot 205 GTi	1905	Redditch	750
50	A	John Hammersley	Vauxhall Astra	2000	Stone	750
51	A	Simon Hill	Peugeot 205 GTi	1600	Stone	750
55	A	Steve Horner	Fiesta RS 1800	1800	Buckingham	750
66	A	Steve Treen	Peugeot 205 GTi	1597	Crediton	750
69	A	Martin Lewis	Fiesta XR2	1600	Towcester	750
97	B	Andy McLennan	Suzuki Swift	1300	London Colney	750



Demon Tweeks, Yokohama tyres and Cars & Car Conversions Magazine are the main sponsors for this year's Hot Hatch Championship which attracts a wide range of popular hatchback cars of up to 2000cc. Cars are allowed engine and suspension modifications, standard pattern brakes and all must use the Yokohama A032R 'control' tyre. This together with a weight penalty for leading cars ensures close racing without excessive budgets.

Race 2

12 Laps

750 Motor Club RGB series

No	CLS	DRIVER	CAR DETAILS	CCS	HOMETOWN	CLUB
4	C	Peter Hurst	Locoblade	918	Beccles	750
5	C	Matthew Rowe	Westfield Megablade	919	Ilminster	750
6	C	Gordon Griffin	Fisher Fury	919	Sanderstead	750
7	A	David Eyles	Locoblade	900	Bracknell	750
9	A	Jonathan Wright	Westfield Megabusa	1300	Swaffham Bulbeck	750
14	B	Ian Harrison	Tiger B6	900	Sheffield	750
16	C	Mike Field	Fisher Fury	919	London	750
18	C	Graham Hills	Fisher Fury	918	Teddington	750
25	A	Scott Nicholson	Fisher Fury Spyder	1137	Sheerness	750
26	B	Alan Bushell	Tiger B6	998	Norwich	750
29	A	Andrew Varey	SWE Cheetah	1299	Lancaster	750
32	C	Phil Greenway	Sylva Phoenix	900	Ashton	750
40	A	Dave Jones	Tiger B6	1200	Northampton	750
41	C	John Stewart	Stuart Taylor Locoblade	920	Hazlemere	750
50	C	Matt Roberts	Luego Locoblade	919	Ely	750
60	A	Andy Sterling	Dax Rush	1300	Brockenhurst	750
66	C	Martin Bell	Fisher Fury	893	Wellingborough	750
70	C	Gary Kelly	Westfield Megablade	919	Deeside	750

Red Line[®] Synthetic Oil Corporation is the world leader in lubricant and fuel system chemistry. The only oil company to use 100% poly-ol ester base-stocks to provide unbeatable oil performance and durability, with no compromise. Used in Formula 1, F3000, ChampCars, GTs, NASCAR, Touring Cars, on-road, off-road, 2-wheels, 4 wheels, watercraft, hovercraft and aircraft: the same leading edge technology is available to all Red Line[®] users. Inventors of unique products such as Water Wetter[™], LikeWater[™] and ShockProof[™] gear oil, Red Line[®] are dedicated to producing the worlds finest synthetic lubricants and additives. Products designed for performance. Red Line[®] are pleased to support the new RGB race series, with product prizes for the winners in each class.

First introduced in 2001, the 750 Motor Club series for Roadgoing bike-engined cars (RGB) is for two-seater cars which must be road legal and capable of passing an MOT. Cars may be constructed specifically for the series or may be one of the many motorcycle engined cars currently available from a wide range of kit car manufacturers. The engines must be series-production four-stroke units and may not be modified from standard; they run in three classes; standard Fireblade engined kit cars (class C), up to 135 bhp (class B) and 136 to 180 bhp (class A). The series is supported by FISHER SPORTSCARS.

Race 3 & 9

12 Laps

750 MC 750 Formula Championship

Nº	CLS	DRIVER	CAR DETAILS	CCS	HOMETOWN	CLUB
1		Peter Bove	Darvi 88/P	850	Essendon	750
2		Bob Simpson	SS Reliant	850	West Drayton	750
3		Mick Harris	Darvi 877	850	High Wycombe	750
4		Antony Raine	Centaur Mk16	850	Verwood	750
5		Pete Knipe	DNC F750	850	Bracknell	750
6		Paul Morris	Darvi 92J	850	Calmore	750
8	B	Andrew Lake	Darvi Mk5B	850	Bedford	750
10		Rodney Hill	Mystic T4/21	850	Ashby De La Zouch	750
19		Dave Robson	SDAR/83	850	Ashbourne	750
23	B	David Bass	Time 3B	850	Redbourne	750
24	B	Dick Hartle	Ingham 3 GT	850	Meopham	750
27	B	Sue Buxton	Darvi Mk5/97	850	West Malling	750
40	B	Bill Rutter	Centaur Mk16	850	Ravensden	750
42	B	Martin Kemp	Darvi Mk6	850	Aldershot	750
43		Dick Harvey	Darvi - 91D	850	Totteridge	750
55	B	Roger Rowe	Centaur Mk20	850	Kidderminster	750
66	B	William Johnston	Centaur Mk16	850	Poole	750



750 Formula is for lightweight two-seater sports racing cars and was originally introduced by the 750 MC in 1949, as its first racing formula. The regulations provide ample scope for the budding amateur to design and build his own car, and to develop his skills in chassis / suspension design and engine tuning within carefully controlled limits; alternatively there are often suitable cars available for sale from within the formula.

Race 4/7 **12 Laps**

Demon Tweaks/Yokohama/CCC Stock Hatch Championship

	No	DRIVER	CAR DETAILS	CCS	HOMETOWN	CLUB
	1	Tony Scarlett	Peugeot 106 XSi	1587	Scholes	750
	3	Pete Morgan	Fiesta XR2	1600	Wrexham	750
	7	Glenn Stokes	Peugeot 106	1600	Chafford Hundred	750
	10	Paul Tibbs	Fiesta XR2	1600	Spalding	750
	12	Carl Townend	Peugeot 106 XSi	1580	Ecclesfield	750
Res 5	16	Alan Thorndyke	Peugeot 205 GTi	1600	Stanford -le- Hope	750
	22	Hilary Howlett	Peugeot 106 XSi	1587	Dereham	750
	24	Simon Hunt	Peugeot 205 GTi	1590	Allestree	750
	26	Simon Howard	Fiesta XR2	1600	Norwich	750
	28	Kevin Hatch	Fiesta XR2	1600	Salisbury	750
	33	Jonathan Howes	Fiesta XR2	1600	Norwich	750
	35	Andrew Thorpe	Fiesta XR2	1600	Ilkley	750
	39	Richard Kingsnorth	Peugeot 205 GTi	1600	Colchester	750
	41	Andy Elliott	Fiesta XR2i	1600	Balcombe	750
	44	Simon Welford	Fiesta XR2i	1600	Esher	750
Res 8	49	John Rice	Fiesta XR2	1600	Keynsham	750
	53	Paul Coulam	Fiesta XR2	1600	Horncastle	750
	55	Tony Headland	Fiesta XR2	1600	Norwich	750
	57	Richard Herbert	Fiesta XR2	1600	Cheddington	750
Res 4	59	Spencer Woodhouse	Rover Metro GTi	1400	Thrapston	750
	63	Pat Grove	Peugeot 205 GTi	1600	Tewkesbury	750
	67	Mark Alden	Fiesta XR2	1600	Manchester	750
	75	Simon Bowyer	Fiesta XR2	1600	Islington	750
	79	Gary Parkes	Fiesta XR2	1597	Lincoln	750
Res 11	84	William Hornsey	Peugeot GTi	1600	Harrogate	750
	87	Andy Bowden	Vauxhall Nova GSi	1600	Slough	750
	90	Peter Skinner	Fiesta XR2	1600	Wiggington	750
	95	Phil Smith	Nova GTE	1598	Leicester	750
	99	Matt Fincham	Peugeot 205 GTi	1598	Aylesbury	750
	103	Jeff Heath	Peugeot 205	1580	Welland	750
	107	Paul Whittle	Fiesta XR2i	1600	York	750
Res 1	115	Simon Holloway	Suzuki Swift	1300	Wymondham	750
Res 2	118	Richard Moore	Peugeot 205 GTi	1580	Lifton	750
	124	Steve Drewery	Suzuki Swift	1300	Kings Lynn	750

Reserves will practice but only race if space becomes available. The above are in the 1st Stock Hatch practice session, those on the next page are in the 2nd session. From the combined times, the fastest 28 qualified drivers go into Race 7, the next fastest 28 qualified drivers into Race 4.

Demon Tweaks, Yokohama tyres & Cars & Car Conversions magazine are the main sponsors for the Stock Hatch Championship, which in its 5th year continues to be one of the most popular saloon car championships in the UK. The use of standard engine & gearbox, a 'control' Yokohama A539 tyre and a weight penalty for leading cars ensures close racing at very affordable cost.

Race 4/7 12 Laps


Demon Tweeks/Yokohama/CCC Stock Hatch Championship

	No	DRIVER	CAR DETAILS	CCS	HOMETOWN	CLUB
	2	Andy Burgess	Suzuki Swift GTi	1300	Crawley	750
	4	Geno Esposito	Peugeot 106 XSi	1600	Newbury	750
Res 12	9	Craig Shepherd	Fiesta XR2	1600	Braintree	750
	11	Gordon Macmillan	Peugeot 205 GTi	1580	Swindon	750
	15	Dave Balding	Fiesta XR2	1600	South Woodham	750
	19	Matt Lewis	Fiesta XR2	1600	Leatherhead	750
	23	Charles Cozens	Peugeot 1.4 XSi	1360	Thatcham	750
	25	Matt Urlwin	Fiesta XR2	1600	Leighton Buzzard	750
	27	Stewart Nind	Peugeot GTi	1600	Sittingbourne	750
	32	Daniel Adderley	Peugeot 205 GTi	1598	Witney	750
	34	Chris Ball	Fiesta XR2	1600	Bournemouth	750
	36	Michael Coleman	Fiesta XR2	1600	Wisbech	750
	40	John Waples	Fiesta XR2i	1600	Truro	750
Res 7	43	Tim Marshall	Peugeot 205 GTi	1580	Hinckley	750
	47	Frances Wood	Peugeot 205 GTi	1600	Harrietsham	750
Res 6	51	Derek Rozier	Fiesta XR2	1600	Bexley	750
	54	Michael Wright	Fiesta XR2	1600	Winslow	750
	56	Jim Musker	Fiesta XR2	1600	Dadleston	750
	58	Martin Boon	Fiesta Si	1400	Kings Lynn	750
	62	Cliff Pellin	Fiesta XR2	1600	Canvey Island	750
	65	Terry Roughton	Peugeot 205 GTi	1580	Wisbech	750
	69	Richard Warner	Fiesta XR2	1600	Northwich	750
Res 3	77	Alastair Boulton	Fiesta XR2	1600	Cheltenham	750
Res 9	81	Matthew Perks	Fiesta XR2	1600	Chelmsford	750
	85	David Lewis	Fiesta XR2	1600	Aylesbury	750
	89	Nick Joyce	Fiesta XR2	1600	Wellesbourne	750
	92	Paul McMillan	Citroen Saxo	1600	Wisbech	750
	96	Gareth Wright	Peugeot XSi	1600	Wisbech	750
	100	Wayne Bailey	Peugeot 205 GTi	1600	Iver	750
	106	Phillip Mansfield	Fiesta XR2	1600	Canvey Island	750
	114	James Gardiner	Peugeot 205 GTi	1580	Findern	750
	117	Peter Felix	Peugeot 106	1600	Allestree	750
	120	Gary Fulbrook	Fiesta XR2	1600	Henly on Thames	750
Res 10	125	Andy Perks	Fiesta XR2	1600	Chelmsford	750

Demon Tweeks, Yokohama tyres & Cars & Car Conversions magazine are the main sponsors for the Stock Hatch Championship, which in its 5th year continues to be one of the most popular saloon car championships in the UK. The use of standard engine & gearbox, a 'control' Yokohama A539 tyre and a weight penalty for leading cars ensures close racing at very affordable cost.

Race 5

John Cooper Challenge



12 Laps

Nº	DRIVER	CAR DETAILS	CCS	HOMETOWN	CLUB
2	Julian Maynard	Club Sport MINI	1598	London	750
3	Jo Bamford	Club Sport MINI	1598	London	750
4	Liz Biagioni	Club Sport MINI	1598	London	750
5	Barney Craggs	Club Sport MINI	1598	London	750
6	Glen Christian	Club Sport MINI	1598	West Malling	750
7	Steven Meli	Club Sport MINI	1598	London	750
8	Chris Chilton	Club Sport MINI	1598	Teddington	750
9	Phil Dyson	Club Sport MINI	1598	Bognor Regis	750
10	Ross Dyson	Club Sport MINI	1598	Bognor Regis	750
11	David Phillips	Club Sport MINI	1598	Ditchling	750
12	Dave Elliott	Club Sport MINI	1598	Rustington	750
14	Rob Holgate	Club Sport MINI	1598	Haslemere	750
15	Phil Hallingdale	Club Sport MINI	1598	Leatherhead	750
16	Nick Smith	Club Sport MINI	1598	Dosthill	750
17	Tony Skelton	Club Sport MINI	1598	Canterbury	750
18	Graham Parsons	Club Sport MINI	1598	Brighton	750
19	Stephen Campbell	Club Sport MINI	1598	London	750
20	Andrew Stevens	Club Sport MINI	1598	Norwich	750
21	Arthur Forster	Club Sport MINI	1598	Morpeth	750
22	Nigel Armitage	Club Sport MINI	1598	Chichester	750
23	Andy Waterfall	Club Sport MINI	1598	Guildford	750
25	Ben Blydenstein	Club Sport MINI	1598	Fulham	750
26	Julian McGinnity	Club Sport MINI	1598	Henley in Arden	750
27	Dominic Yarnold	Club Sport MINI	1598	Stratford upon Avon	750
28	Oliver Wilmore	Club Sport MINI	1598	Bicester	750

MINTEX



DUNLOP



Competition Car Insurance

Race 6

12 Laps

750 Motor Club Kit Car Championship

NO	CLS	DRIVER	CAR DETAILS	CCS	HOMETOWN	CLUB
4	B	Simon Childs	Sylva Phoenix	1800	Rugby	750
6	B	Andrew Owen	Sylva Phoenix	1800	Welwyn Garden City	750
13	A	Graham Dash	Sylva Striker	1600	Woking	750
16	A	Anton Landon	Westfield SE	1700	Natwich	750
20	B	Robert Putnam	Procomp LA Gold	1800	Warley	750
21	B	Nigel Brown	Sylva Phoenix	1800	Great Barr	750
24	B	Paul Sawyer	Westfield SE	1800	Redditch	750
26	A	Peter Rowney	Westfield SEi	1640	Stafford	750
28	A	Foster Lewins	Dutton Legerra	3500	Chesterfield	750
38	B	Steve Taylor	Sylva Phoenix	1800	Swavesey	750
40	A	Mark Allcock	Dutton Melos	3500	Haslingden	750
45	B	Brian Dean	Sylva Striker Mk2	1800	Leicester	750
46	B	Sheridan Bell	Procomp LA Gold	1800	Skegness	750
51	A	Tony Absolom	Sylva Striker	1700	Reading	750
55	B	Andrew Ward	Sylva Striker	1800	Kettering	750
62	B	Clive Hudson	Sylva Phoenix	1800	Gayton	750
65	B	Richard Clough	Sylva Stryker	1800	keighley	750
68	A	Matthew Sturmer	Sylva Mk4	1700	Newdigate	750
69	A	Nick Craddock	Sylva Phoenix	1660	Pewsey	750
71	B	Matt Jones	Westfield SE	1800	Rosliston	750
74	B	Richard Welch	Westfield SEiW	1800	Milton Keynes	750
75	A	Matthew Lewis	Eldon Roadster	3500	Woking	750
82	A	Chris Brown	Sylva Striker	1700	London	750
88	B	Bryan Healey	Sylva Striker	1800	Poynton	750
89	A	Mark Matthews	Marlin Sportster	3500	Crediton	750
90	B	Tony Southgate	Sylva Phoenix	1800	Rothersthorpe	750

The 750 Motor Club Kit Car Championship is for road legal front-engined Kit Cars. The engine regulations allow considerable freedom whilst there are limitations on the design of rear suspension and transmission. There are three classes, A - up to 3500cc and class B - 1800 Ford Zetec.

Race 8

12 Laps

750 Motor Club Locost Championship

Sponsored by

Stuart Taylor Motorsport

NO	DRIVER	CAR DETAILS	CCS	HOMETOWN	CLUB
1	Darryl Beckwith	Locost	1300	Saunderton	750
3	Darren Banks	Locost	1300	Honiton	750
5	Malcolm Mitton	Locost	1300	Little Staughton	750
6	Tim Gray	Locost	1300	Trowell	750
7	Royce Grey	Locost	1300	Alresford	750
11	Ivan Thomas	Locost	1300	Chelmsford	750
15	Richard Cartledge	Locost	1300	Bolton	750
16	Niki Baxter	Locost	1300	Belper	750
18	Philip O'Halloran	Locost	1300	Hersham	750
24	Matt Cherrington	Locost	1300	Melksham	750
27	Alex Hughes	Locost	1300	Hindhead	750
32	Derek Linley	Locost	1300	Huddersfield	750
34	Ian Gibson	Locost	1300	Braintree	750
39	Colin Beckwith	Locost	1300	High Wycombe	750
41	Brett Townsend	Locost	1300	Leamington Spa	750
Res 1 45	Bruno Viano	Locost	1300	Swansea	750
46	Justin Book	Locost	1300	Norwich	750
48	Ian McLaughlin	Locost	1300	Worksop	750
49	Mark Crankshaw	Locost	1300	Cambridge	750
52	Simon Read	Locost	1300	Ely	750
55	Rodney Gildersleeves	Locost	1300	Sudbury	750
62	Brian Mitcham	Locost	1300	Bury St Edmunds	750
68	Tom Ballentyne	Locost	1300	Colchester	750
69	John Ballentyne	Locost	1300	Colchester	750
72	James Harris	Locost	1300	Howden	750
73	Ged Sidnell	Locost	1300	Norwich	750
88	Nik Tarry	Locost	1300	Southampton	750
96	Jon Glover	Locost	1300	Coventry	750
99	Stuart James	Locost	1300	Tadley	750

The 750 Motor Club Locost Championship is sponsored in 2002 by Stuart Taylor Motorsport, the most significant parts supplier to the Locost racers. With over 60 cars currently registered, the cars are all built to the same basic design and use a standard Ford 1300 cc x flow engine. Designed to ensure close racing and encourage new drivers into club racing at sensible cost levels the championship has now expanded to a point where 2 grids are necessary at some meetings. Stuart Taylor supply all parts required for a car build along with help and advice to any prospective racers.

750 Motor Club 750 Formula Championship 2002

	Points	Driver		Points	Driver
1st	225	Mick Harris	4th	192	Bob Simpson
2nd	212	Antony Raine	5th	135	Paul Morris
3rd	210	Peter Bove	6th	109	Andrew Lake

750 Motor Club Kit Car Championship 2002

	Points	Class	Driver		Points	Class	Driver
1st	179	B	Steve Taylor	4th	125	B	Simon Childs
2nd	161	A	Matthew Lewis	5th	92	A	Tony Absolom
3rd	127	A	Graham Dash	6th	89	B	Andrew Owen

750 Motor Club Hot Hatch Championship 2002

	Points	Class	Driver		Points	Class	Driver
1st	149	A	Simon Hill	4th	106	A	Mark Cunningham
2nd	147	B	Lee Reynolds	5th	104	B	Andy McLennan
3rd	114	A	Andy Fells	6th	95	B	Patrick Purcell

750 Motor Club Stock Hatch Championship 2002

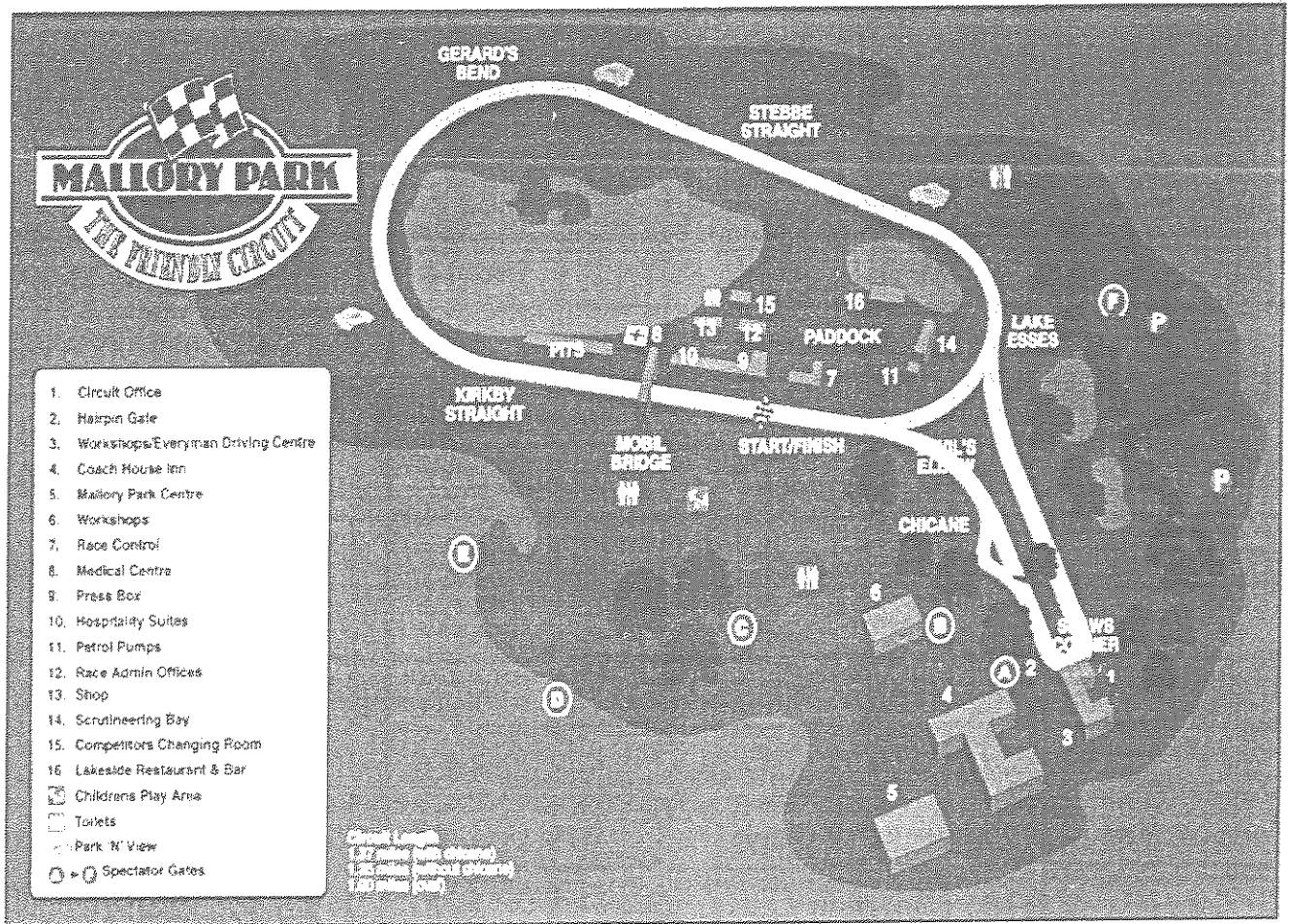
	Points	Driver		Points	Driver
1st	626	Tony Scarlett	4th	502	Matt Lewis
2nd	576	Glenn Stokes	5th	501	Carl Townend
3rd	548	Pete Morgan	6th	485	Hilary Howlett

750 Motor Club Locost Championship 2002

	Points	Driver		Points	Driver
1st	279	James Grantham	4th	175	Brian Mitcham
2nd	226	Darryl Beckwith	5th	144	Richard Cartledge
3rd	208	Darren Banks	6th	141	Andrew Crapnell

Mallory Park Circuit - Lap Records

Formula	Class	Name	Time	Speed	Date
750 Formula		P. Myatt	0:52.2	93.10	27/10/91
750 Trophy	A	Mark Roper	1:09.14	70.29	06/08/00
	B	Graham Goode	1:08.70	70.74	06/06/99
	C	Nige Cowley	0:59.043	82.31	31/10/99
	E	Kerry Horan	1:04.11	75.80	06/08/00
Formula 4	A	Bob Davis	0:46.15	105.30	07/05/89
	B	Martin Wood	0:45.15	107.60	08/04/90
	C	Graham Willcox	0:48.39	100.43	23/03/97
	D	John Moore	0:49.440	98.30	30/09/01
Formula Vee		Jeremy Clark	0:50.87	95.53	22/03/98
Kit Cars	A	Matthew Lewis	0:51.337	94.66	30/09/01
	B	Simon Childs	0:51.467	94.42	30/09/01
RGB	A	James Bickley	0:49.427	98.33	03/06/01
	B	Martin Brooks	0:51.145	95.02	03/06/01
	C	TBE	-	-	-
Roadsports	A	Phil Gladman	0:51.324	94.69	31/10/99
	B	Ian Jones	0:53.1	91.53	27/03/95
	C	Kevin Ginger	0:55.43	87.67	31/05/98
Caterhams	A	Keith Dunn	0:49.96	97.27	28/03/99
	B	David Litchfield	0:52.509	92.55	10/03/02
	C	James Harvey	0:54.63	88.96	31/05/98
Hot Hatch	A	Guy Foulger	0:53.841	90.27	11/03/01
	B	Mark Bush	0:55.133	88.15	11/03/01
Stock Hatch		Ian Carvell	0:57.509	84.50	31/10/99
Locost		David Garthwaite	0:57.880	83.97	11/03/01



MALLORY PARK LAP SPEED TABLE - 1.35 MILES

M.SECONDS	.0	.1	.2	.3	.4	.5	.6	.7	.8	.9
0:38	127.89	127.55	127.22	126.89	126.56	126.23	125.90	125.58	125.25	124.93
0:39	124.61	124.29	123.97	123.66	123.35	123.03	122.72	122.41	122.11	121.80
0:40	121.50	121.20	120.90	120.60	120.30	120.00	119.70	119.41	119.21	118.83
0:41	118.54	118.25	117.96	117.68	117.39	117.11	116.83	116.55	116.27	115.99
0:42	115.71	115.44	115.17	114.89	114.62	114.35	114.08	113.82	113.55	113.29
0:43	113.02	112.76	112.50	112.24	111.99	111.72	111.47	111.21	110.96	110.71
0:44	110.45	110.20	109.95	109.71	109.46	109.21	108.97	108.72	108.48	108.24
0:45	108.00	107.76	107.52	107.28	107.05	106.81	106.58	106.35	106.011	105.88
0:46	105.65	105.42	105.19	104.97	104.74	104.52	104.29	104.07	103.85	103.62
0:47	103.40	103.18	102.97	102.75	102.53	102.32	102.10	101.89	101.67	101.46
0:48	101.25	101.04	100.83	100.62	100.41	100.21	100.00	99.79	99.59	99.39
0:49	99.18	98.98	98.78	98.58	98.38	98.18	97.99	97.79	97.59	97.39
0:50	97.20	97.01	96.81	96.62	96.42	96.24	96.05	95.86	95.67	95.48
0:51	95.29	95.11	94.92	94.74	94.55	94.37	94.19	94.00	93.82	93.64
0:52	93.46	93.28	93.10	92.93	92.75	92.57	92.40	92.22	92.05	91.87
0:53	91.70	91.53	91.35	91.18	91.01	90.84	90.67	90.50	90.33	90.17
0:54	90.00	89.83	89.67	89.50	89.34	89.17	89.01	88.85	88.69	88.52
0:55	88.36	88.20	88.04	87.88	87.73	87.57	87.41	87.25	87.10	86.94
0:56	86.79	86.63	86.48	86.32	86.17	86.02	85.87	85.71	85.56	85.41
0:57	85.26	85.11	84.97	84.82	84.67	84.52	84.38	84.23	84.08	83.94
0:58	83.79	83.65	83.51	83.36	83.22	83.08	82.94	82.79	82.65	82.51
0:59	82.37	82.23	82.09	81.96	81.82	81.68	81.54	81.41	81.27	81.14
1:00	81.00	80.87	80.73	80.60	80.46	80.33	80.20	80.07	79.93	79.80
1:01	79.67	79.54	79.41	79.28	79.15	79.02	78.90	78.77	78.64	78.51
1:02	78.39	78.26	78.14	78.01	77.88	77.76	77.64	77.51	77.39	77.27
1:03	77.14	77.02	76.90	76.78	76.66	76.54	76.42	76.30	76.18	76.06
1:04	75.95	75.82	75.70	75.58	75.47	75.35	75.23	75.12	75.00	74.88
1:05	74.77	74.65	74.54	74.43	74.31	74.20	74.09	73.97	73.86	73.75
1:06	73.64	73.52	73.41	73.30	73.19	73.08	72.97	72.86	72.75	72.65
1:07	72.54	72.43	72.32	72.21	72.11	72.00	71.89	71.79	71.68	71.58
1:08	71.47	71.37	71.26	71.16	71.05	70.95	70.85	70.74	70.64	70.54
1:09	70.43	70.33	70.23	70.13	70.03	69.93	69.83	69.73	69.63	69.53

Demon Tweeks/Yokohama/CCC Hot Hatch Provisional Results Race 1

POS	NO	CL	NAME	NAT	ENTRY	TIME	LAPS	GAP	MPH	BEST
1	22	A	Andy FELS		Fiesta XR2	12:36.158	12		77.12	1:01.133
2	50	A	John HAMMERSLEY		Vauxhall Astra	12:36.208	12	0.050	77.12	1:01.330
3	1	A	Mark CUNNINGHAM		Fiesta	12:36.589	12	0.431	77.08	1:01.664
4	11	A	Mark AHLIN		Saxo VTR	12:37.003	12	0.845	77.04	1:01.168
5	55	A	Steve HORNER		Fiesta RS 1800	12:52.662	12	16.504	75.47	1:02.443
6	45	A	Paul BROWN		Fiesta XR2	12:53.639	12	17.481	75.38	1:01.996
7	9	A	Craig SHEPHERD		Fiesta XR2	12:54.664	12	18.506	75.28	1:02.010
8	10	B	Lee REYNOLDS		Citroen AX GTi	12:58.298	12	22.140	74.93	1:02.891
9	35	B	Keith PIPER		Vauxhall Corsa SRI	13:00.608	12	24.450	74.71	1:03.003
10	40	A	Pete MORGAN		Fiesta XR2i	13:03.417	12	27.259	74.44	1:02.649
11	97	B	Andy McLENNAN		Suzuki Swift	13:11.801	12	35.643	73.65	1:02.996
12	18	B	Andrew NEAL		Fiesta XR2	13:14.977	12	38.819	73.36	1:04.411
13	46	A	Colin HANDY		Peugeot 205 GTi	13:24.780	12	48.622	72.46	1:04.767
14	151	A	Wayne BAILEY		Peugeot 205 GTi	13:30.599	12	54.441	71.94	1:05.372
15	20	A	Geoff BLUFF		Vauxhall Nova GTE	13:32.026	12	55.868	71.82	1:04.285
16	13	A	Adrian LOWES		Escort 1600S	12:39.863	11	1 LAP	70.35	1:04.242
17	69	A	Martin LEWIS		Fiesta XR2	13:06.175	11	1 LAP	68.00	1:07.610

NOT CLASSIFIED

23	A	Stephen WOOD	Peugeot 205 GTi	10:17.868	9	D.N.F.	70.79	1:06.052
32	A	Richard WALMSLEY	Peugeot 106 GTi 16v	7:43.715	7	D.N.F.	73.36	1:03.404
66	A	Steve TREEN	Peugeot 205 GTi	4:07.935	3	D.N.F.	58.80	1:07.684

FASTEST LAP

22	A	Andy FELS	Fiesta XR2	1:01.133	7	79.49mph	127.94kph
10	B	Lee REYNOLDS	Citroen AX GTi	1:02.891	6	77.27mph	124.36kph

No 66 - 10 second penalty - out of position start
Weather/Track: Raining/Wet

Mallory Park
Circuit Length = 1.3500 miles.
Start: 13:41

Clerk of Course:  14.15	Stewards:	Timekeeper: 
--	-----------	--

750 Motor Club RGB Series

Provisional Results Race 2

POS	NO	CL	NAME	NAT	ENTRY	TIME	LAPS	GAP	MPH	BEST
1	15	A	Andy CHARLESLEY		Fisher Fury	12:08.420	12		80.06	59.519
2	5	C	Matthew ROWE		Westfield Megablade	12:11.673	12	3.253	79.70	59.597
3	16	C	Mike FIELD		Fisher Fury	12:13.736	12	5.316	79.48	59.282
4	6	C	Gordon GRIFFIN		Fisher Fury	12:15.795	12	7.375	79.26	59.382
5	32	C	Phil GREENWAY		Sylva Phoenix	12:43.598	12	35.178	76.37	1:02.209
6	77	C	Warwick BARNES		Fisher Fury	13:08.830	12	1:00.410	73.93	1:03.535
7	70	C	Gary KELLY		Westfield Megablade	12:14.780	11	1 LAP	72.75	1:04.889
8	9	A	Jonathan WRIGHT		Westfield Megabusa	12:15.541	11	1 LAP	72.68	1:04.996
9	18	C	Graham HILLS		Fisher Fury	12:18.773	11	1 LAP	72.36	1:04.201
10	4	C	Peter HURST		Locoblade	12:24.379	11	1 LAP	71.81	1:05.647
11	25	A	Scott NICHOLSON		Fisher Fury Spyder	12:41.658	11	1 LAP	70.18	1:05.894
12	50	C	Matt ROBERTS		Luego Locoblade	12:45.148	11	1 LAP	69.86	1:07.458
13	29	A	Andrew VAREY		SWE Cheetah	12:59.852	11	1 LAP	68.55	1:08.642
14	66	C	Martin BELL		Fisher Fury	13:00.715	11	1 LAP	68.47	1:08.214
15	7	A	David EYLES		Locoblade	12:11.841	10	2 LAPS	66.40	1:09.840

NOT CLASSIFIED

14	B	Ian HARRISON		Tiger B6	8:41.176	7	D.N.F.	65.27	1:08.044
----	---	--------------	--	----------	----------	---	--------	-------	----------

FASTEST LAP

16	C	Mike FIELD		Fisher Fury	59.282	6	81.98mph	131.93kph
15	A	Andy CHARLESLEY		Fisher Fury	59.519	4	81.65mph	131.41kph
14	B	Ian HARRISON		Tiger B6	1:08.044	3	71.42mph	114.94kph

Non-starters: 26 & 60
Weather/Track: Raining/Wet

Mallory Park
Circuit Length = 1.3500 miles.
Start: 14:05 End: 14:7

Clerk of Course:

 14:28

Stewards:

Timekeeper:



750 Motor Club 750 Formula Provisional Results Race 3

POS	NO	CL	NAME	NAT	ENTRY	TIME	LAPS	GAP	MPH	BEST
1	4		Antony RAINÉ		Centaur Mk16	12:20.157	12		78.79	1:00.462
2	3		Mick HARRIS		Darvi 877	12:21.840	12	1.683	78.61	1:00.285
3	6		Paul MORRIS		Darvi 92J	12:46.201	12	26.044	76.11	1:01.867
4	2		Bob SIMPSON		SS Reliant	12:58.563	12	38.406	74.90	1:03.026
5	1		Peter BOVE		Darvi 88/P	13:00.053	12	39.896	74.76	1:04.023
6	55	B	Roger ROWE		Centaur Mk20	13:13.203	12	53.046	73.52	1:04.298
7	43		Dick HARVEY		Darvi - 91D	12:23.180	11	1 LAP	71.93	1:04.817
8	22	B	Alan COLLARD		Hague 80	12:31.649	11	1 LAP	71.12	1:03.888
9	19		Dave ROBSON		SDAR/83	12:36.191	11	1 LAP	70.69	1:06.067
10	40	B	Bill RUTTER		Centaur Mk16	12:36.718	11	1 LAP	70.64	1:04.361
11	8	B	Andrew LAKE		Darvi Mk5B	13:10.271	11	1 LAP	67.64	1:09.210
12	10		Rodney HILL		Mystic T4/21	13:11.994	11	1 LAP	67.50	1:08.830
13	24	B	Dick HARTLE		Ingham 3 GT	13:12.799	11	1 LAP	67.43	1:09.088
14	27	B	Sue BUXTON		Darvi Mk5/97	13:05.164	10	2 LAPS	61.89	1:15.870

NOT CLASSIFIED

76	I	Jon HARVEY	Darvi Fiat	8:10.785	7	D.N.F.	69.31	1:05.144
66	B	William JOHNSTON	Centaur Mk16	6:01.701	5	D.N.F.	67.18	1:09.816
77		Nige COWLEY	Cowley MkIV	3:31.260	3	D.N.F.	69.01	1:05.749
5		Pete KNIPE	DNC F750	3:33.732	3	D.N.F.	68.21	1:07.152

FASTEST LAP

3		Mick HARRIS	Darvi 877	1:00.285	6	80.61mph	129.74kph
22	B	Alan COLLARD	Hague 80	1:03.888	9	76.07mph	122.42kph
76	I	Jon HARVEY	Darvi Fiat	1:05.144	4	74.60mph	120.06kph

Non-starter: 23
Weather/Track: Raining/Wet

Mallory Park
Circuit Length = 1.3500 miles.
Start: 14:29 End: 14:41

Clerk of Course:  14.49	Stewards:	Timekeeper: 
---	-----------	--

Demon Tweeks/Yokohama/CCC Stock Hatch

Provisional Results Race 4

POS	NO	CL	NAME	NAT	ENTRY	TIME	LAPS	GAP	MPH	BEST
1	99		Matt FINCHAM		Peugeot 205 GTi	13:08.354	12		73.97	1:04.443
2	27		Stewart NIND		Peugeot GTi	13:09.350	12	0.996	73.88	1:04.067
3	55		Tony HEADLAND		Fiesta XR2	13:10.669	12	2.315	73.76	1:03.862
4	33		Jonathan HOWES		Fiesta XR2	13:12.884	12	4.530	73.55	1:04.911
5	67		Mark ALDEN		Fiesta XR2	13:13.811	12	5.457	73.46	1:04.195
6	26		Simon HOWARD		Fiesta XR2	13:15.527	12	7.173	73.31	1:04.783
7	114		James GARDINER		Peugeot 205 GTi	13:24.400	12	16.046	72.50	1:04.503
8	85		David LEWIS		Fiesta XR2	13:30.018	12	21.664	71.99	1:05.893
9	90		Peter SKINNER		Fiesta XR2	13:33.385	12	25.031	71.70	1:06.306
10	36		Michael COLEMAN		Fiesta XR2	13:37.489	12	29.135	71.34	1:05.569
11	59		Spencer WOODHOUSE		Rover Metro GTi	13:40.726	12	32.372	71.05	1:06.033
12	106		Phillip MANSFIELD		Fiesta XR2	13:41.879	12	33.525	70.95	1:06.214
13	89		Nick JOYCE		Fiesta XR2	13:43.284	12	34.930	70.83	1:05.789
14	54		Michael WRIGHT		Fiesta XR2	13:44.918	12	36.564	70.69	1:06.088
15	57		Richard HERBERT		Fiesta XR2	13:45.423	12	37.069	70.65	1:06.440
16	25		Matt URLWIN		Fiesta XR2	13:46.207	12	37.853	70.58	1:04.856
17	53		Paul COULAM		Fiesta XR2	13:51.453	12	43.099	70.14	1:05.529
18	35		Andrew THORPE		Fiesta XR2	13:53.828	12	45.474	69.94	1:07.341
19	103		Jeff HEATH		Peugeot 205	14:07.534	12	59.180	68.81	1:07.898
20	107		Paul WHITTLE		Fiesta XR2i	14:08.042	12	59.688	68.77	1:07.625
21	115		Simon HOLLOWAY		Suzuki Swift	14:09.491	12	1:01.137	68.65	1:07.827
22	75		Simon BOWYER		Fiesta XR2	14:12.831	12	1:04.477	68.38	1:07.217
23	69		Richard WARNER		Fiesta XR2	13:15.400	11	1 LAP	67.21	1:07.784
24	4		Geno ESPOSITO		Peugeot 106 XSi	14:04.883	11	1 LAP	63.27	1:10.972
NOT CLASSIFIED										
39			Richard KINGSNORTH		Peugeot 205 GTi	10:00.809	9	D.N.F.	72.80	1:04.993
47			Frances WOOD		Peugeot 205 GTi	8:13.644	7	D.N.F.	68.91	1:07.049
62			Cliff PELLIN		Fiesta XR2		0	D.N.F.	N/A	
FASTEST LAP										
55			Tony HEADLAND		Fiesta XR2	1:03.862	12	76.10mph	122.47kph	

No 118 excluded - Champ Reg 5.14.1 (underweight). Non-starter: 44
 Weather/Track: Raining/Wet

Mallory Park
 Circuit Length = 1.3500 miles.
 Start: 14:54

Clerk of Course:  16.35	Stewards:	Timekeeper: 
---	-----------	--

John Cooper Challenge

Provisional Results Race 5

POS	NO	CL	NAME	NAT	ENTRY	TIME	LAPS	GAP	MPH	BEST
1	7		Steven MELI		Club Sport MINI	13:04.412	12		74.34	1:04.412
2	21		Arthur FORSTER		Club Sport MINI	13:05.015	12	0.603	74.29	1:04.271
3	4		Liz BIAGIONI		Club Sport MINI	13:14.154	12	9.742	73.43	1:05.105
4	25		Ben BLYDENSTEIN		Club Sport MINI	13:14.540	12	10.128	73.40	1:05.033
5	27		Dominic YARNOLD		Club Sport MINI	13:15.217	12	10.805	73.33	1:04.999
6	16		Nick SMITH		Club Sport MINI	13:16.022	12	11.610	73.26	1:05.003
7	5		Barney CRAGGS		Club Sport MINI	13:16.610	12	12.198	73.21	1:04.475
8	19		Stephen CAMPBELL		Club Sport MINI	13:17.386	12	12.974	73.13	1:05.045
9	8		Chris CHILTON		Club Sport MINI	13:23.723	12	19.311	72.56	1:04.949
10	22		Nigel ARMITAGE		Club Sport MINI	13:25.543	12	21.131	72.39	1:04.424
11	2		Julian MAYNARD		Club Sport MINI	13:30.225	12	25.813	71.98	1:05.737
12	17		Tony SKELTON		Club Sport MINI	13:30.610	12	26.198	71.94	1:05.720
13	26		Julian McGINNITY		Club Sport MINI	13:33.389	12	28.977	71.70	1:04.761
14	14		Rob HOLGATE		Club Sport MINI	13:34.091	12	29.679	71.63	1:05.517
15	28		Oliver WILMORE		Club Sport MINI	13:36.075	12	31.663	71.46	1:04.892
16	11		David PHILLIPS		Club Sport MINI	13:38.138	12	33.726	71.28	1:05.393
17	6		Glen CHRISTIAN		Club Sport MINI	13:38.408	12	33.996	71.26	1:04.482
18	10		Ross DYSON		Club Sport MINI	13:39.295	12	34.883	71.18	1:05.335
19	9		Phil DYSON		Club Sport MINI	14:03.163	12	58.751	69.16	1:07.494
20	3		Jo BAMFORD		Club Sport MINI	14:13.619	12	1:09.207	68.32	1:06.962

NOT CLASSIFIED

12	Dave ELLIOTT	Club Sport MINI	7:39.556	6	D.N.F.	63.45	1:05.228
23	Andy WATERFALL	Club Sport MINI	3:27.602	3	D.N.F.	70.23	1:05.194

FASTEST LAP

21	Arthur FORSTER	Club Sport MINI	1:04.271	6	75.61mph	121.69kph
----	----------------	-----------------	----------	---	----------	-----------

Weather/Track: Raining/Wet

Mallory Park
Circuit Length = 1.3500 miles.
Start: 15:19

Clerk of Course:  15.45	Stewards:	Timekeeper: 
---	-----------	--

750 Motor Club Kit Cars

Provisional Results Race 6

POS	NO	CL	NAME	NAT	ENTRY	TIME	LAPS	GAP	MPH	BEST
1	38	B	Steve TAYLOR		Sylva Phoenix	13:27.437	12		72.22	1:05.968
2	65	B	Richard CLOUGH		Sylva Stryker	13:29.314	12	1.877	72.06	1:05.244
3	55	B	Andrew WARD		Sylva Striker	13:41.361	12	13.924	71.00	1:06.210
4	4	B	Simon CHILDS		Sylva Phoenix	13:50.476	12	23.039	70.22	1:07.090
5	62	B	Clive HUDSON		Sylva Phoenix	13:51.579	12	24.142	70.13	1:07.416
6	45	B	Brian DEAN		Sylva Striker Mk2	13:53.141	12	25.704	70.00	1:05.841
7	88	B	Bryan HEALEY		Sylva Striker	13:59.099	12	31.662	69.50	1:07.476
8	13	A	Graham DASH		Sylva Striker	14:00.764	12	33.327	69.36	1:08.160
9	51	A	Tony ABSOLOM		Sylva Striker	14:01.386	12	33.949	69.31	1:07.459
10	20	B	Robert PUTNAM		Procomp LA Gold	14:08.276	12	40.839	68.75	1:07.824
11	6	B	Andrew OWEN		Sylva Phoenix	14:10.072	12	42.635	68.60	1:08.151
12	75	A	Matthew LEWIS		Eldon Roadster	14:16.264	12	48.827	68.11	1:07.800
13	46	B	Sheridan BELL		Procomp LA Gold	14:24.526	12	57.089	67.45	1:08.461
14	89	A	Mark MATTHEWS		Marlin Sportster	14:25.242	12	57.805	67.40	1:07.931
15	28	A	Foster LEWINS		Dutton Legerra	14:26.877	12	59.440	67.27	1:08.900
16	21	B	Nigel BROWN		Sylva Phoenix	14:27.726	12	1:00.289	67.21	1:08.034
17	82	A	Chris BROWN		Sylva Striker	14:40.499	12	1:13.062	66.23	1:09.468
18	74	B	Richard WELCH		Westfield SEiW	13:30.479	11	1 LAP	65.96	1:10.388
19	90	B	Tony SOUTHGATE		Sylva Phoenix	14:02.492	11	1 LAP	63.45	1:12.495
20	16	A	Anton LANDON		Westfield SE	14:11.420	11	1 LAP	62.78	1:14.204
21	40	A	Mark ALLCOCK		Dutton Melos	14:11.719	11	1 LAP	62.76	1:12.063
22	80	A	Graham BRAITHWAIT		Autotune Gemini	14:18.221	10	2 LAPS	56.62	1:20.120

NOT CLASSIFIED

26	A	Peter ROWNEY	Westfield SEi	7:27.107	6	D.N.F.	65.21	1:08.474
24	B	Paul SAWYER	Westfield SE	4:56.199	4	D.N.F.	65.63	1:08.890
71	B	Matt JONES	Westfield SE	5:24.188	4	D.N.F.	59.96	1:14.521

FASTEST LAP

65	B	Richard CLOUGH	Sylva Stryker	1:05.244	4	74.49mph	119.87kph
51	A	Tony ABSOLOM	Sylva Striker	1:07.459	8	72.04mph	115.94kph

Non-starters: 56, 69 & 84
Weather/Track: Raining/Wet

Mallory Park
Circuit Length = 1.3500 miles.
Start: 16:46

Clerk of Course:  16:10	Stewards:	Timekeeper: 
---	-----------	--

Demon Tweeks/Yokohama/CCC Stock Hatch

Provisional Results Race 7

POS	NO	CL	NAME	NAT	ENTRY	TIME	LAPS	GAP	MPH	BEST
1	1		Tony SCARLETT		Peugeot 106 XSi	12:48.484	12		75.89	1:03.168
2	117		Peter FELIX		Peugeot 106	12:52.749	12	4.265	75.47	1:03.504
3	3		Pete MORGAN		Fiesta XR2	12:53.400	12	4.916	75.40	1:03.136
4	95		Phil SMITH		Nova GTE	12:57.336	12	8.852	75.02	1:02.151
5	2		Andy BURGESS		Suzuki Swift GTi	12:59.508	12	11.024	74.81	1:03.934
6	12		Carl TOWNEND		Peugeot 106 XSi	13:00.412	12	11.928	74.73	1:03.799
7	96		Gareth WRIGHT		Peugeot XSi	13:01.576	12	13.092	74.61	1:03.945
8	92		Paul MCMILLAN		Citroen Saxo	13:09.089	12	20.605	73.90	1:03.633
9	11		Gordon MACMILLAN		Peugeot 205 GTi	13:11.155	12	22.671	73.71	1:04.144
10	124		Steve DREWERY		Suzuki Swift	13:11.758	12	23.274	73.65	1:03.996
11	7		Glenn STOKES		Peugeot 106	13:20.153	12	31.669	72.88	1:05.486
12	24		Simon HUNT		Peugeot 205 GTi	13:20.699	12	32.215	72.83	1:05.053
13	19		Matt LEWIS		Fiesta XR2	13:20.927	12	32.443	72.81	1:05.136
14	34		Chris BALL		Fiesta XR2	13:21.471	12	32.987	72.76	1:04.972
15	79		Gary PARKES		Fiesta XR2	13:21.859	12	33.375	72.73	1:05.108
16	10		Paul TIBBS		Fiesta XR2	13:28.848	12	40.364	72.10	1:04.604
17	63		Pat GROVE		Peugeot 205 GTi	13:29.644	12	41.160	72.03	1:05.298
18	22		Hilary HOWLETT		Peugeot 106 XSi	13:31.119	12	42.635	71.90	1:05.423
19	23		Charles COZENS		Peugeot 1.4 XSi	13:38.703	12	50.219	71.23	1:05.868
20	40		John WAPLES		Fiesta XR2i	13:38.885	12	50.401	71.21	1:05.101
21	32		Daniel ADDERLEY		Peugeot 205 GTi	13:40.552	12	52.068	71.07	1:04.859
22	58		Martin BOON		Fiesta Si	13:41.027	12	52.543	71.03	1:05.704
23	87		Andy BOWDEN		Vauxhall Nova GSi	13:41.904	12	53.420	70.95	1:04.993
24	28		Kevin HATCH		Fiesta XR2	13:55.942	12	1:07.458	69.76	1:07.876
25	100		Wayne BAILEY		Peugeot 205 GTi	13:57.380	12	1:08.896	69.64	1:07.400
26	77		Alastair BOULTON		Fiesta XR2	12:54.985	11	1 LAP	68.98	1:08.110
27	65		Terry ROUGHTON		Peugeot 205 GTi	13:29.365	11	1 LAP	66.05	1:05.882

FASTEST LAP

95	Phil SMITH	Nova GTE	1:02.151	12	78.19mph	125.84kph
----	------------	----------	----------	----	----------	-----------

Non-starter: 41
Weather/Track: Raining/Wet

Mallory Park
Circuit Length = 1.3500 miles.
Start: 16:14

Clerk of Course:  16.35	Stewards:	Timekeeper: 
---	-----------	--

**750 Motor Club Locost sponsored by Stuart Taylor Motorsport
Provisional Results Race 8**

POS	NO	CL	NAME	NAT	ENTRY	TIME	LAPS	GAP	MPH	BEST
1	3		Darren BANKS		Locost	13:40.321	12		71.09	1:06.468
2	62		Brian MITCHAM		Locost	14:00.617	12	20.296	69.37	1:07.820
3	15		Richard CARTLEDGE		Locost	14:03.837	12	23.516	69.11	1:08.268
4	45		Bruno VIANA		Locost	14:09.753	12	29.432	68.63	1:07.168
5	48		Ian McLAUGHLIN		Locost	14:23.581	12	43.260	67.53	1:09.657
6	1		Darryl BECKWITH		Locost	14:25.099	12	44.778	67.41	1:09.789
7	5		Malcolm MITTON		Locost	14:39.909	12	59.588	66.28	1:08.961
8	41		Brett TOWNSEND		Locost	13:43.931	11	1 LAP	64.88	1:10.408
9	11		Ivan THOMAS		Locost	13:45.402	11	1 LAP	64.76	1:11.563
10	96		Jon GLOVER		Locost	13:49.983	11	1 LAP	64.41	1:12.346
11	69		John BALLENTYNE		Locost	13:53.944	11	1 LAP	64.10	1:13.103
12	88		Nik TARRY		Locost	14:04.071	11	1 LAP	63.33	1:12.324
13	99		Stuart JAMES		Locost	14:24.284	11	1 LAP	61.85	1:11.440
14	73		Ged SIDNELL		Locost	14:41.030	11	1 LAP	60.67	1:16.430
15	46		Justin BOAK		Locost	14:42.575	11	1 LAP	60.57	1:15.616
16	16		Niki BAXTER		Locost	14:50.921	11	1 LAP	60.00	1:16.105
17	49		Mark CRANKSHAW		Locost	14:59.744	11	1 LAP	59.41	1:11.878

NOT CLASSIFIED

52		Simon READ	Locost	11:47.161	10	D.N.F.	68.72	1:08.762
27		Alex HUGHES	Locost	13:07.310	10	D.N.F.	61.72	1:12.743
72		James HARRIS	Locost	6:29.960	5	D.N.F.	62.31	1:10.841
18		Philip O'HALLORAN	Locost	6:52.674	5	D.N.F.	58.88	1:16.125
6		Tim GRAY	Locost	5:32.396	4	D.N.F.	58.48	1:12.468
24		Matt CHERRINGTON	Locost	5:38.710	4	D.N.F.	57.39	1:13.637
32		Derek LINLEY	Locost	1:30.193	1	D.N.F.	53.88	1:30.193

FASTEST LAP

3	Darren BANKS	Locost	1:06.468	2	73.11mph	117.67kph
---	--------------	--------	----------	---	----------	-----------

Non-starters: 6 & 68
Weather/Track: Raining/Wet

Mallory Park
Circuit Length = 1.3500 miles.
Start: 16:39

Clerk of Course:  16.58	Stewards:	Timekeeper: 
---	-----------	--

750 Motor Club 750 Formula Provisional Results Race 9

POS	NO	CL	NAME	NAT	ENTRY	TIME	LAPS	GAP	MPH	BEST
1	4		Antony RAINE		Centaur Mk16	7:35.322	7		74.71	1:03.290
2	3		Mick HARRIS		Darvi 877	7:36.067	7	0.745	74.59	1:03.598
3	1		Peter BOVE		Darvi 88/P	7:47.157	7	11.835	72.82	1:05.271
4	6		Paul MORRIS		Darvi 92J	7:47.507	7	12.185	72.76	1:04.657
5	55	B	Roger ROWE		Centaur Mk20	8:05.446	7	30.124	70.08	1:05.999
6	43		Dick HARVEY		Darvi - 91D	8:07.084	7	31.762	69.84	1:07.565
7	2		Bob SIMPSON		SS Reliant	8:15.308	7	39.986	68.68	1:06.686
8	22	B	Alan COLLARD		Hague 80	8:16.293	7	40.971	68.54	1:05.531
9	19		Dave ROBSON		SDAR/83	8:31.737	7	56.415	66.47	1:09.501
10	10		Rodney HILL		Mystic T4/21	8:33.650	7	58.328	66.23	1:11.638
11	40	B	Bill RUTTER		Centaur Mk16	8:41.495	7	1:06.173	65.23	1:11.268
12	8	B	Andrew LAKE		Darvi Mk5B	7:37.178	6	1 LAP	63.78	1:12.001
13	24	B	Dick HARTLE		Ingham 3 GT	7:38.586	6	1 LAP	63.58	1:12.422
14	66	B	William JOHNSTON		Centaur Mk16	7:41.268	6	1 LAP	63.21	1:11.340

NOT CLASSIFIED

76	I	Jon HARVEY	Darvi Fiat	4:55.638	4	D.N.F.	65.75	1:08.819
27	B	Sue BUXTON	Darvi Mk5/97	4:22.239	3	D.N.F.	55.59	1:22.016
5		Pete KNIPE	DNC F750	2:34.541	2	D.N.F.	62.89	1:13.792

FASTEST LAP

4		Antony RAINE	Centaur Mk16	1:03.290	3	76.78mph	123.58kph
22	B	Alan COLLARD	Hague 80	1:05.531	6	74.16mph	119.35kph
76	I	Jon HARVEY	Darvi Fiat	1:08.819	4	70.62mph	113.65kph

Chequered flag at 7 laps on grounds of safety.
Weather/Track: Raining/Wet

Mallory Park
Circuit Length = 1.3500 miles.
Start: 17:04

Clerk of Course:  17.15	Stewards:	Timekeeper: 
---	-----------	--