



CHAMPIONSHIP CAR RACES

Club Motorsport at its best!

OFFICIAL PROGRAMME

PEMBREY

June 15/16

£2.00



This meeting is held under the General Regulations of the MSA (incorporating the provisions of the International Sporting Code of the FIA) and the Supplementary Regulations, Final Instructions and any written instructions which the Organisers issue for the race meeting. MSA Permit No: 10615.

SATURDAY TIMETABLE

Practice Sessions		Time
750 MC Kit Car Championship - classes A & B		9.00
750 MC 7 Challenge		9.25
750 MC Formula Vee Championship - session A		9.50
750 MC Formula Vee Championship - session B		10.15
750 MC Formula 4 Championship		10.40
750 MC Locost Championship		11.05
Races		
1: 750 MC Kit Car Championship - class A		11.30
2: 750 MC Kit Car Championship - class B		11.55
3: 750 MC 7 Challenge		12.20
4: 750 MC Formula Vee Championship - Heat		1.45
5: 750 MC Formula 4 Championship		2.15
6: 750 MC Locost Championship		2.45
7: 750 MC Formula Vee Championship - Final		3.15
8: 750 MC Kit Car Championship - class A		3.45
9: 750 MC Kit Car Championship - class B		4.15
10: 750 MC 7 Challenge		4.45

SUNDAY TIMETABLE

Practice Sessions		Time
750 MC RGB Series		9.00
750 MC 750 Formula Championship		9.25
750 MC Roadsports Championship		9.50
Sports Racing & GT Challenge		10.15
Races		
11: 750 MC Formula Vee Championship - Heat		10.40
12: 750 MC Locost Championship		11.05
13: 750 MC Formula 4 Championship		11.30
14: 750 MC Formula Vee Championship - Final		11.55
15: 750 MC RGB Series		12.20
16: 750 MC 750 Formula Championship		12.45
17: 750 MC Roadsports Championship		2.00
18: Sports Racing & GT Challenge		2.15
19: 750 MC RGB Series		2.45
20: 750 MC 750 Formula Championship		3.15
21: 750 MC Roadsports Championship		3.45
22: Sports Racing & GT Challenge		4.15

The organisers reserve the right, with the permission of the Stewards of the Meeting and/or the Clerk of Course, to change the order in which events are run and to postpone, cancel or abandon the meeting or any part thereof.

RACE MEETING OFFICIALS

MSA STEWARD

J.L.Gilbert

CLERKS OF COURSE

V.Ayres

DEPUTY CLERKS

D.Brice M.Wooten

CLUB STEWARDS

K.Messer E.Minhinnick

TIMEKEEPERS

T.Stevens (Chief) A.Stevens

L.Turner Z.Turner

D. O'Brien D.Williams

SCRUTINEERS

D.F.D.Smith (Chief) A.Billett

R.Blackmore I.Brocklesby

J.Atkinson J.Barlow

D.Edwards

INCIDENT OFFICER

A.Bennett

CHIEF MARSHAL

P.Harding

CHIEF OBSERVER

P. Stenning

CHIEF MEDICAL OFFICER

TBA

RACE RESCUE UNIT

750 Motor Club

COMMENTATOR

P.Hughes

SECRETARY OF THE MEETING

Robin Knight

MARSHALS

750 Motor Club
BMRMC & friends

Races 1/2 & 8/9

10 Laps

750 Motor Club Kit Car Championship

No	CLS	DRIVER	CAR DETAILS	CCS	HOMETOWN	CLUB
4	B	Simon Childs	Sylva Phoenix	1800	Rugby	750
6	B	Andrew Owen	Sylva Phoenix	1800	Welwyn Garden City	750
12	A	Jamie Packham	Fisher Fury	1600	Henley on Thames	750
13	A	Graham Dash	Sylva Striker	1600	Woking	750
14	A	Mike Topp	Procomp LA Gold	1640	Tamworth	750
15	B	Keith Smallwood	Sylva Striker IRS	1800	Reading	750
16	A	Anton Landon	Westfield SE	1700	Natwich	750
20	B	Robert Putnam	Procomp LA Gold	1800	Warley	750
21	B	Nigel Brown	Sylva Phoenix	1800	Great Barr	750
25	B	Jonathan Barnett	Sylva Phoenix	1800	Putney	750
26	A	Peter Rowney	Westfield SEi	1640	Stafford	750
37	A	David Robinson	Sylva Striker	1998	Rotherfield	750
38	B	Steve Taylor	Sylva Phoenix	1800	Swavesey	750
39	A	Dan Compton	Sylva Mk2	1700	London	750
40	A	Mark Allcock	Dutton Melos	3500	Haslingden	750
41	B	Steve Owen	Sylva Clubman	1800	Ripponden	750
44	B	Richard Johnston	Sylva Phoenix	1800	Harpenden	750
45	B	Brian Dean	Sylva Striker Mk2	1800	Leicester	750
48	B	Jim Goodwin	Sylva Striker	1800	Lichfield	750
51	A	Tony Absolom	Sylva Striker	1700	Reading	750
53	B	Andy Hiley	Locast	1800	Golcar	750
62	B	Clive Hudson	Sylva Phoenix	1800	Gayton	750
65	B	Richard Clough	Sylva Stryker	1800	Keighley	750
69	A	Nick Craddock	Sylva Phoenix	1660	Pewsey	750
71	B	Matt Jones	Westfield SE	1800	Chellaston	750
75	A	Matthew Lewis	Eldon Roadster	3500	Woking	750
82	A	Chris Brown	Sylva Striker	1700	London	750
84	A	Wicher Kist	Westfield SEW	1688	Abington	750
88	B	Bryan Healey	Sylva Striker	1800	Poynton	750
89	A	Mark Matthews	Marlin Sportster	3500	Crediton	750
90	B	Tony Southgate	Sylva Phoenix	1800	Rothersthorpe	750

The above will practice together and will be split into Races 1 & 8 for class A, races 2 & 9 for class B. Should the number of qualified drivers be 26 or less after practice, class B races will be combined into class A races.

Lap Records	A	Andy Charlsey	1:04.86	80.81	27/08/00
	B	Jonathon Edwards	1:05.45	80.08	27/08/00

The 750 Motor Club Kit Car Championship is for road legal front-engined Kit Cars. The engine regulations allow considerable freedom whilst there are limitations on the design of rear suspension and transmission. There are three classes, A - up to 3500cc and class B - 1800 Ford Zetec.

Races 3 & 10

15 Laps

750 Motor Club 7 Challenge

No	CLS	DRIVER	CAR DETAILS	CCS	HOMETOWN	CLUB
3	B	Tim Lamb	Caterham 7	1600	Clevedon	750
5	B	John Benfield	Caterham 7	1600	Houghton Regis	750
10	A	David Litchfield	Caterham 7	1800	Battersea	750
14	B	Neil Hinson	Caterham Roadsport	1600	Newbury	750
21	A	Peter Ratcliff	Caterham 7	1800	Epsom	750
22	A	Bruce White	Caterham	1800	Princes Risborough	750
25	A	Peter Lawrence	Caterham Superlight	1800	Thame	750
29	C	Ken Baird	Caterham 7	1400	Elstree	750
32	C	Terry Clark	Caterham 7	1600	Northwood	750
34	B	Steve Rogers	Caterham K series	1600	Swindon	750
44	A	William Mitcham	Caterham 7	1800	Bury St Edmunds	750
63	A	Andy Toone	Caterham 7	2000	West Bridgford	750
68	B	Richard Webb	Caterham 7	1400	Fairford	750
79	C	Mark Harris	Caterham	1600	London	750
90	C	Guy Skinner	Caterham 7	1400	London	750
99	A	Martin Stewart	Caterham Super 7	2000	Dartford	750

750 Motor Club 7 Challenge 2002

	Points	Class	Driver		Points	Class	Driver
1st	106	A	Martin Stewart	4th	70	A	William Mitcham
2nd	87	A	Peter Ratcliff	5th	57	B	John Benfield
3rd	75	C	Terry Clark	6th	53	A	David Litchfield

Caterhams	A	John Schneider	1:03.38	82.70	07/07/01
	B	B. White	1:06.16	79.23	21/09/97
	C	Lee Harasyn	1:07.82	77.29	21/09/97

The 2002 7 Challenge is for Caterham / Lotus 7 running in 3 classes. Class A is for 1700 Xflow, 2000cc Vauxhall and Ford Zetec, 1700 twincam & 1600 K series; B includes 1600cc twincam, 1800 Ford Zetec, 1800, 1600 K Series: 1400 K series are class C, and former Scholarship/Graduate cars. All have to run on a choice of Yokohama tyres and a minimum weight of 600 kgs including the driver.

Races 4/7 & 11/14

10 Laps

750 MC Formula Vee Championship

NO	DRIVER	CAR DETAILS	CCS	HOMETOWN	CLUB
2	Trevor Welsh	Leystone 2001	1300	Durham	750
7	Stephen Kershaw	Leystone JH003	1300	Swords	750
15	Ken Elliott	Leystone JH002	1300	Clondalkin	750
19	Simon Readman	Spyder	1300	Allestree	750
22	Stephen Glasswell	Sheane 97	1300	Bury St Edmunds	750
26	Peter Andrews	Sheane 2001	1300	Gt Barr	750
28	Patrick Sherrington	Scarab Mk2	1300	Bagshot	750
33	Andy Metcalf	Leystone JH001	1300	Womersley	750
38	David Heavey	Leystone JH002	1300	Kilmeague	750
41	Tony Mitchell	Scarab	1300	Godstone	750
45	Dan Asprey	Sheane Mark II	1300	Warrington	750
49	Graeme Whiting	Spyder	1300	Thetford	750
52	Jonathan Storer	Scarab	1300	Lincoln	750
56	Neale Blunden	TTM Veetech	1300	Guildford	750
59	Bill Stenning	Spyder	1300	West End	750
61	Alasdair Johnson	Sheane AHS	1300	Broughton Astley	750
68	Steven Ough	Leystone	1300	Bradford	750
82	Robert Dagg	Scarab Mk2	1300	Reigate	750
85	Tony Dowson	Sheane	1300	Ealing	750
90	Ian Buxton	Leystone	1300	Leek	750

The above drivers are in the 1st practice session. From the combined times of the two practice sessions, the slowest 26 go into Race 4, the remainder into Race 7, the grid for which will be topped-up to 26 by the top finishers in Race 4.

The drivers fastest lap times in race 4 or 7 will determine which of races 11 & 14 they go into.

Lap record	Trevor Welsh	1:03.2	82.93	18/09/94
------------	--------------	--------	-------	----------

The 750 Motor Club Formula Vee championship is ideal for beginner and 'expert' alike, looking for competitive single seater racing on a low budget. It has been run by the 750 Motor Club since 1980 and is probably the cheapest way to go single seater racing in the UK. Engine, gearbox and much of the suspension and braking system is from the VW 1300 Beetle and this, along with a Dunlop 'control' tyre puts the emphasis on driver ability to win races.

Races 4/7 & 11/14**10 Laps****750 MC Formula Vee Championship**

NO	DRIVER	CAR DETAILS	CCS	HOMETOWN	CLUB
1	Jeremy Clark	Spyder GAC	1300	Attleborough	750
5	Bill Burnett	Sheane	1300	Fordcombe	750
12	Guy Bellingham	GAC 01	1300	Aylesbury	750
18	Tim Probert	Scarab Mk II	1300	Richmond	750
21	Ian Jordan	Sheane 98	1300	Tonbridge	750
24	Alan Robinson	Leystone AHS	1300	Weston Hall	750
27	Nik Baatz	Sheane AHS	1300	High Wycombe	750
29	Simon Livesley	Scarab Mk 4	1300	Richester	750
35	Mike Jenvey	Sheane	1300	South Woodford	750
40	Charlie Reilly	Sheane	1300	Wickford	750
43	John Stapleton	Leystone JH002	1300	Crayford	750
46	John Bowles	Ray 87	1300	Sevenaaks	750
50	James B Conyers	Conyers V2	1300	Mirfield	750
55	Jon Randall	Kaimann	1300	Standon Massey	750
57	Neil Chilleystone	Scarab Mk2	1300	Hingham	750
60	Bob Higgins	Sheane	1300	Arundel	750
62	Alan Harding	Leystone AHS	1300	Stoney Stanton	750
77	Jake Oliveira	Sheane Mk I	1300	Brackley	750
83	Brehmer Dettlef	Leystone 2001	1300	Erbach	750
86	Richard Harris	Sheane AHS 97/02	1300	Halstead	750
91	Paul Nicholls	Leystone JH02 AHS	1300	Loughborough	750

750 Motor Club Formula Vee Championship 2002

	Points	Driver		Points	Driver
1st	110	Trevor Welsh	4th	89	Jeremy Clark
2nd	94	Ian Jordan	5th	55	Ian Buxton
3rd	90	Patrick Sherrington	6th	50	Guy Bellingham

The 750 Motor Club Formula Vee championship is ideal for beginner and 'expert' alike, looking for competitive single seater racing on a low budget. It has been run by the 750 Motor Club since 1980 and is probably the cheapest way to go single seater racing in the UK. Engine, gearbox and much of the suspension and braking system is from the VW 1300 Beetle and this, along with a Dunlop 'control' tyre puts the emphasis on driver ability to win races.

Races 5 & 13

12 Laps

750 MC Formula 4 Championship

No	CLS	DRIVER	CAR DETAILS	CCS	HOMETOWN	CLUB
3	A	Erwin Smiech	Reynard SF86	1600	Lincoln	750
6	A	David Longstaff	Ray 89F	1600	Misterton	750
9	D	John Moore	Van Dieman VD95	1800	Sandhurst	750
10	A	John Woodward	Delta	1600	Stratton Audley	750
11	A	Chris Kite	Dallara 394	1600	Bracknell	750
14	A	Damon Bland	Van Diemen RF86	1600	Cheltenham	750
22	D	Kevin Gillespie	Van Diemen 97	1800	Robertstown	750
26	D	Barry Pomfret	Van Diemen RF98	1800	Bletchley	750
29	B	Andrew Leviston	Van Diemen RF82	2000	Ipswich	750
33	B	Stephen Ward	Van Diemen	2000	Desborough	750
44	A	Clive Yorath	Magnum	1600	Cheltenham	750
45	D	Ashley Edwards	Van Diemen RF98	1800	Malmesbury	750
70	A	Ewen Sergison	Eclipse F4	1600	Armthorpe	750
71	A	Jack Sergison	Highlander	1600	Doncaster	750
80	A	Peter Monk	Lotus FVL	1600	Woodbridge	750
83	A	Lee Atkins	Van Diemen RF87	1600	Goldalming	750

750 Motor Club Formula 4 Championship 2002

	Points	Class	Driver		Points	Class	Driver
1st	136	D	Kevin Gillespie	4th	107	A	Chris Kite
2nd	132	A	Damon Bland	5th	105	B	Stephen Ward
3rd	115	D	David Blyth	6th	97	D	Barry Pomfret

Lap Records	A	Bob Davis	0:58.19	90.07	19/07/98
	B	Nicholas Pearce	0:58.41	89.74	27/04/96
	C	Nicholas Pearce	0:59.71	87.78	21/09/97
	D	Ray Moore	1:01.373	85.40	07/07/01

The 750 Motor Club Formula 4 Championship provides the technical sophistication of slicks and wings in an affordable single seater championship. Class A allows any design of chassis and caters for the designer/constructor as well as for cars converted from F3, FFord, FF2000 and Formula Renault; all must use the 1600 CVH Ford engine. Class B is for FF2000 cars built prior to October 1983, class C for pre Dec '80, running to the former FF2000 regulations and Class D is for pre 1999 Formula Ford Zetec cars.

Races 6 & 12

10 Laps

750 Motor Club Locost Championship

Sponsored by

Stuart Taylor Motorsport

No	DRIVER	CAR DETAILS	CCS	HOMETOWN	CLUB
1	Darryl Beckwith	Locost	1300	Saunderton	750
3	Darren Banks	Locost	1300	Honiton	750
5	Malcolm Mitton	Locost	1300	Little Staughton	750
6	Tim Gray	Locost	1300	Trowell	750
7	Royce Grey	Locost	1300	Alresford	750
9	Andrew Crapnell	Locost	1300	Bradford On Avon	750
11	Ivan Thomas	Locost	1300	Chelmsford	750
15	Richard Cartledge	Locost	1300	Bolton	750
18	Philip O'Halloran	Locost	1300	Hersham	750
27	Alex Hughes	Locost	1300	Hindhead	750
30	Ian Collins	Locost	1300	Bevere	750
32	Derek Linley	Locost	1300	Huddersfield	750
33	Chris James	Locost	1300	Reading	750
36	Danny Cassar	Locost	1300	East Ham	750
39	Colin Beckwith	Locost	1300	High Wycombe	750
41	Brett Townsend	Locost	1300	Leamington Spa	750
Res 2	45 Bruno Viana	Locost	1300	Swansea	750
48	Ian McLaughlin	Locost	1300	Workshop	750
49	Mark Crankshaw	Locost	1300	Cambridge	750
51	Helen Saunders	Locost	1300	Sunning Common	750
52	Simon Read	Locost	1300	Ely	750
59	David Brailey	Locost	1300	Wymondham	750
62	Brian Mitcham	Locost	1300	Bury St Edmunds	750
70	James Grantham	Locost	1300	Hapton	750
73	Ged Sidnell	Locost	1300	Norwich	750
88	Nik Tarry	Locost	1300	Southampton	750
Res 1	97 Andy Herring	Locost	1300	East Dereham	750
99	Stuart James	Locost	1300	Tadley	750

750 Motor Club Locost Championship 2002

	Points	Driver		Points	Driver
1st	113	James Grantham	4th	60	Richard Cartledge
2nd	96	Darryl Beckwith	5th	55	Brian Mitcham
3rd	69	Darren Banks	6th	51	Andrew Crapnell
Lap Record		David Garthwaite	1:12.19	72.60	26/08/00

The 750 Motor Club Locost Championship is sponsored in 2002 by Stuart Taylor Motorsport, the most significant parts supplier to the Locost racers. With over 60 cars currently registered, the cars are all built to the same basic design and use a standard Ford 1300 cc x flow engine. Designed to ensure close racing and encourage new drivers into club racing at sensible cost levels the championship has now expanded to a point where 2 grids are necessary at some meetings. Stuart Taylor supply all parts required for a car build along with help and advice to any prospective racers.

Races 15 & 19

10 Laps

750 Motor Club RGB series

NO	CLS	DRIVER	CAR DETAILS	CCS	HOMETOWN	CLUB
5	C	Matthew Rowe	Westfield Megablade	919	Ilminster	750
6	C	Gordon Griffin	Fisher Fury	919	Sanderstead	750
8	C	Tim Burrows	Fisher Fury Spider	893	Rudloe	750
14	B	Ian Harrison	Tiger B6	900	Sheffield	750
16	C	Mike Field	Fisher Fury	919	London	750
18	C	Graham Hills	Fisher Fury	918	Teddington	750
27	C	Alan McPherson	Formula 27	919	Swindon	750
30	C	Glenn Boyer	Locoblade	919	Westonzoyland	750
38	C	Steve Kelsey	MK Locost	919	Stourbridge	750
41	C	John Stewart	Stuart Taylor Locoblade	920	Hazlemere	750
60	A	Andy Sterling	Dax Rush	1300	Brockenhurst	750
66	B	Martin Bell	Fisher Fury	893	Wellingborough	750
70	C	Gary Kelly	Westfield Megablade	919	Deeside	750

Lap Records	A	TBE	-	-	-
	B	TBE	-	-	-
	C	TBE	-	-	-

Red Line® Synthetic Oil Corporation is the world leader in lubricant and fuel system chemistry. The only oil company to use 100% poly-ol ester base-stocks to provide unbeatable oil performance and durability, with no compromise. Used in Formula 1, F3000, ChampCars, GTs, NASCAR, Touring Cars, on-road, off-road, 2-wheels, 4 wheels, watercraft, hovercraft and aircraft: the same leading edge technology is available to all Red Line® users. Inventors of unique products such as Water Wetter™, LikeWater™ and ShockProof™ gear oil, Red Line® are dedicated to producing the worlds finest synthetic lubricants and additives. Products designed for performance. Red Line® are pleased to support the new RGB race series, with product prizes for the winners in each class.

First introduced in 2001, the 750 Motor Club series for Roadgoing bike-engined cars (RGB) is for two-seater cars which must be road legal and capable of passing an MOT. Cars may be constructed specifically for the series or may be one of the many motorcycle engined cars currently available from a wide range of kit car manufacturers. The engines must be series-production four-stroke units and may not be modified from standard; they run in three classes; standard Fireblade engined kit cars (class C), up to 135 bhp (class B) and 136 to 180 bhp (class A). The series is supported by FISHER SPORTSCARS.

Races 16 & 20

10 Laps

750 MC 750 Formula Championship

Nº	CLS	DRIVER	CAR DETAILS	CCS	HOMETOWN	CLUB
1		Peter Bove	Darvi 88/P	850	Essendon	750
2		Bob Simpson	SS Reliant	850	West Drayton	750
3		Mick Harris	Darvi 877	850	High Wycombe	750
4		Antony Raine	Centaur Mk16	850	Verwood	750
5		Pete Knipe	DNC F750	850	Bracknell	750
6	A	Paul Morris	Darvi 92J	850	Calmore	750
7		Chris Gough	CGRT	850	Telford	750
8	B	Andrew Lake	Darvi Mk5B	850	Bedford	750
10		Rodney Hill	Mystic T4/21	850	Ashby De La Zouch	750
21	B	Ian Allen	Hague 81	850	Deeping St Nicholas	750
23	B	David Bass	Time 3B	850	Redbourne	750
25	B	Paul Collins	Centaur Mk 16	850	Bedford	750
27	B	Sue Buxton	Darvi Mk5/97	850	West Malling	750
42	B	Martin Kemp	Darvi Mk6	850	Aldershot	750
43		Dick Harvey	Darvi - 91D	850	Totteridge	750
55	B	Roger Rowe	Centaur Mk20	850	Kidderminster	750
66	B	William Johnston	Centaur Mk16	850	Poole	750

750 Motor Club 750 Formula Championship 2002					
	Points	Driver		Points	Driver
1st	81	Mick Harris	4th	62	Antony Raine
2nd	67	Peter Bove	5th	59	Chris Gough
3rd	64	Bob Simpson	6th	36	Pete Knipe

Lap Record	Mick Harris	1:04.6	81.13	07/05/94
------------	-------------	--------	-------	----------



750 Formula is for lightweight two-seater sports racing cars and was originally introduced by the 750 MC in 1949, as its first racing formula. The regulations provide ample scope for the budding amateur to design and build his own car, and to develop his skills in chassis / suspension design and engine tuning within carefully controlled limits; alternatively there are often suitable cars available for sale from within the formula.

Races 17 & 21

10 Laps

750 Motor Club Roadsports Championship

NO	CLS	DRIVER	CAR DETAILS	CCS	HOMETOWN	CLUB
2	A	Mal Davison	Porsche 911	3200	Burntwood	750
3	C	Howard Jones	Ginetta G4	1300	Bedford	750
4	B	Stephen Oliver	Lotus Elise	1800	Ely	750
7	B	Robbie Watts	Renault Spider	2000	Westcliff On Sea	750
9	A	Chris Varey	Porsche 968CS Turbo	2500T	Cirencester	750
12	C	Pete Richards	Clan Crusader	998	March	750
15	C	Steve Jay	Clan Crusader	998	Bury	750
21	A	Rick Lloyd	Morgan + 8	4600	Burley	750
25	A	Doug Ellwood	TVR Griffith	4997	Stratford On Avon	750
29	A	Keith Ahlers	Morgan + 8	4554	Trinity	750
33	C	Rob Moody	Turner MkII	1340	Norwich	750
37	B	Paul Keevill	Lotus Elan	1598	Hemel Hempstead	750
39	A	Paul Edwards	Porsche 911	2993	Ickenham	750
45	A	Richard Smith	Porsche 924 Turbo	1984	Ropley	750
66	B	John Reed	Renault Spider	1998	Great Bardfield	750
99	B	Alec Livesley	Jensen Healey	2000	St Leonards On Sea	750

750 Motor Club Roadsports Championship 2002

	Points	Class	Driver		Points	Class	Driver
1st	105	A	Keith Ahlers	4th	76	C	Paul Morgan
2nd	94	B	Stephen Oliver	5th	72	A	Mal Davison
3rd	82	C	Howard Jones	6th	70	C	Pete Richards

Lap Records	A	Phil Gladman	1:04.57	81.17	09/05/99
	B	Steve Guglielmi	1:06.21	79.16	18/07/98
	C	Phil Abbott	1:08.7	76.29	14/08/93

The Roadsports Championship, sponsored again in 2002 by **KELSport** and **Club Lotus** is the most varied and competitive sports car category in the country, attracting cars from five decades, over ten different manufacturers and has in excess of 110 eligible models of sports cars currently listed. With carefully chosen class structures to ensure close competition for everyone, even cars from one-make series will find a place with more interesting competition. **KELSport** is the racing side of long-term Lotus dealers Kelvedon Motors of Spalding, Lincolnshire, run by Lotus 'guru' Pat Thomas who races an Exige in this year's championship.


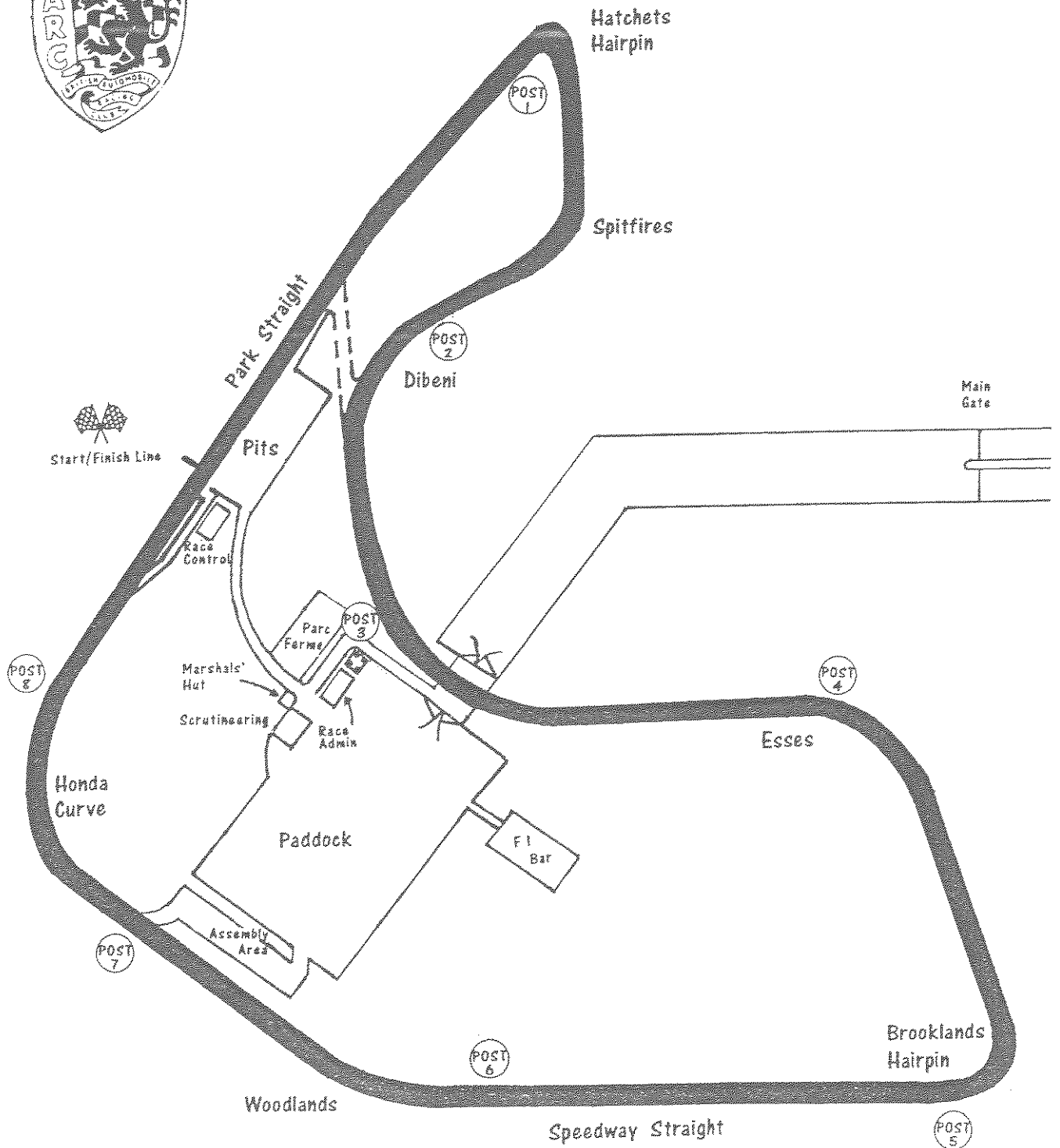

Races 18 & 22

10 Laps

MAN Trucks Sports Racing & GT Challenge

NO	CLS	DRIVER	CAR DETAILS	CCS	HOMETOWN	CLUB
1	C	Ken Culverwell	Westfield 11	1330	Burntwood	750
9	B	Richard Abels	Jaguar E Type	4235	Oakham	750
17	A	Mike Walker	Porsche 911	3600	East Harptree	750
18	A	Michael Shoobridge	DWR Cobra Replica	6900	Frankfurt, Germany	SR & GT
21	D	Anna Robins	Reliant Sabre 6	2553	Elstree	750
23	A	Stefan Gilboy	Hi-Tech Cobra	6800	Kingsclere	750
27	B	Graham Paddick	Kougar Jaguar	3800	Henley -on- Thames	750
37	A	Andrew Burrows	Gardner Douglas	6100	Bottesford	750
57	A	Nick Taylor	Gardner Douglas Cobra	6000	Awsworth	750
87	A	Robert Downey	AC Cobra	5000	Evesham	750
98	A	Cheng Lim	AC Cobra	6600	Singapore	750

The MAN TRUCKS Sports Racing & GT Challenge is open to original and replica cars such as AC Cobra, Ford GT40, Jaguar C & D types, Lotus, Marcos, Porsche etc. Engine tuning is virtually free with the exception of forced induction (turbocharging, supercharging), all cars have to run on selected Yokohama road-legal tyres and there are minimum weights in all classes.



CIRCUIT LENGTH: 1.456 MILES / 2.343 KILOMETRES
CIRCUIT WIDTH: 35 FEET / 10.668 METRES

750 Motor Club Formula Vee Provisional Results Race 11

POS	NO	CL	NAME	NAT	ENTRY	TIME	LAPS	GAP	MPH	BEST
1	90		Ian BUXTON		Leystone	9:42.971	8		71.92	1:11.323
2	82		Robert DAGG		Scarab Mk2	9:43.586	8	0.615	71.85	1:10.977
3	7		Stephen KERSHAW		Leystone JH003	9:45.897	8	2.926	71.57	1:11.747
4	46		John BOWLES		Ray 87	9:52.900	8	9.929	70.72	1:11.703
5	21		Ian JORDAN		Sheane 98	9:53.340	8	10.369	70.67	1:11.013
6	38		David HEAVEY		Leystone JH002	9:53.919	8	10.948	70.60	1:11.040
7	24		Alan ROBINSON		Leystone AHS	9:58.613	8	15.642	70.05	1:12.851
8	59		Bill STENNING		Spyder	10:01.332	8	18.361	69.73	1:11.443
9	23		Adrian WESTON		Formula Vee	10:08.247	8	25.276	68.94	1:13.546
10	29		Simon LIVESLEY		Scarab Mk 4	10:18.848	8	35.877	67.75	1:14.403
11	50		James B CONYERS		Conyers V2	10:20.474	8	37.503	67.58	1:12.388
12	49		Graeme WHITING		Spyder	10:21.339	8	38.368	67.48	1:14.349
13	85		Tony DOWSON		Sheane	10:23.462	8	40.491	67.25	1:14.980
14	61		Alasdair JOHNSON		Sheane AHS	10:33.074	8	50.103	66.23	1:14.950
15	91		Paul NICHOLLS		Leystone JH02 AHS	10:33.466	8	50.495	66.19	1:15.294
16	18		Tim PROBERT		Scarab Mk II	10:33.940	8	50.969	66.14	1:15.621
17	77		Jake OLIVEIRA		Sheane Mk I	10:40.601	8	57.630	65.45	1:13.234
18	41		Tony MITCHELL		Scarab	10:41.131	8	58.160	65.40	1:16.547
19	40		Charlie REILLY		Sheane	10:53.538	8	1:10.567	64.16	1:19.488
20	26		Peter ANDREWS		Sheane 2001	10:55.189	7	1 LAP	56.00	1:20.162

NOT CLASSIFIED

60	Bob HIGGINS	Sheane	4:10.100	3	D.N.F.	62.87	1:17.791
22	Stephen GLASSWELL	Sheane 97	10:52.926	2	N.C.F.	16.05	1:17.077

FASTEST LAP

82	Robert DAGG	Scarab Mk2	1:10.977	5	73.84mph	118.84kph
----	-------------	------------	----------	---	----------	-----------

Non-starters: 12, 55, 62 & 86
Weather/Track: Overcast/Wet

MST sports timing

Pembrey
Circuit Length = 1.4560 miles.
Start: 10:43

Clerk of Course: <i>W. H. H. 11:27</i>	Stewards:	Timekeeper: <i>R</i>
---	-----------	-------------------------

**750 Motor Club Formula Vee
Provisional Results Race 14 AMENDED**

POS	NO	CL	NAME	NAT	ENTRY	TIME	LAPS	GAP	MPH	BEST
1	56		Neale BLUNDEN		TTM Veetech	11:53.871	10		73.42	1:10.097
2	1		Jeremy CLARK		Spyder GAC	11:57.467	10	3.596	73.05	1:10.266
3	2		Trevor WELSH		Leystone 2001	11:57.537	10	3.666	73.05	1:10.071
4	28		Patrick SHERRINGTON		Scarab Mk2	12:00.551	10	6.680	72.74	1:10.862
5	57		Neil CHILLESTONE		Scarab Mk2	12:10.354	10	16.483	71.76	1:11.900
6	27		Nik BAATZ		Sheane AHS	12:11.793	10	17.922	71.62	1:11.920
7	35		Mike JENVEY		Sheane	12:18.096	10	24.225	71.01	1:10.800
8	68		Steven OUGH		Leystone	12:20.334	10	26.463	70.80	1:12.179
9	7		Stephen KERSHAW		Leystone JH003	12:21.839	10	27.968	70.65	1:12.151
10	21		Ian JORDAN		Sheane 98	12:41.708	10	47.837	68.81	1:12.625
11	46		John BOWLES		Ray 87	12:43.653	10	49.782	68.63	1:13.108
12	15		Ken ELLIOTT		Leystone JH002	12:45.943	10	52.072	68.43	1:13.696
13	59		Bill STENNING		Spyder	12:46.387	10	52.516	68.39	1:13.521
14	82		Robert DAGG		Scarab Mk2	12:47.360	10	53.489	68.30	1:14.062
15	23		Adrian WESTON		Formula Vee	12:53.188	10	59.317	67.79	1:14.423
16	38		David HEAVEY		Leystone JH002	12:56.109	10	1:02.238	67.53	1:14.769
17	49		Graeme WHITING		Spyder	13:07.410	10	1:13.539	66.56	1:16.116
18	24		Alan ROBINSON		Leystone AHS	13:09.744	10	1:15.873	66.37	1:14.378
19	61		Alasdair JOHNSON		Sheane AHS	13:10.257	10	1:16.386	66.32	1:16.007
20	91		Paul NICHOLLS		Leystone JH02 AHS	11:55.469	9	1 LAP	65.93	1:16.578
21	29		Simon LIVESLEY		Scarab Mk 4	11:57.308	9	1 LAP	65.76	1:17.099
22	18		Tim PROBERT		Scarab Mk II	12:29.043	9	1 LAP	62.98	1:19.201

NOT CLASSIFIED

90	Ian BUXTON	Leystone	8:39.637	7	D.N.F.	70.60	1:11.959
43	John STAPLETON	Leystone JH002	9:08.763	6	D.N.F.	57.31	1:15.035
50	James B CONYERS	Conyers V2	4:07.827	3	D.N.F.	63.45	1:17.492

FASTEST LAP

2	Trevor WELSH	Leystone 2001	1:10.071	6	74.80mph	120.38kph
---	--------------	---------------	----------	---	----------	-----------

No 77 excluded: Championship reg. 4.1.2
Non-starters: 45 & 85

Weather/Track: Raining/Wet

MST sports timing

Pembrey
Circuit Length = 1.4560 miles.
Start: 12:08

Clock of Course:  13:41	Stewards:	Timekeeper: 
---	-----------	--

750 Motor Club Formula Vee Provisional Results Race 7

POS	NO	CL	NAME	NAT	ENTRY	TIME	LAPS	GAP	MPH	BEST
1	2		Trevor WELSH		Leastone 2001	9:24.089	8		74.33	1:08.949
2	56		Neale BLUNDEN		TTM Veetech	9:27.599	8	3.510	73.87	1:08.267
3	1		Jeremy CLARK		Spyder GAC	9:27.919	8	3.830	73.83	1:08.843
4	35		Mike JENVEY		Sheane	9:39.866	8	15.777	72.31	1:10.193
5	90		Ian BUXTON		Leastone	9:40.623	8	16.534	72.22	1:10.671
6	28		Patrick SHERRINGTON		Scarab Mk2	9:41.882	8	17.793	72.06	1:08.817
7	7		Stephen KERSHAW		Leastone JH003	9:43.370	8	19.281	71.88	1:11.070
8	43		John STAPLETON		Leastone JH002	9:43.420	8	19.331	71.87	1:09.624
9	68		Steven OUGH		Leastone	9:50.051	8	25.962	71.06	1:10.751
10	27		Nik BAATZ		Sheane AHS	9:51.428	8	27.339	70.90	1:10.017
11	57		Neil CHILLEYSTONE		Scarab Mk2	9:51.665	8	27.576	70.87	1:10.861
12	24		Alan ROBINSON		Leastone AHS	10:01.415	8	37.326	69.72	1:12.721
13	50		James B CONYERS		Conyers V2	10:01.929	8	37.840	69.66	1:12.813
14	38		David HEAVEY		Leastone JH002	10:03.057	8	38.968	69.53	1:10.870
15	46		John BOWLES		Ray 87	10:03.631	8	39.542	69.46	1:12.437
16	86		Richard HARRIS		Sheane AHS 97/02	10:03.864	8	39.775	69.44	1:12.504
17	23		Adrian WESTON		Formula Vee	10:11.223	8	47.134	68.60	1:13.940
18	77		Jake OLIVEIRA		Sheane Mk I	10:18.333	8	54.244	67.81	1:12.001
19	49		Graeme WHITING		Spyder	10:33.817	8	1:09.728	66.15	1:15.249

NOT CLASSIFIED

82	Robert DAGG	Scarab Mk2	7:35.437	6	D.N.F.	69.05	1:12.400
22	Stephen GLASSWELL	Sheane 97	7:55.087	6	D.N.F.	66.19	1:14.638

FASTEST LAP

56	Neale BLUNDEN	TTM Veetech	1:08.267	6	76.78mph	123.56kph
----	---------------	-------------	----------	---	----------	-----------

No 5 Excluded: Careless driving
Non-starters: 12, 15, 21, 45, 59 & 85

MST sports timing

Pembrey
Circuit Length = 1.4560 miles.
Start: 16:03

Clerk of Course: 	Stewards:	Timekeeper: 
---	-----------	--

750 Motor Club Formula Vee Provisional Results Race 4

POS	NO	CL	NAME	NAT	ENTRY	TIME	LAPS	GAP	MPH	BEST
1	1		Jeremy CLARK		Spyder GAC	10:55.932	10		79.91	1:03.972
2	43		John STAPLETON		Leastone JH002	11:07.215	10	11.283	78.55	1:05.400
3	90		Ian BUXTON		Leastone	11:10.156	10	14.224	78.21	1:05.951
4	15		Ken ELLIOTT		Leastone JH002	11:21.271	10	25.339	76.93	1:05.665
5	57		Neil CHILLEYSTONE		Scarab Mk2	11:21.354	10	25.422	76.92	1:05.082
6	24		Alan ROBINSON		Leastone AHS	11:22.393	10	26.461	76.81	1:06.489
7	46		John BOWLES		Ray 87	11:25.172	10	29.240	76.50	1:05.895
8	45		Dan ASPREY		Sheane Mark II	11:25.323	10	29.391	76.48	1:05.721
9	77		Jake OLIVEIRA		Sheane Mk I	11:29.228	10	33.296	76.05	1:06.794
10	23		Adrian WESTON		Formula Vee	11:29.575	10	33.643	76.01	1:06.729
11	50		James B CONYERS		Conyers V2	11:29.810	10	33.878	75.98	1:06.274
12	86		Richard HARRIS		Sheane AHS 97/02	11:33.576	10	37.644	75.57	1:06.742
13	85		Tony DOWSON		Sheane	11:39.279	10	43.347	74.95	1:06.553
14	49		Graeme WHITING		Spyder	11:39.573	10	43.641	74.92	1:07.701
15	22		Stephen GLASSWELL		Sheane 97	11:41.633	10	45.701	74.70	1:07.216
16	41		Tony MITCHELL		Scarab	11:55.434	10	59.502	73.26	1:09.125
17	29		Simon LIVESLEY		Scarab Mk 4	11:55.484	10	59.552	73.25	1:09.515
18	91		Paul NICHOLLS		Leastone JH02 AHS	11:57.997	10	1:02.065	73.00	1:08.985
19	61		Alasdair JOHNSON		Sheane AHS	11:11.560	9	1 LAP	70.24	1:11.009
20	60		Bob HIGGINS		Sheane	11:17.393	9	1 LAP	69.64	1:10.480
21	26		Peter ANDREWS		Sheane 2001	11:25.232	9	1 LAP	68.84	1:13.358
22	40		Charlie REILLY		Sheane	11:27.030	9	1 LAP	68.66	1:12.262
23	83		Brehmer DETLEF		Leastone 2001	11:10.241	8	2 LAPS	62.56	1:18.250
24	18		Tim PROBERT		Scarab Mk II	11:17.114	8	2 LAPS	61.92	1:11.455

NOT CLASSIFIED

55	Jon RANDALL	Kaimann	4:58.121	4	D.N.F.	70.32	1:09.019
----	-------------	---------	----------	---	--------	-------	----------

FASTEST LAP

1	Jeremy CLARK	Spyder GAC	1:03.972	6	81.93mph	131.86kph
---	--------------	------------	----------	---	----------	-----------

Non-starter: 62
Weather/Track: Bright/Dry

Pembrey
Circuit Length = 1.4560 miles.
Start: 13:43

MST sports timing

Clerk of Course:  14.04	Stewards:	Timekeeper: 
---	-----------	--

**750 Motor Club Kit Cars Class A
Provisional Results Race 1**

POS	NO	CL	NAME	NAT	ENTRY	TIME	LAPS	GAP	MPH	BEST
1	37	A	David ROBINSON		Sylva Striker	11:27.456	10		76.24	1:05.799
2	51	A	Tony ABSOLOM		Sylva Striker	11:32.971	10	5.515	75.64	1:06.705
3	14	A	Mike TOPP		Procomp LA Gold	11:33.262	10	5.806	75.60	1:06.491
4	75	A	Matthew LEWIS		Eldon Roadster	11:41.648	10	14.192	74.70	1:06.222
5	13	A	Graham DASH		Sylva Striker	11:47.431	10	19.975	74.09	1:07.603
6	12	A	Jamie PACKHAM		Fisher Fury	12:01.355	10	33.899	72.66	1:10.346
7	89	A	Mark MATTHEWS		Marlin Sportster	12:10.259	10	42.803	71.77	1:08.730
8	82	A	Chris BROWN		Sylva Striker	12:11.215	10	43.759	71.68	1:10.657
9	26	A	Peter ROWNEY		Westfield SEi	12:16.797	10	49.341	71.14	1:10.525
10	84	A	Wicher KIST		Westfield SEW	12:17.498	10	50.042	71.07	1:08.983
11	69	A	Nick CRADDOCK		Sylva Phoenix	12:21.110	10	53.654	70.72	1:09.587
12	16	A	Anton LANDON		Westfield SE	11:51.624	9	1 LAP	66.29	1:13.130
13	40	A	Mark ALLCOCK		Dutton Melos	11:51.802	9	1 LAP	66.27	1:14.324
NOT CLASSIFIED										
39	A	Dan COMPTON		Sylva Mk2	7:55.449	6	D.N.F.	66.14	1:10.024	
FASTEST LAP										
37	A	David ROBINSON		Sylva Striker	1:05.799	7	79.66mph	128.20kph		

Weather/Track: Cloudy/Damp

MST sports timing

Pembrey
Circuit Length = 1.4560 miles.
Start 11:20

Clerk of Course: <i>Wentler 11:40</i>	Stewards:	Timekeeper: <i>[Signature]</i>
--	-----------	-----------------------------------

750 Motor Club Kit Cars Class B

Provisional Results Race 2

POS	NO	CL	NAME	NAT	ENTRY	TIME	LAPS	GAP	MPH	BEST
1	38	B	Steve TAYLOR		Sylva Phoenix	11:06.364	10		78.66	1:05.488
2	45	B	Brian DEAN		Sylva Striker Mk2	11:17.930	10	11.566	77.31	1:05.363
3	4	B	Simon CHILDS		Sylva Phoenix	11:17.990	10	11.626	77.31	1:05.389
4	62	B	Clive HUDSON		Sylva Phoenix	11:20.402	10	14.038	77.03	1:05.763
5	41	B	Steve OWEN		Sylva Clubman	11:21.517	10	15.153	76.91	1:06.049
6	6	B	Andrew OWEN		Sylva Phoenix	11:25.606	10	19.242	76.45	1:06.015
7	53	B	Andy HILEY		Locost	11:25.724	10	19.360	76.43	1:05.430
8	65	B	Richard CLOUGH		Sylva Stryker	11:27.100	10	20.736	76.28	1:05.912
9	48	B	Jim GOODWIN		Sylva Striker	11:36.055	10	29.691	75.30	1:07.582
10	25	B	Jonathan BARNETT		Sylva Phoenix	11:38.249	10	31.885	75.06	1:06.627
11	88	B	Bryan HEALEY		Sylva Striker	11:38.279	10	31.915	75.06	1:07.611
12	71	B	Matt JONES		Westfield SE	11:41.461	10	35.097	74.72	1:06.754
13	21	B	Nigel BROWN		Sylva Phoenix	11:42.349	10	35.985	74.63	1:07.233
14	44	B	Richard JOHNSTON		Sylva Phoenix	11:43.065	10	36.701	74.55	1:07.147
15	20	B	Robert PUTNAM		Procomp LA Gold	11:51.155	10	44.791	73.70	1:08.904
16	90	B	Tony SOUTHGATE		Sylva Phoenix	11:52.162	10	45.798	73.60	1:07.420
17	15	B	Keith SMALLWOOD		Sylva Striker IRS	11:57.419	9	1 LAP	65.75	1:14.922

FASTEST LAP

45	B	Brian DEAN	Sylva Striker Mk2	1:05.363	5	80.19mph	129.05kph
----	---	------------	-------------------	----------	---	----------	-----------

NEW LAP RECORD
Weather/Track: Cloudy/Dry

MST sports timing

Pembrey
Circuit Length = 1.4560 miles.
Start: 11:38

Clerk of Course: 	Stewards:	Timekeeper: 
---	-----------	--

**750 Motor Club 7 Series
Provisional Results Race 3**

POS	NO	CL	NAME	NAT	ENTRY	TIME	LAPS	GAP	MPH	BEST
1	99	A	Martin STEWART		Caterham Super 7	16:01.220	15		81.79	1:02.863
2	44	A	William MITCHAM		Caterham 7	16:17.320	15	16.100	80.44	1:03.127
3	10	A	David LITCHFIELD		Caterham 7	16:19.849	15	18.629	80.24	1:03.110
4	22	A	Bruce WHITE		Caterham	16:32.412	15	31.192	79.22	1:03.265
5	21	A	Peter RATCLIFF		Caterham 7	16:35.058	15	33.838	79.01	1:02.473
6	63	A	Andy TOONE		Caterham 7	16:39.992	15	38.772	78.62	1:04.732
7	25	A	Peter LAWRENCE		Caterham Superlight	16:43.720	15	42.500	78.33	1:04.220
8	5	B	John BENFIELD		Caterham 7	16:08.252	14	1 LAP	75.78	1:06.441
9	3	B	Tim LAMB		Caterham 7	16:14.545	14	1 LAP	75.29	1:07.444
10	32	C	Terry CLARK		Caterham 7	16:20.575	14	1 LAP	74.83	1:07.785
11	14	B	Neil HINSON		Caterham Roadsport	16:23.307	14	1 LAP	74.62	1:06.596
12	68	B	Richard WEBB		Caterham 7	16:25.188	14	1 LAP	74.48	1:08.115
13	97	A	Peter FRENCH		Caterham Superlight	16:29.059	14	1 LAP	74.19	1:07.583
14	90	C	Guy SKINNER		Caterham 7	16:31.638	14	1 LAP	74.00	1:08.878
15	29	C	Ken BAIRD		Caterham 7	16:32.352	14	1 LAP	73.94	1:07.029
16	77	C	Steve HINDLE		Caterham 7 Academy	16:49.956	14	1 LAP	72.65	1:09.583
17	79	C	Mark HARRIS		Caterham	16:52.068	14	1 LAP	72.50	1:08.362

NOT CLASSIFIED

31	B	Mark STUART	Caterham Roadsport	10:16.369	9	D.N.F.	76.53	1:06.607
34	B	Steve ROGERS	Caterham K Series	10:47.694	9	D.N.F.	72.83	1:07.259

FASTEST LAP

21	A	Peter RATCLIFF	Caterham 7	1:02.473	15	83.90mph	135.02kph
5	B	John BENFIELD	Caterham 7	1:06.441	13	78.89mph	126.96kph
29	C	Ken BAIRD	Caterham 7	1:07.029	7	78.19mph	125.84kph

LAP RECORD CLASS A
Weather/Track: Bright/Dry

MST sports timing

Pembrey
Circuit Length = 1.4560 miles.
Start: 11:55

Clerk of Course:  12:18	Stewards:	Timekeeper: 
---	-----------	--

750 Motor Club Formula 4 Provisional Results Race 5

POS	NO	CL	NAME	NAT	ENTRY	TIME	LAPS	GAP	MPH	BEST
1	14	A	Damon BLAND		Van Diemen RF86	14:45.451	14		82.87	58.189
2	3	A	Erwin SMIECH		Reynard SF86	14:47.260	14	1.809	82.70	58.231
3	10	A	John WOODWARD		Delta	14:48.384	14	2.933	82.60	59.443
4	11	A	Chris KITE		Dallara 394	15:02.021	14	16.570	81.35	59.278
5	45	D	Ashley EDWARDS		Van Diemen RF98	15:09.889	14	24.438	80.65	1:01.463
6	99	A	Charles ADRIAN		Van Diemen FR 93	15:10.359	14	24.908	80.60	1:01.066
7	16	D	John MOORE		Van Dieman VD95	15:15.889	14	30.438	80.12	1:01.899
8	6	A	David LONGSTAFF		Ray 89F	15:16.815	14	31.364	80.04	1:02.232
9	70	A	Ewen SERGISON		Eclipse F4	15:44.506	14	59.055	77.69	1:01.426
10	80	A	Peter MONK		Lotus FVL	15:01.925	13	1 LAP	75.55	1:05.174
11	71	A	Jock SERGISON		Highlander	15:32.799	13	1 LAP	73.05	1:06.908

NOT CLASSIFIED

44	A	Clive YORATH		Magnum	14:33.806	10	D.N.F.	59.98	1:21.356
22	D	Kevin GILLESPIE		Van Diemen 97	6:17.265	6	D.N.F.	83.36	1:01.071
29	B	Andrew LEVISTON		Van Diemen RF82	3:31.107	3	D.N.F.	74.48	1:07.921
33	B	Stephen WARD		Van Diemen	1:08.852	1	D.N.F.	76.12	1:08.852
26	D	Barry POMFRET		Van Diemen RF98	1:09.203	1	D.N.F.	75.74	1:09.203

FASTEST LAP

14	A	Damon BLAND		Van Diemen RF86	58.189	14	90.07mph	144.96kph
22	D	Kevin GILLESPIE		Van Diemen 97	1:01.071	6	85.82mph	138.12kph
29	B	Andrew LEVISTON		Van Diemen RF82	1:07.921	3	77.17mph	124.19kph

CLASS A & D LAP RECORD
Weather/Track: Cloudy/Dry

Pembrey
Circuit Length = 1.4560 miles.
Start: 14:06

MST sports timing

Clerk of Course:  12:50	Stewards:	Timekeeper: 
---	-----------	--

**750MC Locost
Provisional Results Race 6**

POS	NO	CL	NAME	NAT	ENTRY	TIME	LAPS	GAP	MPH	BEST
1	1		Darryl BECKWITH		Locost	12:22.425	10		70.60	1:12.763
2	70		James GRANTHAM		Locost	12:25.725	10	3.300	70.28	1:12.586
3	3		Darren BANKS		Locost	12:26.045	10	3.620	70.25	1:11.941
4	52		Simon READ		Locost	12:27.071	10	4.646	70.16	1:12.368
5	9		Andrew CRAPNELL		Locost	12:27.543	10	5.118	70.11	1:12.946
6	15		Richard CARTLEDGE		Locost	12:28.068	10	5.643	70.06	1:13.015
7	6		Tim GRAY		Locost	12:28.347	10	5.922	70.04	1:12.600
8	33		Chris JAMES		Locost	12:28.873	10	6.448	69.99	1:12.505
9	62		Brian MITCHAM		Locost	12:29.179	10	6.754	69.96	1:11.922
10	5		Malcolm MITTON		Locost	12:33.963	10	11.538	69.52	1:13.500
11	7		Royce GREY		Locost	12:36.187	10	13.762	69.31	1:12.729
12	73		Ged SIDNELL		Locost	12:36.609	10	14.184	69.27	1:13.828
13	41		Brett TOWNSEND		Locost	12:37.065	10	14.640	69.23	1:13.081
14	97		Andy HERRING		Locost	12:40.757	10	18.332	68.90	1:13.660
15	30		Ian COLLINS		Locost	12:54.317	10	31.892	67.69	1:15.031
16	49		Mark CRANKSHAW		Locost	12:54.752	10	32.327	67.65	1:14.454
17	51		Helen SAUNDERS		Locost	12:56.638	10	34.213	67.49	1:14.884
18	36		Danny CASSAR		Locost	12:56.791	10	34.366	67.47	1:14.743
19	39		Colin BECKWITH		Locost	12:59.450	10	37.025	67.24	1:14.496
20	11		Ivan THOMAS		Locost	13:02.498	10	40.073	66.98	1:15.777
21	18		Philip O'HALLORAN		Locost	13:02.691	10	40.266	66.96	1:15.820
22	32		Derek LINLEY		Locost	13:03.655	10	41.230	66.88	1:15.833
23	59		David BRAILEY		Locost	13:35.940	10	1:13.515	64.24	1:18.619
24	99		Stuart JAMES		Locost	13:36.607	10	1:14.182	64.18	1:18.474
25	48		Ian McLAUGHLIN		Locost	13:37.229	10	1:14.804	64.13	1:19.051

FASTEST LAP

62	Brian MITCHAM	Locost	1:11.922	9	72.87mph	117.28kph
----	---------------	--------	----------	---	----------	-----------

Non-starter: 45
Weather/Track: Cloudy/Damp

Pembrey
Circuit Length = 1.4560 miles.
Start: 10:52

MST sports timing

Clerk of Course: 	Stewards:	Timekeeper: 
---	-----------	--

750 Motor Club Formula Vee Combined Race Fast Laps

POS	NO	CL	NAME	NAT	ENTRY	FIRST		SECOND		GAP
						TIME	LAPS	TIME	LAPS	
1	1		Jeremy CLARK		Spyder GAC	1:03.972	10	1:08.843	8	
2	57		Neil CHILLEYSTONE		Scarab Mk2	1:05.082	10	1:10.861	8	1.110
3	43		John STAPLETON		Leystone JH002	1:05.400	10	1:09.624	8	1.428
4	15		Ken ELLIOTT		Leystone JH002	1:05.665	10		0	1.693
5	45		Dan ASPREY		Sheane Mark II	1:05.721	10		0	1.749
6	46		John BOWLES		Ray 87	1:05.895	10	1:12.437	8	1.923
7	90		Ian BUXTON		Leystone	1:05.951	10	1:10.671	8	1.979
8	50		James B CONYERS		Conyers V2	1:06.274	10	1:12.813	8	2.302
9	24		Alan ROBINSON		Leystone AHS	1:06.489	10	1:12.721	8	2.517
10	85		Tony DOWSON		Sheane	1:06.553	10		0	2.581
11	23		Adrian WESTON		Formula Vee	1:06.729	10	1:13.940	8	2.757
12	86		Richard HARRIS		Sheane AHS 97/02	1:06.742	10	1:12.504	8	2.770
13	77		Jake OLIVEIRA		Sheane Mk I	1:06.794	10	1:12.001	8	2.822
14	22		Stephen GLASSWELL		Sheane 97	1:07.216	10	1:14.638	6	3.244
15	49		Graeme WHITING		Spyder	1:07.701	10	1:15.249	8	3.729
16	56		Neale BLUNDEN		TTM Veetech		0	1:08.267	8	4.295
17	5		Bill BURNETT		Sheane		0	1:08.600	8	4.628
18	28		Patrick SHERRINGTON		Scarab Mk2		0	1:08.817	8	4.845
19	2		Trevor WELSH		Leystone 2001		0	1:08.949	8	4.977
20	91		Paul NICHOLLS		Leystone JH02 AHS	1:08.985	10		0	5.013
21	55		Jon RANDALL		Kaimann	1:09.019	4		0	5.047
22	41		Tony MITCHELL		Scarab	1:09.125	10		0	5.153
23	29		Simon LIVESLEY		Scarab Mk 4	1:09.515	10		0	5.543
24	27		Nik BAATZ		Sheane AHS		0	1:10.017	8	6.045
25	35		Mike JENVEY		Sheane		0	1:10.193	8	6.221
26	60		Bob HIGGINS		Sheane	1:10.480	9		0	6.508
27	68		Steven OUGH		Leystone		0	1:10.751	8	6.779
28	38		David HEAVEY		Leystone JH002		0	1:10.870	8	6.898
29	61		Alasdair JOHNSON		Sheane AHS	1:11.009	9		0	7.037
30	7		Stephen KERSHAW		Leystone JH003		0	1:11.070	8	7.098
31	18		Tim PROBERT		Scarab Mk II	1:11.455	8		0	7.483
32	40		Charlie REILLY		Sheane	1:12.262	9		0	8.290
33	82		Robert DAGG		Scarab Mk2		0	1:12.400	6	8.428
34	26		Peter ANDREWS		Sheane 2001	1:13.358	9		0	9.386
35	83		Brehmer DETLEF		Leystone 2001	1:18.250	8		0	14.278

Race 1 was dry, race 2 was wet.

Pembrey
Circuit Length = 1.4560 miles.

MST sports timing

Clerk of Course:	Stewards:	Timekeeper:
------------------	-----------	-------------

**750 Motor Club Kit Cars Class A
Provisional Results Race 8**

POS	NO	CL	NAME	NAT	ENTRY	TIME	LAPS	GAP	MPH	BEST
1	37	A	David ROBINSON		Sylva Striker	12:39.101	10		69.05	1:13.162
2	14	A	Mike TOPP		Procomp LA Gold	12:47.561	10	8.460	68.28	1:14.353
3	13	A	Graham DASH		Sylva Striker	12:54.940	10	15.839	67.63	1:15.945
4	89	A	Mark MATTHEWS		Marlin Sportster	13:01.579	10	22.478	67.06	1:16.372
5	84	A	Wicher KIST		Westfield SEW	13:04.642	10	25.541	66.80	1:15.629
6	51	A	Tony ABSOLOM		Sylva Striker	13:09.191	10	30.090	66.41	1:16.018
7	75	A	Matthew LEWIS		Eldon Roadster	13:09.406	10	30.305	66.39	1:15.361
8	12	A	Jamie PACKHAM		Fisher Fury	13:19.119	10	40.018	65.59	1:17.655
9	26	A	Peter ROWNEY		Westfield SEi	13:23.036	10	43.935	65.27	1:18.383
10	69	A	Nick CRADDOCK		Sylva Phoenix	12:42.163	9	1 LAP	61.89	1:21.669
11	40	A	Mark ALLCOCK		Dutton Melos	12:42.744	9	1 LAP	61.84	1:21.383
12	16	A	Anton LANDON		Westfield SE	13:32.743	9	1 LAP	58.04	1:25.345


FASTEST LAP

37	A	David ROBINSON	Sylva Striker	1:13.162	5	71.64mph	115.29kph
----	---	----------------	---------------	----------	---	----------	-----------

Non-starters: 39 & 82
Weather/Track: Cloudy/Wet

Pembrey
Circuit Length = 1.4560 miles.
Start: 10:21

MST sports timing

Clerk of Course:  16:41	Stewards:	Timekeeper: 
--	-----------	--

**750 Motor Club Kit Cars Class B
Provisional Results Race 9**

POS	NO	CL	NAME	NAT	ENTRY	TIME	LAPS	GAP	MPH	BEST
1	38	B	Steve TAYLOR		Sylva Phoenix	12:14.595	10		71.35	1:11.819
2	53	B	Andy HILEY		Locost	12:23.727	10	9.132	70.47	1:12.230
3	41	B	Steve OWEN		Sylva Clubman	12:24.366	10	9.771	70.41	1:12.575
4	45	B	Brian DEAN		Sylva Striker Mk2	12:26.441	10	11.846	70.22	1:11.564
5	4	B	Simon CHILDS		Sylva Phoenix	12:28.662	10	14.067	70.01	1:12.198
6	65	B	Richard CLOUGH		Sylva Stryker	12:30.212	10	15.617	69.86	1:12.929
7	6	B	Andrew OWEN		Sylva Phoenix	12:32.619	10	18.024	69.64	1:12.946
8	62	B	Clive HUDSON		Sylva Phoenix	12:33.822	10	19.227	69.53	1:13.008
9	25	B	Jonathan BARNETT		Sylva Phoenix	12:50.265	10	35.670	68.04	1:14.279
10	48	B	Jim GOODWIN		Sylva Striker	13:04.949	10	50.354	66.77	1:15.527
11	88	B	Bryan HEALEY		Sylva Striker	13:05.455	10	50.860	66.73	1:14.802
12	21	B	Nigel BROWN		Sylva Phoenix	13:05.856	10	51.261	66.69	1:14.879
13	44	B	Richard JOHNSTON		Sylva Phoenix	13:06.188	10	51.593	66.67	1:15.427
14	20	B	Robert PUTNAM		Procomp LA Gold	13:13.951	10	59.356	66.01	1:16.971
15	90	B	Tony SOUTHGATE		Sylva Phoenix	12:18.602	9	1 LAP	63.87	1:18.522
16	15	B	Keith SMALLWOOD		Sylva Striker IRS	13:27.191	9	1 LAP	58.44	1:22.881

NOT CLASSIFIED

71	B	Matt JONES	Westfield SE	10:35.131	8	D.N.F.	66.02	1:15.277
----	---	------------	--------------	-----------	---	--------	-------	----------

FASTEST LAP

45	B	Brian DEAN	Sylva Striker Mk2	1:11.564	8	73.24mph	117.87kph
----	---	------------	-------------------	----------	---	----------	-----------

Weather/Track: Raining/Wet

MST sports timing

Pembrey
Circuit Length = 1.4560 miles.
Start: 16:39

Clerk of Course:  16:59	Stewards:	Timekeeper: 
---	-----------	--

750 Motor Club 7 Series

Provisional Results Race 10

POS	NO	CL	NAME	NAT	ENTRY	TIME	LAPS	GAP	MPH	BEST
1	99	A	Martin STEWART		Caterham Super 7	19:32.821	15		67.03	1:16.229
2	21	A	Peter RATCLIFF		Caterham 7	19:34.930	15	2.109	66.91	1:14.751
3	22	A	Bruce WHITE		Caterham	19:49.740	15	16.919	66.08	1:16.965
4	10	A	David LITCHFIELD		Caterham 7	19:51.315	15	18.494	65.99	1:14.653
5	63	A	Andy TOONE		Caterham 7	19:52.131	15	19.310	65.95	1:14.671
6	34	B	Steve ROGERS		Caterham K Series	20:15.294	15	42.473	64.69	1:18.499
7	5	B	John BENFIELD		Caterham 7	20:21.100	15	48.279	64.38	1:16.974
8	14	B	Neil HINSON		Caterham Roadsport	20:25.183	15	52.362	64.17	1:17.656
9	29	C	Ken BAIRD		Caterham 7	20:38.541	15	1:05.720	63.48	1:19.507
10	3	B	Tim LAMB		Caterham 7	20:45.899	15	1:13.078	63.10	1:19.594
11	25	A	Peter LAWRENCE		Caterham Superlight	20:46.500	15	1:13.679	63.07	1:19.456
12	32	C	Terry CLARK		Caterham 7	20:49.752	15	1:16.931	62.91	1:20.145
13	90	C	Guy SKINNER		Caterham 7	19:37.965	14	1 LAP	62.29	1:22.303
14	77	C	Steve HINDLE		Caterham 7 Academy	19:44.573	14	1 LAP	61.94	1:19.735
15	79	C	Mark HARRIS		Caterham	19:44.981	14	1 LAP	61.92	1:19.161
16	68	B	Richard WEBB		Caterham 7	20:27.434	14	1 LAP	59.78	1:25.705
17	97	A	Peter FRENCH		Caterham Superlight	20:50.396	14	1 LAP	58.68	1:25.469

NOT CLASSIFIED

44	A	William MITCHAM		Caterham 7	15:53.398	12	D.N.F.	65.97	1:17.190
----	---	-----------------	--	------------	-----------	----	--------	-------	----------

FASTEST LAP

10	A	David LITCHFIELD		Caterham 7	1:14.653	15	70.21mph	112.99kph
5	B	John BENFIELD		Caterham 7	1:16.974	14	68.09mph	109.58kph
79	C	Mark HARRIS		Caterham	1:19.161	14	66.21mph	106.56kph

Non-starter: 31
Weather/Track: Raining/Wet

MST sports timing

Pembrey
Circuit Length = 1.4560 miles.
Start: 16:58

Clark of Course:  17 25	Stewards:	Timekeeper: 
--	-----------	--

750MC Locost

Provisional Results Race 12

POS	NO	CL	NAME	NAT	ENTRY	TIME	LAPS	GAP	MPH	BEST
1	70		James GRANTHAM		Locost	13:37.869	10		64.08	1:19.890
2	9		Andrew CRAPNELL		Locost	13:38.466	10	0.597	64.04	1:19.621
3	15		Richard CARTLEDGE		Locost	13:38.644	10	0.775	64.02	1:19.668
4	3		Darren BANKS		Locost	13:39.546	10	1.677	63.95	1:18.972
5	6		Tim GRAY		Locost	13:40.263	10	2.394	63.90	1:19.971
6	7		Royce GREY		Locost	13:43.751	10	5.882	63.63	1:19.908
7	1		Darryl BECKWITH		Locost	13:44.944	10	7.075	63.53	1:20.184
8	45		Bruno VIANA		Locost	13:46.707	10	8.838	63.40	1:18.802
9	97		Andy HERRING		Locost	13:46.851	10	8.982	63.39	1:20.284
10	33		Chris JAMES		Locost	13:51.723	10	13.854	63.02	1:21.675
11	5		Malcolm MITTON		Locost	13:55.177	10	17.308	62.76	1:21.126
12	41		Brett TOWNSEND		Locost	13:55.814	10	17.945	62.71	1:20.995
13	49		Mark CRANKSHAW		Locost	13:58.706	10	20.837	62.49	1:21.109
14	30		Ian COLLINS		Locost	14:00.351	10	22.482	62.37	1:21.018
15	52		Simon READ		Locost	14:12.249	10	34.380	61.50	1:20.141
16	62		Brian MITCHAM		Locost	14:24.372	10	46.503	60.64	1:21.148
17	32		Derek LINLEY		Locost	14:27.312	10	49.443	60.43	1:23.200
18	11		Ivan THOMAS		Locost	14:29.797	10	51.928	60.26	1:23.646
19	73		Ged SIDNELL		Locost	14:30.163	10	52.294	60.23	1:22.741
20	48		Ian McLAUGHLIN		Locost	14:33.236	10	55.367	60.02	1:23.325
21	18		Philip O'HALLORAN		Locost	14:34.416	10	56.547	59.94	1:24.362
22	99		Stuart JAMES		Locost	14:34.871	10	57.002	59.91	1:21.513
23	59		David BRAILEY		Locost	14:35.463	10	57.594	59.87	1:23.523
24	51		Helen SAUNDERS		Locost	14:36.263	10	58.394	59.81	1:24.403
25	36		Danny CASSAR		Locost	14:44.662	10	1:06.793	59.25	1:24.732
26	39		Colin BECKWITH		Locost	14:57.837	10	1:19.968	58.38	1:24.184

FASTEST LAP

45	Bruno VIANA	Locost	1:18.802	10	66.51mph	107.04kph
----	-------------	--------	----------	----	----------	-----------

Weather/Track: Cloudy/Wet

MST sports timing

Pembrey
Circuit Length = 1.4560 miles.
Start: 11:14

Clerk of Course: 	Stewards:	Timekeeper: 
---	-----------	--

750 Motor Club Formula 4 Provisional Results Race 12

POS	NO	CL	NAME	NAT	ENTRY	TIME	LAPS	GAP	MPH	BEST
1	11	A	Chris KITE		Dallara 394	13:31.052	12		77.55	1:06.202
2	3	A	Erwin SMIECH		Reynard SF86	13:31.905	12	0.853	77.47	1:05.950
3	14	A	Damon BLAND		Van Diemen RF86	13:34.520	12	3.468	77.22	1:06.234
4	99	A	Charles ADRIAN		Van Diemen FR 93	13:35.437	12	4.385	77.13	1:06.435
5	6	A	David LONGSTAFF		Ray 89F	13:53.586	12	22.534	75.45	1:07.064
6	83	A	Lee ATKINS		Van Diemen RF87	13:53.861	12	22.809	75.43	1:06.985
7	10	A	John WOODWARD		Delta	13:58.789	12	27.737	74.98	1:07.367
8	70	A	Ewen SERGISON		Eclipse F4	13:59.422	12	28.370	74.93	1:08.081
9	45	D	Ashley EDWARDS		Van Diemen RF98	14:01.993	12	30.941	74.70	1:08.818
10	22	D	Kevin GILLESPIE		Van Diemen 97	14:02.180	12	31.128	74.68	1:07.688
11	16	D	John MOORE		Van Dieman VD95	14:02.738	12	31.686	74.63	1:08.046
12	26	D	Barry POMFRET		Van Diemen RF98	14:04.566	12	33.514	74.47	1:07.965
13	29	B	Andrew LEVISTON		Van Diemen RF82	14:14.330	12	43.278	73.62	1:08.721
14	80	A	Peter MONK		Lotus FVL	14:07.209	11	1 LAP	68.05	1:14.087
15	71	A	Jock SERGISON		Highlander	14:24.119	11	1 LAP	66.72	1:15.976

NOT CLASSIFIED

44	A	Clive YORATH		Magnum	9:20.671	7	D.N.F.	65.44	1:16.196
----	---	--------------	--	--------	----------	---	--------	-------	----------

FASTEST LAP

3	A	Erwin SMIECH		Reynard SF86	1:05.950	7	79.47mph	127.90kph
22	D	Kevin GILLESPIE		Van Diemen 97	1:07.688	4	77.43mph	124.62kph
29	B	Andrew LEVISTON		Van Diemen RF82	1:08.721	4	76.27mph	122.75kph

Non-starter: 33

Weather/Track: Cloudy/Wet

MST sports timing

Pembrey
Circuit Length = 1.4560 miles.
Start: 11:39

Clerk of Course:  1205	Stewards:	Timekeeper: 
--	-----------	--

**750 Motor Club RGB Series
Provisional Results Race 15**

POS	NO	CL	NAME	NAT	ENTRY	TIME	LAPS	GAP	MPH	BEST
1	15	A	Andy CHARLESLEY		Fisher Fury	12:20.545	10		70.78	1:11.174
2	38	C	Steve KELSEY		MK Locost	12:24.874	10	4.329	70.36	1:12.812
3	60	A	Andy STERLING		Dax Rush	12:44.112	10	23.567	68.59	1:13.565
4	18	C	Graham HILLS		Fisher Fury	12:44.234	10	23.689	68.58	1:13.621
5	41	C	John STEWART		Stuart Taylor Locoblade	12:50.749	10	30.204	68.00	1:14.483
6	14	B	Ian HARRISON		Tiger B6	13:05.601	10	45.056	66.72	1:15.960
7	70	C	Gary KELLY		Westfield Megablade	13:10.503	10	49.958	66.30	1:16.831
8	66	B	Martin BELL		Fisher Fury	12:32.023	9	1 LAP	62.73	1:20.773

NOT CLASSIFIED

5	C	Matthew ROWE		Westfield Megablade	2:46.447	2	D.N.F.	62.98	1:19.650
---	---	--------------	--	---------------------	----------	---	--------	-------	----------

FASTEST LAP

15	A	Andy CHARLESLEY		Fisher Fury	1:11.174	2	73.64mph	118.52kph
38	C	Steve KELSEY		MK Locost	1:12.812	3	71.98mph	115.85kph
14	B	Ian HARRISON		Tiger B6	1:15.960	8	69.00mph	111.05kph

Non-starter: 16

ESTABLISH CLASS LAP RECORDS.

Weather/Track: Cloudy/Wet
MST sports timing

Pembrey
Circuit Length = 1.4560 miles.
Start: 12:33

Clerk of Course:  13:01	Stewards:	Timekeeper: 
---	-----------	--

**750 Motor Club 750 Formula
Provisional Results Race 16**

POS	NO	CL	NAME	NAT	ENTRY	TIME	LAPS	GAP	MPH	BEST
1	3		Mick HARRIS		Darvi 877	12:06.080	10		72.19	1:11.097
2	4		Antony RAINE		Centaur Mk16	12:12.331	10	6.251	71.57	1:10.992
3	7		Chris GOUGH		CGR1	12:15.308	10	9.228	71.28	1:10.940
4	1		Peter BOVE		Darvi 88/P	12:19.925	10	13.845	70.84	1:12.387
5	6		Paul MORRIS		Darvi 92J	12:46.170	10	40.090	68.41	1:14.385
6	43		Dick HARVEY		Darvi - 91D	12:46.484	10	40.404	68.38	1:14.064
7	42	B	Martin KEMP		Darvi Mk6	13:01.706	10	55.626	67.05	1:15.173
8	55	B	Roger ROWE		Centaur Mk20	13:02.137	10	56.057	67.01	1:16.031
9	8	B	Andrew LAKE		Darvi Mk5B	13:07.516	10	1:01.436	66.55	1:16.422
10	10		Rodney HILL		Mystic T4/21	13:11.148	10	1:05.068	66.25	1:16.910
11	66	B	William JOHNSTON		Centaur Mk16	12:11.622	9	1 LAP	64.47	1:16.729
12	2		Bob SIMPSON		SS Reliant	12:12.652	9	1 LAP	64.38	1:14.527
13	27	B	Sue BUXTON		Darvi Mk5/97	13:10.576	9	1 LAP	59.67	1:23.265
14	21	B	Ian ALLEN		Hague 81	13:13.000	9	1 LAP	59.48	1:23.502
15	23	B	David BASS		Time 3B	12:15.841	8	2 LAPS	56.98	1:21.459

NOT CLASSIFIED

25	B	Paul COLLINS		Centaur Mk 16	6:08.530	4	D.N.F.	56.89	1:24.583
5		Pete KNIPE		DNC F750	1:42.622	1	D.N.F.	51.07	1:42.622

FASTEST LAP

7		Chris GOUGH		CGR1	1:10.940	8	73.88mph	118.91kph
42	B	Martin KEMP		Darvi Mk6	1:15.173	4	69.72mph	112.21kph

Weather/Track: Overcast/Wet

MST sports timing

Pembrey
Circuit Length = 1.4560 miles.
Start: 12:57

Clerk of Course: <i>M.D. Worth</i> 1.19	Stewards:	Timekeeper: <i>[Signature]</i>
--	-----------	-----------------------------------

**KELSport/Club Lotus Roadsports
Provisional Results Race 17**

POS	NO	CL	NAME	NAT	ENTRY	TIME	LAPS	GAP	MPH	BEST
1	29	A	Keith AHLERS		Morgan +8	11:52.548	10		73.56	1:09.756
2	2	A	Mai DAVISON		Porsche 993	11:55.867	10	3.319	73.22	1:10.075
3	7	B	Robbie WATTS		Renault Spider	12:44.745	10	52.197	68.54	1:14.535
4	34	B	Andy DEMETRIOU		Renault Spyder	12:45.038	10	52.490	68.51	1:14.093
5	4	B	Stephen OLIVER		Lotus Elise	12:47.175	10	54.627	68.32	1:15.047
6	37	B	Paul KEEVILL		Lotus Elan	11:56.862	9	1 LAP	65.80	1:17.721
7	25	A	Doug ELLWOOD		TVR Griffith	12:04.112	9	1 LAP	65.14	1:18.406
8	12	C	Pete RICHARDS		Clan Crusader	12:07.994	9	1 LAP	64.80	1:18.751
9	33	C	Rob MOODY		Turner MkII	12:13.093	9	1 LAP	64.35	1:18.121
10	40	B	Alex GRAHAM		Renault Spyder	12:14.724	9	1 LAP	64.20	1:17.307
11	15	C	Steve JAY		Clan Crusader	12:55.305	9	1 LAP	60.84	1:23.981
12	3	C	Howard JONES		Ginetta G4	12:58.755	9	1 LAP	60.57	1:22.288
13	45	A	Richard SMITH		Porsche 924 Turbo	12:05.825	8	2 LAPS	57.77	1:25.090

FASTEST LAP

29	A	Keith AHLERS	Morgan +8	1:09.756	7	75.14mph	120.92kph
34	B	Andy DEMETRIOU	Renault Spyder	1:14.093	10	70.74mph	113.85kph
33	C	Rob MOODY	Turner MkII	1:18.121	5	67.09mph	107.98kph

Non-starters: 39 & 99
Weather/Track: Raining/Wet

Pembrey
Circuit Length = 1.4560 miles.
Start: 13:59

MST sports timing

Clerk of Course:  14:20	Stewards:	Timekeeper: 
---	-----------	--

MAN Trucks Sports Racing & GT
Provisional Results Race 18

POS	NO	CL	NAME	NAT	ENTRY	TIME	LAPS	GAP	MPH	BEST
1	98	A	Cheng LIM		AC Cobra	12:10.013	10		71.80	1:11.312
2	57	A	Nick TAYLOR		Gardner Douglas Cobra	12:28.138	10	18.125	70.06	1:11.586
3	17	A	Mike WALKER		Porsche 911	12:47.797	10	37.784	68.26	1:15.031
4	37	D	Andrew BURROWS		GTD T70 Spyder	12:55.906	10	45.893	67.55	1:13.234
5	9	B	Richard ABELS		Jaguar E Type	13:04.012	10	53.999	66.85	1:16.121
6	23	A	Stefan GILBOY		Hi-Tech Cobra	13:04.271	10	54.258	66.83	1:15.892
7	27	B	Graham PADDICK		Kougar Jaguar	13:23.322	10	1:13.309	65.24	1:17.983
8	1	C	Ken CULVERWELL		Westfield 11	13:23.575	10	1:13.562	65.22	1:18.054
9	18	A	Michael SHOOBRIDGE		DWR Cobra Replica	12:21.691	9	1 LAP	63.60	1:16.255
10	87	A	Robert DOWNEY		AC Cobra	12:42.441	9	1 LAP	61.87	1:19.319
11	21	D	Anna ROBINS		Reliant Sabre 6	12:55.420	9	1 LAP	60.83	1:22.355

FASTEST LAP

98	A	Cheng LIM	AC Cobra	1:11.312	9	73.50mph	118.29kph
37	D	Andrew BURROWS	GTD T70 Spyder	1:13.234	8	71.57mph	115.18kph
9	B	Richard ABELS	Jaguar E Type	1:16.121	9	68.85mph	110.81kph
1	C	Ken CULVERWELL	Westfield 11	1:18.054	7	67.15mph	108.07kph

Weather/Track: Overcast/Wet

MST sports timing

Pembrey
 Circuit Length = 1.4560 miles.
 Start: 14:19

Clerk of Course:  14:40	Stewards:	Timekeeper: 
---	-----------	--

**750 Motor Club RGB Series
Provisional Results Race 19**

POS	NO	CL	NAME	NAT	ENTRY	TIME	LAPS	GAP	MPH	BEST
1	15	A	Andy CHARLESLEY		Fisher Fury	12:01.812	10		72.61	1:10.425
2	5	C	Matthew ROWE		Westfield Megablade	12:25.517	10	23.705	70.30	1:12.544
3	60	A	Andy STERLING		Dax Rush	12:26.028	10	24.216	70.26	1:11.991
4	18	C	Graham HILLS		Fisher Fury	12:27.170	10	25.358	70.15	1:13.130
5	41	C	John STEWART		Stuart Taylor Locoblade	12:41.816	10	40.004	68.80	1:14.278
6	14	B	Ian HARRISON		Tiger B6	12:42.915	10	41.103	68.70	1:15.198
7	70	C	Gary KELLY		Westfield Megablade	13:09.715	10	1:07.903	66.37	1:17.024
8	66	B	Martin BELL		Fisher Fury	12:31.515	9	1 LAP	62.77	1:20.305

NOT CLASSIFIED

38	C	Steve KELSEY		MK Locost	10:57.004	9	D.N.F.	71.80	1:11.854
----	---	--------------	--	-----------	-----------	---	--------	-------	----------

FASTEST LAP

15	A	Andy CHARLESLEY		Fisher Fury	1:10.425	6	74.42mph	119.78kph
38	C	Steve KELSEY		MK Locost	1:11.854	3	72.94mph	117.39kph
14	B	Ian HARRISON		Tiger B6	1:15.198	5	69.70mph	112.17kph

Lap records class A, B & C
Weather/Track: Overcast/Wet

MST sports timing

Pembrey
Circuit Length = 1.4560 miles.
Start: 14:40

Clerk of Course: 	Stewards:	Timekeeper: 
---	-----------	--

**750 Motor Club 750 Formula
Provisional Results Race 20**

POS	NO	CL	NAME	NAT	ENTRY	TIME	LAPS	GAP	MPH	BEST
1	4		Antony RAINE		Centaur Mk16	11:59.321	10		72.86	1:10.381
2	3		Mick HARRIS		Darvi 877	11:59.419	10	0.098	72.85	1:10.011
3	1		Peter BOVE		Darvi 88/P	12:17.548	10	18.227	71.06	1:12.278
4	7		Chris GOUGH		CGR1	12:36.271	10	36.950	69.30	1:13.037
5	6		Paul MORRIS		Darvi 92J	12:39.163	10	39.842	69.04	1:14.472
6	2		Bob SIMPSON		SS Reliant	12:49.242	10	49.921	68.14	1:14.286
7	55	B	Roger ROWE		Centaur Mk20	13:04.546	10	1:05.225	66.81	1:16.616
8	10		Rodney HILL		Mystic T4/21	13:05.632	10	1:06.311	66.71	1:16.614
9	43		Dick HARVEY		Darvi - 91D	12:03.871	9	1 LAP	65.17	1:14.172
10	66	B	William JOHNSTON		Centaur Mk16	12:13.867	9	1 LAP	64.28	1:15.752
11	8	B	Andrew LAKE		Darvi Mk5B	12:28.336	9	1 LAP	63.03	1:20.248
12	27	B	Sue BUXTON		Darvi Mk5/97	12:45.792	9	1 LAP	61.60	1:21.347
13	25	B	Paul COLLINS		Centaur Mk 16	12:55.218	9	1 LAP	60.85	1:23.145
14	23	B	David BASS		Time 3B	12:04.970	8	2 LAPS	57.84	1:26.721

NOT CLASSIFIED

42	B	Martin KEMP	Darvi Mk6	11:49.568	8	D.N.F.	59.09	1:18.192
5		Pete KNIPE	DNC F750	2:54.963	2	D.N.F.	59.91	1:20.856
21	B	Ian ALLEN	Hague 81		0	D.N.F.	N/A	

FASTEST LAP

3		Mick HARRIS	Darvi 877	1:10.011	9	74.86mph	120.48kph
66	B	William JOHNSTON	Centaur Mk16	1:15.752	7	69.19mph	111.35kph

Weather/Track: Overcast/Wet

MST sports timing

Pembrey
Circuit Length = 1.4560 miles.
Start: 15:03

Clerk of Course:  15:26	Stewards:	Timekeeper: 
---	-----------	--

**KELSport/Club Lotus Roadsports
Provisional Results Race 21 AMENDED**

POS	NO	CL	NAME	NAT	ENTRY	TIME	LAPS	GAP	MPH	BEST
1	29	A	Keith AHLERS		Morgan +8	14:37.118	12		71.71	1:09.410
2	2	A	Mal DAVISON		Porsche 911	14:57.135	12	20.017	70.11	1:08.697
3	4	B	Stephen OLIVER		Lotus Elise	15:19.932	12	42.814	68.37	1:15.130
4	7	B	Robbie WATTS		Renault Spider	15:20.891	12	43.773	68.30	1:13.493
5	33	C	Rob MOODY		Turner MkII	14:41.480	11	1 LAP	65.41	1:17.145
6	25	A	Doug ELLWOOD		TVR Griffith	14:44.334	11	1 LAP	65.19	1:16.952
7	12	C	Pete RICHARDS		Clan Crusader	15:02.867	11	1 LAP	63.86	1:17.459
8	15	C	Steve JAY		Clan Crusader	15:33.393	11	1 LAP	61.77	1:22.538
9	45	A	Richard SMITH		Porsche 924 Turbo	14:43.905	10	2 LAPS	59.30	1:24.670
10	3	C	Howard JONES		Ginetta G4	15:20.431	10	2 LAPS	56.94	1:25.862

NOT CLASSIFIED

37	B	Paul KEEVILL		Lotus Elan	3:57.465	3	D.N.F.	66.21	1:15.863
40	B	Alex GRAHAM		Renault Spyder		0	D.N.F.	N/A	

FASTEST LAP

2	A	Mal DAVISON		Porsche 911	1:08.697	4	76.30mph	122.79kph
7	B	Robbie WATTS		Renault Spider	1:13.493	12	71.32mph	114.78kph
33	C	Rob MOODY		Turner MkII	1:17.145	5	67.94mph	109.34kph

No 34 excluded; Technical Infringement
Weather/Track: Overcast/Wet

Pembrey
Circuit Length = 1.4560 miles.
Start: 15:24

MST sports timing

Clerk of Course:  16:25	Stewards:	Timekeeper: 
---	-----------	--

Sports Racing & GT

Provisional Results Race 22

POS	NO	CL	NAME	NAT	ENTRY	TIME	LAPS	GAP	MPH	BEST
1	98	A	Cheng LIM		AC Cobra	12:07.557	10		72.04	1:11.239
2	37	D	Andrew BURROWS		GTD T70 Spyder	12:31.553	10	23.996	69.74	1:12.937
3	57	A	Nick TAYLOR		Gardner Douglas Cobra	12:42.805	10	35.248	68.71	1:10.668
4	23	A	Stefan GILBOY		Hi-Tech Cobra	12:50.878	10	43.321	67.99	1:14.918
5	9	B	Richard ABELS		Jaguar E Type	12:57.278	10	49.721	67.43	1:15.873
6	87	A	Robert DOWNEY		AC Cobra	12:23.013	9	1 LAP	63.49	1:19.146
7	1	C	Ken CULVERWELL		Westfield 11	12:25.409	9	1 LAP	63.28	1:18.148
8	21	D	Anna ROBINS		Reliant Sabre 6	13:01.800	9	1 LAP	60.34	1:22.509
NOT CLASSIFIED										
18	A	Michael SHOOBRIDGE		DWR Cobra Replica	11:36.691	9	D.N.F.	67.71	1:14.319	
27	B	Graham PADDICK		Kougar Jaguar	8:13.788	6	D.N.F.	63.69	1:18.113	
17	A	Mike WALKER		Porsche 911	2:36.044	2	D.N.F.	67.18	1:14.399	
FASTEST LAP										
57	A	Nick TAYLOR		Gardner Douglas Cobra	1:10.668	5	74.17mph	119.36kph		
37	D	Andrew BURROWS		GTD T70 Spyder	1:12.937	6	71.86mph	115.65kph		
9	B	Richard ABELS		Jaguar E Type	1:15.873	8	69.08mph	111.17kph		
1	C	Ken CULVERWELL		Westfield 11	1:18.148	8	67.07mph	107.94kph		

Weather/Track: Overcast/Wet

MST sports timing

Pembrey
Circuit Length = 1.4560 miles.
Start: 15:49

Clerk of Course: 	Stewards:	Timekeeper: 
---	-----------	--