



CHAMPIONSHIP CAR RACES

Club Motorsport at its best!

OFFICIAL PROGRAMME

SILVERSTONE

July 27/28

£2.00



This meeting is held under the General Regulations of the MSA (incorporating the provisions of the International Sporting Code of the FIA) and the Supplementary Regulations, Final Instructions and any written instructions which the Organisers issue for the race meeting. MSA Permit No: 10617.

Saturday 27th July

Practice Sessions	Time
750 Motor Club RGB Series	9.00
Sports Racing & GT Challenge	9.25
750 Motor Club Formula Vee Championship	9.50
750 Motor Club Roadsports Championship	10.15
750 Motor Club Kit Car Championship	10.40
750 Motor Club Hot Hatch Championship	11.05
750 Motor Club 750 Trophy Championship	11.30
750 Motor Club 7 Challenge	11.55
750 Motor Club Locost Championship	12.20
Races	
1: 750 Motor Club RGB Series	1.35
2: Sports Racing & GT Challenge	2.00
3: 750 Motor Club Formula Vee Championship	2.25
4: 750 Motor Club Roadsports Championship	2.50
5: 750 Motor Club Kit Car Championship	3.15
6: 750 Motor Club Hot Hatch Championship	3.40
7: 750 Motor Club 750 Trophy Championship	4.05
8: 750 Motor Club 7 Challenge	4.30
9: 750 Motor Club Locost Championship	4.55

Sunday 28th July

Parade of Austin 7 and other historic cars	11.00
Sports 1000 Demonstration runs	11.30
Practice Sessions	
John Cooper Challenge	12.00
750 Motor Club Stock Hatch Championship - session A	12.25
750 Motor Club Stock Hatch Championship - session B	12.50
Austin 7 Triple Challenge	1.15
750 Motor Club 750 Formula Championship	1.40
750 Motor Club Formula 4 Championship	2.05
Sports 1000 Demonstration runs	2.30
Races	
10: John Cooper Challenge	2.55
11: 750 Motor Club Stock Hatch Championship	3.20
12: Austin 7 Triple Challenge	3.45
13: 750 Motor Club Stock Hatch Championship	4.10
14: 750 Motor Club 750 Formula Championship	4.35
15: 750 Motor Club Formula 4 Championship	5.00

The organisers reserve the right, with the permission of the Stewards of the Meeting and/or the Clerk of Course, to change the order in which events are run and to postpone, cancel or abandon the meeting or any part thereof.

RACE MEETING OFFICIALS

MSA STEWARD

P.W.Swinger

CLERKS OF COURSE

J.Floyd V.Ayres

DEPUTY CLERKS

M.Wooten D.Brice

DRIVING STANDARDS

OBSERVERS

J.Smith A.Jones

CLUB STEWARDS

L.Jones E.Minhinnick

TIMEKEEPERS

T.Stevens (Chief) A.Stevens

P.Spicer A.Hancock

A.Preston A.Bilverstone

F.Baxter

SCRUTINEERS

D.F.D.Smith (Chief) J.Barlow

R.Dominy S.Ford

M.Hoggarth J.Nixon

A.Billett H.Fisher

INCIDENT OFFICER

A.Bennett

CHIEF MARSHAL

P.Harding

CHIEF OBSERVER

P. Stenning

CHIEF MEDICAL OFFICER

TBA

RACE RESCUE UNIT

BRDC

COMMENTATOR

A.Coales M.Pye

SECRETARY OF THE MEETING

Robin Knight

MARSHALS

750 Motor Club
BRDC, BMRMC & friends

Race 1

10 Laps

750 Motor Club RGB series

NO	CLS	DRIVER	CAR DETAILS	CCS	HOMETOWN	CLUB
3	C	Ian Johnson	Fisher Fury	919	Esher	750
4	C	Peter Hurst	Locoblade	918	Beccles	750
5	C	Matthew Rowe	Westfield Megablade	919	Ilminster	750
6	C	Gordon Griffin	Fisher Fury	919	Sanderstead	750
9	A	Jonathan Wright	Westfield Megabusa	1300	Swaffham Bulbeck	750
14	B	Ian Harrison	Tiger B6	900	Sheffield	750
15	A	Andy Charsley	Fisher Fury	1300	Bromley	750
16	C	Mike Field	Fisher Fury	919	London	750
18	C	Graham Hills	Fisher Fury	918	Teddington	750
21	B	George Noble	Sylva Phoenix	999	Shustoke	750
23	A	Richard Smith	Westfield Megabusa	1300	Cookley	750
26	B	Alan Bushell	Tiger B6	998	Norwich	750
32	C	Phil Greenway	Sylva Phoenix	900	Ashton	750
35	C	Alistair Massarella	Fisher Fury	919	Kings Lynn	750
39	C	Andy Lamport	Fisher Fury Spyder	912	Hook	750
40	A	Dave Jones	Tiger B6	1200	Northampton	750
41	C	John Stewart	Stuart Taylor Locoblade	920	Hazlemere	750
63	C	David Adams	Stuart Taylor Locost	900	Saham Toney	750
66	C	Martin Bell	Fisher Fury	893	Wellingborough	750
69	C	Kris Greenslade	Westfield Megablade	919	Deeside	750

Lap Records	A	Jonathon Wright	1:07.298	87.67	28/07/01
	B	Mike Field	1:07.133	87.89	28/07/01
	C	TBE	-	-	-

First introduced in 2001, the 750 Motor Club series for Roadgoing bike-engined cars (RGB) is for two-seater cars which must be road legal and capable of passing an MOT. Cars may be constructed specifically for the series or may be one of the many motorcycle engined cars currently available from a wide range of kit car manufacturers. The engines must be series-production four-stroke units and may not be modified from standard; they run in three classes; standard Fireblade engined kit cars (class C), up to 135 bhp (class B) and 136 to 180 bhp (class A). The series is supported by FISHER SPORTSCARS.

Race 2

10 Laps

Sports Racing & GT Challenge

No	CLS	DRIVER	CAR DETAILS	CCS	HOMETOWN	CLUB
1	C	Ken Culverwell	Westfield T1	1330	Burntwood	750
7	A	Henry Lawson	Lister Chevrolet	6600	Henfield	SR & GT
9	B	Richard Abels	Jaguar E Type	4235	Oakham	750
10	A	Tony Clinkard	Cobra Replica	5700	Harwell	SR & GT
17	A	Mike Walker	Porsche 911	3600	East Harptree	750
18	A	Michael Shoobridge	DWR Cobra Replica	6900	Frankfurt, Germany	SR & GT
21	D	Anna Robins	Reliant Sabre 6	2553	Elstree	750
24	B	Justin Fleming	Jaguar D Type Replica	4200	East Chiltonton	SR & GT
25	D	Graham Turner	Ford GT40 Mk 1	5000	Great Bricett	750
27	B	Graham Paddick	Kougar Jaguar	3800	Henley -on- Thames	750
30	D	Steve Burtt	Porsche 911 SC	2993	Bourne	750
33	C	Rob Moody	Turner MkII	1340	Norwich	750
36	D	Mike Salmon	Porsche 968	3000	Shalbourne	750
40	A	Bob Usher - Sparks	GT40	5700	Caterham	SR>C
50	D	Dean Lanzante	Lotus Exige	1800	Farnham	750
55	C	Myles Castaldini	Davrian GT	998	Chesham	SR & GT
57	A	Nick Taylor	Gardner Douglas Cobra	6000	Awsworth	750
77	C	David Watts	Ginetta G27	1800	Scaldwell	SR & GT
87	A	Robert Downey	AC Cobra	5000	Evesham	750
89	A	Tony Eckford	Sunbeam Tiger	4621	Bisham	750
92	D	Stephen Archer	Porsche 911	3600	Tring	750
98	A	Cheng Lim	AC Cobra	6600	Singapore	750



The MAN TRUCKS Sports Racing & GT Challenge is open to original and replica cars such as AC Cobra, Ford GT40, Jaguar C & D types, Lotus, Marcos, Porsche etc. Engine tuning is virtually free with the exception of forced induction (turbocharging, supercharging), all cars have to run on selected Yokohama road-legal tyres and there are minimum weights in all classes.

Race 3

10 Laps

750 MC Formula Vee Championship

No	DRIVER	CAR DETAILS	CCS	HOMETOWN	CLUB	
	1	Jeremy Clark	Spyder GAC	1300	Attleborough	750
	2	Trevor Welsh	Leystone 2001	1300	Durham	750
	6	Paul Mitson	GAC01	1300	Cookham Dean	750
	11	Mike Pascall	GAC 01 Formula Vee	1300	Maidenhead	750
	12	Guy Bellingham	GAC 01	1300	Aylesbury	750
	17	Adam Wilkinson	Sheane FV96	1300	Royston	750
	20	Derek Willetts	Falcon Mk2	1300	Great Barr	750
	21	Ian Jordan	Sheane 98	1300	Tonbridge	750
	22	Stephen Glasswell	Sheane 97	1300	Bury St Edmunds	750
	23	Adrian Weston	Formula Vee	1300	Loughton	750
	26	Peter Andrews	Sheane 2001	1300	Gr Barr	750
	27	Nik Baatz	Sheane AHS	1300	High Wycombe	750
	28	Patrick Sherrington	Scarab Mk2	1300	Bagshot	750
	29	Simon Livesley	Scarab Mk 4	1300	Richester	750
	34	Lee Levett	Sheane	1300	Brentwood	750
	35	Mike Jenvey	Sheane	1300	Bushey	750
	36	Peter Kalpakiotis	Leystone AHS	1300	Morden	750
	38	David Heavey	Leystone JH002	1300	Kilmeague	750
	42	Ian Ellis	Scarab Mk4	1300	Macclesfield	750
	43	John Stapleton	Leystone JH002	1300	Crayford	750
R2	44	Charlie Walker	Sheane	1300	Rushden	750
	46	John Bowles	Ray 87	1300	Sevenoaks	750
	50	James B Conyers	Conyers V2	1300	Mirfield	750
	51	Alistair Heslop	Scarab Mk4	1300	Stoke Bruerne	750
	52	Jonathan Storer	Scarab	1300	Lincoln	750
	54	Ian Fuller	Rossallini FV931	1300	Rugby	750
	55	Jon Randall	Kaimann	1300	Stondon Massey	750
	56	Neale Blunden	TTM Veetech	1300	Guildford	750
	57	Neil Chilleystone	Scarab Mk2	1300	Hingham	750
	59	Bill Stenning	Spyder	1300	West End	750
	60	Bob Higgins	Sheane	1300	Arundel	750
	67	Stuart Feather	Sheane FV90 AID	1300	Morley	750
	68	Steven Ough	Leystone AHS	1300	Bradford	750
	69	Rob Komen	Sheane	1300	Maidenhead	750
	77	Jake Oliveira	Sheane Mk 1	1300	Brackley	750
R1	80	Peter Cann	Predator	1300	Saxmundham	750
	85	Tony Dowson	Sheane	1300	Ealing	750
	86	Richard Harris	Sheane AHS 97/02	1300	Halstead	750
	90	Ian Buxton	Leystone	1300	Leek	750
	91	Paul Nicholls	Leystone JH02 AHS	1300	Loughborough	750
	94	Aaron Atkins	Sheane	1300	Diss	750
	97	Mark Dunham	Sheane	1300	Ely	750

Nominated reserves only practice if any of the other drivers do not sign-on or fail scrutineering. After practice, the fastest 34 qualified drivers go into the race.

The 750 Motor Club Formula Vee championship is ideal for beginner and 'expert' alike, looking for competitive single seater racing on a low budget. It has been run by the 750 Motor Club since 1980 and is probably the cheapest way to go single seater racing in the UK. Engine, gearbox and much of the suspension and braking system is from the VW 1300 Beetle and this, along with a Dunlop 'control' tyre puts the emphasis on driver ability to win races.

Race 4 10 Laps

750 Motor Club Roadsports Championship

No	CLS	DRIVER	CAR DETAILS	CCS	HOMETOWN	CLUB
2	A	Mal Davison	Porsche 911	3200	Burntwood	750
3	C	Howard Jones	Ginetta G4	1300	Bedford	750
5	A	Pat Thomas	Lotus Exige	1800	Spalding	750
6	B	Mike Youles	Lotus Elan	1600	Brighton	750
7	B	Robbie Watts	Renault Spider	2000	Westcliff On Sea	750
9	A	Chris Varey	Porsche 968CS Turbo	2500T	Cirencester	750
11	B	Nigel Ainge	Porsche 944	2490	Tamworth	750
12	C	Pete Richards	Clan Crusader	998	March	750
17	A	Mike Walker	Porsche 911 RSR	3600	East Harptree	750
18	A	Cliff Finn	Ginetta G4	1998	East Molesey	750
19	C	John Morgan	Ginetta G15	998	Chalfont St Peter	750
21	A	Rick Lloyd	Morgan + 8	4600	Burley	750
22	A	Paul Glynn	TVR Griffith	5000	Melton Mowbray	750
24	C	Neil Brown	Clan	998	Woodseaves	750
25	A	Doug Ellwood	TVR Griffith	4997	Stratford On Avon	750
28	A	John Dench	Porsche 911	2700	Newark	750
29	A	Keith Ahlers	Morgan +8	4554	Trinity	750
33	C	Rob Moody	Turner MkII	1340	Norwich	750
37	B	Paul Keevill	Lotus Elan	1598	Hemel Hempstead	750
39	A	Paul Edwards	Porsche 911	2993	Ickenham	750
41	A	John Hazzard	Dodge Viper	8000	Hemel Hempstead	750
42	C	Paul Morgan	Ginetta G15	998	Chalfont St Peter	750
44	B	Tony Childs	Porsche 356A	1582	Harpenden	750
46	A	Mark Donald	Lotus Exige	1800	Hemel Hempstead	750
47	A	Wayne Jackson	Porsche 968	3000	Whitley Bridge	750
50	A	Holly Mason	Lotus Exige	1800	Hampstead	750
52	A	Clive Bailey	Porsche 911	3200	Chobham	750
61	A	Stuart Jefcoate	Porsche 911 Carrera	3164	Wraybury	750
69	C	Dean Stanton	MG Midget	1330	Southampton	750
72	A	Stephen Monk	Porsche 911SC	3000	Pinner	750
77	B	David Hoyle	Renault Spyder	1998	Coleorton	750
88	A	Chris Williams	Morgan +8	4500	Buckhurst Hill	750
91	A	Steve Dorrell	Porsche 911	2700	Speen	750
92	A	Stephen Archer	Porsche 911	3600	Tring	750
95	B	Richard Perks	Renault Spider	1990	Balsall Common	750
99	B	Alec Livesley	Jensen Healey	2000	St Leonards On Sea	750

Lap Records	CLS	DRIVER	CCS	AVERAGE	DATE
	A	Rick Lloyd	1:04.49	91.49	12/08/00
	B	Pat Thomas	1:08.44	86.21	15/07/00
	C	Paul Lucas	1:12.98	80.84	08/03/97

The Roadsports Championship, sponsored again in 2002 by **KELSport** and **Club Lotus** is the most varied and competitive sports car category in the country. **KELSport** is the racing side of long-term Lotus dealers Kelvedon Motors of Spalding, Lincolnshire, run by Lotus 'guru' Pat Thomas who races an Exige in this year's championship.

Race 5

10 Laps

750 Motor Club Kit Car Championship

No	CLS	DRIVER	CAR DETAILS	CCS	HOMETOWN	CLUB
4	B	Simon Childs	Sylva Phoenix	1800	Rugby	750
6	B	Andrew Owen	Sylva Phoenix	1800	Welwyn Garden City	750
10	A	Clive Turner	Autotune Gemini	3000	Sandiacre	750
12	A	Jamie Packham	Fisher Fury	1600	Henley on Thames	750
13	A	Graham Dash	Sylva Striker	1600	Woking	750
16	A	Anton Landon	Westfield SE	1700	Natwich	750
20	B	Robert Putnam	Procomp LA Gold	1800	Warley	750
21	B	Nigel Brown	Sylva Phoenix	1800	Great Barr	750
25	B	Jonathan Barnett	Sylva Phoenix	1800	Putney	750
26	A	Peter Rowney	Westfield SEi	1640	Stafford	750
28	A	Foster Lewins	Dutton Legerra	3500	Chesterfield	750
38	B	Steve Taylor	Sylva Phoenix	1800	Swavesey	750
39	A	Dan Compton	Sylva Mk2	1700	London	750
40	A	Mark Allcock	Dutton Melos	3500	Haslingden	750
41	B	Steve Owen	Sylva Clubman	1800	Ripponden	750
44	B	Richard Johnston	Sylva Phoenix	1800	Harpenden	750
45	B	Brian Dean	Sylva Striker Mk2	1800	Leicester	750
46	B	Sheridan Bell	Procomp LA Gold	1800	Skegness	750
47	A	Graeme Manton	Sylva Striker	1600	Newport	750
48	B	Jim Goodwin	Sylva Striker	1800	Lichfield	750
51	A	Tony Absolom	Sylva Striker	1700	Reading	750
53	B	Andy Hiley	Locost	1800	Golcar	750
55	B	Andrew Ward	Sylva Striker	1800	Kettering	750
57	A	Ken Marsh	Fisher Fury	3500	Bury	750
65	B	Richard Clough	Sylva Stryker	1800	keighley	750
70	A	Roger Dexter	Westfield 7SE	1600	Dunstable	750
71	B	Matt Jones	Westfield SE	1800	Chellaston	750
72	B	Lesley Hudson	Sylva Phoenix	1800	Litchborough	750
75	A	Matthew Lewis	Eldon Roadster	3500	Woking	750
82	A	Chris Brown	Sylva Striker	1700	London	750
84	A	Wicher Kist	Westfield SEW	1688	Abington	750
88	B	Bryan Healey	Sylva Striker	1800	Poynton	750
89	A	Mark Matthews	Marlin Sportster	3500	Crediton	750
90	B	Tony Southgate	Sylva Phoenix	1800	Rothersthorpe	750

Lap Records	A	Jonathon White	1:05.92	89.50	15/07/00
	B	Jonathon Edwards	1:07.45	87.47	15/07/00


The 750 Motor Club Kit Car Championship is for road legal front-engined Kit Cars. The engine regulations allow considerable freedom whilst there are limitations on the design of rear suspension and transmission. There are three classes, A - up to 3500cc and class B - 1800 Ford Zetec.

Race 6

10 Laps

Demon Tweeks/Yokohama/CCC Hot Hatch Championship

NO	CLS	DRIVER	CAR DETAILS	CCS	HOMETOWN	CLUB
1	A	Mark Cunningham	Fiesta	1600	Southwater	750
10	B	Lee Reynolds	Citroen AX GTi	1360	Church Stretton	750
11	A	Mark Ahlin	Saxo VTR	1600	Great Dunmow	750
13	A	Adrian Lowes	Escort 1600S	1600	Horsham	750
17	A	Andrew Dunlop	Astra GTE	2000	Longsight	750
20	A	Geoff Bluff	Vauxhall Nova GTE	1600	Sheffield	750
21	B	Patrick Purcell	Vauxhall Nova	1389	Washington	750
22	A	Andy Fells	Fiesta XR2	1600	Basildon	750
23	A	Stephen Wood	Peugeot 205 GTi	1599	Crediton	750
29	A	Craig Dawson	Fiesta XR2	1600	Towcester	750
31	A	Lewis Williams	Fiesta XR2	1600	Guildford	750
32	A	Richard Walmsley	Peugeot 106 GTi 16v	1600	Dewsbury	750
33	B	Mark Routledge	Fiesta	1398	Letchworth	750
35	B	Keith Piper	Vauxhall Corsa SRi	1389	Haywards Heath	750
50	A	John Hammersley	Peugeot 205 GTi	1600	Stone	750
51	A	Simon Hill	Peugeot 205 GTi	1600	Stone	750
52	A	Leslie Ott	Fiesta XR2i	1600	South Woodford	750
55	A	Steve Horner	Fiesta RS 1800	1800	Buckingham	750
66	A	Steve Treen	Peugeot 205 GTi	1597	Crediton	750
69	A	Martin Lewis	Fiesta XR2	1600	Towcester	750
77	A	Nathan Sanders	Renault Clio 16v	1764	Reading	750
84	B	Mark Bush	Rover Metro GTi	1400	Milton Keynes	750
91	A	Paul Fines - Allin	Fiesta XR2	1600	Cropredy	750
97	B	Andy McLennan	Suzuki Swift	1300	London Colney	750



Lap Records	A	Roger Ebdon	1:10.07	84.20	18/03/00
	B	Mark Bush	1:11.84	82.12	18/03/00

Demon Tweeks, Yokohama tyres and Cars & Car Conversions Magazine are the main sponsors for this year's Hot Hatch Championship which attracts a wide range of popular hatchback cars of up to 2000cc. Cars are allowed engine and suspension modifications, standard pattern brakes and all must use the Yokohama A032R 'control' tyre. This together with a weight penalty for leading cars ensures close racing without excessive budgets.

Race 7

8 Laps

750 MC 750 Trophy Championship

Nº	CLS	DRIVER	CAR DETAILS	CCS	HOMETOWN	CLUB
1	C	Don Rawson	Rawson Special	1172	Oswestry	750
2	C	Roger Windley	Genie	747	Tattershall	750
5	C	Roger Rowe	RWR	600	Kidderminster	750
10	B	Nick Hayward-Cook	A7 Monoposto	747	Gt Missenden	750
11	C	John Marshall	Lotus Mk6	1172	Bristol	750
13	C	Cliff Ringrose	WEV	747	Newark	750
14	A	Mike Gilbert	Austin 7 Special	747	Lower Sunbury	750
21	C	David Brand	Reliant RRK	803	Chesham	750
22	C	Phil Evans	Time 3B	750	Cleobury Mortimer	750
23	B	Slavko Radisa	Gerrell Mk I	600	Kidderminster	750
26	B	Michael Whitby	Austin 7 Special	747	St Neots	750
27	A	Paul Lawrence	A7 Single Seater	747	Beecham Well	750
32	C	David Whetton	Warren	747	Wimborne	750
33	D	Kerry Horan	Vincent Trenberth	498	Studley	750
60	D	James Conyers	Bond C3	500	Upper Poppleton	750
68	C	Pete Birch	JGS III	750	Mablethorpe	750
71	D	Neil Hodges	Cooper Mk8	498	Rickmansworth	750
72	C	Nic Grele	Marsh Greyford Special	750	Sanderstead	750

750 Motor Club 750 Trophy Championship 2002

	Points	Class	Driver		Points	Class	Driver
1st	72	C	Don Rawson	4th	47	A	Mike Gilbert
2nd	65	C	Roger Windley	5th	43	B	Michael Whitby
3rd	53	B	Nick Hayward-Cook	6th	39	C	David Brand

Lap Records	A	Mark Roper	1:30.628	65.10	29/07/01
	B	Joachim Lutz	1:27.55	67.39	13/08/00
	C	Roger Windley	1:17.599	76.03	29/07/01
	D	Peter Wright	1:23.07	71.07	14/08/99

The 750 Trophy Championship is for Austin Seven based cars, supported by other cars of historic interest and similar performance. As in the former pre-war Austin 7 Championship, Austin Sevens will compete in two classes:- Austin Seven sports and racing cars, post-war specials and early 750 Formula cars with Austin Seven engines/gearboxes. In further classes are cars from the old 1172 Formula along with vintage, PVT and historic cars such as 500cc Formula 3 and other similar vehicles.

Race 8

10 Laps

750 Motor Club 7 Challenge

No	CLS	DRIVER	CAR DETAILS	CCS	HOMETOWN	CLUB
3	B	Tim Lamb	Caterham 7	1600	Clevedon	750
4	A	Keith Dunn	Caterham Superlight	1800	Droitwich	750
5	B	John Benfield	Caterham 7	1600	Houghton Regis	750
7	A	John Schneider	Caterham 7	1588	London	750
10	A	David Litchfield	Caterham 7	1800	Battersea	750
16	C	Howard Kaye	Caterham 7 Supersports	1400	Crouch End	750
18	C	Marc Geach	Caterham 7	1400	London	750
19	A	Chris Porritt	Caterham 7	1588	Brackley	750
21	A	Peter Ratcliff	Caterham 7	1800	Epsom	750
22	A	Bruce White	Caterham	1800	Princes Risborough	750
25	A	Peter Lawrence	Caterham Superlight	1800	Thame	750
27	A	Steve Hayes	Caterham 7	1700	Haslemere	750
29	C	Ken Baird	Caterham 7	1400	Elstree	750
30	A	Simon Hubner	Caterham	1700	Bristol	750
32	C	Terry Clark	Caterham 7	1600	Northwood	750
34	B	Steve Rogers	Caterham K series	1600	Swindon	750
40	A	Ian Stones	Caterham Roadsport	1600	Peterborough	750
44	A	William Mitcham	Caterham 7	1800	Bury St Edmunds	750
48	B	Gerald Simpson	Caterham Supersprint	1698	Churton	750
49	A	Ian Wale	Caterham Super 7	2000	Chesterfield	750
63	A	Andy Toone	Caterham 7	2000	West Bridgford	750
68	B	Richard Webb	Caterham 7	1400	Fairford	750
77	C	Steve Hindle	Caterham 7 Academy	1600	Forest Hill	750
79	C	Mark Harris	Caterham	1600	London	750
88	A	Andrew Marriott	Caterham Superlight	1800	Tunbridge Wells	750
90	C	Guy Skinner	Caterham 7	1400	London	750
97	A	Peter French	Caterham Superlight	1800	Burnham on Crouch	750
99	A	Martin Stewart	Caterham Super 7	2000	Dartford	750

Lap Records	A	Martin Stewart	1:05.10	90.63	10/10/98
	B	Ian Brown	1:09.10	85.38	08/03/97
	C	Ian Woodford	1:11.22	82.84	14/03/98

The 2002 7 Challenge is for Caterham / Lotus 7 running in 3 classes. Class A is for 1700 Xflow, 2000cc Vauxhall and Ford Zetec, 1700 twincam & 1600 K series; B includes 1600cc twincam, 1800 Ford Zetec, 1800, 1600 K Series: 1400 K series are class C, and former Scholarship/Graduate cars. All have to run on a choice of Yokohama tyres and a minimum weight of 600 kgs including the driver.

Race 9

10 Laps

750 Motor Club Locost Championship

Sponsored by

Stuart Taylor Motorsport

No	DRIVER	CAR DETAILS	CCS	HOMETOWN	CLUB
1	Darryl Beckwith	Locost	1300	Saunderton	750
3	Darren Banks	Locost	1300	Honiton	750
5	Malcolm Mitton	Locost	1300	Little Staughton	750
6	Tim Gray	Locost	1300	Trowell	750
7	Royce Grey	Locost	1300	Alresford	750
9	Andrew Crapnell	Locost	1300	Bradford On Avon	750
11	Ivan Thomas	Locost	1300	Chelmsford	750
14	Steve Kimber	Locost	1300	Tonbridge	750
15	Richard Cartledge	Locost	1300	Bolton	750
16	Niki Baxter	Locost	1300	Belper	750
18	Philip O'Halloran	Locost	1300	Hersham	750
22	Mark Benton	Locost	1300	Woburn Moor	750
23	Stephen Lansley	Locost	1300	Chalfont St Peter	750
24	Matt Cherrington	Locost	1300	Melksham	750
30	Ian Collins	Locost	1300	Bevere	750
32	Derek Linley	Locost	1300	Huddersfield	750
33	Chris James	Locost	1300	Reading	750
34	Ian Gibson	Locost	1300	Braintree	750
36	Danny Cassar	Locost	1300	East Ham	750
37	Kevin Lucas	Locost	1300	Ilkeston	750
38	Brendan Dudley	Locost	1300	Rosewell	750
39	Colin Beckwith	Locost	1300	High Wycombe	750
41	Brett Townsend	Locost	1300	Leamington Spa	750
48	Ian McLaughlin	Locost	1300	Worksop	750
49	Mark Crankshaw	Locost	1300	Cambridge	750
50	Paul Crankshaw	Locost	1300	Cambridge	750
51	Helen Saunders	Locost	1300	Sonning Common	750
52	Simon Read	Locost	1300	Ely	750
59	David Brailey	Locost	1300	Wymondham	750
62	Brian Mitcham	Locost	1300	Bury St Edmunds	750
66	Brian Turvey	Locost	1300	Old Harlow	750
68	Tom Ballentyne	Locost	1300	Colchester	750
69	John Ballentyne	Locost	1300	Colchester	750
70	James Grantham	Locost	1300	Hapton	750
72	James Harris	Locost	1300	Howden	750
73	Ged Sidnell	Locost	1300	Norwich	750
87	Alan Yearley	Locost	1300	Bow	750
88	Nik Tarry	Locost	1300	Southampton	750
96	Jon Glover	Locost	1300	Coventry	750
99	Stuart James	Locost	1300	Tadley	750

Lap Record	Darryl Beckwith	1:15.445	78.20	28/07/01
------------	-----------------	----------	-------	----------

The 750 Motor Club Locost Championship is sponsored in 2002 by Stuart Taylor Motorsport. The cars are all built to the same basic design and use a standard Ford 1300 cc x flow engine, to ensure close racing and encourage new drivers into club racing at sensible cost levels. Stuart Taylor supply all parts required for a car build along with help and advice to any prospective racers.

RACING

AUTOJUMBLE

Throughout the course of the weekend, there will be a 'Racing Autojumble' in garage 0 - the one nearest Race Control - where there will be a whole range of spare parts for race cars on offer.

Each of them will have a price on them which is non-negotiable and 10% of the sale price will go to the 750 Motor Club's Marshals Fund.

Payment should ideally be by cash, but for 750 Motor Club members, cheques and/or Credit Cards may be accepted.

Come and have a look - you never know what you might find!



Silverstone™

National Circuit

1.639 miles

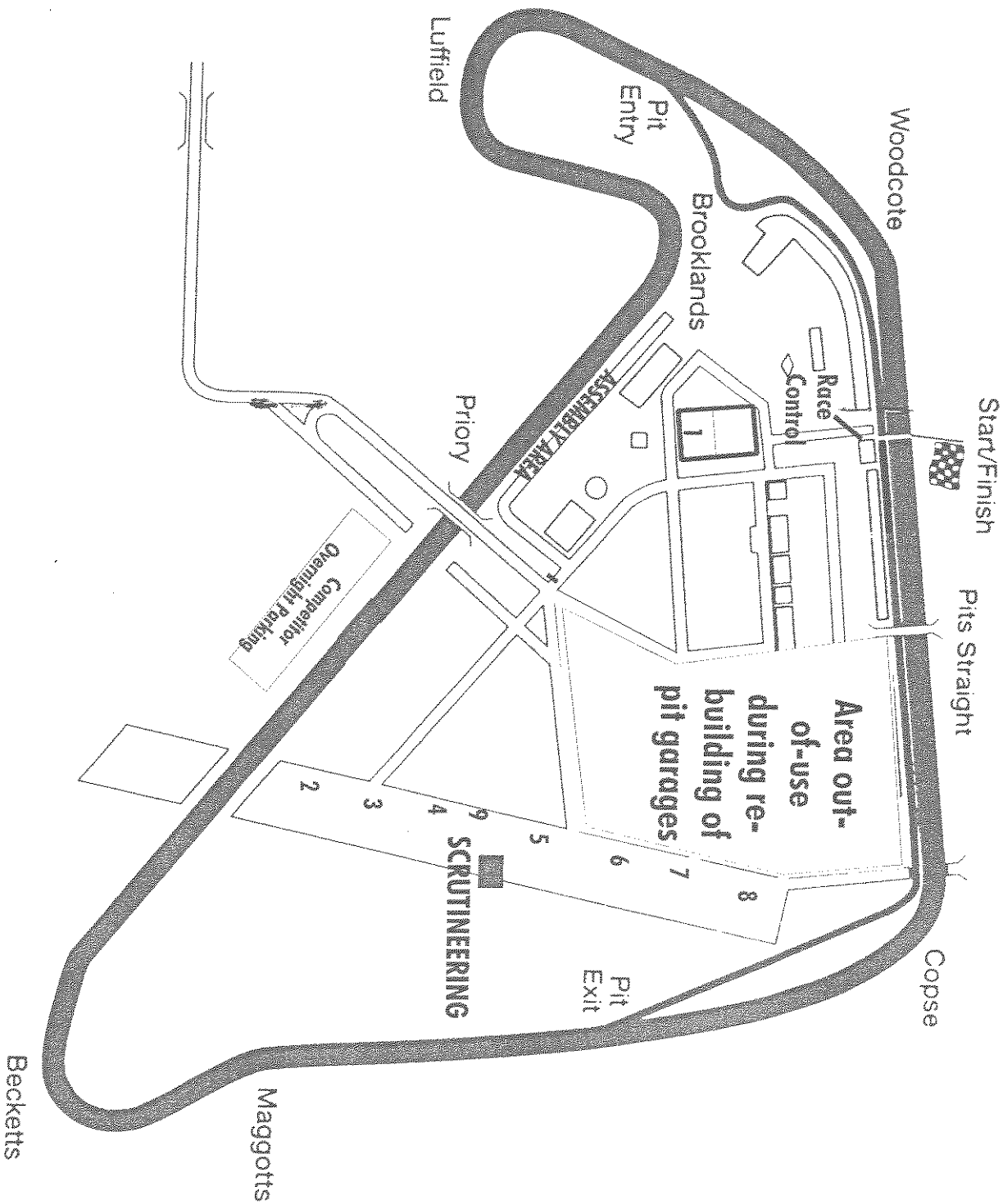

2.638 kms

Parking Allocation

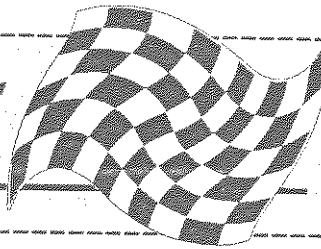
- 1 - John Cooper Challenge
- 2 - RGB Series
- 3 - SR & GT Challenge
- 4 - Roadsports
- 5 - Kit Cars
- 6 - Hot Hatch
- 7 - Locost
- 8 - 750 Trophy & A7TC
- 9 - Stock Hatch

Garages Allocation

- 0 - Racing Autojumble
- 1 - 750MC & Formula Student
- 2 - Midlands Development
- 3 - Sports 1000
- 4 - 7 Challenge/750 Formula
- 5 - Formula Vee & Formula 4



Race 10 John Cooper Challenge



10 Laps

Nº	DRIVER	CAR DETAILS/CCS	HOMETOWN	CLUB
2	Julian Maynard	ClubSport Mini/1600	London	750
3	Jo Bamford	ClubSport Mini/1600	London	750
4	Liz Biagioni	ClubSport Mini/1600	London	750
5	Barney Craggs	ClubSport Mini/1600	London	750
6	Glen Christian	ClubSport Mini/1600	West Malling	750
7	Steven Meli	ClubSport Mini/1600	London	750
8	Chris Chilton	ClubSport Mini/1600	Teddington	750
9	Phil Dyson	ClubSport Mini/1600	Bognor Regis	750
10	Ross Dyson	ClubSport Mini/1600	Bognor Regis	750
11	David Phillips	ClubSport Mini/1600	Ditchling	750
12	Dave Elliott	ClubSport Mini/1600	Rustington	750
15	Phil Hollingdale	ClubSport Mini/1600	Leatherhead	750
16	Nick Smith	ClubSport Mini/1600	Dosthill	750
17	Tony Skelton	ClubSport Mini/1600	Canterbury	750
18	Graham Parsons	ClubSport Mini/1600	Brighton	750
19	Stephen Campbell	ClubSport Mini/1600	London	750
20	Andrew Stevens	ClubSport Mini/1600	Norwich	750
21	Arthur Forster	ClubSport Mini/1600	Morpeth	750
22	Nigel Armitage	ClubSport Mini/1600	Singleton	750
23	Andy Waterfall	ClubSport Mini/1600	Guildford	750
25	Ben Blydenstein	ClubSport Mini/1600	Fulham	750
26	Julian McGinnity	ClubSport Mini/1600	Henley in Arden	750
27	Dominic Yarnold	ClubSport Mini/1600	Stratford	750
28	Oliver Wilmore	ClubSport Mini/1600	Bicester	750

The John Cooper Challenge was conceived by Michael Cooper in memory of his father John and puts the Cooper name firmly back on the racing calendar. Representing the first ever official competitive motorsport series for the new MINI from BMW, it also marks the return of Cooper 'works' cars to motorsport.

John Cooper Works developed the MINI Cooper Club Sport, fully equipped for racing but also road legal so that it can be driven to the event to compete. The Challenge is multi-discipline and serves as a superb platform for JCW customers to take advantage of the MINI Cooper Club Sport's unparalleled road/motorsport adaptability.

Championship Positions after 3 rounds

1 st	Steven Meli	56
2 nd	Adam Warne	49
3 rd	Tony Skelton	47
4 th	Barney Craggs	46
5 th	Nick Smith	43
6 th	Graham Parsons	42

Just 25 entries lined up for the inaugural series in 2002, each costing £19,950.00 and only available to those committing to the full Challenge calendar. The competitors' investment is effectively all-inclusive as it comprises a brand new JCW Club Sport car built to a fixed specification, numbered and exclusive to the Challenge; all John Cooper Challenge 2002 entry fees; race training; a dedicated Challenge co-ordinator and JCW technical support. The multi-discipline Challenge comprises eight events consisting of races, hill climbs, sprints and a track day.

MINTEX



DUNLOP



Competition Car Insurance

Races 11/13 10 Laps

Demon Tweeks/Yokohama/CCC Stock Hatch Championship

	NO	DRIVER	CAR DETAILS	CCS	HOMETOWN	CLUB
Res 2	0	Paul Taylor	Peugeot 205 GTi	1600	Great Arnwell	750
	2	Andy Burgess	Suzuki Swift GTi	1300	Crawley	750
	5	Paul Sheehan	Peugeot 106 XSi	1600	Coundon	750
	8	James Warner	Fiesta XR2	1600	Hassocks	750
	11	Gordon Macmillan	Peugeot 205 GTi	1580	Swindon	750
	13	Anthony Le Tissier	Fiesta XR2	1600	Selly Oak	750
	17	Tom Reynolds	Golf GTi	1588	Wimbledon	750
	19	Matt Lewis	Fiesta XR2	1600	Leatherhead	750
	21	Trevor Gillmar	Fiesta XR2	1597	Warrington	750
	23	Charles Cozens	Peugeot 1.4 XSi	1360	Thatcham	750
	25	Matt Urlwin	Fiesta XR2	1600	Leighton Buzzard	750
	28	Kevin Hatch	Fiesta XR2	1600	Salisbury	750
	32	Daniel Adderley	Peugeot 205 GTi	1598	Witney	750
	35	Andrew Thorpe	Fiesta XR2	1600	Ilkley	750
	38	Phillip Becker	Fiesta XR2i	1600	Henlow	750
	40	John Waples	Fiesta XR2i	1600	Truro	750
	42	Daniel Neil	Peugeot 205 GTi	1600	Pitsea	750
	50	Paul Gorolini	Fiesta XR2	1600	Broxbourne	750
	53	Paul Coulam	Fiesta XR2	1600	Horncastle	750
	57	Richard Herbert	Fiesta XR2	1600	Cheddington	750
	62	Cliff Pellin	Fiesta XR2	1600	Canvey Island	750
	65	Terry Roughton	Peugeot 205 GTi	1580	Wisbech	750
	67	Mark Alden	Fiesta XR2	1600	Manchester	750
	73	David Chinn	Fiesta XR2	1600	Southam	750
	77	Alastair Boulton	Fiesta XR2	1600	Cheltenham	750
Res 3	81	Matthew Perks	Fiesta XR2	1600	Chelmsford	750
	85	David Lewis	Fiesta XR2	1600	Aylesbury	750
	88	James Marshall	Fiesta XR2i	1600	Warwick	750
	90	Peter Skinner	Fiesta XR2	1600	Wiggington	750
Res 5	94	Simon Smith	Ford XR2	1600	Allestree	750
	96	Gareth Wright	Peugeot XSi	1600	Wisbech	750
	99	Matt Fincham	Peugeot 205 GTi	1598	Aylesbury	750
	101	Stephen Forster	Fiesta XR2	1600	Brymbo	750
	106	Phillip Mansfield	Fiesta XR2	1600	Canvey Island	750
Res 1	108	Arthur Shaw	Fiesta XR2i	1600	Spratton	750
	114	James Gardiner	Peugeot 205 GTi	1580	Findern	750
	117	Peter Felix	Peugeot 106	1600	Allestree	750

The drivers on this page are in the 1st Stock Hatch practice session. From the combined times of the two practice sessions, the fastest 34 qualified drivers go into Race 13 and the next fastest 34 into Race 11. Nominated reserves will practice, but only race if space becomes available.

Demon Tweeks, Yokohama tyres & Cars & Car Conversions magazine are the main sponsors for the Stock Hatch Championship, which in its 5th year continues to be one of the most popular saloon car championships in the UK. The use of standard engine & gearbox, a 'control' Yokohama A539 tyre and a weight penalty for leading cars ensures close racing at very affordable cost.

Races 11/13 10 Laps

Demon Tweaks/Yokohama/CCC Stock Hatch Championship

No	DRIVER	CAR DETAILS	CCS	HOMETOWN	CLUB
1	Tony Scarlett	Peugeot 106 XSi	1587	Scholes	750
3	Pete Morgan	Fiesta XR2	1600	Wrexham	750
7	Glenn Stokes	Peugeot 106	1600	Chafford Hundred	750
10	Paul Tibbs	Fiesta XR2	1600	Spalding	750
12	Carl Townend	Peugeot 106 XSi	1580	Ecclesfield	750
15	Dave Balding	Fiesta XR2	1600	South Woodham	750
20	Rhys Heke	Fiesta XR2	1600	Gosport	750
22	Hilary Howlett	Peugeot 106 XSi	1587	Dereham	750
24	Simon Hunt	Peugeot 205 GTi	1590	Allestree	750
26	Simon Howard	Fiesta XR2	1600	Norwich	750
30	Richard Baldwin	Fiesta XR2	1600	Ripley	750
34	Chris Ball	Fiesta XR2	1600	Bournemouth	750
36	Michael Coleman	Fiesta XR2	1600	Wisbech	750
39	Richard Kingsnorth	Peugeot 205 GTi	1600	Colchester	750
41	Andy Elliott	Fiesta XR2i	1600	Balcombe	750
44	Simon Welford	Fiesta XR2i	1600	Esher	750
52	Colin Thorpe	Fiesta XR2	1597	Ilkley	750
54	Michael Wright	Fiesta XR2	1600	Winslow	750
58	Martin Boon	Fiesta Si	1400	Kings Lynn	750
63	Pat Grove	Peugeot 205 GTi	1600	Tewkesbury	750
66	David Rowe	Rover Metro GTi	1400	Surbiton	750
69	Richard Warner	Fiesta XR2	1600	Northwich	750
75	Simon Bowyer	Fiesta XR2	1600	Islington	750
79	Gary Parkes	Fiesta XR2	1597	Lincoln	750
R4 82	Ian Kay	Fiesta XR2	1600	Chelmsford	750
87	Andy Bowden	Vauxhall Nova GSi	1600	Slough	750
89	Nick Joyce	Fiesta XR2	1600	Wellesbourne	750
92	Paul McMillan	Citroen Saxo	1600	Wisbech	750
95	Phil Smith	Nova GTE	1598	Leicester	750
98	Ian Oakes	Vauxhall Nova GTE	1600	Bletchley	750
100	Wayne Bailey	Peugeot 205 GTi	1600	Iver	750
102	Ian Perry	Peugeot 205	1580	Powick	750
107	Paul Whittle	Fiesta XR2i	1600	York	750
110	Mark Rodway	Peugeot 205 GTi	1600	London	750
116	Damian Cottrell	Fiesta XR2	1600	Bromsgrove	750
118	Richard Moore	Peugeot 205 GTi	1580	Lifton	750

The drivers on this page are in the 2nd Stock Hatch practice session. From the combined times of the two practice sessions, the fastest 34 qualified drivers go into Race 13 and the next fastest 34 into Race 11. Nominated reserves will practice, but only race if space becomes available.

Lap Record	Pete Morgan	1:14.509	79.19	03/03/01
------------	-------------	----------	-------	----------


Demon Tweaks, Yokohama tyres & Cars & Car Conversions magazine are the main sponsors for the Stock Hatch Championship, which in its 5th year continues to be one of the most popular saloon car championships in the UK. The use of standard engine & gearbox, a 'control' Yokohama A539 tyre and a weight penalty for leading cars ensures close racing at very affordable cost.

Race 12

8 Laps

Historic Austin 7 Triple Challenge

No	DRIVER	CAR DETAILS	CCS	HOMETOWN	CLUB
1	Don Rowson	Austin D & S Special	803	Oswestry	A7TC
2	Roger Windley	Genie	747	Tattershall	750
4	Graham Chambers	Austin Ulster	750	Canterbury	750
10	Nick Hayward-Cook	Austin 7 Monoposto	747	Gt Missenden	750
12	Nick Allen	Austin Ulster	747	Elmore	A7
13	Cliff Ringrose	Austin Wev	747	Newark	A7TC
14	Mike Gilbert	Austin Seven	747	Lower Sunbury	750
18	Geoffrey Brandon	Austin 7	747	Harleston	750
19	David Morgan	Cooper Special	747	Mill Green	750
20	Lucky McKenzie	Austin 7 Special	747	Ridgwick	A7
21	Alistair Frayling-Cork	Austin Special	747	Reading	PWA7
22	Glynn Hobbs	Austin Special	750	Minnis Bay	PWA7
23	Frank Tiedeman	Austin Ulster	750	Cheltenham	A7
24	Terry Rowing	Austin Ulster	747	Colchester	PWA7
26	Keith Whitby	Austin 7 Special	750	St Neots	750
29	Darrell Woods	Austin Ulster	750	Reading	A7TC
30	Tim Myall	A7 1925 Works Rep	803	Crowborough	750
36	Keith Jenkins	A7 Speedex Silverstone	803	Bow	A7TC
41	John Skeavington	Austin Ulster	750	Sutton Bonington	VSCC



Austin Sevens first raced in 1923. Under the Seven Fifty Motor Club, Austin Sevens were exclusively raced in its 750 Formula from 1950, the basis of the formula being modified Austin Seven chassis and engines. Race-worthy engine components became scarce and Austin Seven racing declined during the late 1970's. The Triple Challenge is held in celebration of those pioneering days. Thanks to the support of The Seven-Fifty Motor Club and of Bantam Trailers, Austin Seven racers from all eras are once again on the track displaying the traditional spirit of friendly, but resolute, competition. Handicap results are calculated after the finish by applying a performance-related allowance to each car.

Race 14

10 Laps

750 MC 750 Formula Championship

Nº	CLS	DRIVER	CAR DETAILS	CCS	HOMETOWN	CLUB
1		Peter Bove	Darvi 88/P	850	Essendon	750
2		Bob Simpson	SS Reliant	850	West Drayton	750
3		Mick Harris	Darvi 877	850	High Wycombe	750
4		Antony Raine	Centaur Mk16	850	Verwood	750
5		Pete Knipe	DNC F750	850	Bracknell	750
6		Paul Morris	Darvi 92J	850	Calmore	750
7		Chris Gough	CGR1	850	Telford	750
8	B	Andrew Lake	Darvi Mk5B	850	Bedford	750
10		Rodney Hill	Mystic T4/21	850	Ashby De La Zouch	750
19		Dave Robson	SDAR/83	850	Ashbourne	750
21	B	Ian Allen	Hague 81	850	Deeping St Nicholas	750
22	B	Alan Collard	Hague 80	850	Weymouth	750
23	B	David Bass	Time 3B	850	Redbourne	750
24	B	Dick Hartle	Ingham 3 GT	850	Meopham	750
25	B	Paul Collins	Centaur Mk 16	850	Bedford	750
27	B	Sue Buxton	Darvi Mk5/97	850	West Malling	750
30		Peter Sleight	Darvi Mk5	850	Worthing	750
37	B	Tony Brazier	Brazier Reliant Special	850	Herne Bay	750
39	B	Andrew Gent	Darvi 88/2	850	Knutsford	750
42	B	Martin Kemp	Darvi Mk6	850	Aldershot	750
43		Dick Harvey	Darvi - 91D	850	Totteridge	750
55	B	Roger Rowe	Centaur Mk20	850	Kidderminster	750
66	B	William Johnston	Centaur Mk16	850	Poole	750
77		Nige Cowley	Cowley MkIV	850	Doncaster	750

750 Motor Club 750 Formula Championship 2002

	Points	Driver		Points	Driver
1st	166	Mick Harris	4th	127	Bob Simpson
2nd	155	Peter Bove	5th	97	Chris Gough
3rd	147	Antony Raine	6th	85	Paul Morris

Lap Record Tim Cousins 1:07.95 86.83 mph 13/08/00

750 Formula is for lightweight two-seater sports racing cars and was originally introduced by the 750 MC in 1949, as its first racing formula. The regulations provide ample scope for the budding amateur to design and build his own car, and to develop his skills in chassis / suspension design and engine tuning within carefully controlled limits; alternatively there are often suitable cars available for sale from within the formula.

Race 15

10 Laps

750 MC Formula 4 Championship

No	CLS	DRIVER	CAR DETAILS	CCS	HOMETOWN	CLUB
3	A	Erwin Smiech	Reynard SF86	1600	Lincoln	750
5	A	Ray Gardner	Van Diemen RF86	1600	Sible Hedingham	750
6	A	David Longstaff	Ray 89F	1600	Misterton	750
7	D	David Blyth	Van Diemen RF97	1800	Wavendon Gate	750
10	A	John Woodward	Delta	1600	Stratton Audley	750
11	A	Chris Kite	Dallara 394	1600	Bracknell	750
16	D	John Moore	Van Diemen VD95	1800	Sandhurst	750
22	D	Kevin Gillespie	Van Diemen 97	1800	Robertstown	750
24	A	Barry Pritchard	Van Diemen RF93	1600	Attleborough	750
26	D	Barry Pomfret	Van Diemen RF98	1800	Bletchley	750
31	B	Dave Rees	Van Diemen	2000	Sutton in Ashfield	750
34	B	Alan Kirk	Van Diemen RF81	2000	Barnsley	750
44	A	Clive Yorath	Magnum	1600	Cheltenham	750
45	D	Ashley Edwards	Van Diemen RF98	1800	Malmesbury	750
46	C	Quentin Fulljames - Curtis	Royale RP30	2000	Alton	750
48	B	Paul Rider	Royale RP30	2000	Burnham On Crouch	750
68	D	Peter Allen	Van Diemen	1800	Brentwood	750
70	A	Ewen Sergison	Eclipse F4	1600	Armthorpe	750
71	A	Jack Sergison	Highlander	1600	Doncaster	750
80	A	Peter Monk	Lotus FVL	1600	Woodbridge	750
81	B	Thomas Monk	Royale RP34	2000	Swindon	750
83	A	Lee Atkins	Van Diemen RF87	1600	Goldalming	750
85	I	Paul Moffatt	Van Diemen FR91	1721	St Albans	MPRC
88	B	Mike Whatley	Van Diemen RF82	2000	Hepworth	750
91	A	David Healey	Delta T92	1600	Norton	750
99	A	Charles Adrian	Van Diemen FR 93	1600	Ockeridge	750

750 Motor Club Formula 4 Championship 2002

	Points	Class	Driver	Points	Class	Driver	
1st	178	A	Damon Bland	4th	126	A	Erwin Smiech
2nd	157	D	Kevin Gillespie	5th	117	A	John Woodward
3rd	150	A	Chris Kite	6th	115	D	David Blyth

Lap Records	Class	Driver	Time	Points	Date
	A	Erwin Smiech	1:00.93	96.83	13/08/00
	B	Tony Hancock	1:01.69	95.64	08/03/97
	C	James Bolton	1:03.21	93.34	13/08/00
	D	Luke Stevens	1:02.43	94.51	15/07/00

The 750 Motor Club Formula 4 Championship provides the technical sophistication of slicks and wings in an affordable single seater championship. Class A allows any design of chassis and caters for the designer/constructor as well as for cars converted from F3, FFord, FF2000 and Formula Renault; all must use the 1600 CVH Ford engine. Class B is for FF2000 cars built prior to October 1983, class C for pre Dec '80, running to the former FF2000 regulations and Class D is for pre 1999 Formula Ford Zetec cars.

750 MOTOR CLUB RACING FORMULAE

750 Formula

Lightweight two-seater sports-racing cars. Provides ample scope for the ingenious amateur designer / constructor with strictly controlled limits.

Formula 4

A single-seater formula, with a variety of classes and cars. May be one-off or conversions, with Ford CVH; Formula Ford 2000 or pre '99 Formula Ford Zetec.

Formula Vee

Probably the cheapest form of single-seater racing in the UK. May be one-off, conversions or manufacturer-built. All use the VW 'Beetle' engine, box, suspension & brakes.

750 Trophy

The 750 Motor Club's 'Historic' formula, with early 750 Formula, Austin 7s and A7 specials, 1172s and F500s.

Kit Cars

Genuine road-legal 'kit' cars, front or rear engined, using production car engines up to 3500cc. Separate class for 1800 cc Zetec.

Roadsports

All-make sportscar championship, run in 3 classes. Must be road-legal, but considerable modification is permitted.

Hot Hatch

Modified 'hatchbacks' up to 1600cc: now includes up to 2000cc with unmodified engine.

Stock Hatch

Low Cost, entry-level racing for virtually standard 'hatchbacks' of up to 1600cc.

Caterham/Lotus 7

3 classes encompass a broad range of engines and models of this ever-popular car.

Locost

Entry-level self-built cars to a common design using the same basic components and 1300 X-flow engine.

RGB

Series for roadgoing bike-engined cars in 3 classes; one for Fireblade engines, the other two on max bhp.

For more information about the 750 Motor Club, contact

Robin Knight, Competitions Secretary, Rose Farm, Upper Street, Oakley, Diss, Norfolk. IP21 4AX.

Tel: 01379 741641. Fax: 01379 741941. E-mail: RK@The750MC.fsnet.co.uk

750 Motor Club Formula Vee Championship 2002

	Points	Driver		Points	Driver
1st	156	Trevor Welsh	4th	103	Ian Jordan
2nd	131	Jeremy Clark	5th	75	Neale Blunden
3rd	122	Patrick Sherrington	6th	72	Ian Buxton

750 Motor Club Kit Car Championship 2002

	Points	Class	Driver		Points	Class	Driver
1st	106	B	Steve Taylor	4th	66	B	Andy Hiley
2nd	81	A	Matthew Lewis	5th	63	A	David Robinson
3rd	69	A	Tony Absolom	6th	62	B	Simon Childs

750 Motor Club Roadsports Championship 2002

	Points	Class	Driver		Points	Class	Driver
1st	136	A	Keith Ahlers	4th	97	A	Mal Davison
2nd	119	B	Stephen Oliver	5th	97	C	Pete Richards
3rd	100	C	Howard Jones	6th	95	B	Robbie Watts

750 Motor Club Hot Hatch Championship 2002

	Points	Class	Driver		Points	Class	Driver
1st	103	B	Lee Reynolds	4th	82	A	John Hammersley
2nd	93	A	Simon Hill	5th	79	B	Patrick Purcell
3rd	83	A	Andy Fells	6th	68	A	Mark Cunningham

750 Motor Club 7 Challenge 2002

	Points	Class	Driver		Points	Class	Driver
1st	136	A	Martin Stewart	4th	86	B	John Benfield
2nd	108	A	Peter Ratcliff	5th	83	A	William Mitcham
3rd	102	C	Terry Clark	6th	69	C	Ken Baird

750 Motor Club Stock Hatch Championship 2002

	Points	Driver		Points	Driver
1st	444	Pete Morgan	4th	370	Matt Lewis
2nd	428	Glenn Stokes	5th	364	Carl Townend
3rd	415	Tony Scarlett	6th	347	Mark Hammersley

750 Motor Club Locost Championship 2002

	Points	Driver		Points	Driver
1st	203	James Grantham	4th	120	Brian Mitcham
2nd	163	Darryl Beckwith	5th	111	Richard Cartledge
3rd	147	Darren Banks	6th	103	Andrew Crapnell

Silverstone National Circuit - Lap Speed Table

<i>Time in secs</i>	<i>Speed in mph</i>	<i>Time in secs</i>	<i>Speed in mph</i>	<i>Time in secs</i>	<i>Speed in mph</i>	<i>Time in secs</i>	<i>Speed in mph</i>	<i>Time in secs</i>	<i>Speed in mph</i>	<i>Time in secs</i>	<i>Speed in mph</i>
60.00	98.34	63.50	92.92	67.00	88.07	70.50	83.69	74.00	79.74	77.50	76.13
60.10	98.18	63.60	92.77	67.10	87.93	70.60	83.58	74.10	79.63	77.60	76.04
60.20	98.01	63.70	92.63	67.20	87.80	70.70	83.46	74.20	79.52	77.70	75.94
60.30	97.85	63.80	92.48	67.30	87.67	70.80	83.34	74.30	79.41	77.80	75.84
60.40	97.69	63.90	92.34	67.40	87.54	70.90	83.22	74.40	79.31	77.90	75.74
60.50	97.53	64.00	92.19	67.50	87.41	71.00	83.10	74.50	79.20	78.00	75.65
60.60	97.37	64.10	92.05	67.60	87.28	71.10	82.99	74.60	79.09	78.10	75.55
60.70	97.21	64.20	91.91	67.70	87.16	71.20	82.87	74.70	78.99	78.20	75.45
60.80	97.05	64.30	91.76	67.80	87.03	71.30	82.75	74.80	78.88	78.30	75.36
60.90	96.89	64.40	91.62	67.90	86.90	71.40	82.64	74.90	78.78	78.40	75.26
61.00	96.73	64.50	91.48	68.00	86.77	71.50	82.52	75.00	78.67	78.50	75.16
61.10	96.57	64.60	91.34	68.10	86.64	71.60	82.41	75.10	78.57	78.60	75.07
61.20	96.41	64.70	91.20	68.20	86.52	71.70	82.29	75.20	78.46	78.70	74.97
61.30	96.25	64.80	91.06	68.30	86.39	71.80	82.18	75.30	78.36	78.80	74.88
61.40	96.10	64.90	90.92	68.40	86.26	71.90	82.06	75.40	78.25	78.90	74.78
61.50	95.94	65.00	90.78	68.50	86.14	72.00	81.95	75.50	78.15	79.00	74.69
61.60	95.79	65.10	90.64	68.60	86.01	72.10	81.84	75.60	78.05	79.10	74.59
61.70	95.63	65.20	90.50	68.70	85.89	72.20	81.72	75.70	77.94	79.20	74.50
61.80	95.48	65.30	90.36	68.80	85.76	72.30	81.61	75.80	77.84	79.30	74.41
61.90	95.32	65.40	90.22	68.90	85.64	72.40	81.50	75.90	77.74	79.40	74.31
62.00	95.17	65.50	90.08	69.00	85.51	72.50	81.38	76.00	77.64	79.50	74.22
62.10	95.01	65.60	89.95	69.10	85.39	72.60	81.27	76.10	77.53	79.60	74.13
62.20	94.86	65.70	89.81	69.20	85.27	72.70	81.16	76.20	77.43	79.70	74.03
62.30	94.71	65.80	89.67	69.30	85.14	72.80	81.05	76.30	77.33	79.80	73.94
62.40	94.56	65.90	89.54	69.40	85.02	72.90	80.94	76.40	77.23	79.90	73.85
62.50	94.41	66.00	89.40	69.50	84.90	73.00	80.83	76.50	77.13	80.00	73.76
62.60	94.26	66.10	89.26	69.60	84.78	73.10	80.72	76.60	77.03	80.10	73.66
62.70	94.11	66.20	89.13	69.70	84.65	73.20	80.61	76.70	76.93	80.20	73.57
62.80	93.96	66.30	89.00	69.80	84.53	73.30	80.50	76.80	76.83	80.30	73.48
62.90	93.81	66.40	88.86	69.90	84.41	73.40	80.39	76.90	76.73	80.40	73.39
63.00	93.66	66.50	88.73	70.00	84.29	73.50	80.28	77.00	76.63	80.50	73.30
63.10	93.51	66.60	88.59	70.10	84.17	73.60	80.17	77.10	76.53	80.60	73.21
63.20	93.36	66.70	88.46	70.20	84.05	73.70	80.06	77.20	76.43	80.70	73.12
63.30	93.21	66.80	88.33	70.30	83.93	73.80	79.95	77.30	76.33	80.80	73.02
63.40	93.07	66.90	88.20	70.40	83.81	73.90	79.84	77.40	76.23	80.90	72.93

**750MC RGB Series with Redline Oils & Fisher Sports Cars
Provisional Results Race 1**

POS	NO	CL	NAME	NAT	ENTRY	TIME	LAPS	GAP	MPH	BEST
1	15	A	Andy CHARLESLEY		Fisher Fury	10:59.974	10		89.67	1:04.359
2	9	A	Jonathan WRIGHT		Westfield Megabusa	11:02.296	10	2.322	89.35	1:04.947
3	35	C	Alistair MASSARELLA		Fisher Fury	11:18.656	10	18.682	87.20	1:06.458
4	6	C	Gordon GRIFFIN		Fisher Fury	11:21.749	10	21.775	86.80	1:06.844
5	4	C	Peter HURST		Locoblade	11:45.714	10	45.740	83.85	1:08.963
6	26	B	Alan BUSHELL		Tiger B6	11:45.840	10	45.866	83.84	1:08.944
7	39	C	Andy LAMPORT		Fisher Fury Spyder	11:46.530	10	46.556	83.76	1:07.494
8	14	B	Ian HARRISON		Tiger B6	11:46.989	10	47.015	83.70	1:08.729
9	41	C	John STEWART		Stuart Taylor Locoblade	11:47.825	10	47.851	83.60	1:08.664
10	40	A	Dave JONES		Tiger B6	11:50.328	10	50.354	83.31	1:07.724
11	18	C	Graham HILLS		Fisher Fury	11:57.935	10	57.961	82.43	1:08.004
12	3	C	Ian JOHNSON		Fisher Fury	11:59.532	10	59.558	82.24	1:07.468
13	21	B	George NOBLE		Sylva Phoenix	12:08.726	10	1:08.752	81.21	1:10.726
14	69	C	Kris GREENSLADE		Westfield Megablade	11:05.561	9	1 LAP	80.05	1:11.681

NOT CLASSIFIED

66	C	Martin BELL	Fisher Fury	9:31.883	8	D.N.F.	82.84	1:09.160
5	C	Matthew ROWE	Westfield Megablade	5:54.951	5	D.N.F.	83.61	1:08.141
32	C	Phil GREENWAY	Sylva Phoenix	6:26.418	5	D.N.F.	76.80	1:07.682

FASTEST LAP

15	A	Andy CHARLESLEY	Fisher Fury	1:04.359	4	91.67mph	147.54kph
35	C	Alistair MASSARELLA	Fisher Fury	1:06.458	2	88.78mph	142.88kph
14	B	Ian HARRISON	Tiger B6	1:08.729	7	85.85mph	138.16kph

Non-starter: 16
LAP RECORDS CLASS A & C.

Weather/Track: Cloudy/Dry
MST sports timing

Silverstone
Circuit Length = 1.6390 miles.
Start: 13:31

Clerk of Course:

 13.50

Stewards:

Timekeeper:



MAN Trucks Sports Racing & GT

Provisional Results Race 2

POS	NO	CL	NAME	NAT	ENTRY	TIME	LAPS	GAP	MPH	BEST
1	98	A	Cheng LIM		AC Cobra	11:08.401	10		88.54	1:03.964
2	50	D	Dean LANZANTE		Lotus Exige	11:23.844	10	15.443	86.54	1:06.451
3	10	A	Tony CLINKARD		Cobra Replica	11:31.431	10	23.030	85.59	1:07.662
4	51	B	Paul CASTALDINI		Heritage C Type	11:32.772	10	24.371	85.42	1:07.500
5	17	A	Mike WALKER		Porsche 911	11:38.026	10	29.625	84.78	1:08.018
6	92	D	Stephen ARCHER		Porsche 911	11:38.211	10	29.810	84.76	1:07.439
7	36	D	Mike SALMON		Porsche 968	11:51.390	10	42.989	83.19	1:08.696
8	9	B	Richard ABELS		Jaguar E Type	12:00.185	10	51.784	82.17	1:10.271
9	27	B	Graham PADDICK		Kougar Jaguar	12:01.456	10	53.055	82.02	1:10.288
10	30	D	Steve BURTT		Porsche 911 SC	12:01.947	10	53.546	81.97	1:10.255
11	55	C	Myles CASTALDINI		Davrian GT	11:16.558	9	1 LAP	78.75	1:13.362
12	77	C	David WATTS		Ginetta G27	11:18.467	9	1 LAP	78.53	1:13.072
13	18	A	Michael SHOOBRIDGE		DWR Cobra Replica	11:21.722	9	1 LAP	78.15	1:08.730
14	90	D	Robin DALWOOD		Porsche 911	11:22.155	9	1 LAP	78.10	1:12.258
15	1	C	Ken CULVERWELL		Westfield 11	11:23.724	9	1 LAP	77.92	1:13.491
16	24	B	Justin FLEMING		Jaguar D Type Replica	11:24.559	9	1 LAP	77.83	1:13.736
17	87	A	Robert DOWNEY		AC Cobra	11:34.785	9	1 LAP	76.68	1:14.819
18	25	D	Graham TURNER		Ford GT40 Mk 1	11:44.689	9	1 LAP	75.60	1:15.100
19	57	A	Nick TAYLOR		Gardner Douglas Cobra	12:08.127	9	1 LAP	73.17	1:04.268
20	21	D	Anna ROBINS		Reliant Sabre 6	12:16.348	9	1 LAP	72.35	1:18.396
21	89	A	Tony ECKFORD		Sunbeam Tiger	12:21.613	9	1 LAP	71.84	1:19.532
22	3	C	Jo BAMFORD		Jaguar XK120	12:10.550	8	2 LAPS	64.85	1:29.014

FASTEST LAP

98	A	Cheng LIM	AC Cobra	1:03.964	3	92.24mph	148.45kph
50	D	Dean LANZANTE	Lotus Exige	1:06.451	8	88.79mph	142.89kph
51	B	Paul CASTALDINI	Heritage C Type	1:07.500	6	87.41mph	140.67kph
77	C	David WATTS	Ginetta G27	1:13.072	5	80.74mph	129.95kph

Non-starters: 7 & 33
Weather/Track: Cloudy/Dry

Silverstone
Circuit Length = 1.6390 miles.
Start: 13:55

MST sports timing

Clerk of Course:

Walker 14:45

Stewards:

Timekeeper:

750MC Formula Vee

Provisional Results Race 3

POS	NO	CL	NAME	NAT	ENTRY	TIME	LAPS	GAP	MPH	BEST
1	1		Jeremy CLARK		Spyder GAC	11:18.038	10		87.28	1:06.359
2	2		Trevor WELSH		Leystone 2001	11:22.167	10	4.129	86.75	1:06.527
3	12		Guy BELLINGHAM		GAC01	11:23.597	10	5.559	86.57	1:06.286
4	28		Patrick SHERRINGTON		Scarab Mk2	11:24.193	10	6.155	86.49	1:06.802
5	56		Neale BLUNDEN		TTM Veetech	11:24.673	10	6.635	86.43	1:06.209
6	6		Paul MITSON		GAC01	11:25.304	10	7.266	86.35	1:06.831
7	21		Ian JORDAN		Sheane 98	11:25.324	10	7.286	86.35	1:06.534
8	35		Mike JENVEY		Sheane	11:25.670	10	7.632	86.31	1:06.797
9	43		John STAPLETON		Leystone JH002	11:33.676	10	15.638	85.31	1:07.418
10	46		John BOWLES		Ray 87	11:33.782	10	15.744	85.30	1:07.242
11	11		Mike PASCALL		GAC01	11:38.945	10	20.907	84.67	1:08.216
12	77		Laurence WILTSHIRE		AHS	11:39.268	10	21.230	84.63	1:07.898
13	57		Neil CHILLEYSTONE		Scarab Mk2	11:39.278	10	21.240	84.63	1:08.168
14	50		James B CONYERS		Sheane	11:46.038	10	28.000	83.82	1:08.436
15	17		Adam WILKINSON		Sheane FV96	11:55.380	10	37.342	82.72	1:09.135
16	85		Tony DOWSON		Sheane	11:55.851	10	37.813	82.67	1:08.250
17	97		Mark DUNHAM		Sheane	11:56.098	10	38.060	82.64	1:09.588
18	86		Richard HARRIS		Sheane AHS 97/02	11:56.414	10	38.376	82.60	1:08.959
19	94		Aaron ATKINS		Sheane	11:56.757	10	38.719	82.56	1:08.834
20	38		David HEAVEY		Leystone JH002	11:56.922	10	38.884	82.54	1:08.508
21	51		Alistair HESLOP		Scarab Mk4	12:05.035	10	46.997	81.62	1:09.605
22	54		Ian FULLER		Rossallini FV931	12:05.699	10	47.661	81.55	1:09.993
23	23		Adrian WESTON		Formula Vee	12:06.938	10	48.900	81.41	1:08.830
24	55		Jon RANDALL		Kaimann	12:06.945	10	48.907	81.41	1:09.485
25	22		Stephen GLASSWELL		Sheane 97	12:07.190	10	49.152	81.38	1:10.068
26	69		Rob KOMEN		Sheane	12:09.464	10	51.426	81.12	1:09.955
27	42		Ian ELLIS		Scarab Mk4	12:10.488	10	52.450	81.01	1:09.963
28	67		Stuart FEATHER		Sheane FV90 AJD	12:10.618	10	52.580	81.00	1:10.643
29	36		Peter KALPAKIOTIS		Leystone AHS	12:20.460	10	1:02.422	79.92	1:10.995
30	29		Simon LIVESLEY		Scarab Mk4	12:20.510	10	1:02.472	79.91	1:11.378
31	91		Paul NICHOLLS		Leystone JH02 AHS	11:33.952	9	1 LAP	76.77	1:13.597
32	34		Lee LEVETT		Sheane	11:18.888	8	2 LAPS	69.79	1:20.739

NOT CLASSIFIED

27	Nik BAATZ	Sheane AHS	2:27.577	2	D.N.F.	81.15	1:08.424
90	Ian BUXTON	Leystone	2:27.669	2	D.N.F.	81.10	1:07.801

FASTEST LAP

56	Neale BLUNDEN	TTM Veetech	1:06.209	3	89.11mph	143.42kph
----	---------------	-------------	----------	---	----------	-----------

No 56 includes 2 second penalty: J.16.1.2 Overtaking under yellow flag.
Weather/Track: Cloudy/Dry

Silverstone
Circuit Length = 1.6390 miles.
Start: 14:18

MST sports timing

Clerk of Course:

 16.20

Stewards:

Timekeeper:



KELSport/Club Lotus Roadsports

Provisional Results Race 4

POS	NO	CL	NAME	NAT	ENTRY	TIME	LAPS	GAP	MPH	BEST
1	29	A	Keith AHLERS		Morgan +8	8:43.471	8		90.51	1:03.915
2	21	A	Rick LLOYD		Morgan +8	8:51.850	8	8.379	89.08	1:04.592
3	2	A	Mal DAVISON		Porsche 993	8:54.382	8	10.911	88.66	1:04.346
4	17	A	Mike WALKER		Porsche 911 RSR	9:08.271	8	24.800	86.41	1:06.481
5	92	A	Stephen ARCHER		Porsche 911	9:08.744	8	25.273	86.34	1:06.894
6	39	A	Paul EDWARDS		Porsche 911	9:14.019	8	30.548	85.52	1:07.367
7	6	B	Mike YOULES		Lotus Elan	9:19.294	8	35.823	84.71	1:06.499
8	88	A	Chris WILLIAMS		Morgan +8	9:22.030	8	38.559	84.30	1:07.064
9	28	A	John DENCH		Porsche 911	9:30.646	8	47.175	83.02	1:07.915
10	7	B	Robbie WATTS		Renault Spider	9:31.784	8	48.313	82.86	1:09.298
11	52	A	Clive BAILEY		Porsche 911	9:32.152	8	48.681	82.80	1:09.062
12	5	A	Pat THOMAS		Lotus Exige	9:34.631	8	51.160	82.45	1:10.039
13	46	A	Mark DONALD		Lotus Exige	9:39.502	8	56.031	81.75	1:08.959
14	61	A	Stuart JEFCOATE		Porsche 911 Carrera	9:44.865	8	1:01.394	81.00	1:11.058
15	99	B	Alec LIVESLEY		Jensen Healey	9:45.110	8	1:01.639	80.97	1:11.036
16	22	A	Paul GLYNN		TVR Griffith	9:45.748	8	1:02.277	80.88	1:10.623
17	47	A	Wayne JACKSON		Porsche 968	8:45.156	7	1 LAP	78.98	1:11.882
18	9	A	Chris VAREY		Porsche 968CS Turbo	8:54.945	7	1 LAP	77.53	1:13.538
19	42	C	Paul MORGAN		Ginetta G15	8:55.355	7	1 LAP	77.48	1:12.539
20	33	C	Rob MOODY		Turner MkII	8:55.683	7	1 LAP	77.43	1:14.114
21	12	C	Pete RICHARDS		Clan Crusader	8:58.488	7	1 LAP	77.02	1:13.880
22	41	A	John HAZZARD		Dodge Viper	8:59.431	7	1 LAP	76.89	1:10.660
23	11	B	Nigel AINGE		Porsche 944	9:07.987	7	1 LAP	75.69	1:15.020
24	77	B	David HOYLE		Renault Spyder	9:09.628	7	1 LAP	75.46	1:13.818
25	91	A	Steve DORRELL		Porsche 911	9:10.913	7	1 LAP	75.29	1:15.030
26	37	B	Paul KEEVILL		Lotus Elan	9:20.589	7	1 LAP	73.99	1:15.125
27	89	A	Tony ECKFORD		Sunbeam Tiger	9:48.732	7	1 LAP	70.45	1:20.689
28	25	A	Doug ELLWOOD		TVR Griffith	8:45.877	6	2 LAPS	67.65	1:11.587
NOT CLASSIFIED										
95	B	Richard PERKS		Renault Spider		8:26.702	5	D.N.F.	58.57	1:17.006
50	A	Holly MASON		Lotus Exige		2:34.582	2	D.N.F.	77.48	1:10.899
24	C	Neil BROWN		Clan		2:16.861	1	D.N.F.	44.40	2:16.861
19	C	John MORGAN		Ginetta G15			0	D.N.F.	N/A	
FASTEST LAP										
29	A	Keith AHLERS		Morgan +8		1:03.915	3	92.31mph	148.56kph	
6	B	Mike YOULES		Lotus Elan		1:06.499	8	88.72mph	142.79kph	
42	C	Paul MORGAN		Ginetta G15		1:12.539	6	81.34mph	130.90kph	

Did not restart: 3 & 18
LAP RECORDS CLASS A, B & C.

Weather/Track: Cloudy/Dry
MST sports timing

Silverstone
Circuit Length = 1.6390 miles.
Start: 15:04

Clerk of Course:

[Signature] 15:39

Stewards:

Timekeeper:

[Signature]

750MC Kit Cars

Provisional Results Race 5

POS	NO	CL	NAME	NAT	ENTRY	TIME	LAPS	GAP	MPH	BEST
1	38	B	Steve TAYLOR		Sylva Phoenix	11:22.254	10		86.74	1:06.509
2	75	A	Matthew LEWIS		Eldon Roadster	11:22.843	10	0.589	86.66	1:07.178
3	39	A	Dan COMPTON		Sylva Mk2	11:30.240	10	7.986	85.73	1:07.458
4	4	B	Simon CHILDS		Sylva Phoenix	11:30.959	10	8.705	85.65	1:07.479
5	55	B	Andrew WARD		Sylva Striker	11:38.783	10	16.529	84.69	1:08.012
6	13	A	Graham DASH		Sylva Striker	11:38.925	10	16.671	84.67	1:08.124
7	45	B	Brian DEAN		Sylva Striker Mk2	11:39.432	10	17.178	84.61	1:07.791
8	53	B	Andy HILEY		Locost	11:43.328	10	21.074	84.14	1:08.137
9	82	A	Chris BROWN		Sylva Striker	11:45.019	10	22.765	83.94	1:08.289
10	90	B	Tony SOUTHGATE		Sylva Phoenix	11:50.967	10	28.713	83.23	1:09.114
11	71	B	Matt JONES		Westfield SE	11:56.108	10	33.854	82.64	1:09.558
12	48	B	Jim GOODWIN		Sylva Striker	11:58.700	10	36.446	82.34	1:09.937
13	84	A	Wicher KIST		Westfield SEW	11:59.982	10	37.728	82.19	1:09.758
14	12	A	Jamie PACKHAM		Fisher Fury	12:09.493	10	47.239	81.12	1:10.170
15	88	B	Bryan HEALEY		Sylva Striker	12:11.728	10	49.474	80.87	1:10.634
16	6	B	Andrew OWEN		Sylva Phoenix	12:11.821	10	49.567	80.86	1:09.628
17	10	A	Clive TURNER		Autotune Gemini	12:12.043	10	49.789	80.84	1:11.304
18	20	B	Robert PUTNAM		Procomp LA Gold	12:12.178	10	49.924	80.82	1:10.225
19	70	A	Roger DEXTER		Westfield 7SE	12:12.400	10	50.146	80.80	1:10.210
20	26	A	Peter ROWNEY		Westfield SEi	12:12.833	10	50.579	80.75	1:10.345
21	57	A	Ken MARSH		Fisher Fury	12:21.454	10	59.200	79.81	1:10.276
22	21	B	Nigel BROWN		Sylva Phoenix	12:22.821	10	1:00.567	79.67	1:11.813
23	28	A	Foster LEWINS		Dutton Legerra	12:31.763	10	1:09.509	78.72	1:12.588
24	40	A	Mark ALLCOCK		Dutton Melos	12:38.949	10	1:16.695	77.97	1:12.910
25	16	A	Anton LANDON		Westfield SE	12:00.573	9	1 LAP	73.94	1:17.802
26	47	A	Graeme MANTON		Sylva Striker	12:26.481	9	1 LAP	71.37	1:19.616

NOT CLASSIFIED

65	B	Richard CLOUGH	Sylva Stryker	8:13.414	7	D.N.F.	84.06	1:08.523
51	A	Tony ABSOLOM	Sylva Striker	8:16.179	7	D.N.F.	83.59	1:07.585

FASTEST LAP

38	B	Steve TAYLOR	Sylva Phoenix	1:06.509	6	88.71mph	142.77kph
75	A	Matthew LEWIS	Eldon Roadster	1:07.178	6	87.83mph	141.35kph

Non-starters: 25, 41, 44, 72, 89
LAP RECORD CLASS B.

Weather/Track: Cloudy/Dry
MST sports timing

Silverstone
Circuit Length = 1.6390 miles.
Start: 15:36

Clerk of Course:

Stewards:

Timekeeper:

Demon Tweeks/Yokohama/CCC Hot Hatch Provisional Results Race 6

POS	NO	CL	NAME	NAT	ENTRY	TIME	LAPS	GAP	MPH	BEST
1	19	A	Roger EBDON		Fiesta XR2	11:59.281	10		82.27	1:10.423
2	21	B	Patrick PURCELL		Vauxhall Nova	12:05.446	10	6.165	81.57	1:10.957
3	17	A	Andrew DUNLOP		Astra GTE	12:06.307	10	7.026	81.48	1:10.601
4	13	A	Adrian LOWES		Escort 1600S	12:07.505	10	8.224	81.34	1:10.756
5	1	A	Mark CUNNINGHAM		Fiesta	12:08.861	10	9.580	81.19	1:10.872
6	11	A	Mark AHLIN		Saxo VTR	12:14.846	10	15.565	80.53	1:11.608
7	50	A	John HAMMERSLEY		Peugeot 205 GTi	12:15.269	10	15.988	80.48	1:11.526
8	32	A	Richard WALMSLEY		Peugeot 106 GTi 16v	12:17.612	10	18.331	80.23	1:11.822
9	97	B	Andy McLENNAN		Suzuki Swift	12:21.633	10	22.352	79.79	1:12.367
10	10	B	Lee REYNOLDS		Citroen AX GTi	12:23.259	10	23.978	79.62	1:11.637
11	55	A	Steve HORNER		Fiesta RS 1800	12:25.206	10	25.925	79.41	1:11.782
12	31	A	Lewis WILLIAMS		Fiesta XR2	12:26.378	10	27.097	79.29	1:12.159
13	20	A	Geoff BLUFF		Vauxhall Nova GTE	12:43.903	10	44.622	77.47	1:12.993
14	66	A	Steve TREEN		Peugeot 205 GTi	12:47.461	10	48.180	77.11	1:14.362
15	69	A	Martin LEWIS		Fiesta XR2	12:49.603	10	50.322	76.89	1:12.959
16	52	A	Leslie OTT		Fiesta XR2i	12:50.438	10	51.157	76.81	1:14.571
17	91	A	Paul FINES-ALLIN		Fiesta XR2	12:57.311	10	58.030	76.13	1:14.775
18	23	A	Stephen WOOD		Peugeot 205 GTi	13:01.349	10	1:02.068	75.74	1:15.136
19	33	B	Mark ROUTLEDGE		Fiesta	12:43.001	9	1 LAP	69.83	1:20.667

NOT CLASSIFIED

84	B	Mark BUSH	Rover Metro GTi	8:04.624	6	D.N.F.	73.41	1:12.174
29	A	Craig DAWSON	Fiesta XR2	6:16.473	5	D.N.F.	78.83	1:11.923
22	A	Andy FELLS	Fiesta XR2		0	D.N.F.	N/A	
51	A	Simon HILL	Peugeot 205 GTi		0	D.N.F.	N/A	

FASTEST LAP

19	A	Roger EBDON	Fiesta XR2	1:10.423	8	83.78mph	134.83kph
21	B	Patrick PURCELL	Vauxhall Nova	1:10.957	10	83.15mph	133.82kph

LAP RECORD CLASS B
Weather/Track: Bright/Dry

Silverstone
Circuit Length = 1.6390 miles.
Start: 15:57

MST sports timing

Clerk of Course:

Stewards:

Timekeeper:

750MC 750 Trophy

Provisional Results Race 7

POS	NO	CL	NAME	NAT	ENTRY	TIME	LAPS	GAP	MPH	BEST
1	1	C	Don RAWSON		Rawson Special	10:58.661	8		71.93	1:20.286
2	11	C	John MARSHALL		Lotus Mk6	11:01.264	8	2.603	71.65	1:20.166
3	33	D	Kerry HORAN		Vincent Trenberth	11:43.541	8	44.880	67.34	1:25.748
4	2	C	Roger WINDLEY		Genie	11:44.688	8	46.027	67.23	1:25.034
5	68	C	Pete BIRCH		JGS III	11:44.708	8	46.047	67.23	1:25.553
6	22	C	Phil EVANS		Time 3B	12:07.139	8	1:08.478	65.15	1:28.250
7	21	C	David BRAND		Reliant RRK	12:07.423	8	1:08.762	65.13	1:28.162
8	10	B	Nick HAYWARD-COOK		A7 Monoposto	12:08.905	8	1:10.244	65.00	1:29.014
9	14	A	Mike GILBERT		Austin 7 Special	11:05.333	7	1 LAP	62.34	1:32.299
10	23	B	Slavko RADISA		Gerrell Mk I	11:07.905	7	1 LAP	62.10	1:31.549
11	60	D	James CONYERS		Bond C3	11:37.229	7	1 LAP	59.49	1:35.982
12	26	B	Michael WHITBY		Austin 7 Special	12:12.109	7	1 LAP	56.65	1:41.523

NOT CLASSIFIED

5	C	Roger ROWE	RWR	9:40.747	7	D.N.F.	71.42	1:19.062
13	C	Cliff RINGROSE	WEV	7:20.660	4	D.N.F.	53.96	1:34.023
32	C	David WHETTON	Warren	4:23.557	2	D.N.F.	45.44	1:55.582

FASTEST LAP

5	C	Roger ROWE	RWR	1:19.062	7	74.63mph	120.10kph
33	D	Kerry HORAN	Vincent Trenberth	1:25.748	7	68.81mph	110.74kph
10	B	Nick HAYWARD-COOK	A7 Monoposto	1:29.014	5	66.28mph	106.67kph
14	A	Mike GILBERT	Austin 7 Special	1:32.299	7	63.92mph	102.88kph

Non-starter: 71
Weather/Track: Sunny/Dry


Silverstone
Circuit Length = 1.6390 miles.
Start: 16:19

MST sports timing

Clerk of Course:

www.mstworld.com

Stewards:


Timekeeper:


750MC 7 Challenge

Provisional Results Race 8


POS	NO	CL	NAME	NAT	ENTRY	TIME	LAPS	GAP	MPH	BEST
1	7	A	John SCHNEIDER		Caterham 7	10:58.598	10		89.85	1:04.098
2	21	A	Peter RATCLIFF		Caterham 7	10:59.257	10	0.659	89.76	1:04.372
3	19	A	Chris PORRITT		Caterham 7	10:59.590	10	0.992	89.72	1:03.593
4	49	A	Ian WALE		Caterham Super 7	11:00.957	10	2.359	89.53	1:03.661
5	99	A	Martin STEWART		Caterham Super 7	11:01.279	10	2.681	89.49	1:03.603
6	4	A	Keith DUNN		Caterham Superlight	11:01.468	10	2.870	89.46	1:04.209
7	44	A	William MITCHAM		Caterham 7	11:04.068	10	5.470	89.11	1:05.023
8	22	A	Bruce WHITE		Caterham	11:09.742	10	11.144	88.36	1:05.385
9	87	A	Mark LANYON		Caterham Super 7	11:11.529	10	12.931	88.12	1:05.334
10	25	A	Peter LAWRENCE		Caterham Superlight	11:11.634	10	13.036	88.11	1:05.576
11	63	A	Andy TOONE		Caterham 7	11:12.538	10	13.940	87.99	1:05.547
12	88	A	Andrew MARRIOTT		Caterham Superlight	11:41.093	10	42.495	84.41	1:07.492
13	34	B	Steve ROGERS		Caterham K series	11:44.108	10	45.510	84.05	1:08.899
14	40	B	Ian STONES		Caterham Roadsport	11:50.702	10	52.104	83.27	1:09.117
15	5	B	John BENFIELD		Caterham 7	11:50.742	10	52.144	83.26	1:08.994
16	3	B	Tim LAMB		Caterham 7	11:51.036	10	52.438	83.23	1:08.671
17	32	C	Terry CLARK		Caterham 7	11:57.767	10	59.169	82.45	1:09.544
18	29	C	Ken BAIRD		Caterham 7	11:58.408	10	59.810	82.37	1:09.188
19	97	A	Peter FRENCH		Caterham Superlight	12:08.985	10	1:10.387	81.18	1:09.453
20	16	B	Howard KAYE		Caterham 7 Supersports	11:02.836	9	1 LAP	80.38	1:09.210
21	77	C	Steve HINDLE		Caterham 7 Academy	11:04.435	9	1 LAP	80.18	1:11.526
22	48	B	Gerald SIMPSON		Caterham Supersprint	11:05.504	9	1 LAP	80.06	1:11.162
23	18	C	Marc GEACH		Caterham 7	11:06.144	9	1 LAP	79.98	1:11.777
NOT CLASSIFIED										
68	B	Richard WEBB		Caterham 7		10:54.300	9	D.N.F.	81.43	1:10.675
79	C	Mark HARRIS		Caterham		7:57.033	6	D.N.F.	74.58	1:12.147
FASTEST LAP										
19	A	Chris PORRITT		Caterham 7		1:03.593	9	92.78mph	149.32kph	
3	B	Tim LAMB		Caterham 7		1:08.671	7	85.92mph	138.27kph	
29	C	Ken BAIRD		Caterham 7		1:09.188	6	85.28mph	137.24kph	

Non-starter: 10, 27 & 30
LAP RECORD CLASS A.

Weather/Track: Sunny/Dry
MST sports timing

Silverstone
Circuit Length = 1.6390 miles.
Start: 16:39

Clerk of Course:



Stewards:

Timekeeper:



Stuart Taylor Motorsport Locost Provisional Results Race 9

POS	NO	CL	NAME	NAT	ENTRY	TIME	LAPS	GAP	MPH	BEST
1	70		James GRANTHAM		Locost	12:59.450	10		75.92	1:16.251
2	62		Brian MITCHAM		Locost	12:59.773	10	0.323	75.89	1:16.455
3	3		Darren BANKS		Locost	13:00.124	10	0.674	75.86	1:15.959
4	1		Darryl BECKWITH		Locost	13:00.437	10	0.987	75.83	1:16.310
5	72		James HARRIS		Locost	13:01.163	10	1.713	75.75	1:15.329
6	52		Simon READ		Locost	13:04.542	10	5.092	75.43	1:16.424
7	5		Malcolm MITTON		Locost	13:05.241	10	5.791	75.36	1:15.986
8	7		Royce GREY		Locost	13:05.281	10	5.831	75.36	1:16.100
9	49		Mark CRANKSHAW		Locost	13:05.458	10	6.008	75.34	1:16.461
10	33		Chris JAMES		Locost	13:06.138	10	6.688	75.28	1:15.699
11	15		Richard CARTLEDGE		Locost	13:06.286	10	6.836	75.26	1:16.079
12	37		Kevin LUCAS		Locost	13:08.643	10	9.193	75.04	1:16.385
13	6		Tim GRAY		Locost	13:14.437	10	14.987	74.49	1:16.827
14	39		Colin BECKWITH		Locost	13:15.755	10	16.305	74.37	1:17.220
15	87		Alan YEARLEY		Locost	13:17.169	10	17.719	74.23	1:17.171
16	88		Nik TARRY		Locost	13:17.531	10	18.081	74.20	1:17.225
17	51		Helen SAUNDERS		Locost	13:22.813	10	23.363	73.71	1:17.396
18	96		Jon GLOVER		Locost	13:25.939	10	26.489	73.43	1:18.094
19	30		Ian COLLINS		Locost	13:26.345	10	26.895	73.39	1:18.718
20	73		Ged SIDNELL		Locost	13:26.511	10	27.061	73.37	1:18.418
21	66		Brian TURVEY		Locost	13:27.728	10	28.278	73.26	1:18.982
22	9		Andrew CRAPNELL		Locost	13:35.754	10	36.304	72.54	1:16.568
23	32		Derek LINLEY		Locost	13:41.060	10	41.610	72.07	1:19.714
24	11		Ivan THOMAS		Locost	13:43.049	10	43.599	71.90	1:19.755
25	99		Stuart JAMES		Locost	13:51.670	10	52.220	71.15	1:20.076
26	36		Danny CASSAR		Locost	13:54.431	10	54.981	70.92	1:20.595
27	22		Mark BENTON		Locost	14:20.510	10	1:21.060	68.77	1:22.273
28	48		Ian MCLAUGHLIN		Locost	14:20.682	10	1:21.232	68.76	1:22.968
29	34		Ian GIBSON		Locost	13:11.773	9	1 LAP	67.29	1:24.924

NOT CLASSIFIED

16	Niki BAXTER	Locost	11:40.397	8	D.N.F.	67.64	1:23.575
41	Brett TOWNSEND	Locost	7:55.597	6	D.N.F.	74.80	1:16.251
69	John BALLENTYNE	Locost	8:40.938	6	D.N.F.	68.29	1:24.833
23	Stephen LANSLEY	Locost	6:45.875	5	D.N.F.	73.12	1:17.649
18	Philip O'HALLORAN	Locost	4:52.710	3	D.N.F.	61.07	1:28.573

FASTEST LAP

72	James HARRIS	Locost	1:15.329	6	78.32mph	126.05kph
----	--------------	--------	----------	---	----------	-----------

AWAITING RESULT OF JUDICIAL ACTION.

Non-starter: 24
Weather/Track: Sunny/Dry

Silverstone
Circuit Length = 1.6390 miles.
Start: 17:00

MST sports timing

Clerk of Course:  17.39	Stewards:	Timekeeper: 
--	-----------	--

John Cooper Challenge

Provisional Results Race 10

POS	NO	CL	NAME	NAT	ENTRY	TIME	LAPS	GAP	MPH	BEST
1	7		Steven MELI		ClubSport Mini	13:21.047	10		73.87	1:18.726
2	16		Nick SMITH		ClubSport Mini	13:23.048	10	2.001	73.69	1:18.672
3	25		Ben BLYDENSTEIN		ClubSport Mini	13:24.213	10	3.166	73.58	1:18.632
4	21		Arthur FORSTER		ClubSport Mini	13:25.709	10	4.662	73.45	1:18.996
5	18		Graham PARSONS		ClubSport Mini	13:30.056	10	9.009	73.05	1:19.303
6	6		Glen CHRISTIAN		ClubSport Mini	13:34.298	10	13.251	72.67	1:19.540
7	5		Barney CRAGGS		ClubSport Mini	13:34.972	10	13.925	72.61	1:19.715
8	17		Tony SKELTON		ClubSport Mini	13:35.675	10	14.628	72.55	1:19.226
9	15		Phil HOLLINGDALE		ClubSport Mini	13:35.997	10	14.950	72.52	1:19.653
10	8		Chris CHILTON		ClubSport Mini	13:36.550	10	15.503	72.47	1:19.148
11	27		Dominic YARNOLD		ClubSport Mini	13:39.622	10	18.575	72.20	1:19.618
12	12		Dave ELLIOTT		ClubSport Mini	13:41.103	10	20.056	72.07	1:19.527
13	2		Julian MAYNARD		ClubSport Mini	13:44.098	10	23.051	71.81	1:20.388
14	22		Nigel ARMITAGE		ClubSport Mini	13:47.845	10	26.798	71.48	1:20.707
15	10		Ross DYSON		ClubSport Mini	13:48.560	10	27.513	71.42	1:20.839
16	28		Oliver WILMORE		ClubSport Mini	13:55.917	10	34.870	70.79	1:21.044
17	19		Stephen CAMPBELL		ClubSport Mini	13:56.830	10	35.783	70.72	1:20.302
18	26		Julian McGINNITY		ClubSport Mini	13:57.579	10	36.532	70.65	1:20.033
19	23		Andy WATERFALL		ClubSport Mini	13:57.917	10	36.870	70.62	1:19.877
20	9		Phil DYSON		ClubSport Mini	13:59.627	10	38.580	70.48	1:21.370
21	3		Jo BAMFORD		ClubSport Mini	14:05.605	10	44.558	69.98	1:21.423

NOT CLASSIFIED

4	Liz BIAGIONI	ClubSport Mini	10:54.761	8	D.N.F.	72.36	1:19.841
11	David PHILLIPS	ClubSport Mini	13:04.237	8	D.N.F.	60.41	1:19.626
20	Andrew STEVENS	ClubSport Mini	4:42.209	3	D.N.F.	63.34	1:21.122


FASTEST LAP

25	Ben BLYDENSTEIN	ClubSport Mini	1:18.632	9	75.03mph	120.76kph
----	-----------------	----------------	----------	---	----------	-----------

No 26 includes 1 second penalty - J.16.1.2: overtaking under yellow flags.

Silverstone
Circuit Length = 1.6390 miles.

MST sports timing

Clerk of Course:  15:50	Stewards:	Timekeeper: 
---	-----------	--

Demon Tweeks/Yokohaha/CCC Stock Hatch

Provisional Results Race 11

POS	NO	CL	NAME	NAT	ENTRY	TIME	LAPS	GAP	MPH	BEST
1	32		Daniel ADDERLEY		Peugeot 205 GTi	13:13.837	10		74.55	1:16.886
2	17		Tom REYNOLDS		Golf GTi	13:18.183	10	4.346	74.14	1:17.544
3	98		Ian OAKES		Vauxhall Nova GTE	13:18.496	10	4.659	74.11	1:17.410
4	63		Pat GROVE		Peugeot 205 GTi	13:18.915	10	5.078	74.07	1:17.463
5	100		Wayne BAILEY		Peugeot 205 GTi	13:19.052	10	5.215	74.06	1:17.889
6	58		Martin BOON		Fiesta Si	13:19.776	10	5.939	73.99	1:17.728
7	118		Richard MOORE		Peugeot 205 GTi	13:19.962	10	6.125	73.97	1:18.296
8	89		Nick JOYCE		Fiesta XR2	13:20.091	10	6.254	73.96	1:18.367
9	90		Peter SKINNER		Fiesta XR2	13:21.344	10	7.507	73.85	1:18.093
10	67		Mark ALDEN		Fiesta XR2	13:24.724	10	10.887	73.54	1:17.771
11	99		Matt FINCHAM		Peugeot 205 GTi	13:25.062	10	11.225	73.51	1:17.948
12	62		Cliff PELLIN		Fiesta XR2	13:25.486	10	11.649	73.47	1:18.087
13	73		David CHINN		Fiesta XR2	13:26.530	10	12.693	73.37	1:18.262
14	66		David ROWE		Rover Metro GTi	13:28.322	10	14.485	73.21	1:18.541
15	26		Simon HOWARD		Fiesta XR2	13:28.610	10	14.773	73.18	1:18.706
16	101		Stephen FORSTER		Fiesta XR2	13:29.387	10	15.550	73.11	1:18.653
17	53		Paul COULAM		Fiesta XR2	13:33.846	10	20.009	72.71	1:18.473
18	39		Richard KINGSNORTH		Peugeot 205 GTi	13:38.629	10	24.792	72.29	1:19.513
19	40		John WAPLES		Fiesta XR2i	13:42.135	10	28.298	71.98	1:19.580
20	114		James GARDINER		Peugeot 205 GTi	13:42.755	10	28.918	71.93	1:19.482
21	35		Andrew THORPE		Fiesta XR2	13:44.947	10	31.110	71.73	1:19.838
22	75		Simon BOWYER		Fiesta XR2	13:45.700	10	31.863	71.67	1:19.754
23	25		Matt URLWIN		Fiesta XR2	13:46.562	10	32.725	71.59	1:19.578
24	54		Michael WRIGHT		Fiesta XR2	13:57.990	10	44.153	70.62	1:20.581
25	36		Michael COLEMAN		Fiesta XR2	14:00.529	10	46.692	70.40	1:18.888
26	108		Arthur SHAW		Fiesta XR2i	14:02.400	10	48.563	70.25	1:21.377
27	13		Anthony LE TISSIER		Fiesta XR2	14:03.415	10	49.578	70.16	1:20.930
28	57		Richard HERBERT		Fiesta XR2	14:07.885	10	54.048	69.79	1:20.850
29	107		Paul WHITTLE		Fiesta XR2i	14:17.005	10	1:03.168	69.05	1:22.548
30	102		Ian PERRY		Peugeot 205	14:17.788	10	1:03.951	68.99	1:21.991
31	30		Richard BALDWIN		Fiesta XR2	14:25.269	10	1:11.432	68.39	1:24.081

NOT CLASSIFIED

15	Dave BALDING	Fiesta XR2	10:51.066	8	D.N.F.	72.77	1:17.926
82	Ian KAY	Fiesta XR2	9:17.973	7	D.N.F.	74.33	1:17.869

FASTEST LAP

32	Daniel ADDERLEY	Peugeot 205 GTi	1:16.886	3	76.74mph	123.50kph
----	-----------------	-----------------	----------	---	----------	-----------

Non-starter: 69
Weather/Track: Sunny/Dry

MST sports timing

Silverstone
Circuit Length = 1.6390 miles.
Start 15:19

Clerk of Course:

Stewards:

Timekeeper:

M.D. Wood 15:47

www.mstworld.com

Issued - 15:35 Sunday, 28 July 2002

Austin 7 Triple Challenge

Provisional Results Race 12

POS	NO	CL	NAME	NAT	ENTRY	TIME	LAPS	GAP	MPH	BEST
1	4		Graham CHAMBERS		Austin Ulster	11:51.399	8		66.60	1:26.770
2	1		Don RAWSON		Austin D & S Special	11:53.743	8	2.344	66.38	1:25.819
3	10		Nick HAYWARD-COOK		Austin 7 Monoposto	11:54.239	8	2.840	66.33	1:27.545
4	29		Darrell WOODS		Austin Ulster	11:59.859	8	8.460	65.81	1:26.548
5	24		Terry ROWING		Austin Ulster	12:07.975	8	16.576	65.08	1:28.200
6	41		John SKEAVINGTON		Austin Ulster	12:12.290	8	20.891	64.70	1:29.320
7	14		Mike GILBERT		Austin Seven	12:30.561	8	39.162	63.12	1:31.728
8	30		Tim MYALL		A7 1925 Works Rep	13:20.771	8	1:29.372	59.16	1:34.415
9	18		Geoffrey BRANDON		Austin 7	13:21.734	8	1:30.335	59.09	1:33.063
10	26		Keith WHITBY		Austin 7 Special	13:30.529	8	1:39.130	58.45	1:37.972
11	20		Locky McKENZIE		Austin 7 Special	11:51.980	7	1 LAP	58.25	1:36.821
12	21		A FRAYLING-CORK		Austin Special	11:59.650	7	1 LAP	57.63	1:39.992
13	12		Nick ALLEN		Austin Ulster	12:28.528	7	1 LAP	55.41	1:41.764
14	23		Frank TIEDEMAN		Austin Ulster	13:40.315	7	1 LAP	50.56	1:52.856
15	19		David MORGAN		Cooper Special	13:41.334	7	1 LAP	50.50	1:51.868
NOT CLASSIFIED										
	22		Glynn HOBBS		Austin Special	8:04.779	5	D.N.F.	61.22	1:31.431
	36		Keith JENKINS		A7 Speedex Silverstone	6:21.877	4	D.N.F.	62.26	1:31.757
FASTEST LAP										
	1		Don RAWSON		Austin D & S Special	1:25.819	7	68.75mph	110.64kph	

Non-starter: 27
Weather/Track; Bright/Dry

MST sports timing

Silverstone
Circuit Length = 1.6390 miles.
Start: 15:40

Clerk of Course:

 16.00

Stewards:

Timekeeper:



Demon Tweaks/Yokohaha/CCC Stock Hatch

Provisional Results Race 13

POS	NO	CL	NAME	NAT	ENTRY	TIME	LAPS	GAP	MPH	BEST
1	7		Glenn STOKES		Peugeot 106	12:45.708	10		77.28	1:15.328
2	1		Tony SCARLETT		Peugeot 106 XSi	12:46.481	10	0.773	77.21	1:15.036
3	38		Phillip BECKER		Fiesta XR2i	12:47.843	10	2.135	77.07	1:15.252
4	3		Pete MORGAN		Fiesta XR2	12:50.087	10	4.379	76.84	1:15.082
5	42		Daniel NEIL		Peugeot 205 GTi	12:50.343	10	4.635	76.82	1:15.137
6	11		Gordon MACMILLAN		Peugeot 205 GTi	12:55.970	10	10.262	76.26	1:15.654
7	12		Carl TOWNEND		Peugeot 106 XSi	12:56.265	10	10.557	76.23	1:15.288
8	96		Gareth WRIGHT		Peugeot XSi	12:56.578	10	10.870	76.20	1:15.586
9	8		James WARNER		Fiesta XR2	12:58.355	10	12.647	76.03	1:15.713
10	19		Matt LEWIS		Fiesta XR2	12:59.100	10	13.392	75.96	1:16.143
11	10		Paul TIBBS		Fiesta XR2	13:04.004	10	18.296	75.48	1:16.145
12	41		Andy ELLIOTT		Fiesta XR2i	13:04.657	10	18.949	75.42	1:16.107
13	87		Andy BOWDEN		Vauxhall Nova GSi	13:06.891	10	21.183	75.20	1:16.402
14	95		Phil SMITH		Nova GTE	13:07.451	10	21.743	75.15	1:16.659
15	34		Chris BALL		Fiesta XR2	13:07.541	10	21.833	75.14	1:16.817
16	22		Hilary HOWLETT		Peugeot 106 XSi	13:07.876	10	22.168	75.11	1:16.217
17	65		Terry ROUGHTON		Peugeot 205 GTi	13:08.206	10	22.498	75.08	1:16.351
18	24		Simon HUNT		Peugeot 205 GTi	13:11.585	10	25.877	74.76	1:16.593
19	110		Mark RODWAY		Peugeot 205 GTi	13:11.768	10	26.060	74.74	1:16.413
20	92		Paul McMILLAN		Citroen Saxo	13:12.284	10	26.576	74.69	1:16.174
21	79		Gary PARKES		Fiesta XR2	13:13.644	10	27.936	74.56	1:16.732
22	85		David LEWIS		Fiesta XR2	13:19.836	10	34.128	73.99	1:17.534
23	28		Kevin HATCH		Fiesta XR2	13:20.155	10	34.447	73.96	1:17.532
24	88		James MARSHALL		Fiesta XR2i	13:20.492	10	34.784	73.93	1:17.484
25	50		Paul GOROLINI		Fiesta XR2	13:20.836	10	35.128	73.89	1:17.320
26	21		Trevor GILLMOR		Fiesta XR2	13:21.675	10	35.967	73.82	1:17.112
27	20		Rhys HEKE		Fiesta XR2	13:25.620	10	39.912	73.45	1:18.037
28	52		Colin THORPE		Fiesta XR2	13:26.477	10	40.769	73.38	1:17.970
29	77		Alastair BOULTON		Fiesta XR2	13:59.081	10	1:13.373	70.53	1:21.671
30	81		Matthew PERKS		Fiesta XR2	13:35.670	9	1 LAP	65.32	1:17.192

NOT CLASSIFIED

117	Peter FELIX	Peugeot 106	13:53.243	6	N.C.F.	42.69	1:16.066
2	Andy BURGESS	Suzuki Swift GTi	2:42.869	2	D.N.F.	73.53	1:15.553
0	Paul TAYLOR	Peugeot 205 GTi	1:24.241	1	D.N.F.	72.13	1:24.241

FASTEST LAP

1	Tony SCARLETT	Peugeot 106 XSi	1:15.036	2	78.63mph	126.54kph
---	---------------	-----------------	----------	---	----------	-----------

Non-starter: 94
Weather/Track: Bright/Dry

MST sports timing

Silverstone
Circuit Length = 1.6390 miles.
Start: 16:05

Clerk of Course:

 16:30

Stewards:

Timekeeper:



**750MC 750 Formula
Provisional Results Race 14**

POS	NO	CL	NAME	NAT	ENTRY	TIME	LAPS	GAP	MPH	BEST
1	3		Mick HARRIS		Darvi 877	11:45.875	10		83.84	1:08.738
2	2		Bob SIMPSON		SS Reliant	11:46.335	10	0.460	83.78	1:08.757
3	4		Antony RAINE		Centaur Mk16	12:06.512	10	20.637	81.45	1:10.509
4	1		Peter BOVE		Darvi 88/P	12:07.965	10	22.090	81.29	1:10.338
5	6		Paul MORRIS		Darvi 92J	12:18.737	10	32.862	80.11	1:10.847
6	8	B	Andrew LAKE		Darvi Mk5B	12:21.033	10	35.158	79.86	1:11.880
7	77		Nige COWLEY		Cowley MkIV	12:28.632	10	42.757	79.05	1:12.744
8	66	B	William JOHNSTON		Centaur Mk16	12:28.748	10	42.873	79.03	1:11.063
9	42	B	Martin KEMP		Darvi Mk6	12:30.564	10	44.689	78.84	1:12.566
10	43		Dick HARVEY		Darvi - 91D	12:38.470	10	52.595	78.02	1:13.124
11	55	B	Roger ROWE		Centaur Mk20	12:40.242	10	54.367	77.84	1:14.021
12	27	B	Sue BUXTON		Darvi Mk5/97	12:50.806	10	1:04.931	76.77	1:14.809
13	25	B	Paul COLLINS		Centaur Mk 16	12:52.681	10	1:06.806	76.59	1:14.387
14	39	B	Andrew GENT		Darvi 88/2	12:53.324	10	1:07.449	76.52	1:14.186

NOT CLASSIFIED

30		Peter SLEIGHT		Darvi Mk5	8:55.192	7	D.N.F.	77.50	1:13.558
21	B	Ian ALLEN		Hague 81	9:44.733	7	D.N.F.	70.93	1:18.165
19		Dave ROBSON		SDAR/83	7:28.976	6	D.N.F.	79.24	1:11.975
22	B	Alan COLLARD		Hague 80	7:43.721	5	D.N.F.	64.00	1:24.545
23	B	David BASS		Time 3B	1:36.823	1	D.N.F.	62.76	1:36.823
5		Pete KNIPE		DNC F750		0	D.N.F.	N/A	
10		Rodney HILL		Mystic T4/21		0	D.N.F.	N/A	

FASTEST LAP

3		Mick HARRIS		Darvi 877	1:08.738	9	85.83mph	138.14kph
66	B	William JOHNSTON		Centaur Mk16	1:11.063	10	83.03mph	133.62kph

Non-starters: 7, 24 & 37
Weather/Track: Cloudy/Dry

Silverstone
Circuit Length = 1.6390 miles.
Start: 16:30

MST sports timing

Clerk of Course:

M.D. Wood 17.07

Stewards:

Timekeeper:

[Signature]

**750MC Formula 4
Provisional Results Race 15**

POS	NO	CL	NAME	NAT	ENTRY	TIME	LAPS	GAP	MPH	BEST
1	3	A	Erwin SMIECH		Reynard SF86	10:38.022	10		92.75	1:02.563
2	24	A	Barry PRITCHARD		Van Diemen RF93	10:39.048	10	1.026	92.60	1:02.393
3	14	A	Damon BLAND		Van Diemen	10:41.238	10	3.216	92.29	1:02.690
4	22	D	Kevin GILLESPIE		Van Diemen 97	10:42.479	10	4.457	92.11	1:02.845
5	45	D	Ashley EDWARDS		Van Diemen RF98	10:43.765	10	5.743	91.92	1:02.605
6	88	B	Mike WHATLEY		Van Diemen RF82	10:46.574	10	8.552	91.52	1:02.305
7	10	A	John WOODWARD		Delta	10:47.365	10	9.343	91.41	1:02.449
8	5	A	Ray GARDNER		Van Diemen RF86	10:52.379	10	14.357	90.71	1:03.797
9	70	A	Ewen SERGISON		Eclipse F4	10:55.374	10	17.352	90.30	1:03.848
10	16	D	John MOORE		Van Dieman VD95	10:57.669	10	19.647	89.98	1:03.828
11	31	B	Dave REES		Van Diemen	10:58.144	10	20.122	89.92	1:03.991
12	7	D	David BLYTH		Van Diemen RF97	10:59.306	10	21.284	89.76	1:04.206
13	68	D	Peter ALLEN		Van Diemen	11:07.711	10	29.689	88.63	1:05.080
14	33	B	Stephen WARD		Van Diemen	11:12.954	10	34.932	87.94	1:05.656
15	32	B	Garry CLEAVER		Reynard	11:16.012	10	37.990	87.54	1:04.038
16	80	A	Peter MONK		Lotus FVL	11:19.684	10	41.662	87.07	1:05.520
17	79	C	Roger PRICE		Delta T79	11:20.300	10	42.278	86.99	1:05.784
18	6	A	David LONGSTAFF		Ray 89F	11:31.886	10	53.864	85.53	1:05.412
19	44	A	Clive YORATH		Magnum	11:37.180	10	59.158	84.88	1:07.634
20	46	C	Q FULLJAMES-CURTIS		Royale RP30	12:16.333	10	1:38.311	80.37	1:07.717
21	71	A	Jock SERGISON		Highlander	11:25.012	9	1 LAP	77.78	1:11.982
22	81	B	Thomas MONK		Royale RP34	10:38.691	8	2 LAPS	74.18	1:15.420
23	26	D	Barry POMFRET		Van Diemen RF98	11:35.306	8	2 LAPS	68.14	1:04.094
NOT CLASSIFIED										
83	A	Lee ATKINS		Van Diemen RF87		7:41.836	7	D.N.F.	89.81	1:03.850
11	A	Chris KITE		Dallara 394		2:34.799	2	D.N.F.	77.37	1:20.999
85	A	Paul MOFFATT		Van Diemen FR91			0	D.N.F.	N/A	
FASTEST LAP										
88	B	Mike WHATLEY		Van Diemen RF82		1:02.305	5	94.70mph	152.40kph	
24	A	Barry PRITCHARD		Van Diemen RF93		1:02.393	3	94.56mph	152.19kph	
45	D	Ashley EDWARDS		Van Diemen RF98		1:02.605	5	94.24mph	151.67kph	
79	C	Roger PRICE		Delta T79		1:05.784	6	89.69mph	144.34kph	

Weather/Track: Sunny/Dry

MST sports timing

Silverstone
Circuit Length = 1.6390 miles.
Start: 16:54

Clerk of Course:  17.12	Stewards:	Timekeeper: 
---	-----------	--