




CHAMPIONSHIP CAR RACES

Club Motorsport at its best!



OFFICIAL PROGRAMME

SNETTERTON

April 14th

£2.00



This meeting is held under the General Regulations of the MSA (incorporating the provisions of the International Sporting Code of the FIA) and the Supplementary Regulations, Final Instructions and any written instructions which the Organisers issue for the race meeting. MSA Permit No: 10609.

APPROXIMATE TIMETABLE

Practice Sessions	Time
750 Motor Club RGB Series	9.00
750 Motor Club 7 Challenge	9.25
Morgan Motor Co Challenge	9.50
Historic Formula Junior Championship	10.15
750 Motor Club Formula 4 Championship	10.40
Kelsport/Club Lotus Roadsports Championship	11.05
Races	
1: 750 Motor Club RGB Series	11.30
2: 750 Motor Club 7 Challenge	12.00
3: Morgan Motor Co Challenge	12.35
4: Kelsport/Club Lotus Roadsports Championship	1.50
5: Historic Formula Junior Championship	2.20
6: 750 Motor Club Formula 4 Championship	2.50
7: 750 Motor Club RGB Series	3.25
8: 750 Motor Club 7 Challenge	3.55
9: Kelsport/Club Lotus Roadsports Championship	4.25

The organisers reserve the right, with the permission of the Stewards of the Meeting and/or the Clerk of Course, to change the order in which events are run and to postpone, cancel or abandon the meeting or any part thereof.

RACE MEETING OFFICIALS

MSA STEWARD	J.Keenan
CLERKS OF COURSE	J.Floyd
DEPUTY CLERKS	
V.Ayres	D.Brice
DRIVING STANDARDS	
OBSERVERS	A.Jones
CLUB STEWARDS	
K.Messer	L.Jones
TIMEKEEPERS	
T.Stevens (Chief)	A. Stevens
A.Preston	T.Adie
D.Park	R.Adie
M.Adie	
SCRUTINEERS	
D.F.D.Smith (Chief)	W.Cass
R.Byatt	I.Brocklesby
C.Baker	J.Atkinson
R.Dominy	P.Jaggard
H.Fisher	
INCIDENT OFFICER	A.Bennett
CHIEF MARSHAL	P.Harding
CHIEF OBSERVER	P. Stenning
CHIEF MEDICAL OFFICER	Prof. C.Loveday
RACE RESCUE UNIT	750 Motor Club
COMMENTATOR	L.Beales
SECRETARY OF THE MEETING	Robin Knight
MARSHALS	750 Motor Club BMRMC & friends
RECOVERY	Red Rocket

Races 1 & 7**12 Laps****750 Motor Club RGB series**

NO	CLS	DRIVER	CAR DETAILS	CCS	HOMETOWN	CLUB
3	C	Ian Johnson	Fisher Fury	919	Esher	750
4	C	Peter Hurst	Locoblade	918	Beccles	750
5	C	Matthew Rowe	Westfield Megablade	919	Ilminster	750
6	C	Gordon Griffin	Fisher Fury	919	Sanderstead	750
12	A	Tim Harmer	Genesis Evo	1200	Bradford	750
14	B	Ian Harrison	Tiger B6	900	Sheffield	750
15	A	Andy Charsley	Fisher Fury	1300	Bromley	750
16	C	Mike Field	Fisher Fury	919	London	750
18	C	Graham Hills	Fisher Fury	918	Teddington	750
20	C	Paul Bainbridge	Locoblade	893	Belmont	750
26	B	Alan Bushell	Tiger B6	998	Norwich	750
27	C	Alan McPherson	Formula 27	919	Swindon	750
32	C	Phil Greenway	Sylva Phoenix	900	Ashton	750
35	C	Alistair Mossarella	Fisher Fury	919	Kings Lynn	750
38	C	Steve Kelsey	MK Locost	919	Stourbridge	750
39	C	Andy Lamport	Fisher Fury Spyder	912	Hook	750
41	C	John Stewart	Stuart Taylor Locoblade	920	Hazlemere	750
60	A	Andy Sterling	Dax Rush	1300	Brockenhurst	750
61	C	Dick Adams	Stuart Taylor	900	Saham Toney	750
62	C	Brodie Branch	Caterham Fireblade	919	Alfriston	750
69	C	Kris Greenlade	Westfield Megablade	919	Deeside	750
96	C	Tim Gray	Locost Locoblade	871	Trowell	750

Red Line® Synthetic Oil Corporation is the world leader in lubricant and fuel system chemistry. The only oil company to use 100% poly-ester base-stocks to provide unbeatable oil performance and durability, with no compromise. Used in Formula 1, F3000, ChampCars, GTs, NASCAR, Touring Cars, on-road, off-road, 2-wheel, 4 wheels, watercraft, hovercraft and aircraft: the same leading edge technology is available to all Red Line® users. Inventors of unique products such as Water Wetter™, LikeWater™ and ShockProof™ gear oil, Red Line® are dedicated to producing the worlds finest synthetic lubricants and additives. Products designed for performance. Red Line® are pleased to support the new RGB race series, with product prizes for the winners in each class.

First introduced in 2001, the 750 Motor Club series for Roadgoing bike-engined cars (RGB) is for two-seater cars which must be road legal and capable of passing an MOT. Cars may be constructed specifically for the series or may be one of the many motorcycle engined cars currently available from a wide range of kit car manufacturers. The engines must be series-production four-stroke units and may not be modified from standard, they run in three classes; standard Fireblade engined kit cars (class C), up to 135 bhp (class B) and 136 to 180 bhp (class A). The series is supported by FISHER SPORTSCARS.

Races 2 & 8**15 & 18 Laps****750 Motor Club 7 Challenge**

NO	CLS	DRIVER	CAR DETAILS	CCS	HOMETOWN	CLUB
3	B	Tim Lamb	Caterham 7	1600	Clevedon	750
4	A	Keith Dunn	Caterham Superlight	1800	Droitwich	750
5	B	John Benfield	Caterham 7	1600	Houghton Regis	750
10	B	David Litchfield	Caterham 7	1600	Battersea	750
12	C	Michael Shanly	Caterham Supersport	1400	Beaconsfield	750
16	C	Howard Kaye	Caterham 7 Supersports	1400	Crouch End	750
18	C	Marc Geach	Caterham 7	1400	London	750
19	A	Chris Porritt	Caterham 7	1588	Brackley	750
21	A	Peter Ratcliff	Caterham 7	1800	Epsom	750
22	A	Bruce White	Caterham	1800	Princes Risborough	750
25	A	Peter Lawrence	Caterham Superlight	1800	Thame	750
29	C	Ken Baird	Caterham 7	1400	Elstree	750
32	C	Terry Clark	Caterham 7	1600	Northwood	750
35	C	Stuart Platnek	Caterham Roadsport	1600	Coggeshall	750
44	A	William Mitcham	Caterham 7	1800	Bury St Edmunds	750
46	C	Ben Woodhouse	Caterham Super 7	1400	Richmond	750
48	B	Gerald Simpson	Caterham Supersprint	1698	Cherton	750
55	C	Steve Lindsey	Caterham K Series	1600	Richmond	750
63	A	Andy Toone	Caterham 7	2000	West Bridgford	750
68	C	Richard Webb	Caterham 7	1400	Fairford	750
77	C	Steve Hindle	Caterham 7 Academy	1600	Forest Hill	750
84	A	Simon Lanyon	Caterham Super 7	1800	London	750
87	A	Mark Lanyon	Caterham Super 7	1700	London	750
96	A	Bob Marshall	Caterham 7	2000	Shireoaks	750
99	A	Martin Stewart	Caterham Super 7	2000	Darford	750

750 Motor Club 7 Challenge 2002

	Points	Class	Driver		Points	Class	Driver
1st	15	A	Martin Stewart	4th	12	A	William Mitcham
2nd	13	B	David Litchfield	5th	11	A	Peter Ratcliff
3rd	13	C	Terry Clark	6th	9	C	Ken Pendlebury

The 2002 7 Challenge is for Caterham / Lotus 7 running in 3 classes. Class A is for 1700 Xflow, 2000cc Vauxhall and Ford Zetec, 1700 twincam & 1600 K series; B includes 1600cc twincam, 1800 Ford Zetec, 1800, 1600 K Series; 1400 K series are class C, and former Scholarship/Graduate cars. All have to run on a choice of Yokohama tyres and a minimum weight of 600 kgs including the driver.

Race 3**15 Laps****Morgan Motor Co Challenge**

Nº	CLS	DRIVER	CAR DETAILS	CCS	HOMETOWN	CLUB
1	B	James Paterson	Morgan 8	3900	North Walsham	MSCC
2	A	Rick Lloyd	Morgan + 8	4600	Burley	MSCC
7	D	Mery Lindsay	Morgan + 8	3528	Nr Colchester	MSCC
8	A	Peter Garland	Morgan + 8	4596	Malvern	MSCC
10	A	Tim Bryan	Morgan + 8	3900	Nr Worksap	MSCC
11	E	David James	Morgan + 4	1991	Nth Harrow	MSCC
14	B	Grahame Walker	Morgan + 8	3900	Pant Oswestry	MSCC
17	D	Jack Bellinger	Morgan +	3528	East Borneo	MSCC
19	C	Chris Dady	Morgan + 8	3900	Salhouse	MSCC
24	B	Phil Brown	Morgan + 8	3890	Castle Camps	MSCC
29	A	Keith Ahlers	Morgan + 8	4554	Trinity	MSCC
31	C	Leigh Sebba	Morgan + 8	3900	Colchester	MSCC
34	B	Peter Sargeant	Morgan + 8	3900	Ledbury	MSCC
39	C	Simon Drebi Gann	Morgan + 8	3900	Putney	MSCC
45	C	Andy Green	Morgan + 8	3996	Kingston Blount	MSCC
48	D	Philip Gaddard	Morgan + 8	3528	Chelmsford	MSCC
50	C	Paul Burry	Morgan + 8	3990	Bramley	MSCC
54	B	Peter Horsman	Morgan + 8	3999	Latimer	MSCC
55	A	Philip McKelvey	Morgan + 8	3900	Great Dunmow	MSCC
69	B	Phil Hollins	Morgan + 8	3900	Grayshott	MSCC
71	D	Kelvin Laidlaw	Morgan + 8	3528	Worcester	MSCC
99	A	Matthew Wurr	Morgan + 8	4598	Bishops Stortford	MSCC

The Morgan Motor Company Challenge is open to all road-going, 4-wheeled Morgans and is divided into five classes encompassing both standard and modified cars. Class A is fully modified Plus 8 cars up to 4600ccs. Class B is Plus 8 up to 3999cc, Plus 4 and 4/4 up to 2350ccs;. Class C is standard Plus 8 up to 3999ccs;. Class D is Plus 8 up to 3600ccs;. Class E is production 4 cylinder Morgans.

Races 4 & 9**12 Laps****Roadsports Championship**

NO	CLS	DRIVER	CAR DETAILS	CCS	HOMETOWN	CLUB
2	A	Mal Davison	Porsche 993	3600I	Burntwood	750
3	C	Howard Jones	GINETTA G4	1300	Bedford	750
4	B	Stephen Oliver	Lotus Elise	1800	Ely	750
5	A	Pat Thomas	Lotus Exige	1800	Spalding	750
7	B	Robbie Watts	Renault Spider	2000	Westcliff On Sea	750
9	A	Chris Varey	Porsche 968CS Turbo	2500I	Cirencester	750
10	A	Tim Bryan	Morgan + 8	3900	Nr Worksop	750
12	C	Pete Richards	Cion Crusader	998	March	750
18	A	Cliff Finn	GINETTA G4	1998	East Molesey	750
19	C	John Morgan	GINETTA G15	998	Chalfont St Peter	750
21	A	Rick Lloyd	Morgan + 8	4600	Burley	750
23	A	Chris Acklam	Morgan + 8	3900	Ashford	750
25	A	Doug Ellwood	TVR Griffith	4997	Stratford On Avon	750
29	A	Keith Ahlers	Morgan + 8	4554	Trinity	750
33	C	Rob Moody	Turner Mill	1340	Norwich	750
39	A	Paul Edwards	Porsche 911	2993	Ickenham	750
42	C	Paul Morgan	GINETTA G15	998	Chalfont St Peter	750
43	C	Bennet Longman	MG Midget	1275	High Peak	750
46	A	Mark Donald	Lotus Exige	1800	Hemel Hempstead	750
47	A	Wayne Jackson	Porsche 968	3000	Whitley Bridge	750
52	A	Clive Bailey	Porsche 911	3200	Chobham	750
54	A	Peter Horsman	Morgan + 8	3999	Latimer	750
61	A	Stuart Jefcoate	Porsche 911 Carrera	3164	Wraybury	750
66	B	John Reed	Renault Spider	1998	Great Bardfield	750
69	C	Dean Stanton	MG Midget	1330	Southampton	750
72	A	Stephen Monk	Porsche 911SC	3000	Pinner	750
81	A	Chris Beighton	Sunbeam Tiger	5000	Lutterworth	750
94	C	Alan Pattit	Triumph Spitfire	1296	Crowborough	750
99	B	Alec Livesley	Jensen Healey	2000	St Leonards On Sea	750


The Roadsports Championship, sponsored again in 2002 by KELSport and Club Lotus is the most varied and competitive sports car category in the country, attracting cars from five decades, over ten different manufacturers and has in excess of 110 eligible models of sports cars currently listed. With carefully chosen class structures to ensure close competition for everyone, even cars from one-make series will find a place with more interesting competition. KELSport is the racing side of long-term Lotus dealers Kelvedon Motors of Spalding, Lincolnshire, run by Lotus 'guru' Pat Thomas who races an Exige in this year's championship.

Race 5

12 Laps

Historic Formula Junior Championship

NO	CLS	DRIVER	CAR DETAILS	CCS	HOMETOWN	CLUB
10	1F	Paul Hewes	Lola Mk II	1098	Bury St Edmunds	HFJRA
51	2	Michael Hibberd	Lotus 20	1098	Slough	HFJ
57	2	Denis Welch	Meryln	1098	Burton on Trent	BRDC
59	2	Robin Longdon	Lola 5a	1098	Knutsford	AMOC
66	2	Edwin Jowsey	Lotus 22	1100	Nr Whitby	FJ
69	2	Neil Daws	Lotus 20/22	1098	Cheltenham	FJHRA
71	F3	Neil Hodges	Cooper Mk 8	500	Rickmansworth	FJ
76	2	Michael Waller	Lotus 22	1098	Baughurst	750
78	2	Paul Smeath	Lotus 22	1098	Stamford	FJHRA
87	F3	Reg Hargrove	Kieft F3	498	Crick	AMOC



Race 6**18 Laps****750 MC Formula 4 Championship**

NO	CLS	DRIVER	CAR DETAILS	CCS	HOMETOWN	CLUB
3	A	Erwin Smiech	Reynard SF86	1600	Lincoln	750
6	A	David Longstaff	Ray 89F	1600	Misterton	750
7	D	David Blyth	Van Diemen RF97	1800	Wavendon Gate	750
10	A	John Woodward	Delta	1600	Stratton Audley	750
11	A	Chris Kite	Dallara 394	1600	Bracknell	750
14	A	Damon Bland	Van Diemen RF86	1600	Cheltenham	750
22	D	Kevin Gillespie	Van Diemen 97	1800	Robertstown	750
23	A	Adrian Kidd	Van Diemen RF93	1600	Attleborough	750
25	D	Matt Hall	Van Diemen 96	1800	Papworth Everard	750
26	D	Barry Pomfret	Van Diemen RF98	1800	Bletchley	750
29	B	Andrew Levison	Van Diemen RF82	2000	Ipswich	750
32	D	Garry Cleaver	Ford Mygale 98	1800	Swindon	750
33	B	Stephen Ward	Van Diemen	2000	Desborough	750
38	D	Philip Santer	Van Diemen RF95	1800	Cranbrook	750
44	A	Clive Yaroth	Magnum	1600	Cheltenham	750
48	B	Paul Rider	Royale RP30	2000	Burnham On Crouch	750
80	A	Peter Monk	Lotus FVL	1600	Woodbridge	750
91	A	David Healey	Delta T92	1600	Norton	750
99	A	Charles Adrian	Van Diemen FR 93	1600	Ockeridge	750

750 Motor Club Formula 4 Championship 2002

	Points	Class	Driver		Points	Class	Driver
1st	46	B	Mike Whatley	4th	41	A	Chris Kite
2nd	43	D	Kevin Gillespie	5th	40	A	Damon Bland
3rd	41	D	David Blyth	6th	36	B	Stephen Ward

750 Motor Club Roadsports Championship 2002

	Points	Class	Driver		Points	Class	Driver
1st	16	C	Pete Richards	4th	12	B	Robbie Watts
2nd	15	B	Stephen Oliver	5th	12	C	Steve Jay
3rd	15	A	Richard Bayston	6th	12	A	Keith Ahlers

The 750 Motor Club Formula 4 Championship provides the technical sophistication of slicks and wings in an affordable single seater championship. Class A allows any design of chassis and caters for the designer/constructor as well as for cars converted from F3, FFord, FF2000 and Formula Renault; all must use the 1600 CVH Ford engine. Class B is for FF2000 cars built prior to October 1983, class C for pre Dec '80, running to the former FF2000 regulations and Class D is for pre 1999 Formula Ford Zetec cars.

750 MOTOR CLUB RACING FORMULAE

750 Formula

Lightweight two-seater sports-racing cars. Provides ample scope for the ingenious amateur designer / constructor with strictly controlled limits.

Formula 4

A single-seater formula, with a variety of classes and cars. May be one-off or conversions, with Ford CVH, Formula Ford 2000 or pre '99 Formula Ford Zetec.

Formula Vee

Probably the cheapest form of single-seater racing in the UK. May be one-off, conversions or manufacturer-built. All use the VW 'Beetle' engine, box, suspension & brakes.

750 Trophy

The 750 Motor Club's 'Historic' formula, with early 750 Formula, Austin 7s and A7 specials, 1172s and F500s.

Kit Cars

Genuine road-legal 'kit' cars, front or rear engined, using production car engines up to 3500cc. Separate class for 1800 cc Zetec.

Roadsports

All-make sportscar championship, run in 3 classes. Must be road-legal, but considerable modification is permitted.

Hot Hatch

Modified 'hatchbacks' up to 1600cc; now includes up to 2000cc with unmodified engine.

Stock Hatch

Low Cost, entry-level racing for virtually standard 'hatchbacks' of up to 1600cc.

Caterham/Lotus 7

3 classes encompass a broad range of engines and models of this ever-popular car.

Locost

Entry-level self-built cars to a common design using the same basic components and 1300 X-flow engine.

RGB

Series for roadgoing bike-engined cars in 3 classes; one for Fireblade engines, the other two on max bhp.

*For more information about the 750 Motor Club, contact
Robin Knight, Competitions Secretary, Rose Farm, Upper Street, Oakley, Diss, Norfolk. IP21 4AX.
Tel: 01379 741641. Fax: 01379 741941. E-mail: RK@The750MC.fsnet.co.uk*

Marshalling

As an active alternative to competing, you could become one of the hundreds of hardy souls who clad themselves in orange overalls each weekend, to carry out the variety of jobs essential to the safe running of an event. It's a serious undertaking and can get you very close to the action at times.


Course, Incident, Flag, Observer, Pits, Paddock, Assembly, Race Rescue Unit - all these basically come under the umbrella of marshalling. However, you don't just come along and do whatever job you fancy on the day; there is a lot more to it than that. Those with no experience start as Trainees and will be placed with experienced marshals at whatever position they are allocated. Training days are available, ranging from fire-fighting, incident handling, use and knowledge of the many flags through to, after years of experience, becoming Examining Observer or Specialist.

The 750 Motor Club looks after its Marshals, realising only too well that they are all volunteers and it has a Sponsorship Scheme to assist new marshals to buy the necessary kit (overalls, wet weather gear etc) or to help with their replacement; this funding uniquely comes directly from the 750 Motor Club competitors by way of donations to our Marshals Fund.

With its 28 race days, plus Sprints, Trials, the Formula Student event, the Shell Eco-Marathon and the London-to-Brighton run, the 750 Motor Club has lots to offer to both new or experienced Marshals.

For more information about Marshalling (remembering that Novice drivers can get a licence-upgrading signature for doing just one day's marshalling), please contact the Club's Chief Marshal:-

Pete Harding
07802 505588
or
01206 502064



Snetterton Circuit - Lap Records

Formula	Class	Name	Time	Speed	Date
Austin 7		TBE	-	-	-
750 Formula		Mick Harris	1:22.00	85.69	05/04/99
750 Trophy	A	TBE	-	-	-
	B	David Whetton	1:56.84	60.14	05/04/99
	C	Roger Rowe	1:34.76	74.15	05/04/99
	D	Simon Hewes	1:48.61	64.70	05/04/99
Formula 4	A	Bob Davis	1:12.58	96.82	02/08/98
	B	Andy Billing	1:14.29	94.59	05/04/99
	C	Nicholas Pearce	1:14.07	94.87	06/04/97
	D	Kevin Hall	1:13.522	95.58	08/04/01
Formula Vee		Trevor Welsh	1:18.52	89.50	20/07/97
Kit Cars	A	Andy Sterling	1:18.736	89.25	08/04/01
	B	Steve Taylor	1:20.05	87.78	17/09/00
Bike Engined	A	Doug Newman	1:17.307	90.90	08/04/01
	B	Martin Brooks	1:19.408	88.49	28/10/01
	C	TBE	-	-	-
Roadsports	A	Andrew Marler	1:18.07	90.01	19/09/99
	B	Phil Gladman	1:21.42	86.31	02/08/98
	C	Kevin Ginger	1:25.87	81.84	02/08/98
Caterhams	A	Chris Porritt	1:17.254	90.96	08/04/01
	B	Barry Ely	1:20.02	87.82	13/04/98
	C	Matt Shires	1:22.886	84.78	17/06/01
Hot Hatch	A	Mike Pick	1:26.12	81.59	17/09/00
	B	Roger Edbon	1:23.307	84.35	28/10/01
	C	Darren Blumson	1:25.673	82.02	17/06/01
Stock Hatch		Mark Davies	1:29.04	78.92	17/09/00
Locost		William Mitcham	1:28.976	77.41	17/06/01

Snetterton Circuit - Lap Speed Table

Time in secs	Speed in mph	Time in secs	Speed in mph	Time in secs	Speed in mph	Time in secs	Speed in mph	Time in secs	Speed in mph	Time in secs	Speed in mph	Time in secs	Speed in mph
70.00	100.39	73.00	96.26	76.00	92.46	79.00	88.95	82.00	85.70	85.00	82.67	88.00	79.85
70.10	100.25	73.10	96.13	76.10	92.34	79.10	88.84	82.10	85.59	85.10	82.58	88.10	79.76
70.20	100.10	73.20	96.00	76.20	92.22	79.20	88.73	82.20	85.49	85.20	82.48	88.20	79.67
70.30	99.96	73.30	95.87	76.30	92.10	79.30	88.62	82.30	85.39	85.30	82.38	88.30	79.58
70.40	99.82	73.40	95.74	76.40	91.98	79.40	88.50	82.40	85.28	85.40	82.29	88.40	79.49
70.50	99.68	73.50	95.61	76.50	91.86	79.50	88.39	82.50	85.18	85.50	82.19	88.50	79.40
70.60	99.54	73.60	95.48	76.60	91.74	79.60	88.28	82.60	85.08	85.60	82.09	88.60	79.31
70.70	99.39	73.70	95.35	76.70	91.62	79.70	88.17	82.70	84.97	85.70	82.00	88.70	79.22
70.80	99.25	73.80	95.22	76.80	91.50	79.80	88.06	82.80	84.87	85.80	81.90	88.80	79.14
70.90	99.11	73.90	95.09	76.90	91.38	79.90	87.95	82.90	84.77	85.90	81.81	88.90	79.05
71.00	98.97	74.00	94.96	77.00	91.26	80.00	87.84	83.00	84.67	86.00	81.71	89.00	78.96
71.10	98.84	74.10	94.83	77.10	91.14	80.10	87.73	83.10	84.56	86.10	81.62	89.10	78.87
71.20	98.70	74.20	94.71	77.20	91.03	80.20	87.62	83.20	84.46	86.20	81.52	89.20	78.78
71.30	98.56	74.30	94.58	77.30	90.91	80.30	87.51	83.30	84.36	86.30	81.43	89.30	78.69
71.40	98.42	74.40	94.45	77.40	90.79	80.40	87.40	83.40	84.26	86.40	81.33	89.40	78.60
71.50	98.28	74.50	94.32	77.50	90.67	80.50	87.29	83.50	84.16	86.50	81.24	89.50	78.52
71.60	98.15	74.60	94.20	77.60	90.56	80.60	87.19	83.60	84.06	86.60	81.15	89.60	78.43
71.70	98.01	74.70	94.07	77.70	90.44	80.70	87.08	83.70	83.96	86.70	81.05	89.70	78.34
71.80	97.87	74.80	93.95	77.80	90.32	80.80	86.97	83.80	83.86	86.80	80.96	89.80	78.25
71.90	97.74	74.90	93.82	77.90	90.21	80.90	86.86	83.90	83.76	86.90	80.87	89.90	78.17
72.00	97.60	75.00	93.70	78.00	90.09	81.00	86.76	84.00	83.66	87.00	80.77	90.00	78.08
72.10	97.46	75.10	93.57	78.10	89.98	81.10	86.65	84.10	83.56	87.10	80.68	90.10	77.99
72.20	97.33	75.20	93.45	78.20	89.86	81.20	86.54	84.20	83.46	87.20	80.59	90.20	77.91
72.30	97.20	75.30	93.32	78.30	89.75	81.30	86.44	84.30	83.36	87.30	80.49	90.30	77.82
72.40	97.06	75.40	93.20	78.40	89.63	81.40	86.33	84.40	83.26	87.40	80.40	90.40	77.73
72.50	96.93	75.50	93.08	78.50	89.52	81.50	86.22	84.50	83.16	87.50	80.31	90.50	77.65
72.60	96.79	75.60	92.95	78.60	89.40	81.60	86.12	84.60	83.06	87.60	80.22	90.60	77.56
72.70	96.66	75.70	92.83	78.70	89.29	81.70	86.01	84.70	82.97	87.70	80.13	90.70	77.48
72.80	96.53	75.80	92.71	78.80	89.18	81.80	85.91	84.80	82.87	87.80	80.04	90.80	77.39
72.90	96.40	75.90	92.58	78.90	89.06	81.90	85.80	84.90	82.77	87.90	79.95	90.90	77.31

750 Motor Club RGB Series supported by Fisher Sports Cars & Red Line Oils
AMENDED Provisional Results Race 1

POS	NO	CL	NAME	NAT	ENTRY	TIME	LAPS	GAP	MPH	BEST
1	60	A	Andy STERLING		Dax Rush	15:44.544	12		89.27	1:17.055
2	15	A	Andy CHARLESLEY		Fisher Fury	15:44.866	12	0.322	89.24	1:16.601
3	35	C	Alistair MASSARELLA		Fisher Fury	15:59.639	12	15.095	87.87	1:18.103
4	16	C	Mike FIELD		Fisher Fury	16:05.884	12	21.340	87.30	1:19.064
5	6	C	Gordon GRIFFIN		Fisher Fury	16:13.349	12	28.805	86.63	1:18.949
6	38	C	Steve KELSEY		MK Locost	16:20.066	12	35.522	86.04	1:20.170
7	32	C	Phil GREENWAY		Sylva Phoenix	16:33.233	12	48.689	84.90	1:21.059
8	5	C	Matthew ROWE		Westfield Megablade	16:33.538	12	48.994	84.87	1:20.288
9	26	B	Alan BUSHELL		Tiger B6	16:40.458	12	55.914	84.28	1:22.107
10	4	C	Peter HURST		Locoblade	16:40.926	12	56.382	84.24	1:21.862
11	18	C	Graham HILLS		Fisher Fury	16:47.316	12	1:02.772	83.71	1:21.379
12	39	C	Andy LAMPORT		Fisher Fury Spyder	16:56.736	12	1:12.192	82.93	1:21.593
13	14	B	Ian HARRISON		Tiger B6	16:57.243	12	1:12.699	82.89	1:22.588
14	7	A	Stewart LYDDALL		Locoblade	17:04.726	12	1:20.182	82.29	1:22.541
15	63	C	David ADAMS		Stuart Taylor Locost	15:47.997	11	1 LAP	81.53	1:23.940
16	96	C	Tim GRAY		Locost Locoblade	15:52.112	11	1 LAP	81.18	1:24.722
17	69	C	Kris GREENSLADE		Westfield Megablade	17:01.206	11	1 LAP	75.69	1:29.976
18	27	C	Alan McPHERSON		Formula 27	16:23.108	10	2 LAPS	71.47	1:33.170

NOT CLASSIFIED

12	A	Tim HARMER		Genesis Evo	12:04.429	6	D.N.F.	58.20	1:18.340
----	---	------------	--	-------------	-----------	---	--------	-------	----------

FASTEST LAP

15	A	Andy CHARLESLEY		Fisher Fury	1:16.601	9	91.73mph	147.63kph
35	C	Alistair MASSARELLA		Fisher Fury	1:18.103	5	89.97mph	144.79kph
26	B	Alan BUSHELL		Tiger B6	1:22.107	9	85.58mph	137.73kph

No 3 excluded: car underweight, Series regulation 5.14
 Weather/Track: Sunny/Dry

Snetterton
 Circuit Length = 1.9520 miles.
 Start: 11:19

MST sports timing

Clerk of Course:



Stewards:

13.13

Timekeeper:



750 Motor Club 7 Challenge

Provisional Results Race 2

POS	NO	CL	NAME	NAT	ENTRY	TIME	LAPS	GAP	MPH	BEST
1	99	A	Martin STEWART		Caterham Super 7	19:25.951	15		90.40	1:16.557
2	21	A	Peter RATCLIFF		Caterham 7	19:26.247	15	0.296	90.38	1:16.185
3	22	A	Bruce WHITE		Caterham	19:35.037	15	9.086	89.70	1:16.770
4	19	A	Chris PORRITT		Caterham 7	19:35.145	15	9.194	89.69	1:16.904
5	44	A	William MITCHAM		Caterham 7	19:42.807	15	16.856	89.11	1:16.363
6	10	A	David LITCHFIELD		Caterham 7	19:43.518	15	17.567	89.06	1:17.667
7	96	A	Bob MARSHALL		Caterham 7	19:53.256	15	27.305	88.33	1:18.032
8	84	A	Simon LANYON		Caterham Super 7	19:53.838	15	27.887	88.29	1:17.475
9	87	A	Mark LANYON		Caterham Super 7	20:11.361	15	45.410	87.01	1:19.512
10	63	A	Andy TOONE		Caterham 7	20:12.096	15	46.145	86.96	1:18.847
11	25	A	Peter LAWRENCE		Caterham Superlight	20:21.526	15	55.575	86.29	1:17.436
12	5	B	John BENFIELD		Caterham 7	19:30.798	14	1 LAP	84.02	1:22.322
13	16	C	Howard KAYE		Caterham 7 Supersports	19:47.256	14	1 LAP	82.86	1:22.560
14	55	C	Steve LINDSEY		Caterham K Series	19:53.216	14	1 LAP	82.45	1:23.638
15	46	C	Ben WOODHOUSE		Caterham Super 7	19:53.541	14	1 LAP	82.42	1:23.655
16	29	C	Ken BAIRD		Caterham 7	20:00.928	14	1 LAP	81.92	1:23.989
17	32	C	Terry CLARK		Caterham 7	20:10.342	14	1 LAP	81.28	1:24.364
18	48	B	Gerald SIMPSON		Caterham Supersprint	20:16.037	14	1 LAP	80.90	1:24.508
19	18	C	Marc GEACH		Caterham 7	20:16.263	14	1 LAP	80.88	1:25.164
20	3	B	Tim LAMB		Caterham 7	20:21.921	14	1 LAP	80.51	1:25.313
21	12	C	Michael SHANLY		Caterham Supersport	20:22.099	14	1 LAP	80.50	1:25.269
22	35	C	Stuart PLOTNEK		Caterham Roadsport	20:24.834	14	1 LAP	80.32	1:25.160
23	77	C	Steve HINDLE		Caterham 7 Academy	19:33.719	13	2 LAPS	77.83	1:26.572

FASTEST LAP


21	A	Peter RATCLIFF	Caterham 7	1:16.185	15	92.23mph	148.44kph
5	B	John BENFIELD	Caterham 7	1:22.322	4	85.36mph	137.37kph
16	C	Howard KAYE	Caterham 7 Supersports	1:22.560	5	85.11mph	136.98kph

LAP RECORD CLASS A & C
Weather/Track: Cloudy/Dry

Snetterton
Circuit Length = 1.9520 miles.
Start: 11:43

MST sports timing

Clerk of Course:

 1208

Stewards:

Timekeeper:



Morgan Motor Company Morgan Challenge

Provisional Results Race 3

POS	NO	CL	NAME	NAT	ENTRY	TIME	LAPS	GAP	MPH	BEST
1	29	A	Keith AHLERS		Morgan +8	19:15.142	15		91.25	1:15.893
2	8	A	Peter GARLAND		Morgan +8	19:36.877	15	21.735	89.56	1:17.433
3	2	A	Rick LLOYD		Morgan +8	19:57.035	15	41.893	88.05	1:16.376
4	54	B	Peter HORSMAN		Morgan +8	20:18.171	15	1:03.029	86.53	1:19.577
5	13	A	Chris ACKLAM		Morgan +8	19:22.010	14	1 LAP	84.66	1:21.792
6	1	B	James PATERSON		Morgan +8	19:22.576	14	1 LAP	84.62	1:21.483
7	50	C	Paul BURRY		Morgan +8	19:33.821	14	1 LAP	83.81	1:22.099
8	39	C	Simon OREBI GANN		Morgan +8	19:47.795	14	1 LAP	82.82	1:21.591
9	69	B	Phil HOLLINS		Morgan +8	19:55.901	14	1 LAP	82.26	1:23.829
10	49	C	Paul CHAVEAU		Morgan +8	19:57.448	14	1 LAP	82.15	1:23.115
11	34	B	Peter SARGEANT		Morgan +8	20:11.069	14	1 LAP	81.23	1:23.406
12	55	A	Phillip McKELVEY		Morgan +8	20:11.529	14	1 LAP	81.20	1:23.698
13	31	C	Leigh SEBBA		Morgan +8	20:21.912	14	1 LAP	80.51	1:25.671
14	71	D	Kelvin LAIDLAW		Morgan +8	19:17.721	13	2 LAPS	78.90	1:27.190
15	17	D	Jack BELLINGER		Morgan +8	19:19.359	13	2 LAPS	78.79	1:27.328
16	7	D	Mary LINDSAY		Morgan +8	19:22.741	13	2 LAPS	78.56	1:27.529
17	24	B	Phil BROWN		Morgan +8	19:30.987	13	2 LAPS	78.01	1:28.391
18	48	D	Philip GODDARD		Morgan +8	20:37.680	13	2 LAPS	73.81	1:33.235
19	11	E	David JAMES		Morgan +4	20:42.568	13	2 LAPS	73.52	1:33.267

NOT CLASSIFIED

19	C	Chris DADY	Morgan +8	5:32.561	3	D.N.F.	63.39	1:27.414
10	A	Tim BRYAN	Morgan +8		0	D.N.F.	N/A	

FASTEST LAP

29	A	Keith AHLERS	Morgan +8	1:15.893	12	92.59mph	149.01kph
54	B	Peter HORSMAN	Morgan +8	1:19.577	8	88.30mph	142.11kph
39	C	Simon OREBI GANN	Morgan +8	1:21.591	14	86.12mph	138.60kph
71	D	Kelvin LAIDLAW	Morgan +8	1:27.190	9	80.59mph	129.70kph
11	E	David JAMES	Morgan +4	1:33.267	2	75.34mph	121.25kph

Non-starter: 45

Weather/Track: Cloudy/Dry

MST sports timing

Snetterton

Circuit Length = 1.9520 miles.

Start: 12:16

Clerk of Course:

 12:45

Stewards:

Timekeeper:



KELSport/Club Lotus Roadsports

Provisional Results Race 4

POS	NO	CL	NAME	NAT	ENTRY	TIME	LAPS	GAP	MPH	BEST
1	29	A	Keith AHLERS		Morgan +8	15:55.906	12		88.21	1:18.061
2	54	A	Peter HORSMAN		Morgan +8	16:32.059	12	36.153	85.00	1:20.191
3	5	A	Pat THOMAS		Lotus Exige	16:32.882	12	36.976	84.93	1:20.845
4	39	A	Paul EDWARDS		Porsche 911	16:38.270	12	42.364	84.47	1:21.720
5	18	A	Cliff FINN		Ginetta G4	16:44.479	12	48.573	83.95	1:20.984
6	2	A	Mal DAVISON		Porsche 911	16:45.225	12	49.319	83.88	1:20.903
7	85	A	Richard BAYSTON		Porsche 944S2	16:54.915	12	59.009	83.08	1:22.919
8	7	B	Robbie WATTS		Renault Spider	17:05.033	12	1:09.127	82.26	1:23.514
9	4	B	Stephen OLIVER		Lotus Elise	17:05.392	12	1:09.486	82.23	1:23.467
10	99	B	Alec LIVESLEY		Jensen Healey	17:13.771	12	1:17.865	81.57	1:23.867
11	61	A	Stuart JEFSCOATE		Porsche 911 Carrera	17:19.587	12	1:23.681	81.11	1:24.166
12	52	A	Clive BAILEY		Porsche 911	17:22.844	12	1:26.938	80.86	1:22.501
13	66	B	John REED		Renault Spider	15:58.085	11	1 LAP	80.68	1:22.817
14	46	A	Mark DONALD		Lotus Exige	15:59.927	11	1 LAP	80.52	1:23.925
15	25	A	Doug ELLWOOD		TVR Griffith	16:12.158	11	1 LAP	79.51	1:24.815
16	47	A	Wayne JACKSON		Porsche 968	16:27.021	11	1 LAP	78.31	1:27.400
17	72	A	Stephen MONK		Porsche 911SC	16:35.674	11	1 LAP	77.63	1:27.624
18	3	C	Howard JONES		Ginetta G4	16:40.213	11	1 LAP	77.28	1:28.738
19	95	B	Richard PERKS		Renault Spider	16:59.109	11	1 LAP	75.85	1:29.744
20	12	C	Pete RICHARDS		Clan Crusader	17:00.916	11	1 LAP	75.71	1:30.325
21	9	A	Chris VAREY		Porsche 968CS Turbo	17:06.849	11	1 LAP	75.27	1:27.963
22	43	C	Bennet LONGMAN		MG Midget	17:16.090	11	1 LAP	74.60	1:31.251
23	19	C	John MORGAN		Ginetta G15	16:35.872	10	2 LAPS	70.56	1:36.396
24	94	C	Alan PETTIT		Triumph Spitfire	16:40.983	10	2 LAPS	70.20	1:37.298

NOT CLASSIFIED

11	B	Nigel AINGE	Porsche 944	15:00.382	9	D.N.F.	70.24	1:29.819
33	C	Rob MOODY	Turner MkII	12:14.466	8	D.N.F.	76.54	1:28.638
69	C	Dean STANTON	MG Midget	9:28.147	6	D.N.F.	74.21	1:30.452
42	C	Paul MORGAN	Ginetta G15		0	D.N.F.	N/A	

FASTEST LAP

29	A	Keith AHLERS	Morgan +8	1:18.061	9	90.02mph	144.87kph
66	B	John REED	Renault Spider	1:22.817	7	84.85mph	136.55kph
33	C	Rob MOODY	Turner MkII	1:28.638	6	79.28mph	127.58kph

PLEASE PLEASE PLEASE No 95 - PLEASE USE STANDARD STYLE NUMBERS.

LAP RECORD CLASS A.

Non-starters: 10 & 21

Weather/Track: Cloudy/Dry

MST sports timing

Snetterton

Circuit Length = 1.9520 miles.

Start: 13:50

Clerk of Course:

JTB 1428

Stewards:

Timekeeper:

[Signature]

Miller Oils Historic Formula Junior Provisional Results Race 5

POS	NO	CL	NAME	NAT	ENTRY	TIME	LAPS	GAP	MPH	BEST
1	57	2	Denis WELCH		Meryl'n	16:14.299	12		86.55	1:19.910
2	51	2	Michael HIBBERD		Lotus 20	16:20.899	12	6.600	85.96	1:20.212
3	59	2	Robin LONGDON		Lola 5a	16:39.808	12	25.509	84.34	1:22.128
4	69	2	Neil DAWS		Lotus 20/22	16:58.878	12	44.579	82.76	1:23.153
5	78	2	Paul SMEETH		Lotus 22	16:37.244	11	1 LAP	77.51	1:28.826
6	76	2	Michael WALLER		Lotus 22	16:40.584	11	1 LAP	77.25	1:27.998
7	87	F3	Reg HARGRAVE		Kieft F3	17:07.866	11	1 LAP	75.20	1:31.875
8	54	2	Andrew HIBBERD		Lotus 20	17:37.652	11	1 LAP	73.08	1:30.298
9	10	1F	Paul HEWES		Lola Mk II	17:38.915	11	1 LAP	72.99	1:31.044

FASTEST LAP

57	2	Denis WELCH	Meryl'n	1:19.910	10	87.93mph	141.52kph
10	1F	Paul HEWES	Lola Mk II	1:31.044	11	77.18mph	124.21kph
87	F3	Reg HARGRAVE	Kieft F3	1:31.875	5	76.48mph	123.09kph

Non-starter: 71
Weather/Track: Cloudy/Dry

Snetterton
Circuit Length = 1.9520 miles.
Start: 14:22

MST sports timing

Clerk of Course:

Stewards:

Timekeeper:

 16:44



750 Motor Club Formula 4 Provisional Results Race 6

POS	NO	CL	NAME	NAT	ENTRY	TIME	LAPS	GAP	MPH	BEST
1	23	A	Adrian KIDD		Van Diemen RF93	14:52.613	11		86.59	1:13.885
2	3	A	Erwin SMIECH		Reynard SF86	14:56.915	11	4.302	86.18	1:15.217
3	14	A	Damon BLAND		Van Diemen RF86	14:58.660	11	6.047	86.01	1:15.241
4	26	D	Barry POMFRET		Van Diemen RF98	15:01.276	11	8.663	85.76	1:16.806
5	22	D	Kevin GILLESPIE		Van Diemen RF97	15:01.360	11	8.747	85.75	1:16.633
6	11	A	Chris KITE		Dallara 394	15:02.653	11	10.040	85.63	1:15.373
7	6	A	David LONGSTAFF		Ray 89F	15:06.338	11	13.725	85.28	1:17.420
8	33	B	Stephen WARD		Van Diemen	15:09.537	11	16.924	84.98	1:19.140
9	7	D	David BLYTH		Van Diemen RF97	15:12.215	11	19.602	84.73	1:20.323
10	91	A	David HEALEY		Delta T92	15:14.663	11	22.050	84.51	1:20.039
11	29	B	Andrew LEVISTON		Van Diemen RF82	15:15.977	11	23.364	84.39	1:19.585
12	38	D	Philip SANTER		Van Diemen RF95	15:21.898	11	29.285	83.84	1:20.539
13	80	A	Peter MONK		Lotus FVL	15:17.579	10	1 LAP	76.58	1:26.174
14	48	B	Paul RIDER		Royale RP30	15:21.808	10	1 LAP	76.23	1:25.622
15	44	A	Clive YORATH		Magnum	15:36.465	10	1 LAP	75.04	1:23.658

NOT CLASSIFIED

99	A	Charles ADRIAN	Van Diemen FR93	0	D.N.F.	N/A
32	D	Garry CLEAVER	Mygale 98	0	D.N.F.	N/A

FASTEST LAP

23	A	Adrian KIDD	Van Diemen RF93	1:13.885	11	95.11mph	153.06kph
22	D	Kevin GILLESPIE	Van Diemen RF97	1:16.633	7	91.69mph	147.57kph
33	B	Stephen WARD	Van Diemen	1:19.140	11	88.79mph	142.90kph

No 25 excluded - overtaking under yellow/black quartered flag

Non-starters: 10.

Weather/Track: Cloudy/Dry

MST sports timing

Snetterton

Circuit Length = 1.9520 miles.

Start 15:07

Clerk of Course:

[Signature] 1631

Stewards:

Timekeeper:

[Signature]

**750 Motor Club RGB Series supported by Fisher Sports Cars & Red Line Oils
Provisional Results Race 7**

POS	NO	CL	NAME	NAT	ENTRY	TIME	LAPS	GAP	MPH	BEST
1	15	A	Andy CHARLESLEY		Fisher Fury	15:51.453	12		88.62	1:16.012
2	16	C	Mike FIELD		Fisher Fury	16:03.610	12	12.157	87.51	1:18.816
3	6	C	Gordon GRIFFIN		Fisher Fury	16:04.990	12	13.537	87.38	1:18.760
4	60	A	Andy STERLING		Dax Rush	16:06.668	12	15.215	87.23	1:16.870
5	38	C	Steve KELSEY		MK Locost	16:25.965	12	34.512	85.52	1:19.757
6	5	C	Matthew ROWE		Westfield Megablade	16:26.005	12	34.552	85.52	1:20.702
7	32	C	Phil GREENWAY		Sylva Phoenix	16:37.598	12	46.145	84.52	1:21.628
8	4	C	Peter HURST		Locoblade	16:43.667	12	52.214	84.01	1:22.093
9	26	B	Alan BUSHELL		Tiger B6	16:48.357	12	56.904	83.62	1:22.279
10	39	C	Andy LAMPORT		Fisher Fury Spyder	16:48.407	12	56.954	83.62	1:21.782
11	18	C	Graham HILLS		Fisher Fury	16:48.969	12	57.516	83.57	1:21.359
12	3	C	Ian JOHNSON		Fisher Fury	17:00.118	12	1:08.665	82.66	1:21.972
13	7	A	Stewart LYDDALL		Locoblade	17:08.300	12	1:16.847	82.00	1:21.059
14	14	B	Ian HARRISON		Tiger B6	15:53.510	11	1 LAP	81.06	1:23.602
15	96	C	Tim GRAY		Locost Locoblade	15:57.178	11	1 LAP	80.75	1:24.684
16	69	C	Kris GREENSLADE		Westfield Megablade	16:52.177	11	1 LAP	76.36	1:28.761

NOT CLASSIFIED

12	A	Tim HARMER		Genesis Evo	6:12.711	4	D.N.F.	75.41	1:19.767
27	C	Alan McPHERSON		Formula 27	7:14.679	4	D.N.F.	64.66	1:33.531
63	C	David ADAMS		Stuart Taylor Locost		0	D.N.F.	N/A	

FASTEST LAP

15	A	Andy CHARLESLEY		Fisher Fury	1:16.012	9	92.44mph	148.78kph
6	C	Gordon GRIFFIN		Fisher Fury	1:18.760	10	89.22mph	143.59kph
26	B	Alan BUSHELL		Tiger B6	1:22.279	6	85.40mph	137.44kph

Non-starter: 35
LAP RECORD CLASS A

Weather/Track: Cloudy/Dry
MST sports timing

Snetterton
Circuit Length = 1.9520 miles.
Start: 15:34

Clerk of Course:



15 55

Stewards:

Timekeeper:



750 Motor Club 7 Series

Provisional Results Race 8

POS	NO	CL	NAME	NAT	ENTRY	TIME	LAPS	GAP	MPH	BEST
1	99	A	Martin STEWART		Caterham Super 7	26:43.488	20		87.64	1:16.199
2	21	A	Peter RATCLIFF		Caterham 7	26:43.881	20	0.393	87.62	1:16.148
3	44	A	William MITCHAM		Caterham 7	26:50.759	20	7.271	87.25	1:16.693
4	10	A	David LITCHFIELD		Caterham 7	27:01.907	20	18.419	86.65	1:16.869
5	25	A	Peter LAWRENCE		Caterham Superlight	27:06.087	20	22.599	86.43	1:17.839
6	19	A	Chris PORRITT		Caterham 7	27:06.547	20	23.059	86.40	1:16.590
7	84	A	Simon LANYON		Caterham Super 7	27:13.077	20	29.589	86.06	1:18.213
8	87	A	Mark LANYON		Caterham Super 7	27:28.267	20	44.779	85.26	1:19.221
9	63	A	Andy TOONE		Caterham 7	27:29.373	20	45.885	85.21	1:18.600
10	5	B	John BENFIELD		Caterham 7	26:49.302	19	1 LAP	82.96	1:22.823
11	16	C	Howard KAYE		Caterham 7 Supersports	26:50.406	19	1 LAP	82.90	1:22.643
12	55	C	Steve LINDSEY		Caterham K Series	27:11.534	19	1 LAP	81.83	1:23.646
13	29	C	Ken BAIRD		Caterham 7	27:13.027	19	1 LAP	81.76	1:23.688
14	46	C	Ben WOODHOUSE		Caterham Super 7	27:20.243	19	1 LAP	81.40	1:23.930
15	32	C	Terry CLARK		Caterham 7	27:37.465	19	1 LAP	80.55	1:24.107
16	48	B	Gerald SIMPSON		Caterham Supersprint	27:39.559	19	1 LAP	80.45	1:24.757
17	18	C	Marc GEACH		Caterham 7	27:40.055	19	1 LAP	80.42	1:24.870
18	12	C	Michael SHANLY		Caterham Supersport	26:45.930	18	2 LAPS	78.76	1:26.357
19	77	C	Steve HINDLE		Caterham 7 Academy	26:46.845	18	2 LAPS	78.71	1:27.149
20	35	C	Stuart PLOTNEK		Caterham Roadsport	27:39.952	17	3 LAPS	71.96	1:33.360
21	3	B	Tim LAMB		Caterham 7	26:52.308	15	5 LAPS	65.37	1:26.930

NOT CLASSIFIED

96	A	Bob MARSHALL	Caterham 7	24:26.179	18	D.N.F.	86.27	1:17.922
22	A	Bruce WHITE	Caterham	16:18.679	10	D.N.F.	71.80	1:17.734

FASTEST LAP

21	A	Peter RATCLIFF	Caterham 7	1:16.148	15	92.28mph	148.51kph
16	C	Howard KAYE	Caterham 7 Supersports	1:22.643	9	85.03mph	136.84kph
5	B	John BENFIELD	Caterham 7	1:22.823	16	84.84mph	136.54kph

LAP RECORD CLASS A
Weather/Track: Cloudy/Dry

Clerk of Course:

 1032

www.mstworld.com

MST sports timing

Stewards:

Timekeeper:

Snetterton
Circuit Length = 1.9520 miles.
Start: 15:58

Issued - 16:28 Sunday, 14 April 2002

**KELSport/Club Lotus Roadsports
Provisional Results Race 9**

POS	NO	CL	NAME	NAT	ENTRY	TIME	LAPS	GAP	MPH	BEST
1	29	A	Keith AHLERS		Morgan +8	16:30.300	12		85.15	1:19.327
2	18	A	Cliff FINN		Ginetta G4	16:31.030	12	0.730	85.09	1:19.779
3	2	A	Mal DAVISON		Porsche 993	16:34.060	12	3.760	84.83	1:20.509
4	5	A	Pat THOMAS		Lotus Exige	16:35.481	12	5.181	84.70	1:20.987
5	39	A	Paul EDWARDS		Porsche 911	16:36.498	12	6.198	84.62	1:21.388
6	85	A	Richard BAYSTON		Porsche 944S2	16:47.998	12	17.698	83.65	1:22.285
7	7	B	Robbie WATTS		Renault Spider	16:51.939	12	21.639	83.33	1:22.085
8	4	B	Stephen OLIVER		Lotus Elise	16:53.472	12	23.172	83.20	1:22.083
9	52	A	Clive BAILEY		Porsche 911	17:00.491	12	30.191	82.63	1:21.558
10	99	B	Alec LIVESLEY		Jensen Healey	17:00.965	12	30.665	82.59	1:22.918
11	66	B	John REED		Renault Spider	17:23.239	12	52.939	80.83	1:22.697
12	25	A	Doug ELLWOOD		TVR Griffith	17:27.914	12	57.614	80.47	1:25.093
13	46	A	Mark DONALD		Lotus Exige	17:28.861	12	58.561	80.39	1:25.175
14	61	A	Stuart JEFCOATE		Porsche 911 Carrera	17:35.050	12	1:04.750	79.92	1:25.519
15	72	A	Stephen MONK		Porsche 911SC	17:51.765	12	1:21.465	78.68	1:25.935
16	3	C	Howard JONES		Ginetta G4	16:36.790	11	1 LAP	77.54	1:28.080
17	47	A	Wayne JACKSON		Porsche 968	16:37.687	11	1 LAP	77.47	1:26.418
18	9	A	Chris VAREY		Porsche 968CS Turbo	16:47.474	11	1 LAP	76.72	1:27.491
19	42	C	Paul MORGAN		Ginetta G15	17:04.695	11	1 LAP	75.43	1:29.119
20	43	C	Bennet LONGMAN		MG Midget	17:30.941	11	1 LAP	73.55	1:31.975
21	94	C	Alan PETTIT		Triumph Spitfire	16:43.318	10	2 LAPS	70.04	1:37.115

NOT CLASSIFIED

12	C	Pete RICHARDS	Clan Crusader	3:17.144	2	D.N.F.	71.29	1:32.637
19	C	John MORGAN	Ginetta G15	3:29.083	2	D.N.F.	67.21	1:41.055
33	C	Rob MOODY	Turner MkII	1:45.292	1	D.N.F.	66.74	1:45.292

FASTEST LAP


29	A	Keith AHLERS	Morgan +8	1:19.327	10	88.58mph	142.56kph
4	B	Stephen OLIVER	Lotus Elise	1:22.083	12	85.61mph	137.77kph
3	C	Howard JONES	Ginetta G4	1:28.080	9	79.78mph	128.39kph

Non-starters: 11, 54, 69 & 95
Weather/Track: Cloudy/Dry

MST sports timing

Snetterton
Circuit Length = 1.9520 miles.
Start: 16:34

Clerk of Course:

 17:00

Stewards:

Timekeeper:

