



Official Programme - £2.50

CADWELL PARK Sept 27/28

Programme Amendment List Cadwell Park 27th & 28th September 2003.

Please add the following:

Car		Car			Car		
Formula	No	CLASS	FullName	CarDetails	ccs	Hometown	CLUB
Formula Vee	82		Fergus Dalton	Sheane	1300	Tonbridge Wells	750
Hot Hatch	28 A		Andy Neal	Fiesta XR2	1600	Beverley	750
Kit Car	80 B		Rob Bartley	Procomp LA Gold	1800	Tamworth	750
Roadsports	50 A		John Waples	Porsche 911	3200	Truro	750
Stock Hatch	110 B		Noel Moffitt	Peugeot 205 GTi	1600	Sutton Coldfield	750
	119 B		Simon Laidlaw	Fiesta XR2	1600	Streatham Hill	750

Please delete the following:

Car		Car			Car		
Formula	No	CLASS	FullName	CarDetails	ccs	Hometown	CLUB
Hot Hatch	68 A		Andy Wood	Ford Fiesta	1600	Eastleigh	750
	84 B		Mark Bush	Metro GTi	1400	Milton Keynes	750
Locost	65 A		Bruno Viana	Locost	1300	Swansea	750
NS & SCC	17 C		John Parton	Honda Integra	2000	Shavington	NSSCC
RGB	14 C		Andrew Drake	Westfield SE	929	East Aberthow	750
	28 C		David Chapman	Fisher Fury	919	Diss	750
Stock Hatch	80 C		Paul Winter	Peugeot 205 GTi	1600	Ferndown	750
	121 B		Graham Millward	Peugeot 205 GTi	1600	Melton Mowbray	750



This meeting is held under the General Regulations of the MSA (incorporating the provisions of the International Sporting Code of the FIA) and the Supplementary Regulations, Final Instructions and any written instructions which the Organisers issue for the race meeting. MSA Permit No: 17123.

APPROXIMATE TIMETABLE

SATURDAY 27TH SEPTEMBER- PRACTICE SESSIONS

	TIME
750 Motor Club Locost Championship - session A	9.00
750 Motor Club Locost Championship - session B	9.25
750 Motor Club Formula 4 Championship	9.50
MDS Battery RGB Championship - classes A, B & D	10.15
750 Formula Championship & 750 Trophy Series	10.40
Demon Tweeks/Yokohama Stock Hatch Championship - session A	11.05
Demon Tweeks/Yokohama Stock Hatch Championship - session B	11.30
Demon Tweeks/Yokohama Stock Hatch Championship - session C	11.55
MDS Battery RGB Championship - class C	12.20

RACES

1: 750 Motor Club Locost Championship - Heat	1.35
2: 750 Motor Club Formula 4 Championship	2.00
3: MDS Battery RGB Championship - classes A, B & D	2.30
4: 750 Trophy Series	2.55
5: 750 Motor Club Locost Championship	3.25
6: Demon Tweeks/Yokohama Stock Hatch Championship - Heat 1	3.50
7: Demon Tweeks/Yokohama Stock Hatch Championship - Heat 2	4.20
8: MDS Battery RGB Championship - class C	4.45
9: 750 Formula Championship	5.15
10: 750 Trophy Series	5.40

SUNDAY 28TH SEPTEMBER- PRACTICE SESSIONS

750 Motor Club Formula Vee Championship - session A	9.00
750 Motor Club Formula Vee Championship - session B	9.25
Racespeed Roadsports & 750 Motor Club Kit Cars class A	9.50
Northern Saloon & Sports Cars Championship	10.15
Demon Tweeks/Yokohama Hot Hatch Championship	10.40
750 Motor Club Kit Car Championship - class B	11.05

RACES

11: 750 Motor Club Formula Vee Championship - Heat 1	11.30
12: 750 Motor Club Formula 4 Championship	12.00
13: 750 Formula Championship	12.30
14: 750 Motor Club Formula Vee Championship - Final 1	1.00
15: Demon Tweeks/Yokohama Stock Hatch Championship - Final	2.15
16: Racespeed Roadsports & 750 Motor Club Kit Cars class A	2.45
17: 750 Motor Club Formula Vee Championship - Heat 2	3.15
18: Northern Saloon & Sports Cars Championship	3.45
19: Demon Tweeks/Yokohama Hot Hatch Championship	4.15
20: 750 Motor Club Kit Car Championship - class B	4.45
21: 750 Motor Club Formula Vee Championship - Final 2	5.15

RACE MEETING OFFICIALS

MSA STEWARD

D.H.Evans

CLERK OF COURSE

V.Ayres

DEPUTY CLERKS

J.Floyd

J.Smith

CLUB STEWARDS

D.Brice

K.Messer

TIMEKEEPERS

T.Stevens (Chief)

A.Stevens

P.Arch

SCRUTINEERS

I.Brocklesby (Chief)

H.Fisher

R.Garfitt

C.Hollingworth

P.Jaggard

K.Peake

D.F.D.Smith

INCIDENT OFFICER

A.Bennett

CHIEF MARSHAL

P.Harding/J.Watson

CHIEF OBSERVER

P.Stenning

CHIEF MEDICAL OFFICER

Dr.C.Ruddlesdin

RACE RESCUE UNIT

750 Motor Club

COMMENTATOR

SECRETARY OF THE MEETING

Robin Knight

MARSHALS

750 Motor Club

BMMC

The organisers reserve the right, with the permission of the Stewards of the Meeting and/or the Clerk of Course, to change the order in which events are run and to postpone, cancel or abandon the meeting or any part thereof.

Races 1/5**8 Laps****750 Motor Club Locost Championship**

No	PR	SESSION	DRIVER	CAR DETAILS	CCS	HOMETOWN	CLUB
3	B		Darryl Beckwith	Locost	1300.	Saunderton	750
8	A		Simon Read	Locost	1300.	Ely	750
11	B		Tim Gray	Locost	1300.	Trowell	750
20	A		Mark Benson	Locost	1300.	Marlborough	750
24	B		Danny Cassar	Locost	1300.	East Ham	750
27	A		Andrew Henriette	Locost	1300.	Hanwell	750
28	B		David Black	Locost	1300.	Gr Barr	750
29	A		Alex Hughes	Locost	1300.	Hindhead	750
31	B		Alex Jullien	Locost	1300.	Wickford	750
33	A		Lee Baverstock	Locost	1300.	Wickford	750
34	B		Robert Fitter	Locost	1300.	Horsham	750
36	A		Mark Glover	Locost	1300.	Ashton on Trent	750
37	B		Kevin Lucas	Locost	1300.	Ilkeston	750
39	A		Colin Beckwith	Locost	1300.	High Wycombe	750
40	B		David Foers	Locost	1300.	Leamington Spa	750
41	A		Brett Townsend	Locost	1300.	Leamington Spa	750
46	B		Justin Boak	Locost	1300.	Norwich	750
47	A		Robert Palin	Locost	1300.	Nuneaton	750
48	B		Ian McLaughlin	Locost	1300.	Worksop	750
60	A		Alan Meaker	Locost	1300.	Wellingborough	750
62	B		Brian Mitcham	Locost	1300.	Bury St Edmunds	750
65	A		Bruno Viana	Locost	1300.	Swansea	750
66	B		Lee Simpson	Locost	1300.	Gosport	750
67	A		John Ballentyne	Locost	1300.	Colchester	750
68	B		Tom Ballentyne	Locost	1300.	Colchester	750
69	A		Daniel Lee Stevens	Locost	1300.	Flimwell	750
71	B		Richard Brown	Locost	1300.	Swindon	750
74	A		Steve Cullis	Locost	1300.	Markyate	750
76	B		Simon Hunter	Locost	1300.	Northampton	750
77	A		Martin Gambling	Locost	1300.	Leamington Spa	750
78	B		Andrew Monk	Locost	1300.	Kettering	750
80	A		Paul Cooper	Locost	1300.	Nr Cannock	750
81	B		James Kmiecik	Locost	1300.	Grantham	750
88	A		Nik Tarry	Locost	1300.	Southampton	750
99	B		Stuart James	Locost	1300.	Reading	750

1st	300	Tim Gray	4th	138	Brett Townsend
2nd	183	Daniel Lee Stevens	5th	112	Andrew Crapnell
3rd	174	Brian Mitcham	6th	110	Alex Jullien

The 750 Motor Club Locost Championship is for cars built to the same basic design and using a standard Ford 1300 cc x flow engine, gearbox and many other standard components. Designed to ensure close racing and encourage new drivers into club racing at sensible cost levels the championship has now expanded to a point where 2 grids are necessary at some meetings.

Races 2 & 12

10 Laps

750 MC Formula 4 Championship

NO	CLS	DRIVER	CAR DETAILS	CCS	HOMETOWN	CLUB
1	A	Erwin Smiech	Raynard SF86	1600.	Lincoln	750
3	A	Damon Bland	Van Diemen	1600.	Teddington	750
5	A	John Woodward	Delta T81	1600.	Stratton Audley	750
6	D	John Moore	Van Dieman VD97	1800.	Sandhurst	750
9	A	David Longstaff	RM03	1137.	Misterton	750
10	A	Barry Pritchard	Van Diemen	1800.	Attleborough	750
15	B	Nick Barnett	Van Dieman RF83	2000.	Great Chart	750
20	A	Adrian Kidd	Van Diemen	1800.	Attleborough	750
33	D	Malcolm Scott	Van Diemen	1800.	Upminster	750
37	D	Richard Bartlett	Van Diemen RF98	1800.	St Neots	750
38	D	Nathan Sturdgess	Mygale 00 Zetec	1800.	Hickling	750
44	A	Clive Yorath	Magnum	1600.	Cheltenham	750
45	D	Ashley Edwards	Van Diemen RF2000	1800.	Malmesbury	750
64	D	Philip Richmond	Van Diemen RF97	1800.	Harlington	750
68	D	Peter Allen	Van Diemen RF95Z	1800.	Brentwood	750
80	A	Peter Monk	Lotus FVL	1600.	Woodbridge	750
83	A	Lee Atkins	Mygale US99/00	1600.	Goldalming	750
91	A	David Healey	Delta T92	1600.	Norton	750
99	A	Charles Adrian	Van Dieman FR93	1600.	Ockeridge	750

750 Motor Club Formula 4 Championship 2003

Points	Class	Driver	Points	Class	Driver
1st	196	A Damon Bland	4th	129	A Erwin Smiech
2nd	12	B Mike Boxford	5th	129	A David Healey
3rd	190	A Lee Atkins	6th	118	A John Woodward
1st	222	D Ashley Edwards	4th	160	D Peter Allen
2nd	189	D John Moore	5th	122	D Malcolm Scott
3rd	168	D Nathan Sturdgess	6th	89	D Ian Pratt

The 750 Motor Club Formula 4 Championship provides the technical sophistication of slicks and wings in an affordable single seater championship. Class A allows any design of chassis powered by the 1600 CVH, 1800 Zetec or Honda Blackbird engine. Class B is for FF2000 cars, class C for pre Dec '80, running to the former FF2000 regulations and Class D is for pre 2001 Formula Ford Zetec cars.

Race 3

10 Laps

MDS Battery - RGB Championship

No	CLS	DRIVER	CAR DETAILS	CCS	HOMETOWN	CLUB
2	D	Tim Harmer	Genesis Evo	1200.	Bradford	750
9	A	Jonathan Wright	Westfield Megabusa	1300.	Swaffham Bulbeck	750
15	B	Tom Barnard	Tiger B6	900.	Harpham	750
17	A	Dave Jones	Tiger B6	1200.	Northampton	750
26	B	Alan Bushell	Tiger B6	1000.	Norwich	750
31	B	Adrian Terry	Sylva Striker	1157.	Leeds	750
33	B	Mark Farthing	Caterham Fireblade	919.	Steyning	750
34	A	James Johnson	Tiger Avon	1199.	Corsham	750
49	D	Doug Carter	Genesis Evo	1200.	Kendal	750
51	A	Andy Charsley	Fisher Fury	1300.	Bromley	750
54	A	Phil Alcock	Stuart Taylor Ninja	899.	Sth Kilworth	750
65	B	Peter Isherwood	MK Indy	919.	Edgworth	750
80	B	Ian Fletcher	Fletcher Hornet	1000.	01487 822871	750

750 Motor Club RGB Championship 2003

Points	Class	Driver	Points	Class	Driver		
1st	157	C	Martin Brooks	4th	99	B	Mark Farthing
2nd	144	A	Andy Charsley	5th	98	A	Jonathan Wright
3rd	99	C	Gordon Griffin	6th	84	C	Phil Greenway

First introduced in 2001, the 750 Motor Club's RGB Championship is for two-seater cars which must be road legal and capable of passing an MOT. Cars may be constructed specifically for the series or may be one of the many motorcycle engine cars currently available from a wide range of kit car manufacturers. The engines must be series-production four-stroke units and may not be modified from standard; they run in four classes; standard Fireblade engine kit cars (class C), up to 135 bhp (class B), 136 to 180 bhp (class A) and rear-engine cars (class D). The Championship is sponsored by MDS Battery Ltd - see their advert on the inside front page for full information.

Races 4 & 10


6 Laps

750 MC 750 Trophy Series

N ^o	CLS	DRIVER	CAR DETAILS	CCS	HOMETOWN	CLUB
1	C	Don Rawson	Rawson Special	1172.	Oswestry	750
2	C	Roger Windley	Genie	747.	Tattershall	750
3	B	Slavko Radisa	Gerrell Mk I	600.	Kidderminster	750
8	C	David Brand	Reliant Special	803.	Chesham	750
14	C	Cliff Ringrose	Phoenix	600.	Newark	750
20	D	Roy Wright	Dastle F3	497.	Stourport on Severn	750
26	B	Mike Whitby	Austin 7 Special	747.	St Neots	750
42	C	Richard Reeve	Lotus Mk6	1172.	Bristol	750
68	C	Pete Birch	J6S III	850.	Mablethorpe	750
73	C	Nic Grele	Marsh Grayford Special	750.	Whyteleafe	750

The practice session for the above races is combined with the practice session for 750 Formula.

If the number of 'runners and riders' for Race 10 is very small, the Clerk of Course may decide to combine Races 9 & 10.



The 750 Trophy Series is for Austin Seven based cars, supported by other cars of historic interest and similar performance. As in the former pre-war Austin 7 Championship, Austin Sevens will compete in two classes:- Austin Seven sports and racing cars, post-war specials and early 750 Formula cars with Austin Seven engines/gearboxes. In further classes are cars from the old 1172 Formula along with vintage, PVT and historic cars such as 500cc Formula 3 and other similar vehicles.

Races 6/7/15 8 Laps

Demon Tweeks/Yokohama Stock Hatch Championship

NO	PRAC SESS	DRIVER	CAR DETAILS	CCS	HOMETOWN	CLUB
2	B	Glenn Stokes	Peugeot 106 Rallye	1600.	Chafford Hundred	750
3	C	Pete Morgan	Fiesta XR2i	1600.	Wrexham	750
4	A	Hilary Howlett	Peugeot 106 XSi	1587.	Dereham	750
5	B	Carl Townend	Peugeot 106 XSi	1580.	Ecclesfield	750
6	C	Matt Lewis	Fiesta XR2i	1600.	Leatherhead	750
7	A	Paul McMillan	Citroen Saxo	1600.	Wisbech	750
9	B	Gordon Macmillan	Peugeot 205 GTi	1580.	Swindon	750
10	C	Neal Ison	Peugeot 205 GTi	1580.	Chesterfield	750
11	A	Craig Shepherd	Fiesta XR2	1600.	Braintree	750
12	B	Paul Tibbs	Fiesta XR2	1600.	Spalding	750
15	C	Tyson Lamp	Suzuki Swift GTi	1300.	Dursley	750
17	A	Damian Cottrell	Fiesta XR2	1600.	Bromsgrove	750
18	B	Simon Hunt	Peugeot 205 GTi	1590.	Allestree	750
19	C	Andy Clarkson	Fiesta XR2	1600.	Tring	750
20	A	Peter Felix	Peugeot 106	1600.	Allestree	750
24	B	Richard Horsey	Peugeot 205GTi	1600.	East Horsley	750
26	C	Simon Howard	Fiesta XR2	1600.	Norwich	750
27	A	Stewart Nind	Peugeot 205 GTi	1600.	Sittingbourne	750
33	B	Jonathan Howes	Fiesta XR2	1600.	Norwich	750
34	C	Steve Drewery	Suzuki Swift GTi	1300.	Kings Lynn	750
35	A	Andrew Thorpe	Fiesta XR2	1600.	Ilkley	750
36	B	Paul Coulam	Fiesta XR2	1600.	Horncastle	750
39	C	Richard Kingsnorth	Peugeot 205 GTi	1600.	Colchester	750
41	A	John Townshend	Peugeot 205 GTi	1600.	Colchester	750
42	B	Roger Neep	Peugeot 205 GTi	1580.	London	750
43	C	Simon Smith	Ford XR2	1600.	Allestree	750
45	A	Paul Taylor	Peugeot 106 Rallye	1600.	Great Amwell	750
46	B	Darren Blumson	Peugeot 205 GTi	1580.	Reigate	750
47	C	John Munday	Peugeot 205 GTi	1600.	Harrow	750
50	A	Ian Laughton	Fiesta XR2	1597.	Eastbourne	750
51	B	Simon Holloway	Suzuki Swift	1300.	Wyndham	750
52	C	Colin Thorpe	Fiesta XR2	1597.	Ilkley	750
55	A	Tony Headland	Fiesta XR2	1600.	Norwich	750

With such a massive entry for this round of the Stock Hatch championship, there are 3 practice sessions (as per the letter after the race number). From the combined times, the slowest 48 will be split alternately between Races 6 & 7, the remainder going straight into Race 15. The spaces on the back of the grid for Race 15 will be filled by taking, alternately, the highest placed finishers from Races 6 & 7.

Demon Tweeks and Yokohama tyres are the main sponsors for the Stock Hatch Championship, which in its 6th year continues to be one of the most popular saloon car championships in the UK. The use of standard engine & gearbox, a 'control' Yokohama A539 tyre and a weight penalty for leading cars ensures close racing at very affordable cost.

Races 6/7/15 8 Laps

Demon Tweeks/Yokohama Stock Hatch Championship

No	PRAC SESS	DRIVER	CAR DETAILS	CCS	HOMETOWN	CLUB
57	B	Dave Wright	Peugeot 205 GTi	1600.	Sittingbourne	750
58	C	Martin Boon	Fiesta Si	1400.	Kings Lynn	750
60	A	Christopher Fletcher	Fiesta XR2	1600.	Thetford	750
61	C	Tony Taylor	Peugeot 205 GTi	1580.	Ware	750
65	B	Terry Roughton	Peugeot 205 GTi	1580.	Wisbech	750
67	C	Dan Kitchener	Fiesta XR2	1600.	Wickford	750
68	A	Phil Law	Fiesta XR2	1600.	Botley	750
70	B	Richard Warner	Fiesta XR2	1600.	Northwich	750
72	C	Paul Johnson	Suzuki Swift GTi	1298.	Gt Yarmouth	750
78	A	Alastair Boulton	Fiesta XR2	1600.	Cheltenham	750
79	B	Gary Parkes	Fiesta XR2	1597.	Lincoln	750
80	C	Paul Winter	Peugeot 205 GTi	1600.	Ferndown	750
87	A	Chris Cody	Citroen Saxo VTR	1600.	Winchmore Hill	750
88	B	James Marshall	Fiesta XR2i	1600.	Warwick	750
95	C	Trevor Corteil	Fiesta XR2	1600.	Hersham	750
96	A	Gareth Wright	Peugeot XSi	1600.	Wisbech	750
97	B	Tim Speed	Peugeot 205 GTi	1600.	Wimborne	750
98	C	Ian Oakes	Vauxhall Nova GTE	1600.	Bletchley	750
102	A	Mark Alden	Peugeot 106 XSi	1600.	Manchester	750
103	B	Derek Rozier	Fiesta XR2	1600.	Bexley	750
104	C	John Hemming	Nova GTE	1600.	Torquay	750
108	A	Paul Sheehan	Peugeot 106 XSi	1600.	Coundon	750
109	B	Tom Blamire	Peugeot 106 XSi	1600.	Gnosall	750
112	C	David Drinkwater	Fiesta XR2	1600.	Woking	750
114	B	Julie Hassell	Fiesta XR2i	1600.	Eastbourne	750
120	A	James Gardiner	Peugeot 205 GTi	1580.	Findern	750
121	B	Graham Millward	Peugeot 205 GTi	1600.	Melton Mowbray	750
125	C	Maurice Hayden	Citroen Saxo	1600.	Wisbech	750
126	A	Kev Hutton	Fiesta XR2	1600.	Woodhall Spa	750
132	B	Conal O'Neill	Ford Fiesta	1600.	Solihull	750
133	C	Stuart Pearson	Escort XR3i	1600.	Wooldale	750
134	A	Andy Slinger	Peugeot 106 XSi	1300.	St Annes	750
136	B	Nick Carter	Fiesta XR2	1598.	Louth	750
137	C	Dean Pepperrell	Fiesta XR2	1600.	Ashford	750

750 Motor Club Stock Hatch Championship 2003

Points	Driver	Points	Driver
1st	638 Paul Taylor	4th	539 Gordon Macmillan
2nd	637 Carl Townend	5th	537 Darren Blumson
3rd	562 Peter Felix	6th	519 Simon Hunt

Demon Tweeks and Yokohama tyres are the main sponsors for the Stock Hatch Championship, which in its 6th year continues to be one of the most popular saloon car championships in the UK. The use of standard engine & gearbox, a 'control' Yokohama A539 tyre and a weight penalty for leading cars ensures close racing at very affordable cost.

Race 8

10 Laps

MDS Battery - RGB Championship

No	CLS	DRIVER	CAR DETAILS	CCS	HOMETOWN	CLUB
3	C	Tim Burrows	Fisher Fury	893.	Wyton	750
5	C	Matthew Rowe	Westfield Megablade	919.	Ilminster	750
6	C	Gordon Griffin	Fisher Fury	919.	Sanderstead	750
7	C	Mark Falco	Fisher Fury	929.	Billericay	750
14	C	Andrew Drake	Westfield SE	929.	East Aberthow	750
18	C	Graham Hills	Fisher Fury	919.	Teddington	750
19	C	Darcy Smith	Phoenix	893.	Sandford	750
22	C	Stuart Tanton	Fisher Fury	900.	Bethersden	750
23	C	Tim Evans	MK Indy	919.	Preston	750
27	C	Martin Brooks	Stuart Taylor Phoenix	919.	Teddington	750
28	C	David Chapman	Fisher Fury	919.	Diss	750
32	C	Phil Greenway	Sylva Phoenix	919.	Ashton	750
36	C	Charlie Gregory	Fisher Fury	919.	Upper Hartfield	750
38	C	Ian Gray	Stuart Taylor Phoenix	919.	Ilkeston	750
40	C	Dustin Barnes	Fisher Fury	919.	Heathfield	750
52	C	Gordon Milner	Fisher Fury	929.	Dallington Green	750
56	C	Chris Suckling	Stuart Taylor Phoenix	919.	Grimsby	750
61	C	James Brashaw	MK Fireblade	900.	Maltby	750
89	C	Richard Wise	Phoenix	900.	Hemel Hempstead	750
99	C	Steve Kelsey	MK Locost	919.	Stourbridge	750

First introduced in 2001, the 750 Motor Club's RGB Championship is for two-seater cars which must be road legal and capable of passing an MOT. Cars may be constructed specifically for the series or may be one of the many motorcycle engined cars currently available from a wide range of kit car manufacturers. The engines must be series-production four-stroke units and may not be modified from standard; they run in four classes; standard Fireblade engined kit cars (class C), up to 135 bhp (class B), 136 to 180 bhp (class A) and rear-engined cars (class D). The Championship is sponsored by MDS Battery Ltd - see their advert on the inside front page for full information.

Races 9 & 13

8 Laps


750 MC 750 Formula Championship

N ^o	CLS	DRIVER	CAR DETAILS	CCS	HOMETOWN	CLUB
2		Antony Raine	Centaur Mk16	850.	Verwood	750
3		Peter Bove	Darvi 88/P	1108.	Essendon	750
4		Bob Simpson	SS Reliant	850.	West Drayton	750
8	B	Will Johnston	Centaur Mk 16	850.	Poole	750
10	B	Bill Rutter	Darvi Mk 5B6	850.	Ravensden	750
14		Rodney Hill	Mystic T4/21	1108.	Ashby De La Zouch	750
16		Dave Robson	SDAR/83	850.	Ashbourne	750
23	B	David Bass	Time 3B	850.	Redbourne	750
25	B	Paul Collins	Centaur Mk 16	850.	Bedford	750
27	B	Sue Buxton	Darvi Mk5/97	850.	West Malling	750
29	B	Max Hamlet	Trisstesse	850.	Southampton	750
42	B	Martin Kemp	Darvi Mk6	1108.	Aldershot	750

An unusually small grid for 750 Formula means that their practice session is combined with that of 750 Trophy.

750 Motor Club 750 Formula Championship 2003

Points	Driver	Points	Driver
1st	234 Bob Simpson	4th	153 Roger Rowe
2nd	195 Peter Bove	5th	149 Antony Raine
3rd	188 Will Johnston	6th	105 Sue Buxton



750 Formula is for lightweight two-seater sports racing cars and was originally introduced by the 750 MC in 1949, as its first racing formula. The regulations provide ample scope for the budding amateur to design and build his own car, and to develop his skills in chassis / suspension design and engine tuning within carefully controlled limits; alternatively there are often suitable cars available for sale from within the formula. There are two engine options, either the highly tuned Reliant 850cc or the unmodified Fiat 'FIRE' 1108cc, the latter introduced in 2003 due to the diminishing supply of spares for the Reliant engine.

Races 11/14 & 17/21**8 Laps****750 MC Formula Vee Championship**

NO	DRIVER	CAR DETAILS	CCS	HOMETOWN	CLUB
2	Jeremy Clark	Spyder GAC	1300.	Attleborough	750
6	Ian Buxton	Leystone/Daghorn	1300.	Leek	750
9	Bill Stenning	Spyder	1300.	West End	750
14	Graham Kiddy	Sheane	1300.	Haverhill	750
20	Mark Dunham	Sheane	1300.	Ely	750
22	Stephen Glasswell	Sheane 97	1300.	Bury St Edmunds	750
24	Roger Thompson	McNamara Sebring	1300.	Beckingham	750
25	Ken Elliott	Leystone JH002	1300.	Clondalkin	750
27	Alan Robinson	AHS Challenger	1300.	Weston Hall	750
30	Tim Probert	Sheane	1300.	Richmond	750
34	Lee Levett	Sheane	1300.	Brentwood	750
36	John Hughes	Formula Vee	1300.	Long Ashton	750
38	Paul Smith	Predator	1300.	Chafford Hundred	750
50	Phil Waterhouse	ARI Mk 4	1300.	Yelverton	750
52	Jonathan Storer	Scarab	1300.	Lincoln	750
60	Bob Higgins	Sheane	1300.	Arundel	750
67	James Conyers	Leystone	1300.	York	750
73	Tom Roper	AHS	1300.	Callington	750
80	Steven Ough	Leystone AHS	1300.	Bradford	750
87	Warren Smith	Sheane	1300.	London	750

The drivers on this page are in the 1st Formula Vee practice session;
those on the next page are in the 2nd session.

From the combined times, the slowest 24 go into Race 11, the remainder into Race 14.

Spaces on the back of that grid will be filled by the top finishers in Race 11.

From the drivers' fastest lap times in those 2 races, the slowest 24 go into Race 17,
the remainder into Race 21.

Spaces on the back of that grid will be filled by the top finishers in Race 17.

The 750 Motor Club Formula Vee championship is ideal for beginner and 'expert' alike, looking for competitive single seater racing on a low budget. It has been run by the 750 Motor Club since 1980 and is probably the cheapest way to go single seater racing in the UK. Engine, gearbox and much of the suspension and braking system is from the VW 1300 Beetle and this, along with a Dunlop 'control' tyre puts the emphasis on driver ability to win races.

Races 11/14 & 17/21**8 Laps****750 MC Formula Vee Championship**

No	DRIVER	CAR DETAILS	CCS	HOMETOWN	CLUB
3	Patrick Sherrington	Scarab Mk2	1300.	Bagshot	750
8	Guy Bellingham	GAC 01	1300.	Aylesbury	750
18	Simon Readman	Spyder	1300.	Allestree	750
21	Mike Pascall	GAC 01 Formula Vee	1300.	Poole	750
23	Jamie Conyers	Sheane	1300.	Mirfield	750
26	Peter Andrews	Sheane 2001	1300.	Gt Barr	750
29	Simon Livesley	Scarab Mk IV	1300.	Richester	750
33	Bill Burnett	Sheane	1300.	Fordcombe	750
35	Mike Jenvey	Sheane	1300.	Bushey	750
37	Adrian Weston	Sheane AHS	1300.	Farnham	750
39	Derek Willetts	Phoenix Mk II	1300.	Great Barr	750
48	Jonathan Bygrave	Sheane	1300.	Brentwood	750
51	Alistair Heslop	Scarab Mk4	1300.	Towcester	750
57	Neil Chilleystone	Scarab Mk2	1300.	Hingham	750
63	Kevin Gillespie	Leystone	1300.	Robertstown	750
64	Philip Haydon	Scarab Mk2	1300.	Harlow	750
70	Nick Brown	AHS Challenger	1300.	Orsett Heath	750
79	Nik Boatz	GAC 01	1300.	High Wycombe	750
85	Tony Dowson	Sheane	1300.	Ealing	750

750 Motor Club Formula Vee Championship 2003

	Points	Driver		Points	Driver
1st	230	Jeremy Clark	4th	129	Guy Bellingham
2nd	213	Patrick Sherrington	5th	112	Ken Elliott
3rd	177	Mike Jenvey	6th	107	Neil Chilleystone

The 750 Motor Club Formula Vee championship is ideal for beginner and 'expert' alike, looking for competitive single seater racing on a low budget. It has been run by the 750 Motor Club since 1980 and is probably the cheapest way to go single seater racing in the UK. Engine, gearbox and much of the suspension and braking system is from the VW 1300 Beetle and this, along with a Dunlop 'control' tyre puts the emphasis on driver ability to win races.

Race 16

8 Laps

Race Speed Roadsports Championship

NO	CLS	DRIVER	CAR DETAILS	CCS	HOMETOWN	CLUB
3	C	Howard Jones	Ginetta G4	1300.	Bedford	750
5	A	Mal Davison	Porsche 993	3200.	Burntwood	750
6	C	Pete Richards	Clan Crusader	998.	March	750
7	B	Robbie Watts	Renault Spider	2000.	Westcliff On Sea	750
13	KA	Graham Dash	Sylva Striker	1600.	Woking	750
14	KA	Clive Turner	Gemini	3000.	Sandiacre	750
15	KA	Tony Absalom	Sylva Striker	1700.	Reading	750
16	A	Chris Varey	Porsche 968CS Turbo	2400.	Cirencester	750
23	A	Paul Glynn	TVR Griffith	5000.	Melton Mowbray	750
25	A	Doug Ellwood	TVR Griffith	4997.	Stratford On Avon	750
27	B	David Dawson	Evante 140TC	1722.	Grantham	750
28	B	Nick Hamilton	Ginetta G27	1800.	Walton on Thames	750
29	KA	Bruce Brown	Luego Locost	2000.	Sudbury	750
40	KA	Mark Allcock	Dutton Melos	3500.	Haslingden	750
49	KA	Johnny Suckling	APR Taydeck	1600.	Stanbury	750
68	KA	Matthew Sturmer	Sylva Mk4	1700.	Newdigate	750
75	KA	Matthew Lewis	Razer	3500.	Woking	750
82	KA	Chris Brown	Sylva Mk2	1700.	London	750
94	KA	Jeff Ball	Sylva Striker	1600.	Appleton	750
127	KA	Dave Roberts	Sylva Striker	2800.	Hull	750
128	KA	Gary Goodyear	Raw Striker	1600.	Penistone	750

Due to an over-subscribed entry for the Kit Car Championship race, class A of the Kits are included for both practice and race with the Roadsports Championship.

r a c e s p e e d
www.race-speed.com

750 Motor Club Roadsports Championship 2003

Points	Class	Driver	Points	Class	Driver		
1st	149	B	Robbie Watts	4th	120	A	Keith Ahlers
2nd	135	A	Rick Lloyd	5th	112	A	Mal Davison
3rd	128	C	Howard Jones	6th	75	B	Nick Hamilton

The 750 Motor Club Roadsports Championship, sponsored in 2003 by Race Speed, is the most varied and competitive sports car category in the country, attracting cars from five decades, over ten different manufacturers and has in excess of 110 eligible models of sports cars currently listed. With carefully chosen class structures to ensure close competition for everyone, even cars from one-make series will find a place with more interesting competition.

Race 18

15 mins + 1 Lap

Northern Saloon & Sports Cars Championship

Nº	CLS	DRIVER	CAR DETAILS	CCS	HOMETOWN	CLUB	
5	D	Terry Wright	Rover 100	1600.	Darlington	NS & SCC	
8	B	David Botterill	Porsche 924	1984.	Ingleby Barwick	NS & SCC	
14	A	Mark Campbell	Lotus Elan	1998.	Hilton	NS & SCC	
15	C	David Cox	Peugeot 205	2000.	Darlington	NS & SCC	
16	D	Mick Starkey	Fiesta XR2	1600.	Seaton Carew	NS & SCC	
17	C	John Parton	Honda Integra	2000.	Shavington	NS & SCC	
20	B	Steven Ferguson	Nissan Pulsar GTi	1998.	Stocksfield	NS & SCC	
22	F	Ian Blacklin	Westfield SE	1998.	Longbenton	NS & SCC	
27	E	Neil Gregory	Westfield XTR2	1300.	Throckley	NS & SCC	
32	B	Ryan Upson	Rover Tomcat	2000.	Darlington	NS & SCC	
39	C	Tony Caig	Fiesta XR2	1998.	Castle Douglas	NS & SCC	
44	B	Allister McMillan	Escort Cosworth	2000.	Motherwell	NS & SCC	
46	A	Tony Sugden	Skoda 130RS	1993.	Doncaster	NS & SCC	
51	E	Malcolm Turnbull	Westfield Megabusa	1300.	Newton Aycliffe	NS & SCC	
54	B	Andrew Morrison	MG ZR	2498.	Stirling	NS & SCC	
66	B	Nigel Vaulkhard	Ford Lotus Cortina	2000.	Jesmond	NS & SCC	
Res 1	66	B	Oliver Vaulkhard	Sierra Cosworth	1998.	Gosforth	NS & SCC
	67	D	Ben King	Fiesta XR2	1600.	Hyde	NS & SCC
	71	A2	Robert Pritchard	Caterham Vauxhall	2000.	Bradford	NS & SCC
	76	C	John Martinson	Ford Fiesta	1600.	Scarborough	NS & SCC
	77	D	Darren Flounders	Ford Fiesta XR2	1600.	Hartlepool	NS & SCC
	84	E	Arthur Robinson	Westfield SE	2000.	Milnthorpe	NS & SCC
	88	C	David Hoyle	Renault Sport Spyder	1998.	Coleorton	NS & SCC
	89	F	John Howson	Westfield	1700.	Kendal	NS & SCC
	99	A	Andy Wilson	BMW Club Sport Mini	1380.	Doncaster	NS & SCC

The Northern Saloon & Sports Car Championship is organised and administered by the Darlington & District Motor Club. It caters for a very wide variety of cars, from mildly modified saloon cars and kit cars to fully modified cars which are visually based upon production cars ie the silhouette looks like to original car above the wheel hub centres. Based mainly at race circuits in the north of England the championship visits Knockhill, Donington Park, Croft and Cadwell Park.

Race 19 8 Laps

Demon Tweeks/Yokohama Hot Hatch Championship

NO	CLS	DRIVER	CAR DETAILS	CCS	HOMETOWN	CLUB
1	A	Lee Reynolds	Citreon Saxo	1600.	Church Stretton	750
3	A	Andy Fells	Fiesta XR2	1600.	Basildon	750
5	A	Mark Cunningham	Fiesta Sport	1600.	Southwater	750
15	A	Barrie Culley	Fiesta XR2	1600.	Thatcham	750
16	A	Martyn Culley	Fiesta XR2	1600.	Basingstoke	750
22	C	Wayne Bailey	Peugeot 205 GTi	1600.	Iver	750
24	C	Hilary Howlett	Peugeot 106 XSi	1600.	Dereham	750
26	A	Geoff Bluff	Vauxhall Nova GTE	1600.	Sheffield	750
32	A	Richard Walmsley	Peugeot 106 GTi	1600.	Dewsbury	750
34	A	Chris Ball	Fiesta XR2	1600.	Bournemouth	750
35	B	Keith Piper	Vauxhall Corsa SRi	1389.	Heathfield	750
48	A	Carl Lawrence	Astra GSi	2000.	Grimsby	750
62	C	Cliff Pellin	Fiesta XR2	1600.	Canvey Island	750
64	A	Mike Webb	Escort RS2000	2000.	Brighton	750
68	A	Andy Wood	Ford Fiesta	1600.	Eastleigh	750
84	B	Mark Bush	Metro GTi	1400.	Milton Keynes	750
88	A	Simon Harvey	Peugeot 306 GTi	2000.	New Haw	750
97	B	Andy McLennan	Suzuki Swift	1300.	London Colney	750

750 Motor Club Hot Hatch Championship 2003

Points	Class	Driver	Points	Class	Driver
1st	A	Andy Fells	4th	A	Martyn Culley
2nd	B	Andy McLennan	5th	C	Pete Morgan
3rd	A	Mark Cunningham	6th	C	Hilary Howlett

Demon Tweeks and Yokohama tyres are the main sponsors for this year's Hot Hatch Championship which attracts a wide range of popular hatchback cars of up to 2000cc. Cars are allowed engine and suspension modifications, standard pattern brakes and all must use the Yokohama A032R 'control' tyre. This together with a weight penalty for leading cars ensures close racing without excessive budgets.

Race 20**8 Laps****750 Motor Club Kit Car Championship**

No	CLS	DRIVER	CAR DETAILS	CCS	HOMETOWN	CLUB
1	B	Steve Taylor	Sylva Phoenix	1800.	Swavesey	750
4	B	Simon Childs	Sylva Phoenix	1800.	Northampton	750
6	B	Andrew Owen	Sylva Phoenix	1800.	Welwyn Garden City	750
17	B	Dave Devine	Procomp LA Gold	1800.	Ashington	750
18	B	Foster Lewins	Westfield SEI	1800.	Chesterfield	750
20	B	Robert Putnam	Procomp LA Gold	1800.	Warley	750
21	B	Nigel Brown	Sylva Phoenix	1800.	Great Barr	750
23	B	David Aspden	Sylva Striker	1800.	Bradford	750
36	B	Jonathan White	Sylva Mojo	1800.	South Wick	750
38	B	Tony Southgate	Sylva Phoenix	1800.	Abington Park	750
41	B	Steve Owen	Sylva Clubman	1800.	Ripponden	750
45	B	Brian Dean	Sylva Striker Mk2	1800.	Leicester	750
46	B	Sheridan Bell	Procomp LA Gold	1800.	Skegness	750
48	B	Jim Goodwin	Sylva Striker	1800.	Lichfield	750
51	B	Adrian Cooper	Sylva Striker	1800.	Aldridge	750
53	B	Andy Hiley	Locost	1800.	Golcar	750
66	B	Jonathan Christie - Rundle	Sylva Phoenix	1800.	Langley	750
79	B	Paul Sawyer	Westfield SE	1800.	Chapelfields	750
88	B	Bryan Healey	Sylva Striker	1800.	Poynton	750
99	B	Edward Hasler	Westfield SEiW	1800.	Woodford Green	750

750 Motor Club Kit Car Championship 2003

	Points	Class	Driver		Points	Class	Driver
1st	137	A	Graham Dash	4th	95	B	Andrew Owen
2nd	122	B	Steve Taylor	5th	90	A	Clive Turner
3rd	119	B	Dave Devine	6th	77	A	Matthew Lewis

The 750 Motor Club Kit Car Championship is for road legal Kit Cars. The engine regulations allow considerable freedom whilst there are limitations on the design of rear suspension and transmission. There are two classes, A - up to 3500cc and class B - 1800 Ford Zetec.

Marshalling

As an active alternative to competing, you could become one of the hundreds of hardy souls who clad themselves in orange overalls each weekend, to carry out the variety of jobs essential to the safe running of an event. It's a serious undertaking and can get you very close to the action at times.

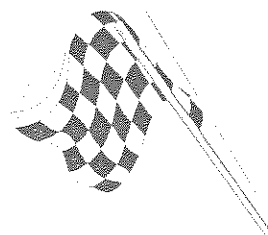
Course, Incident, Flag, Observer, Pits, Paddock, Assembly, Race Rescue Unit - all these basically come under the umbrella of marshalling. However, you don't just come along and do whatever job you fancy on the day; there is a lot more to it than that. Those with no experience start as Trainees and will be placed with experienced marshals at whatever position they are allocated. Training days are available, ranging from fire-fighting, incident handling, use and knowledge of the many flags through to, after years of experience, becoming Examining Observer or Specialist.

The 750 Motor Club looks after its Marshals, realising only too well that they are all volunteers and it has a Sponsorship Scheme to assist new marshals to buy the necessary kit (overalls, wet weather gear etc) or to help with their replacement; this funding uniquely comes directly from the 750 Motor Club competitors by way of donations to our Marshals Fund.

With its 28 race days, plus Sprints, Trials, the Formula Student event, the Shell Eco-Marathon and the London-to-Brighton run, the 750 Motor Club has lots to offer to both new or experienced Marshals.

For more information about Marshalling (remembering that Novice drivers can get a licence-upgrading signature for doing just one day's marshalling), please contact the Club's Chief Marshal:-

Pete Harding
07802 505588
or
01206 502064



Cadwell Park Full Circuit - Lap Records

Formula	Class	Name	Time	Speed	Date
750 Formula		Mick Harris	1:39.8	78.27	12/09/93
750 Trophy	A	Mark Roper	2:11.746	59.37	02/09/01
	B	John Bennett	2:07.947	61.14	31/08/02
	C	Roger Windley	1:56.172	67.33	02/09/01
	D	Kerry Horan	2:01.752	64.25	31/08/02
Formula 4	A	Bob Davis	1:29.9	86.89	03/05/92
	B	Mike Whatley	1:30.8	86.04	23/07/95
	C	Adrian Holey	1:34.64	82.54	28/06/98
	D	Carsten Meurer	1:33.032	82.91	02/09/01
Formula Vee		Oliver Scullion	1:36.416	81.13	31/08/02
Kit Cars	A	Jonathon White	1:41.052	77.41	02/09/01
	B	Andrew Hiley	1:39.905	78.3	02/09/01
RGB	A	Andy Charsley	1:37.321	72.2	31/08/02
	B	Martin Brooks	1:39.718	78.92	01/09/01
	C	Alastair Massarella	1:38.126	79.72	31/08/02
	D	TBE	-	-	-
Roadsports	A	Philip Gladman	1:39.73	78.33	05/09/99
	B	Philip Gladman	1:41.88	76.68	28/06/98
	C	Paul Lucas	1:46.40	73.42	04/08/96
Caterhams	A	Richard Ince	1:38.285	79.59	01/09/01
	B	Frazer Gibney	1:41.48	76.98	10/09/00
	C	James Harvey	1:46.33	73.47	28/06/98
Hot Hatch	A	Simon Hill	1:45.175	74.37	31/08/02
	B	Stephen Polley	1:46.561	73.41	02/09/01
Stock Hatch		Tony Scarlett	1:51.434	70.2	02/09/01
Locost		William Mitcham	1:51.033	70.45	01/09/01

CADWELL PARK CIRCUIT

Old Manor House, Louth, Lincolnshire. LN11 9SE.

Tel: 01507 343248 Fax: 01507 343519

Central Booking Office: 0990 125 250

Full Circuit Length: 2.170 miles (3.49 kms)

Club Circuit Length: 1.476 miles (2.375 kms)

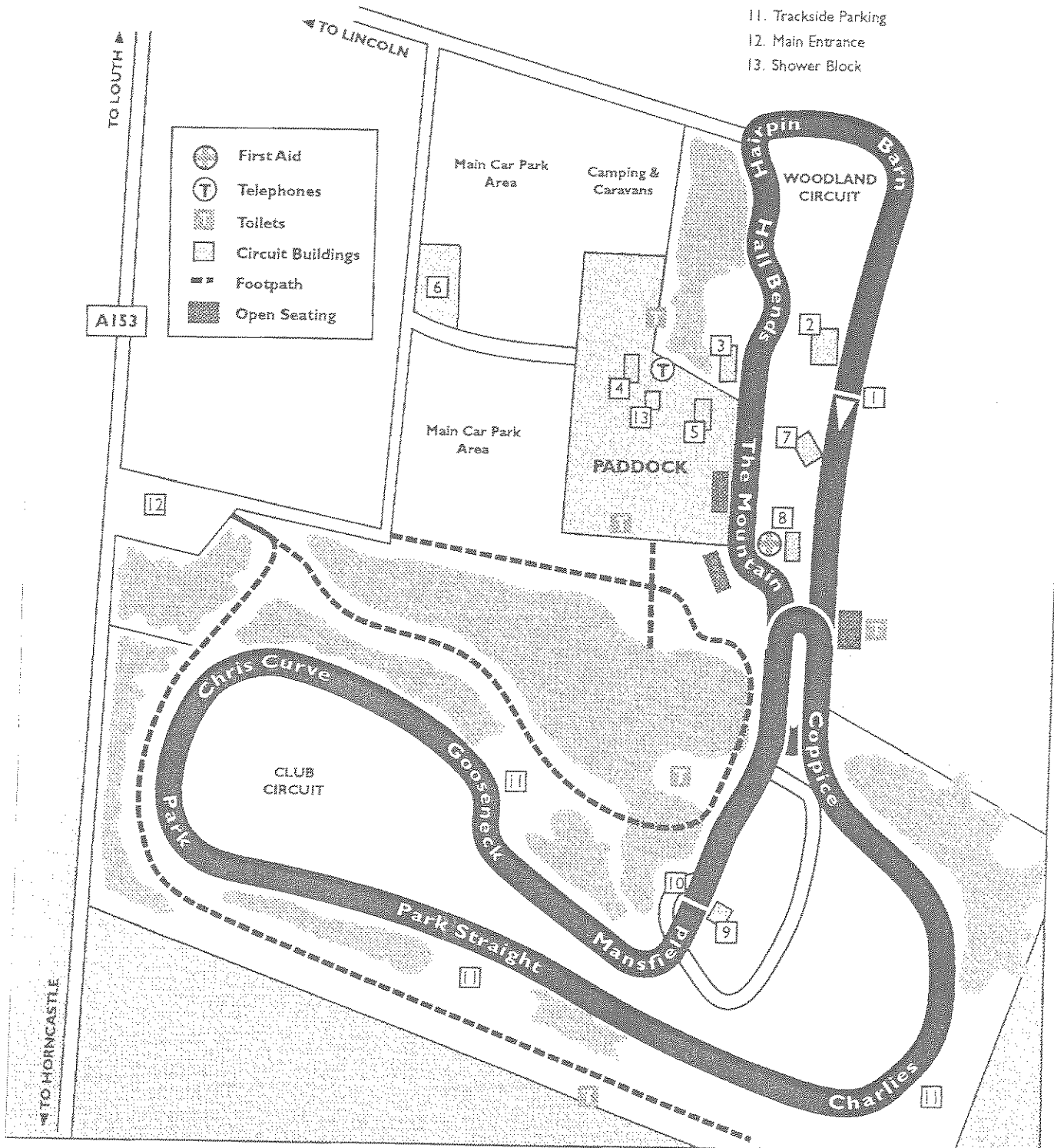
Woodlands Circuit Length: 0.849 miles (1.366 kms)

OUTRIGHT LAP RECORD:

Enrique Mansilla (F3) 1m 23.4s 93.57 mph 20.6.82

KEY:

1. Start / Finish Line - Full Circuit
2. Circuit Offices / Administration
3. YAMAHA Clubhouse
4. Petrol
5. Scrutineering
6. YAMAHA Bike Park
7. Control Tower
8. Medical Centre
9. Club Circuit timing box
10. Start / Finish Line - Club Circuit
11. Trackside Parking
12. Main Entrance
13. Shower Block





750 Motor Club Formula Vee
Provisional Results - Race 21 - Final

Pl	No	Cl	Name	Car	Laps	Time	Behind	MPH	Best Lap on	MPH
1	2	FV	Jeremy CLARK	Spyder GAC	8	13:03.73		79.85	1:35.82	81.64
2	36	FV	Mike JENVEY	Sheane	8	13:06.95	3.22	79.53	1:36.06	81.44
3	3	FV	Patrick SHERRINGTON	Scarab Mk2	8	13:13.21	9.48	78.90	1:36.32	81.22
4	82	FV	Fergus DALTON	Sheane	8	13:18.81	12.88	78.58	1:37.32	80.38
6	67	FV	Nell CHILLESTONE	Scarab Mk2	8	13:16.77	13.04	78.55	1:37.91	79.90
6	6	FV	Ian BUXTON	Leystone	8	13:18.13	14.40	78.41	1:37.86	79.94
7	18	FV	Simon READMAN	Spyder	8	13:18.55	14.82	78.37	1:37.93	79.88
8	8	FV	Guy BELLINGHAM	GAC 01	8	13:25.05	21.32	77.74	1:38.51	79.41
9	63	FV	Kevin GILLESPIE	Leystone	8	13:25.23	21.50	77.72	1:37.25	80.44
10	23	FV	Jamie CONYERS	Sheane	8	13:37.10	33.37	76.89	1:40.36	77.95
11	27	FV	Alan ROBINSON	AHS Challenger	8	13:37.57	33.84	76.55	1:40.09	78.16
12	9	FV	Bill STENNING	Spyder	8	13:38.13	34.40	76.49	1:39.53	78.80
13	30	FV	Tim PROBERT	Scarab MkII	8	13:47.18	43.45	76.66	1:40.48	77.86
14	20	FV	Mark DUNHAM	Sheane	8	13:52.07	48.34	75.21	1:41.94	76.74
15	22	FV	Stephen GLASSWELL	Sheane 97	8	13:58.75	55.02	74.61	1:41.93	76.75
16	37	FV	Adrian WESTON	Sheane AHS	8	14:00.06	66.33	74.50	1:42.25	76.51
17	29	FV	Simon LIVESLEY	Scarab MkIV	8	14:01.49	67.76	74.37	1:42.79	76.10
18	38	FV	John HUGHES	Leystone	8	14:07.77	1:04.04	73.82	1:42.80	76.10
19	64	FV	Phillip HAYDON	Scarab Mk2	8	14:21.54	1:17.81	72.64	1:45.11	74.42
20	52	FV	Jonathan STORER	Scarab	8	14:21.72	1:17.99	72.62	1:45.13	74.41
21	73	FV	Tom ROPFR	AHS	8	14:21.97	1:18.24	72.60	1:44.87	74.60
22	60	FV	Bob HIGGINS	Sheane	8	14:31.27	1:27.54	71.83	1:45.24	74.33
23	87	FV	James CONYERS	Leystone	8	14:51.09	1:47.36	70.23	1:47.00	73.11
Not-Classified										
80	FV	Steven OUGH	Leystone AHS	8	10:32.26	DNF	74.24	1:42.55	8	76.28
Non-Starters										
25	FV	Ken ELLIOTT	Leystone JH002							
79	FV	Nik BAATZ	GAC 01							
Fastest Lap										
2	FV	Jeremy CLARK	Spyder GAC					79.85	1:35.82	81.64

Start Time : 17:34

Cadwell Park

28 Sep 03 17:49

Clerk of Course:


 17.53

Time Issued:

Chief Timekeeper



THESE RESULTS REMAIN PROVISIONAL FOR A MINIMUM OF 30 MINUTES FROM THE TIME OF ISSUE



**750 Motor Club Formula Vee
Provisional Results - Race 14 - Final 1**

PI	No	CI	Name	Car	Laps	Time	Behind	MPH	Best Lap on	MPH
1	2	FV	Jeremy CLARK	Spyder GAC	3	4:59.78		78.29	1:37.37	2 80.34
2	3	FV	Patrick SHERRINGTON	Scarab Mk2	3	5:00.86	0.27	78.21	1:37.34	2 80.37
3	35	FV	Mike JENVEY	Sheane	3	5:00.32	0.64	78.14	1:37.28	2 80.42
4	6	FV	Ian BUXTON	Leystone	3	5:06.20	6.42	76.64	1:38.94	3 79.07
5	57	FV	Nell CHILLESTONE	Scarab Mk2	3	5:07.82	7.84	76.29	1:38.69	2 79.27
6	26	FV	Ken ELLIOTT	Leystone JH002	3	5:08.12	8.34	76.17	1:40.74	3 77.65
7	18	FV	Simon READMAN	Spyder	3	5:08.88	9.10	76.98	1:38.51	3 79.41
8	27	FV	Alan ROBINSON	AHS Challenger	3	5:13.34	13.56	74.90	1:40.45	3 77.88
9	8	FV	Guy BELLINGHAM	GAC 01	3	5:15.28	15.50	74.44	1:40.47	2 77.88
10	9	FV	Bill STENNING	Spyder	3	5:18.13	16.35	74.24	1:41.29	2 77.23
11	63	FV	Kevin GILLESPIE	Leystone	3	5:18.18	16.40	74.22	1:41.13	3 77.35
12	20	FV	Mark DUNHAM	Sheane	3	5:18.80	17.02	74.08	1:41.19	3 77.31
13	23	FV	Jamie CONYERS	Sheane	3	5:18.87	18.89	73.64	1:40.51	3 77.83
14	14	FV	Graham KIDDY	Sheane	3	5:22.79	23.01	72.70	1:42.77	2 76.12
15	29	FV	Simon LIVESLEY	Scarab MkIV	3	5:25.47	25.69	72.11	1:43.13	2 75.85
16	36	FV	John HUGHES	Leystone	3	5:31.88	31.90	70.76	1:41.71	2 76.91
17	60	FV	Bob HIGGINS	Sheane	3	5:32.88	33.10	70.50	1:44.82	3 74.85
18	87	FV	Warren SMITH	Sheane	3	5:36.57	36.79	69.73	1:45.84	3 73.91
19	79	FV	Nik BAATZ	GAC 01	3	5:43.15	43.37	68.39	1:40.00	2 78.23
20	85	FV	Tony DOWSON	Sheane	3	5:45.18	45.40	67.89	1:48.73	2 71.95
Not-Classified										
	21	FV	Mike PASCALL	GAC 01	2	3:44.82	DNF	69.59	1:45.26	2 74.32
	82	FV	Fergus DALTON	Sheane	1	1:47.86	DNF	72.53		0 0.00
Non-Starters										
	51	FV	Alistair HESLOP	Scarab Mk4						
	60	FV	Steven OUGH	Leystone AHS						
Fastest Lap										
	35	FV	Mike JENVEY	Sheane				78.14	1:37.28	2 80.42

Start Time : 13:52

Cadwell Park

28 Sep 03 13:59

Clerk of Course:

Time issued:

Chief Timekeeper:

THESE RESULTS REMAIN PROVISIONAL FOR A MINIMUM OF 30 MINUTES FROM THE TIME OF ISSUE



750 Motor Club Formula Vee Provisional Results - Race 11 - Heat 1

Pl	No	Cl	Name	Car	Laps	Time	Behind	MPH	Best Lap on	MPH
1	8	FV	Guy BELLINGHAM	GAC 01	8	15:09.57		68.80	1:40.69	6 77.89
2	20	FV	Mark DUNHAM	Sheane	8	15:15.02	5.45	68.39	1:42.29	8 76.48
3	80	FV	Steven OUGH	Leestone AHS	8	15:16.82	7.25	68.28	1:43.03	5 76.93
4	60	FV	Bob HIGGINS	Sheane	8	15:21.15	11.58	67.94	1:43.00	6 75.95
5	36	FV	John HUGHES	Leestone	8	15:21.47	11.90	67.92	1:42.80	6 76.10
6	29	FV	Simon LIVESLEY	Scarab MkIV	8	15:23.26	13.69	67.79	1:43.79	8 75.37
7	87	FV	Warren SMITH	Sheane	8	15:25.80	16.23	67.60	1:43.23	5 75.78
8	85	FV	Tony DOWSON	Sheane	8	15:27.15	17.58	67.50	1:43.68	6 75.31
9	23	FV	Jamie CONYERS	Sheane	8	15:28.57	19.00	67.40	1:41.02	6 77.44
10	37	FV	Adrian WESTON	Sheane AHS	8	15:28.90	20.33	67.30	1:44.82	8 74.83
11	30	FV	Tim PROBERT	Scarab MkII	8	15:35.18	25.61	66.92	1:44.03	6 75.20
12	64	FV	Philip HAYDON	Scarab Mk2	8	15:43.93	34.36	66.30	1:46.72	2 73.30
13	48	FV	Jonathan BYGRAVE	Leestone	8	15:54.38	44.81	65.57	1:48.28	7 72.25
14	67	FV	James CONYERS	Leestone	8	15:55.26	45.69	65.51	1:48.12	7 72.35
15	34	FV	Lee LEVETT	Sheane	8	15:58.81	49.34	65.28	1:47.71	6 72.63
16	73	FV	Tom ROPER	AHS	8	16:02.80	53.23	65.00	1:45.93	7 73.85
17	39	FV	Derek WILLETTS	Phoenix MkII	8	16:06.07	56.50	64.76	1:49.41	7 71.60
18	24	FV	Roger THOMPSON	McNamara Sebring	8	16:11.93	1:02.36	64.39	1:51.69	6 70.04
19	26	FV	Peter ANDREWS	Sheane 2001	8	16:16.55	1:06.98	64.14	1:51.16	7 70.37
<u>Not-Classified</u>										
52	FV	Jonathan STORER	Scarab	4	8:31.37	DNF	61.16	1:46.87	2 73.20	
60	FV	Phil WATERHOUSE	ARI Mk4	0		Starter	0			
<u>Non-Starters</u>										
22	FV	Stephen GLASSWELL	Sheane 97							
33	FV	Bill BURNETT	Sheane							
70	FV	Nick BROWN	AHS Challenger							
<u>Fastest Lap</u>										
8	FV	Guy BELLINGHAM	GAC 01					1:40.69	6 77.89	


Start Time : 12:01

Cadwell Park

28 Sep 03 12:19

Clerk of Course: 12:30	Time Issued:	Chief Timekeeper:
-------------------------	--------------	-------------------

THESE RESULTS REMAIN PROVISIONAL FOR A MINIMUM OF 30 MINUTES FROM THE TIME OF ISSUE



**750 Motor Club Formula Vee
Provisional Results - Race 17 - Heat 2**

PI	No	CI	Name	Car	Laps	Time	Behind	MPH	Best Lap on	MPH
1	82	FV	Fergus DALTON	Sheane	8	13:58.16		74.67	1:39.17	3 78.88
2	30	FV	Tim PROBERT	Scarab MkII	8	14:00.82	2.66	74.43	1:42.26	6 76.51
3	80	FV	Steven OUGH	Leestone AHS	8	14:02.68	4.52	74.27	1:42.79	4 76.10
4	22	FV	Stephen GLASSWELL	Sheane 97	8	14:02.78	4.62	74.26	1:41.86	7 76.81
5	37	FV	Adrian WESTON	Sheane AHS	8	14:03.35	5.19	74.21	1:42.54	8 76.29
6	60	FV	Bob HIGGINS	Sheane	8	14:03.61	5.45	74.18	1:41.99	6 76.70
7	29	FV	Simon LIVESLEY	Scarab MkIV	8	14:16.90	18.74	73.03	1:44.32	3 74.99
8	64	FV	Phillip HAYDON	Scarab Mk2	8	14:26.64	28.48	72.21	1:46.37	7 73.54
9	52	FV	Jonsthan STORER	Scarab	8	14:26.83	28.67	72.20	1:46.91	3 73.86
10	73	FV	Tom ROPER	AHS	8	14:28.13	30.97	72.01	1:44.26	8 75.03
11	87	FV	James CONYERS	Leestone	8	14:42.25	44.09	70.93	1:47.05	4 73.08
12	48	FV	Jonathan BYGRAVE	Leestone	8	14:46.15	47.99	70.62	1:46.66	3 73.34
13	39	FV	Derek WILLETTS	Phoenix MkII	8	15:12.30	1:14.14	68.60	1:51.07	6 70.43
14	26	FV	Peter ANDREWS	Sheane 2001	8	15:12.67	1:14.51	68.57	1:50.99	9 70.48

Not-Classified

34	FV	Lee LEVETT	Sheane	5	10:06.57	DNF	64.48	1:48.86	2 71.87
70	FV	Nick BROWN	AHS Challenger	4	7:19.84	DNF	71.14	1:43.89	3 75.30
24	FV	Roger THOMPSON	McNamara Sebring	1	2:07.79	DNF	61.22		0 0.00
14	FV	Graham KIDDY	Sheane	0		Starter	0		

Non-Starters

21	FV	Mike PASCALL	GAC 01
33	FV	Bill BURNETT	Sheane
60	FV	Phil WATERHOUSE	ARI Mk4
51	FV	Alistair HESLOP	Scarab Mk4
85	FV	Tony DOWSON	Sheane
87	FV	Warren SMITH	Sheane

Fastest Lap

82	FV	Fergus DALTON	Sheane	1:39.17	3 78.88
----	----	---------------	--------	---------	---------

Start Time : 15:35

Cadwell Park

28 Sep 03 15:51

Clerk of Course: *[Signature]* 16.05

Time Issued:

Chief Timekeeper: *[Signature]*

THESE RESULTS REMAIN PROVISIONAL FOR A MINIMUM OF 30 MINUTES FROM THE TIME OF ISSUE



750 Motor Club Locost

Provisional Results - Race 1 - Heat

Pl	No	Cl	Name	Car	Laps	Time	Behind	MPH	Best Lap on	MPH
1	71	LC	Richard BROWN	Locost	8	15:07.21		68.98	1:51.08	4 70.42
2	68	LC	Tom BALLENTYNE	Locost	8	15:08.51	1.30	68.88	1:51.01	4 70.47
3	24	LC	Danny CASSAR	Locost	8	15:30.73	23.52	67.24	1:53.71	7 68.80
4	88	LC	Nik TARRY	Locost	8	15:31.90	24.69	67.16	1:53.89	7 68.69
5	34	LC	Robert FITTER	Locost	8	15:31.92	24.71	67.15	1:53.76	7 68.77
6	99	LC	Stuart JAMES	Locost	8	15:32.25	25.04	67.13	1:54.37	5 68.40
7	33	LC	Lee BAVERSTOCK	Locost	8	15:32.47	25.26	67.11	1:54.04	3 68.60
8	77	LC	Martin GAMBLING	Locost	8	15:33.81	26.60	67.02	1:53.38	7 69.00
9	80	LC	Paul COOPER	Locost	8	15:43.83	36.62	66.31	1:53.95	4 68.65
10	39	LC	Colin BECKWITH	Locost	8	15:48.00	40.79	66.02	1:53.91	7 68.68
11	29	LC	Alex HUGHES	Locost	8	15:55.36	48.15	65.51	1:52.34	5 69.64
12	27	LC	Andrew HENRIETTE	Locost	8	15:59.08	51.87	65.25	1:55.61	4 67.67
13	74	LC	Steve CULLIS	Locost	8	16:07.50	1:00.29	64.68	1:58.47	2 66.03
14	47	LC	Robert PALIN	Locost	8	16:07.92	1:00.71	64.66	1:56.98	8 66.87
15	36	LC	Mark GLOVER	Locost	8	16:17.89	1:10.68	64.00	1:58.70	6 65.90
16	28	LC	David BLACK	Locost	8	16:18.09	1:10.88	63.98	1:58.68	7 65.92
17	40	LC	David FOERS	Locost	8	16:30.25	1:23.04	63.20	1:59.01	4 65.73
18	76	LC	Simon HUNTER	Locost	8	16:31.94	1:24.73	63.09	2:00.20	8 65.08
19	60	LC	Alan MEAKER	Locost	8	16:43.73	1:36.52	62.35	2:01.42	4 64.43
20	66	LC	Lee SIMPSON	Locost	8	16:58.70	1:51.49	61.43	2:04.13	6 63.02
21	78	LC	Andrew MONK	Locost	7	15:15.40	1 Lap	59.82	2:07.30	5 61.45
<u>Not-Classified</u>										
46	LC	Justin BOAK	Locost	4	7:48.35	DNF	66.81	1:53.60	4 68.86	
48	LC	Ian McLAUGHLIN	Locost	4	8:07.78	DNF	64.15	1:56.12	3 67.37	
<u>Non-Starters</u>										
81	LC	James KMIECIAK	Locost							
<u>Fastest Lap</u>										
68	LC	Tom BALLENTYNE	Locost					1:51.01	4 70.47	


Start Time : 13:31

Cadwell Park

27 Sep 03 13:48

Clerk of Course: <i>ST</i> 14:00	Time Issued:	Chief Timekeeper: <i>D</i>
-------------------------------------	--------------	-------------------------------

THESE RESULTS REMAIN PROVISIONAL FOR A MINIMUM OF 30 MINUTES FROM THE TIME OF ISSUE



750 Motor Club Formula 4 Provisional Results - Race 2

Pl	No	Cl	Name	Car	Laps	Time	Behind	MPH	Best Lap on	MPH	
1	83	F4A	Lee ATKINS	Mygale US99/00	10	15:30.55		84.07	1:30.93	10	86.03
2	3	F4A	Damon BLAND	Van Diemen	10	15:34.69	4.14	83.69	1:31.70	7	85.31
3	1	F4A	Erwin SMIECH	Reynard SF86	10	15:38.80	8.25	83.33	1:31.99	9	85.04
4	5	F4A	John WOODWARD	Delta T81	10	15:39.94	9.39	83.23	1:32.03	7	85.00
5	45	F4D	Ashley EDWARDS	Van Diemen RF2000	10	16:01.60	31.05	81.35	1:34.02	6	83.20
6	99	F4A	Charles ADRIAN	Van Diemen FR93	10	16:08.20	37.65	80.80	1:34.49	7	82.79
7	10	F4A	Barry PRITCHARD	Van Diemen	10	16:12.15	41.60	80.47	1:30.93	9	86.03
8	6	F4D	John MOORE	Van Diemen VD97	10	16:19.61	49.06	79.86	1:36.30	4	81.23
9	38	F4D	Nathan STURDGESS	Mygale FF Zetec	10	16:23.42	52.87	79.55	1:35.95	10	81.53
10	68	F4D	Peter ALLEN	Van Diemen RF95Z	10	16:44.52	1:13.97	77.88	1:38.61	6	79.33
11	64	F4D	Philip RICHMOND	Van Diemen RF97	10	16:45.55	1:15.00	77.80	1:38.28	9	79.60
12	80	F4A	Peter MONK	Lotus FVL	10	16:46.13	1:15.58	77.75	1:38.49	9	79.43
13	44	F4A	Clive YORATH	Magnum	10	16:46.40	1:15.85	77.73	1:38.30	9	79.58
14	91	F4A	David HEALEY	Delta T92	10	16:46.84	1:16.29	77.70	1:38.44	9	79.47
15	33	F4D	Malcolm SCOTT	Van Diemen	10	17:01.39	1:30.84	76.59	1:39.88	10	78.32
16	37	F4D	Richard BARTLETT	Van Diemen RF98	9	16:19.59	1 Lap	71.87	1:46.38	2	73.54

Not-Classified

20	F4A	Adrian KIDD	Van Diemen	5	7:53.99	DNF	82.52	1:32.42	4	84.64
15	F4B	Nick BARNETT	Van Diemen RF83	1	1:43.87	DNF	75.31		0	0.00
9	F4A	David LONGSTAFF	Speads RM03	0		Starter	0			

Fastest Lap

83	F4A	Lee ATKINS	Mygale US99/00				1:30.93	10	86.03
10	F4A	Barry PRITCHARD	Van Diemen				1:30.93	9	86.03
45	F4D	Ashley EDWARDS	Van Diemen RF2000				1:34.02	6	83.20


Start Time : 14:05

Cadwell Park

27 Sep 03 14:23

Clerk of Course:	Time Issued:	Chief Timekeeper:
------------------	--------------	-------------------

THESE RESULTS REMAIN PROVISIONAL FOR A MINIMUM OF 30 MINUTES FROM THE TIME OF ISSUE



MDS Batteries RGB (Classes A, B & D)
Provisional Results - Race 3

Pl	No	Cl	Name	Car	Laps	Time	Behind	MPH	Best Lap on	MPH
1	51	BEA	Andy CHARLESLEY	Fisher Fury	10	16:24.32		79.47	1:34.92	4 82.41
2	9	BEA	Jonathan WRIGHT	Westfield Megabua	10	16:45.48	21.16	77.80	1:38.49	8 79.43
3	26	BEB	Alan BUSHELL	Tiger B6	10	17:12.42	48.10	75.77	1:41.13	4 77.35
4	34	BEA	James JOHNSON	Tiger Avon	10	17:13.57	49.25	75.88	1:41.28	4 77.25
5	33	BEB	Mark FARTHING	Caterham Fireblade	10	17:14.25	49.93	75.64	1:41.60	9 77.00
6	17	BEA	Dave JONES	Tiger B6	10	17:20.77	56.45	75.16	1:40.50	7 77.84
7	31	BEB	Adrian TERRY	Sylva Striker	10	17:39.68	1:15.36	73.82	1:43.92	10 75.28
8	15	BEB	Tom BARNARD	Tiger B6	10	17:42.63	1:18.31	73.62	1:44.64	10 74.76
9	80	BEB	Ian FLETCHER	Fletcher Hornet	10	17:50.93	1:26.61	73.05	1:44.94	9 74.55
10	49	BED	Doug CARTER	Genesis Evo	10	17:51.29	1:26.97	73.02	1:44.67	6 74.74
<u>Not-Classified</u>										
	2	BED	Tim HARMER	Genesis Evo	1	1:45.17	DNF	74.38		0 0.00
<u>Non-Starters</u>										
	65	BEB	Peter ISHERWOOD	MK Indy						
<u>Fastest Lap</u>										
	51	BEA	Andy CHARLESLEY	Fisher Fury				79.47	1:34.92	4 82.41
	26	BEB	Alan BUSHELL	Tiger B6				75.77	1:41.13	4 77.35
	49	BED	Doug CARTER	Genesis Evo				73.02	1:44.67	6 74.74


Start Time : 14:31

Cadwell Park

27 Sep 03 14:49

Clerk of Course: <i>[Signature]</i> 15-00.	Time Issued:	Chief Timekeeper: <i>[Signature]</i>
---	--------------	---

THESE RESULTS REMAIN PROVISIONAL FOR A MINIMUM OF 30 MINUTES FROM THE TIME OF ISSUE



**750 Motor Club 750 Trophy
Provisional Results - Race 4**

Pl	No	Cl	Name	Car	Laps	Time	Behind	MPH	Best Lap on	MPH
1	68	TC	Pete BIRCH	JGS III	6	12:16.52		63.73	1:58.06	5 66.26
2	1	TC	Don RAWSON	Rawson Special	6	12:20.11	3.59	63.42	1:59.41	5 66.51
3	8	TC	David BRAND	Austin 7 Single Seater	6	12:24.46	7.94	63.05	2:00.02	6 66.19
4	2	TC	Roger WINDLEY	Gentle	6	12:28.01	8.49	63.00	2:01.28	6 64.50
5	14	TC	Cliff RINGROSE	Phoenix	6	12:33.76	17.24	62.27	2:02.67	5 63.77
6	73	TC	Nic GRELE	Marsh Grayford Special	5	12:32.95	1 Lap	61.95	2:26.59	4 53.73
7	26	TB	Mike WHITBY	Austin 7 Special	5	12:49.62	1 Lap	60.82	2:31.22	3 51.73
<u>Not-Classified</u>										
	20	TD	Roy WRIGHT	Dastie F3	2	4:45.03	DNF	54.89	2:19.90	2 55.92
	3	TB	Slavko RADISA	Gerrell Mk1	1	2:35.35	DNF	50.36		0 0.00
<u>Fastest Lap</u>										
	68	TC	Pete BIRCH	JGS III					1:58.06	5 66.26
	20	TD	Roy WRIGHT	Dastie F3					2:19.90	2 55.92
	26	TB	Mike WHITBY	Austin 7 Special					2:31.22	3 51.73


Start Time : 14:56

Cadwell Park

27 Sep 03 15:09

Clerk of Course:  15.38	Time issued:	Chief Timekeeper: 
--	--------------	---

THESE RESULTS REMAIN PROVISIONAL FOR A MINIMUM OF 30 MINUTES FROM THE TIME OF ISSUE



750 Motor Club Locost Provisional Results - Race 5 - Final

Pl	No	Cl	Name	Car	Laps	Time	Behind	MPH	Best Lap on	MPH
1	11	LC	Tim GRAY	Locost	8	14:35.81		71.38	1:47.51	8 72.76
2	31	LC	Alex JULIEN	Locost	8	14:39.90	3.09	71.12	1:47.79	8 72.67
3	62	LC	Brian MITCHAM	Locost	8	14:43.55	6.74	70.83	1:48.53	6 72.08
4	3	LC	Darryl BECKWITH	Locost	8	14:48.12	12.31	70.39	1:48.48	4 72.11
5	89	LC	Daniel LEE STEVENS	Locost	8	14:49.62	12.81	70.35	1:48.04	8 72.41
6	8	LC	Simon READ	Locost	8	14:50.83	14.02	70.25	1:48.31	5 71.67
7	37	LC	Kevin LUCAS	Locost	8	14:56.72	19.91	69.79	1:49.84	4 71.22
8	71	LC	Richard BROWN	Locost	8	15:02.00	25.19	69.38	1:50.65	4 70.70
9	41	LC	Brett TOWNSEND	Locost	8	15:03.37	26.56	69.28	1:50.39	8 70.87
10	68	LC	Tom BALLENTYNE	Locost	8	15:09.28	32.47	68.93	1:51.46	6 70.18
11	99	LC	Stuart JAMES	Locost	8	15:12.04	35.23	68.62	1:50.60	7 70.73
12	24	LC	Danny CASSAR	Locost	8	15:17.65	40.84	68.20	1:52.71	6 69.41
13	29	LC	Alex HUGHES	Locost	8	15:26.27	49.46	67.56	1:52.97	3 69.25
14	33	LC	Lee BAVERSTOCK	Locost	8	15:28.53	51.72	67.40	1:53.53	8 69.91
15	39	LC	Colin BECKWITH	Locost	8	15:31.55	54.74	67.18	1:52.60	4 69.47
16	34	LC	Robert FITTFR	Locost	8	15:32.03	55.22	67.15	1:51.86	6 69.93
17	27	LC	Andrew HENRIETTE	Locost	8	15:43.08	1:06.27	66.36	1:54.11	6 68.55
18	80	LC	Paul COOPER	Locost	8	15:47.95	1:11.14	66.02	1:53.83	6 68.84
19	47	LC	Robert PALIN	Locost	8	15:49.66	1:12.85	65.97	1:55.30	8 67.65
20	28	LC	David BLACK	Locost	8	16:03.11	1:28.30	64.98	1:56.58	8 67.10
21	76	LC	Simon HUNTER	Locost	8	16:17.60	1:40.79	64.02	2:00.07	2 65.16
22	36	LC	Mark GLOVER	Locost	8	16:17.83	1:41.02	64.00	1:57.95	6 66.38

Not-Classified

88	LC	NIK TARRY	Locost	6	11:29.51	DNF	68.07	1:52.08	4	69.80
77	LC	Martin GAMBLING	Locost	4	7:49.75	DNF	66.61	1:52.25	3	69.69

Non-Starters

74	LC	Steve CULLIS	Locost							
----	----	--------------	--------	--	--	--	--	--	--	--

Fastest Lap

11	LC	Tim GRAY	Locost					1:47.51	8	72.76
----	----	----------	--------	--	--	--	--	---------	---	-------


Start Time : 15:16

Cadwell Park

27 Sep 03 15:33

Clerk of Course: <i>[Signature]</i> 16:25	Time Issued:	Chief Timekeeper: <i>[Signature]</i>
---	--------------	--------------------------------------

THESE RESULTS REMAIN PROVISIONAL FOR A MINIMUM OF 30 MINUTES FROM THE TIME OF ISSUE



Demon Tweeks / Yokohama Stock Hatch
Provisional Results - Race 6 - Heat 1

Pl	No	Cl	Name	Car	Laps	Time	Behind	MPH	Best Lap on	MPH
1	95	SH	Trevor CORTEIL	Fiesta XR2	8	15:11.99		68.62	1:52.43	5 69.58
2	43	SH	Simon SMITH	Fiesta XR2	8	15:15.07	3.08	68.39	1:52.35	4 69.63
3	87	SH	Chris CODY	Citroen Saxo VTR	8	15:23.70	11.71	67.75	1:52.86	5 69.31
4	61	SH	Tony TAYLOR	Peugeot 205 GTi	8	15:25.66	13.67	67.61	1:53.28	4 69.06
5	109	SH	Tom BLAMIRE	Peugeot 106 XSi	8	15:25.79	13.80	67.60	1:52.82	5 69.34
6	15	SH	Tyson LAMP	Suzuki Swift GTi	8	15:26.36	14.37	67.56	1:53.23	5 69.09
7	97	SH	Tim SPEED	Peugeot 205 GTi	8	15:27.28	15.29	67.49	1:53.00	5 69.23
8	136	SH	Nick CARTER	Fiesta XR2	8	15:30.73	18.74	67.24	1:52.93	5 69.27
9	24	SH	Richard HORSEY	Peugeot 205 GTi	8	15:37.53	25.54	66.75	1:53.98	6 68.63
10	68	SH	Phil LAW	Fiesta XR2	8	15:37.84	25.85	66.73	1:53.64	6 68.84
11	47	SH	John MUNDAY	Peugeot 205 GTi	8	15:38.51	26.52	66.68	1:52.42	6 69.59
12	10	SH	Neal ISON	Peugeot 205 GTi	8	15:41.13	29.14	66.50	1:54.37	5 68.40
13	103	SH	Derek ROZIER	Fiesta XR2	8	15:46.81	34.82	66.10	1:55.13	8 67.95
14	33	SH	Jonathan HOWES	Fiesta XR2	8	15:55.18	43.19	65.52	1:56.43	5 67.19
15	51	SH	Simon HOLLOWAY	Suzuki Swift	8	15:57.28	45.29	65.38	1:55.77	8 67.57
16	137	SH	Dean PEPPERRELL	Fiesta XR2	8	16:00.33	48.34	65.17	1:56.70	7 67.03
17	17	SH	Damian COTTRELL	Fiesta XR2	8	16:15.29	1:03.30	64.17	1:56.23	5 67.30
18	126	SH	Kev HUTTON	Fiesta XR2	8	16:19.63	1:07.64	63.88	1:58.29	7 66.13

Not-Classified

39	SH	Richard KINGSNORTH	Peugeot 205 GTi	7	13:20.33	DNF	68.42	1:52.32	5 69.65
67	SH	Dan KITCHENER	Fiesta XR2	7	14:13.53	DNF	64.16	1:57.20	6 66.75
50	SH	Ian LAUGHTON	Fiesta XR2	3	6:09.26	DNF	63.56	1:55.28	2 67.86
42	SH	Roger NEEP	Peugeot 205 GTi	1	2:02.97	DNF	63.62		0 0.00
110	SH	Noel MOFFITT	Peugeot 205 GTi	1	2:08.47	DNF	60.89		0 0.00
60	SH	Christopher FLETCHER	Fiesta XR2	1	2:08.51	DNF	60.87		0 0.00

Non-Starters

36	SH	Paul COULAM	Fiesta XR2							
----	----	-------------	------------	--	--	--	--	--	--	--

Fastest Lap

39	SH	Richard KINGSNORTH	Peugeot 205 GTi					1:52.32	5 69.65
----	----	--------------------	-----------------	--	--	--	--	---------	---------

Start Time : 16:03

Cadwell Park

27 Sep 03 16:20


Clerk of Course:

17-02

Time Issued:

Chief Timekeeper:

THESE RESULTS REMAIN PROVISIONAL FOR A MINIMUM OF 30 MINUTES FROM THE TIME OF ISSUE



Demon Tweaks / Yokohama Stock Hatch
Provisional Results - Race 7 - Heat 2

Pl	No	Cl	Name	Car	Laps	Time	Behind	MPH	Best Lap on	MPH
1	4	SH	Hilary HOWLETT	Peugeot 106 XSi	8	15:09.04		68.84	1:51.53	4 70.14
2	133	SH	Stuart PEARSON	Ford Escort XR3i	8	15:13.38	4.34	68.62	1:51.76	4 70.00
3	78	SH	Aleatstair BOULTON	Fiesta XR2	8	15:13.51	4.57	68.50	1:51.83	5 69.95
4	6	SH	Matt LEWIS	Fiesta XR2i	8	15:14.18	5.14	68.46	1:52.10	5 69.78
5	102	SH	Mark ALDEN	Peugeot 106 XSi	8	15:21.05	12.01	67.95	1:52.45	5 69.57
6	104	SH	John HEMMING	Nova GTE	8	15:24.70	15.66	67.68	1:53.07	5 69.19
7	58	SH	Martin BOON	Fiesta Si	8	15:25.45	16.41	67.62	1:53.91	7 69.90
8	79	SH	Gary PARKES	Fiesta XR2	8	15:29.57	20.53	67.32	1:53.23	5 69.09
9	27	SH	Stewart NIND	Peugeot 205 GTi	8	15:30.04	21.00	67.29	1:53.22	4 69.09
10	120	SH	James GARDINER	Peugeot 205 GTi	8	15:30.38	21.34	67.27	1:53.32	6 69.03
11	88	SH	Ian OAKES	Vauxhall Nova GTE	8	15:34.31	25.27	66.98	1:54.16	8 68.62
12	88	SH	James MARSHALL	Fiesta XR2i	8	15:34.78	25.74	66.95	1:53.70	7 68.80
13	28	SH	Simon HOWARD	Fiesta XR2	8	15:41.07	32.03	66.50	1:52.53	4 69.52
14	55	SH	Tony HEADLAND	Fiesta XR2	8	15:44.51	35.47	66.26	1:54.58	5 68.27
15	72	SH	Paul JOHNSON	Suzuki Swift GTi	8	16:01.36	52.31	65.10	1:57.12	8 66.79
16	57	SH	Dave WRIGHT	Peugeot 205 GTi	8	16:05.98	56.94	64.79	1:57.23	7 66.73
17	119	SH	Simon LAIDLAW	Fiesta XR2	8	16:07.59	58.55	64.68	1:57.16	7 66.77
18	70	SH	Richard WARNER	Fiesta XR2	8	16:18.41	1:09.37	63.96	1:59.83	5 65.39
19	52	SH	Colin THORPE	Fiesta XR2	8	16:19.83	1:10.49	63.89	1:58.04	4 68.27
20	35	SH	Andrew THORPE	Fiesta XR2	8	16:20.59	1:11.55	63.82	1:57.01	6 68.88
21	132	SH	Conal O'NEILL	Fiesta	8	16:51.60	1:42.56	61.86	2:00.13	8 65.12
22	41	SH	John TOWNSHEND	Peugeot 205 GTi	8	16:52.71	1:43.67	61.80	2:02.08	7 64.08
23	19	SH	Andy CLARKSON	Fiesta XR2	7	16:52.70	1 Lap	68.34	1:54.38	5 68.39

Not-Classified

112	SH	David DRINKWATER	Fiesta XR2	6	9:48.82	DNF	65.43	1:53.87	4 68.70
-----	----	------------------	------------	---	---------	-----	-------	---------	---------

Fastest Lap

4	SH	Hilary HOWLETT	Peugeot 106 XSi				68.84	1:51.53	4 70.14
---	----	----------------	-----------------	--	--	--	-------	---------	---------

Start Time : 16:28

Cadwell Park

27 Sep 03 16:48

Clerk of Course:


 17.40

Time Issued:

Chief Timekeeper:




THESE RESULTS REMAIN PROVISIONAL FOR A MINIMUM OF 30 MINUTES FROM THE TIME OF ISSUE



Demon Tweaks / Yokohama Stock Hatch Provisional Results - Race 6 - Heat 1

P1	No	CI	Name	Car	Laps	Time	Behind	MPH	Best Lap	on MPH
1	85	SH	TROY CORTELL	Fiesta XR2	8	15:11.88	2.08	68.82	1:52.43	5 68.58
2	43	SH	CHRIS SMITH	Fiesta XR2	8	15:16.07	2.08	68.58	1:52.35	4 68.63
3	37	SH	CHLO COOY	Citroen Saxo VTR	8	15:23.76	11.71	67.75	1:52.86	5 68.31
4	61	SH	FORN TAYLOR	Peugeot 206 GTI	8	15:25.86	13.67	67.61	1:53.28	4 68.06
6	108	SH	TON BLAMIRE	Peugeot 106 XSI	8	15:25.75	13.80	67.60	1:52.82	6 66.34
8	15	SH	TYRON LAIMP	Suzuki Swift GTI	8	15:26.56	14.37	67.48	1:53.23	5 68.09
7	67	SH	TIM SPERD	Peugeot 205 GTI	8	15:27.28	15.29	67.48	1:53.00	5 68.23
8	136	SH	NICK CARTER	Fiesta XR2	8	15:30.73	18.74	67.24	1:52.83	5 68.27
9	24	SH	RICHARD HORSEY	Peugeot 205 GTI	8	15:37.83	26.64	66.75	1:53.98	6 68.43
10	66	SH	PHIL LAW	Fiesta XR2	8	15:37.84	26.85	66.73	1:53.64	6 68.64
11	47	SH	JOHN MUNDAY	Peugeot 206 GTI	8	15:38.51	28.62	66.88	1:52.42	6 68.58
12	19	SH	NEALSON	Peugeot 206 GTI	8	15:41.13	29.14	66.80	1:54.37	5 68.40
13	103	SH	DEBIL ROZIER	Fiesta XR2	8	15:46.51	34.82	66.10	1:55.13	6 67.85
14	33	SH	JOHANN HOWES	Fiesta XR2	8	15:55.18	43.18	65.82	1:56.13	5 67.18
15	51	SH	SHAWN HOLLOWAY	Suzuki Swift	8	15:57.26	45.29	65.39	1:55.77	8 67.87
16	137	SH	DAVID PEPPERELL	Fiesta XR2	8	16:00.23	48.35	65.17	1:56.76	7 67.93
17	17	SH	DANIEL COTTRELL	Fiesta XR2	8	16:18.28	1:03.36	64.17	1:58.22	5 67.30
18	124	SH	KEV HUTTON	Fiesta XR2	8	16:18.63	1:07.64	63.88	1:58.29	7 66.13
Not Classified										
38	SH		RICHARD KINGSWORTH	Peugeot 205 GTI	7	15:20.33	DNF	68.42	1:52.32	5 68.55
57	SH		DAN KITCHENER	Fiesta XR2	7	14:13.53	DNF	64.15	1:57.26	6 66.76
58	SH		IAN LAUGHTON	Fiesta XR2	3	0:06.26	DNF	65.56	1:55.28	2 67.56
42	SH		ROGER NEEP	Peugeot 206 GTI	1	2:07.97	DNF	63.02		0 0.00
110	SH		NOEL MOFFITT	Peugeot 206 GTI	1	2:08.47	DNF	60.88		0 0.00
90	SH		CHRISTOPHER FLETCHER	Fiesta XR2	1	2:08.81	DNF	60.87		0 0.00
Non-Starters										
35	SH		PAUL COLLAM	Fiesta XR2						
Fastest Lap										
39	SH		RICHARD KINGSWORTH	Peugeot 205 GTI			1:02.32			6 68.65



Demon Tweaks / Yokohama Stock Hatch Provisional Results - Race 7 - Heat 2

P1	No	CI	Name	Car	Laps	Time	Behind	MPH	Best Lap	on MPH
1	4	SH	HILARY HOWLETT	Peugeot 106 XSI	6	15:00.04		68.84	1:51.83	4 70.34
2	131	SH	SHAWN PEARSON	Ford Escort XR3i	6	15:13.08	4.34	68.52	1:51.76	4 70.09
3	78	SH	ALAN BOLDTON	Fiesta XR2	6	15:13.61	4.67	68.50	1:51.83	5 69.56
4	8	SH	MART LEWIS	Fiesta XR2i	6	15:14.18	6.14	68.46	1:52.10	6 68.78
6	102	SH	MARK ALDEN	Peugeot 106 XSI	6	16:21.02	12.04	67.95	1:52.42	5 68.57
6	104	SH	JOHN HEMMING	Nova GTE	6	15:24.70	15.68	67.68	1:53.07	5 68.19
7	58	SH	MARTIN BOON	Fiesta SI	6	15:28.46	16.41	67.62	1:53.91	7 68.90
8	79	SH	GARY PARKES	Fiesta XR2	6	15:28.57	20.55	67.32	1:53.73	5 69.09
9	27	SH	STEWART HIND	Peugeot 206 GTI	6	16:30.04	21.00	67.29	1:53.82	4 69.09
10	120	SH	JAMES GARDINER	Peugeot 206 GTI	6	16:30.38	21.34	67.27	1:53.82	5 69.02
11	88	SH	IAN OAKES	Vauxhall Nova GTE	6	15:34.31	25.27	66.88	1:54.18	5 68.52
12	88	SH	JAMES MARSHALL	Fiesta XR2i	6	15:34.78	26.74	66.85	1:53.70	7 69.80
13	26	SH	SHAWN HOWARD	Fiesta XR2	6	15:41.97	32.03	66.50	1:52.53	4 69.52
14	65	SH	TONY HEALAND	Fiesta XR2	6	15:44.51	38.47	66.28	1:54.58	5 69.27
15	72	SH	PAUL JOHNSON	Suzuki Swift GTI	6	16:01.36	62.31	65.19	1:57.12	8 66.79
16	67	SH	DAVE WRIGHT	Peugeot 206 GTI	6	16:05.98	68.94	64.78	1:57.23	7 66.73
17	119	SH	SHAWN LAIDLAW	Fiesta XR2	6	16:07.49	69.55	64.58	1:57.16	7 66.77
18	70	SH	RICHARD WARKER	Fiesta XR2	6	16:18.41	1:08.37	63.80	1:58.83	6 65.36
15	62	SH	COLIN THORPE	Fiesta XR2	6	16:18.63	1:10.49	63.88	1:58.83	4 65.27
20	58	SH	ANDREW THORPE	Fiesta XR2	6	16:20.59	1:11.55	63.62	1:57.01	6 66.68
21	132	SH	CONOR O'NEILL	Fiesta XR2	6	16:51.60	1:42.56	61.66	2:00.13	8 68.12
22	41	SH	JOHN TOWNSEND	Peugeot 206 GTI	6	16:52.71	1:43.67	61.90	2:02.08	7 64.68
23	19	SH	ANDY CLARSON	Fiesta XR2	7	16:52.70	1 Lap	48.34	1:54.38	5 68.29
Not Classified										
112	SH		DAVID DRINKWATER	Fiesta XR2	6	9:48.82	DNF	66.43	1:53.87	4 68.70
Fastest Lap										
4	SH		HILARY HOWLETT	Peugeot 106 XSI			1:51.83			4 70.34

Start Time : 16:03
 Clerk of Course: [Signature]
 Time Issued: [Signature]
 Chief Timekeeper: [Signature]
 22 Sep 03 16:20

THESE RESULTS REMAIN PROVISIONAL FOR A MINIMUM OF 30 MINUTES FROM THE TIME OF ISSUE

HS Sports Timing and Results Systems

Start Time : 16:28
 Clerk of Course: [Signature]
 Time Issued: [Signature]
 Chief Timekeeper: [Signature]
 22 Sep 03 16:48

THESE RESULTS REMAIN PROVISIONAL FOR A MINIMUM OF 30 MINUTES FROM THE TIME OF ISSUE

HS Sports Timing and Results Systems



MDS Batteries RGB (Class C)
Provisional Results - Race 8

Pl	No	Cl	Name	Car	Laps	Time	Behind	MPH	Best Lap on	MPH
1	27	BEC	Martin BROOKS	Stuart Taylor Phoenix	10	16:12.87		80.41	1:35.87	4 81.60
2	99	BEC	Steve KELSEY	MK Locost	10	16:34.99	22.12	78.62	1:37.67	3 80.09
3	32	BEC	Phil GREENWAY	Sylva Phoenix	10	16:44.81	31.94	77.85	1:38.21	6 79.65
4	40	BEC	Dustin BARNES	Fisher Fury	10	16:45.01	32.14	77.84	1:39.07	8 78.96
5	6	BEC	Gordon GRIFFIN	Fisher Fury	10	16:48.45	35.58	77.57	1:38.19	8 79.67
6	19	BEC	Darcy SMITH	Phoenix	10	16:49.38	36.51	77.50	1:39.25	6 78.82
7	18	BEC	Graham HILLS	Fisher Fury	10	16:54.67	41.80	77.10	1:39.36	4 78.73
8	52	BEC	Gordon MILNER	Fisher Fury	10	16:54.96	42.09	77.07	1:39.16	10 78.89
9	38	BEC	Ian GRAY	Stuart Taylor Phoenix	10	17:03.95	51.08	76.40	1:40.48	9 77.85
10	7	BEC	Mark FALCO	Fisher Fury	10	17:20.60	1:07.73	75.18	1:40.37	7 77.94
11	36	BEC	Charlie GREGORY	Fisher Fury	10	17:21.60	1:08.73	75.10	1:42.21	9 76.54
12	* 61	BEC	James BRASHAW	MK Fireblade	9	16:21.92	1 Lap	71.70	1:46.99	7 73.12
13	22	BEC	Stuart TANTON	Fisher Fury	9	17:24.43	1 Lap	67.41	1:46.41	2 73.52
14	3	BEC	Tim BURROWS	Fisher Fury	9	17:53.28	1 Lap	65.60	1:54.90	5 68.08
<u>Not-Classified</u>										
	5	BEC	Matthew ROWE	Westfield Megablade	7	11:56.69	DNF	76.41	1:39.70	4 78.46
	56	BEC	Chris SUCKLING	Stuart Taylor Phoenix	7	12:38.99	DNF	72.15	1:44.74	5 74.69
	89	BEC	Richard WISE	Phoenix	6	11:05.11	DNF	70.57	1:47.81	5 72.56
<u>Non-Starters</u>										
	23	BEC	Tim EVANS	MK Indy						
<u>Fastest Lap</u>										
	27	BEC	Martin BROOKS	Stuart Taylor Phoenix					1:35.87	4 81.60

* No 61 still has 2 transponders (see practice sheet)

Start Time : 16:53

Cadwell Park

27 Sep 03 17:13

Clerk of Course:


[Signature] 17.40

Time Issued:

Chief Timekeeper:

[Signature]

THESE RESULTS REMAIN PROVISIONAL FOR A MINIMUM OF 30 MINUTES FROM THE TIME OF ISSUE



**750 Motor Club 750 Formula
Provisional Results - Race 9**

Pl	No	Cl	Name	Car	Laps	Time	Behind	MPH	Best Lap on	MPH
1	3	F7	Peter BOVE	Darvi 88/P	8	13:49.37		75.46	1:41.86	7 76.80
2	2	F7	Anthony RAINE	Centaur Mk16	8	13:59.84	10.47	74.52	1:43.18	7 75.82
3	4	F7	Bob SIMPSON	SS Reliant	8	14:01.36	11.99	74.38	1:43.19	8 75.81
4	8	F7B	Will JOHNSTON	Centaur Mk16	8	14:06.88	17.51	73.90	1:43.31	8 75.72
5	16	F7	Dave ROBSON	SDAR/83	8	14:22.79	33.42	72.53	1:46.36	4 73.55
6	14	F7	Rodney HILL	Mystic T4/21	8	14:48.77	59.40	70.41	1:47.63	8 72.68
7	42	F7B	Martin KEMP	Darvi Mk6	8	14:49.34	59.97	70.37	1:47.04	8 73.08
8	10	F7B	Bill RUTTER	Darvi Mk5B6	8	15:00.82	1:11.45	69.47	1:49.31	4 71.57
9	27	F7B	Sue BUXTON	Darvi Mk5/97	8	15:08.61	1:19.24	68.88	1:51.37	8 70.24
10	25	F7B	Paul COLLINS	Centaur Mk16	8	15:15.95	1:26.58	68.33	1:51.97	7 69.87
11	29	F7B	Max HAMLET	Trisstesse	7	14:36.01	1 Lap	62.51	1:59.67	6 65.37
12	23	F7B	David BASS	Time 3B	7	14:36.56	1 Lap	62.47	2:03.24	4 63.48

Fastest Lap

3	F7	Peter BOVE	Darvi 88/P	1:41.86	7	76.80
8	F7B	Will JOHNSTON	Centaur Mk16	1:43.31	8	75.72

Start Time : 17:20

Cadwell Park

27 Sep 03 17:35

Clerk of Course:

Time Issued:

Chief Timekeeper:

THESE RESULTS REMAIN PROVISIONAL FOR A MINIMUM OF 30 MINUTES FROM THE TIME OF ISSUE



750 Motor Club 750 Trophy
Provisional Results - Race 10

Pl	No	Cl	Name	Car	Laps	Time	Behind	MPH	Best Lap on	MPH
1	1	TC	Don RAWSON	Rawson Special	6	11:49.89		66.12	1:54.35	6 68.41
2	68	TC	Pete BIRCH	JGS III	6	11:50.31	0.42	66.08	1:54.19	6 68.51
3	8	TC	David BRAND	Austin 7 Single Seater	6	12:01.77	11.88	65.03	1:57.00	5 66.86
4	2	TC	Roger WINDLEY	Genie	6	12:25.83	35.94	62.93	1:58.13	5 66.22
5	14	TC	Cliff RINGROSE	Phoenix	6	12:36.89	47.00	62.01	2:03.71	3 63.23
6	73	TC	Nic GRELE	Marsh Grayford Special	5	12:13.01	1 Lap	53.36	2:23.05	4 54.69
7	26	TB	Mike WHITBY	Austin 7 Special	5	12:54.81	1 Lap	50.48	2:30.42	2 52.01
8	20	TD	Roy WRIGHT	Dastle F3	5	12:56.13	1 Lap	50.40	2:12.64	3 58.98

Non-Starters

3 TB Slavko RADISA Gerrell Mk1

Fastest Lap

68	TC	Pete BIRCH	JGS III	1:54.19	6	68.51
26	TB	Mike WHITBY	Austin 7 Special	2:30.42	2	52.01
20	TD	Roy WRIGHT	Dastle F3	2:12.64	3	58.98

Start Time : 17:40

Cadwell Park


27 Sep 03 17:53

Clerk of Course:

Time Issued:

Chief Timekeeper:

THESE RESULTS REMAIN PROVISIONAL FOR A MINIMUM OF 30 MINUTES FROM THE TIME OF ISSUE



750 Motor Club Formula 4 Provisional Results - Race 12

Pl	No	Cl	Name	Car	Laps	Time	Behind	MPH	Best Lap on	MPH	
1	1	F4A	Erwin SMIECH	Reynard SF86	10	15:45.57		82.73	1:33.11	8	84.02
2	10	F4A	Barry PRITCHARD	Van Diemen	10	15:45.83	0.26	82.71	1:32.81	5	84.47
3	5	F4A	John WOODWARD	Delta TB1	10	15:46.57	1.00	82.64	1:32.43	7	84.63
4	45	F4D	Ashley EDWARDS	Van Diemen RF2000	10	15:58.96	13.39	81.68	1:32.57	8	84.61
5	6	F4D	John MOORE	Van Diemen VD97	10	16:21.92	36.35	79.67	1:36.47	5	81.09
6	38	F4D	Nathan STURDGESS	Mygale FF Zetec	10	16:27.37	41.80	79.23	1:35.66	9	81.79
7	33	F4D	Malcolm SCOTT	Van Diemen	10	16:46.01	1:00.44	77.76	1:37.18	10	80.50
8	64	F4D	Philip RICHMOND	Van Diemen RF97	10	16:46.40	1:00.83	77.73	1:35.92	9	81.56
9	68	F4D	Peter ALLEN	Van Diemen RF96Z	10	16:54.29	1:08.72	77.13	1:38.98	10	79.03
10	44	F4A	Clive YORATH	Magnum	10	16:54.58	1:09.01	77.10	1:38.79	7	79.19
11	91	F4A	David HEALEY	Delta T92	10	16:55.16	1:09.59	77.06	1:38.32	8	79.56
12	80	F4A	Peter MONK	Lotus FVL	10	17:01.59	1:16.02	76.57	1:39.40	9	78.76
13	37	F4D	Richard BARTLETT	Van Diemen RF98	9	16:06.19	1 Lap	72.87	1:44.56	7	74.82

Not-Classified

20	F4A	Adrian KIDD	Van Diemen	9	14:14.72	DNF	82.37	1:31.37	8	85.62
99	F4A	Charles ADRIAN	Van Diemen FR93	2	3:21.55	DNF	77.63	1:34.97	2	82.37
8	F4A	David LONGSTAFF	Speads RM03	0		Starter	0			

Non-Starters

15	F4B	Nick BARNETT	Van Diemen RF83
3	F4A	Damon BLAND	Van Diemen
83	F4A	Lee ATKINS	Mygale US98/00


Fastest Lap

46	F4D	Ashley EDWARDS	Van Diemen RF2000	1:32.67	8	84.61
20	F4A	Adrian KIDD	Van Diemen	1:31.37	8	85.62

Start Time : 12:32

Cadwell Park

28 Sep 03 12:49

Clerk of Course: 	Time Issued:	Chief Timekeeper: 
---	--------------	--

THESE RESULTS REMAIN PROVISIONAL FOR A MINIMUM OF 30 MINUTES FROM THE TIME OF ISSUE



**750 Motor Club 750 Formula
Provisional Results - Race 13**


PI	No	CI	Name	Car	Laps	Time	Behind	MPH	Best Lap on	MPH
1	2	F7	Anthony RAINE	Centaur Mk16	8	13:57.34		74.74	1:42.85	8 75.99
2	8	F7B	Willi JOHNSTON	Centaur Mk16	8	13:58.13	0.79	74.67	1:41.86	8 76.80
3	16	F7	Dave ROBSON	SDAR/83	6	14:25.28	27.92	72.33	1:45.13	3 74.41
4	3	F7	Peter BOVE	Darvi 88/P	8	14:27.53	30.19	72.14	1:41.88	4 76.94
5	14	F7	Rodney HILL	Mythic T4/21	8	14:38.21	40.87	71.28	1:48.76	2 73.27
6	42	F7B	Martin KEMP	Darvi Mk6	8	14:38.64	41.30	71.23	1:46.98	5 73.12
7	10	F7B	Bill RUTTER	Darvi Mk6B6	8	14:50.03	52.69	70.31	1:47.55	4 72.74
8	27	F7B	Sue BUXTON	Darvi Mk5/97	8	14:53.70	56.36	70.03	1:49.40	8 71.51
9	29	F7B	Max HAMLET	Triastessa	8	15:23.28	1:25.92	67.78	1:50.95	7 70.61
10	25	F7B	Paul COLLINS	Centaur Mk16	8	15:38.48	1:41.15	66.68	1:52.38	7 69.61
<u>Not-Classified</u>										
	23	F7B	David BASS	Time 3B	4	8:09.39	DNF	63.94	1:58.10	3 68.24
	4	F7	Bob SIMPSON	SS Rellant	0		Starter	0		
<u>Fastest Lap</u>										
	3	F7	Peter BOVE	Darvi 88/P				74.67	1:41.88	4 76.94
	8	F7B	Willi JOHNSTON	Centaur Mk16				74.67	1:41.86	8 76.80

Start Time : 12:59

Cadwell Park

28 Sep 03 13:15

Clerk of Course:

 13.20.

Time Issued:

Chief Timekeeper:



THESE RESULTS REMAIN PROVISIONAL FOR A MINIMUM OF 30 MINUTES FROM THE TIME OF ISSUE

750 Motor Club Formula Vee

COMBINED RACE FASTEST LAPS

Pos	No	Name	Machine	Session 1		Session 2		Overall		
				Time on Lap		Time on Lap		Time	Laps	Mph
1	35	Mike JENVEY	Sheane	1:37.28	2	0		1:37.28	3	80.42
2	3	Patrick SHERRINGTON	Scarab Mk2	1:37.34	2	0		1:37.34	3	80.37
3	2	Jeremy CLARK	Spyder GAC	1:37.37	2	0		1:37.37	3	80.34
4	18	Simon READMAN	Spyder	1:38.51	3	0		1:38.51	3	79.41
5	57	Neil CHILLEYSTONE	Scarab Mk2	1:38.69	2	0		1:38.69	3	79.27
6	6	Jan BUXTON	Leystone	1:38.94	3	0		1:38.94	3	79.07
7	79	Nik BAATZ	GAC 01	1:40.00	2	0		1:40.00	3	78.23
8	27	Alan ROBINSON	AHS Challenger	1:40.45	3	0		1:40.45	3	77.88
9	8	Guy BELLINGHAM	GAC 01	1:40.69	6	1:40.47	2	1:40.47	11	77.86
10	23	Jamie CONYERS	Sheane	1:41.02	8	1:40.51	3	1:40.51	11	77.83
11	25	Ken ELLIOTT	Leystone JH002	1:40.74	3	0		1:40.74	3	77.66
12	63	Kevin GILLESPIE	Leystone	1:41.13	3	0		1:41.13	3	77.36
13	20	Merk DUNHAM	Sheane	1:42.29	8	1:41.19	3	1:41.19	11	77.31
14	9	Bill STENNING	Spyder	1:41.29	2	0		1:41.29	3	77.23
15	36	John HUGHES	Leystone	1:42.80	8	1:41.71	2	1:41.71	11	76.91
16	14	Graham KIDDY	Sheane	1:42.77	2	0		1:42.77	3	76.12
17	60	Bob HIGGINS	Sheane	1:43.00	5	1:44.52	3	1:43.00	11	75.95
18	80	Steven OUGH	Leystone AHS	1:43.03	5	DNS	0	1:43.03	8	75.93
19	29	Simon LIVESLEY	Scarab MkIV	1:43.79	5	1:43.13	2	1:43.13	11	75.86
20	87	Warren SMITH	Sheane	1:43.23	5	1:45.84	3	1:43.23	11	75.78
21	85	Tony DOWSON	Sheane	1:43.88	8	1:48.73	2	1:43.88	11	75.31
22	30	Tim PROBERT	Scarab MkII	1:44.03	6	0		1:44.03	8	75.20
23	37	Adrian WESTON	Sheane AHS	1:44.82	8	0		1:44.82	8	74.63
24	21	Mike PASCALL	GAC 01	1:45.26	2	0		1:45.26	2	74.32
25	73	Tom ROPER	AHS	1:45.93	7	0		1:45.93	8	73.85
26	64	Philip HAYDON	Scarab Mk2	1:46.72	2	0		1:46.72	8	73.30
27	52	Jonathan STORER	Scarab	1:46.87	2	0		1:46.87	4	73.20
28	34	Lee LEVETT	Sheane	1:47.71	6	0		1:47.71	8	72.63
29	82	Fergus DALTON	Sheane	1:47.86	1	0		1:47.86	1	72.53
30	67	James CONYERS	Leystone	1:48.12	7	0		1:48.12	8	72.36
31	48	Jonathan BYGRAVE	Leystone	1:48.28	7	0		1:48.28	8	72.26
32	39	Derek WILLETTS	Phoenix MkII	1:49.41	7	0		1:49.41	8	71.50
33	26	Peter ANDREWS	Sheane 2001	1:51.16	7	0		1:51.16	8	70.37
34	24	Roger THOMPSON	McNamara Sebring	1:51.69	8	0		1:51.69	8	70.04
35	50	Phil WATERHOUSE	ARI Mk4	DNS	0	0		DNS	0	
36	22	Stephen GLASSWELL	Sheane 97	DNS	0	0		DNS	0	
37	70	Nick BROWN	AHS Challenger	DNS	0	0		DNS	0	
38	33	Bill BURNETT	Sheane	DNS	0	0		DNS	0	
39	51	Alistair HESLOP	Scarab Mk4	DNS	0	0		DNS	0	



Demon Tweeks / Yokohama Stock Hatch

Provisional Results - Race 15 - Final - Amended

Pl	No	Cl	Name	Car	Laps	Time	Behind	MPH	Best Lap on	MPH
1	20	SH	Peter FELIX	Peugeot 106	5	9:17.53		70.18	1:49.90	2 71.18
2	45	SH	Paul TAYLOR	Peugeot 205 GTI	5	9:19.50	1.97	69.91	1:50.13	3 71.03
3	7	SH	Paul McMILLAN	Citroen Saxo	5	9:26.23	10.70	68.83	1:51.34	3 70.26
4	11	SH	Craig SHEPHERD	Fiesta XR2	5	9:29.10	11.57	68.73	1:51.05	3 70.44
5	3	SH	Pete MORGAN	Fiesta XR2	5	9:29.53	12.00	68.68	1:51.09	4 70.42
6	46	SH	Darren BLUMSON	Peugeot 205 GTI	5	9:34.84	17.31	68.04	1:52.13	3 69.77
7	9	SH	Gordon MACMILLAN	Peugeot 205 GTI	5	9:35.64	18.11	67.95	1:51.79	4 69.98
8	65	SH	Terry ROUGHTON	Citroen Saxo	5	9:36.05	18.53	67.90	1:52.19	4 69.73
9	18	SH	Simon HUNT	Peugeot 205 GTI	5	9:36.89	19.36	67.80	1:52.04	4 69.82
10	4	SH	Hilary HOWLETT	Peugeot 106 XSi	5	9:37.38	19.85	67.74	1:52.11	5 69.78
11	12	SH	Paul TIBBS	Fiesta XR2	5	9:38.27	20.74	67.64	1:52.32	5 69.65
12	96	SH	Trevor CORTEIL	Fiesta XR2	5	9:38.72	21.19	67.59	1:52.39	5 69.60
13	133	SH	Stuart PEARSON	Ford Escort XR3i	5	9:40.02	22.49	67.44	1:52.18	4 69.73
14	8	SH	Matt LEWIS	Fiesta XR2i	5	9:48.43	30.90	66.47	1:54.26	5 68.46
15	61	SH	Tony TAYLOR	Peugeot 205 GTI	5	9:50.74	33.21	66.21	1:55.01	3 68.02
16	87	SH	Chris CODY	Citroen Saxo VTR	5	9:50.92	33.39	66.19	1:54.44	4 68.36
17	43	SH	Simon SMITH	Fiesta XR2	5	9:52.09	34.56	66.06	1:54.81	3 68.14
18	78	SH	Alastair BOULTON	Fiesta XR2	5	9:52.89	35.36	65.97	1:53.60	4 68.86

Not Classified

109 SH Tom BLAMIRE Peugeot 106 XSi 2 4:05.23 DNF 63.8 1:55.37 2 67.81

102 SH Mark ALDEN Peugeot 106 XSi Technical infringement - EXCLUDED
 126 SH Maurice HAYDEN Citroen Saxo Not running at time of red flag - NOT CLASSIFIED
 2 SH Glenn STOKES Peugeot 106 Rallye Not running at time of red flag - NOT CLASSIFIED
 5 SH Carl TOWNEND Peugeot 106 XSi Not running at time of red flag - NOT CLASSIFIED
 96 SH Gareth WRIGHT Peugeot 106 XSi Technical infringement - EXCLUDED

Fastest Lap

20 SH Peter FELIX Peugeot 106 1:49.90 2 71.18

Start Time : 14:36

Cadwell Park


28 Sep 03 16:53

Clerk of Course: *[Signature]* 17.05.

Time Issued:

Chief Timekeeper: *[Signature]*

THESE RESULTS REMAIN PROVISIONAL FOR A MINIMUM OF 30 MINUTES FROM THE TIME OF ISSUE



Race Speed Roadsports & 750MC Kit Cars (Class A)

Provisional Results - Race 16

Pl	No	Cl	Name	Car	Laps	Time	Behind	MPH	Best Lap on	MPH
1	5	RSA	Mel DAVISON	Porsche 993	8	13:48.70		75.52	1:40.60	5 77.76
2	13	KCA	Graham DASH	Sylva Striker	8	13:51.59	2.89	76.26	1:41.75	4 76.88
3	75	KCA	Matthew LEWIS	Razer	8	13:54.13	5.43	75.03	1:41.62	7 76.88
4	25	RSA	Doug ELLWOOD	TVR Griffith	8	14:04.88	16.18	74.07	1:43.26	4 75.77
5	128	KCA	Gary GOODYEAR	Sylva Striker	8	14:07.13	18.43	73.88	1:42.83	6 76.00
6	7	RSB	Robbie WATTS	Renault Spider	8	14:18.46	29.76	72.90	1:43.82	5 75.36
7	50	RSA	John WAPLES	Porsche 911	8	14:24.61	35.91	72.38	1:44.21	5 75.07
8	82	KCA	Chris BROWN	Sylva Mk2	8	14:25.74	37.04	72.29	1:45.20	7 74.36
9	68	KCA	Matthew STURMER	Sylva Mk4	8	14:26.24	37.54	72.26	1:45.14	5 74.40
10	28	RSB	Nick HAMILTON	Ginetta G27	8	14:26.87	38.17	72.19	1:44.15	4 75.11
11	14	KCA	Clive TURNER	Gemini	8	14:42.58	53.88	70.91	1:48.00	3 72.43
12	27	RSB	David DAWSON	Evante 140TC	8	14:42.98	54.29	70.88	1:48.09	3 72.37
13	16	RSA	Chris VAREY	Porsche 988CS Turbo	8	14:51.96	1:03.26	70.16	1:47.95	5 72.47
14	40	KCA	Mark ALLCOCK	Dutton Meios	8	15:32.70	1:44.00	67.10	1:52.52	6 69.52
15	3	RSC	Howard JONES	Ginetta G4	8	16:33.34	1:44.64	67.05	1:52.78	3 69.36
16	127	KCA	Dave ROBERTS	Sylva Striker	7	13:58.71	1 Lap	66.29	1:56.34	3 67.24
17	49	KCA	Johnny SUCKLING	APR Taydeck	7	14:37.13	1 Lap	62.43	2:00.42	4 64.86
18	94	KCA	Jeff BALL	Sylva Striker	7	14:40.77	1 Lap	62.17	2:01.28	3 64.50

Not-Classified

15	KCA	Tony ABSOLOM	Sylva Striker	7	12:13.82	DNF	74.64	1:42.17	5 76.57
23	RSA	Paul GLYNN	TVR Griffith	4	7:30.47	DNF	69.46	1:47.99	4 72.44

Non-Starters

29	KCA	Bruce BROWN	Luego Locost
6	RSC	Pete RICHARDS	Cian Crusader

Fastest Lap

3	RSC	Howard JONES	Ginetta G4	1:52.78	3 69.36
5	RSA	Mel DAVISON	Porsche 993	1:40.60	5 77.76
75	KCA	Matthew LEWIS	Razer	1:41.62	7 76.98
7	RSB	Robbie WATTS	Renault Spider	1:43.82	5 75.36

Start Time : 15:06

Cadwell Park

28 Sep 03 15:22

Clerk of Course:

 15:30

Time Issued:

Chief Timekeeper:



THESE RESULTS REMAIN PROVISIONAL FOR A MINIMUM OF 30 MINUTES FROM THE TIME OF ISSUE



Northern Saloons & Sports Cars
Provisional Results - Race 18

Pl	No	Cl	Name	Car	Laps	Time	Behind	MPH	Best Lap on	MPH
1	46	NSA	Tony SUGDEN	Skoda 130RS	6	9:19.28		83.92	1:31.03	4 85.94
2	71	NSA	Robert PRITCHARD	Caterham	6	9:29.61	10.32	82.40	1:33.20	5 83.84
3	27	NSE	Neil GREGORY	Westfield XTR2	6	9:58.88	39.59	76.37	1:37.81	4 79.96
4	84	NSE	Arthur ROBINSON	Westfield SE	6	10:01.13	41.84	76.08	1:37.86	6 79.96
6	54	NSB	Andrew MORRISON	MG ZR	6	10:11.86	52.58	76.71	1:40.06	4 78.19
6	20	NSB	Steven FERGUSON	Nissan Pulsar GTI	6	10:16.18	56.89	76.30	1:40.59	3 77.77
7	8	NSB	David BOTTERILL	Porsche 924	6	10:54.00	1:34.71	71.77	1:47.24	4 72.95
8	65	NSB	Nigel VAULKHARD	Ford Lotus Cortina	6	10:54.54	1:35.25	71.71	1:47.12	4 73.03
9	66	NSB	Oliver VAULKHARD	Ford Sierra Cosworth	6	10:58.25	1:38.96	69.69	1:46.29	3 73.60
10	76	NSC	John MARTINSON	Renault Clio	6	10:57.76	1:38.47	69.47	1:47.07	5 73.08
11	16	NSD	Mick STARKEY	Ford Fiesta XR2i	6	11:00.83	1:41.54	69.19	1:47.71	4 72.63
12	32	NSB	Ryan UPSON	Rover Tomcat	6	11:01.43	1:42.14	69.14	1:47.66	5 72.66
13	89	NSF	John HOWSON	Westfield	6	11:07.92	1:48.63	68.88	1:46.42	6 74.21
14	88	NSC	David HOYLE	Renault Sport Spyder	5	9:19.71	1 Lap	69.88	1:47.04	6 73.08
15	99	NSA	Andy WILSON	BMW Club Sport Mini	6	9:24.01	1 Lap	69.36	1:46.58	5 73.40
16	5	NSD	Terry WRIGHT	Rover 100	5	9:36.93	1 Lap	67.80	1:52.17	3 68.74
17	67	NSD	Ben KING	Ford Fiesta XR2	5	9:46.25	1 Lap	66.83	1:53.63	2 68.84

Not-Classified

51	NSE	Malcolm TURNBALL	Westfield Megabus	5	8:23.07	DNF	77.76	1:38.79	2 79.19
77	NSD	Darren FLOUNDERS	Ford Fiesta XR2	0		Starter	0		

14 NSA Mark CAMPBELL Lotus Elan Not running at time of red flag

Non-Starters

15	NSC	David COX	Peugeot 205
22	NSF	Ian BLACKLIN	Westfield SE
39	NSC	Tony CAIG	Ford Fiesta XR2

Fastest Lap

46	NSA	Tony SUGDEN	Skoda 130RS	1:31.03	4 85.94
27	NSE	Neil GREGORY	Westfield XTR2	1:37.81	4 79.96
54	NSB	Andrew MORRISON	MG ZR	1:40.06	4 78.19
16	NSD	Mick STARKEY	Ford Fiesta XR2i	1:47.71	4 72.63
89	NSF	John HOWSON	Westfield	1:46.42	6 74.21
88	NSC	David HOYLE	Renault Sport Spyder	1:47.04	5 73.08

Start Time : 16:21

Cadwell Park

28 Sep 03 16:41

Clerk of Course:


[Signature] 1648

Time issued:

Chief Timekeeper:

[Signature]

THESE RESULTS REMAIN PROVISIONAL FOR A MINIMUM OF 30 MINUTES FROM THE TIME OF ISSUE



**Demon Tweeks / Yokohama Hot Hatch
Provisional Results - Race 19**

Pl	No	Cl	Name	Car	Laps	Time	Behind	MPH	Best Lap on	MPH	
1	3	HHA	Andy FELLO	Fiesta XR2	8	14:13.82		73.30	1:44.20	6	75.07
2	6	HHA	Mark CUNNINGHAM	Fiesta Sport	8	14:14.26	0.44	73.28	1:45.28	6	74.30
3	1	HHA	Lee REYNOLDS	Citroen Saxo	8	14:18.80	4.98	72.87	1:46.74	7	73.98
4	16	HHA	Martyn CULLEY	Fiesta XR2	8	14:28.19	14.37	72.08	1:46.76	4	73.27
5	97	HHA	Andy McLENNAN	Suzuki Swift	8	14:35.03	21.21	71.52	1:47.34	6	72.88
6	28	HHA	Andy NEAL	Fiesta XR2	8	14:36.52	22.70	71.40	1:47.76	4	72.69
7	64	HHA	Mike WEBB	Escort RS2000	8	14:37.23	23.41	71.34	1:47.39	6	72.84
8	68	HHA	Simon HARVEY	Peugeot 306 GTI	8	14:52.03	38.21	70.18	1:48.96	2	71.80
9	15	HHA	Barrie CULLEY	Fiesta XR2	8	14:52.49	38.67	70.12	1:48.80	6	71.90
10	48	HHA	Carl LAWRENCE	Astra GSi	8	14:52.64	38.72	70.12	1:49.07	2	71.72
11	35	HHA	Keith PIPER	Vauxhall Corsa SRI	8	15:02.38	48.56	69.35	1:49.48	5	71.45
12	24	HHA	Hilary HOWLETT	Peugeot 106 XSI	8	15:02.95	49.13	69.31	1:49.92	6	71.17
13	62	HHA	Cliff PELLIN	Ford Fiesta XR2	8	15:23.48	1:09.66	67.77	1:52.83	2	69.33

Not-Classified

32	HHA	Richard WALMSLEY	Peugeot 106 GTI	5	9:26.45	DNF	68.81	1:50.41	2	70.85
22	HHA	Wayne BAILEY	Peugeot 206 GTI	2	4:00.89	DNF	64.86	1:49.89	2	71.19
26	HHA	Geoff BLUFF	Vauxhall Nova GTE	0		Starter	0			

Fastest Lap

3	HHA	Andy FELLO	Fiesta XR2					1:44.20	6	75.07
97	HHA	Andy McLENNAN	Suzuki Swift					1:47.34	6	72.88
22	HHA	Wayne BAILEY	Peugeot 206 GTI					1:49.89	2	71.19

No 24 - no transponder

Start Time : 16:43

Cadwell Park

28 Sep 03 17:01

Clerk of Course:

17.10

Time Issued:

Chief Timekeeper:

THESE RESULTS REMAIN PROVISIONAL FOR A MINIMUM OF 30 MINUTES FROM THE TIME OF ISSUE



**750 Motor Club Kit Cars (Class B)
Provisional Results - Race 20**

Pl	No	Cl	Name	Car	Laps	Time	Behind	MPH	Best Lap on	MPH
1	17	KCB	Dave DEVINE	Procomp LA Gold	8	13:38.73		78.83	1:40.02	3 78.21
2	41	KCB	Steve OWEN	Sylva Clubman	8	13:38.34	2.81	78.38	1:40.38	8 77.92
3	1	KCB	Steve TAYLOR	Sylva Phoenix	8	13:47.26	10.52	76.66	1:40.35	3 77.96
4	6	KCB	Andrew OWEN	Sylva Phoenix	8	13:47.97	11.24	75.89	1:41.78	2 76.86
5	23	KCB	David ASPDEN	Sylva Striker	8	13:48.65	11.92	75.52	1:41.96	5 76.72
6	4	KCB	Simon CHILDS	Sylva Phoenix	8	13:48.94	12.21	76.80	1:41.40	6 77.15
7	45	KCB	Brian DEAN	Sylva Striker Mk2	8	14:02.77	26.04	74.26	1:41.33	7 77.20
8	48	KCB	Jim GOODWIN	Sylva Striker	8	14:06.20	29.47	73.96	1:43.15	7 75.84
9	66	KCB	Jonathan CHRISTIE-RUNDLE	Sylva Phoenix	8	14:07.06	30.33	73.68	1:43.41	8 75.65
10	88	KCB	Bryan HEALEY	Sylva Striker	8	14:07.62	30.89	73.83	1:43.66	8 75.66
11	21	KCB	Nigel BROWN	Sylva Phoenix	8	14:08.60	31.87	73.75	1:43.82	7 75.28
12	20	KCB	Robert PUTNAM	Procomp LA Gold	8	14:18.82	39.79	73.07	1:44.07	3 75.17
13	18	KCB	Foster LEWINS	Westfield SEI	8	14:28.55	51.82	72.06	1:46.09	8 73.74
14	79	KCB	Paul SAWYER	Westfield SE	8	14:40.44	1:03.71	71.08	1:47.81	2 73.10
15	80	KCB	Rob BARTLEY	Procomp LA Gold	8	14:42.56	1:05.83	70.91	1:48.21	7 72.29
<u>Not-Classified</u>										
	53	KCB	Andy HILEY	Locost	7	11:56.31	DNF	76.45	1:40.19	5 78.08
	46	KCB	Sheridan BELL	Procomp LA Gold	6	10:51.98	DNF	71.99	1:45.73	2 73.98
	51	KCB	Adrian COOPER	Sylva Striker	6	10:56.78	DNF	71.47	1:44.50	4 74.86
<u>Non-Starters</u>										
	36	KCB	Jonathan WHITE	Sylva Mojo						
	38	KCB	Tony SOUTHGATE	Sylva Phoenix						
<u>Fastest Lap</u>										
	17	KCB	Dave DEVINE	Procomp LA Gold					1:40.02	3 78.21

Start Time : 17:05

Cadwell Park

28 Sep 03 17:21

Clerk of Course:

 17 34

Time Issued:

Chief Timekeeper:



THESE RESULTS REMAIN PROVISIONAL FOR A MINIMUM OF 30 MINUTES FROM THE TIME OF ISSUE