



Official Programme - £2.50

MALLORY PARK Aug 10th

Programme Amendments Mallory Park 10th August

Please add the following:

Formula	No	CLASS	FullName	CarDetails	ccs	Hometown	CLUB
A7 Triple Challenge	3		Nick Hayward-Cook	A7 Monoposto	747	Gt Missenden	A7TC
	27		Paul Lawrence	A7 Single Seater	748	Beecham Well	750
	32		David Whetton	Warren	850	Wimborne	750
	99		Jennie Bostock	A7 Speedex	803	Derby	A7TC
Hot Hatch	20	A	Stephen Wood	Peugeot 205 GTi	1600	Crediton	750
	23	A	Steve Treen	Peugeot 205 GTi	1600	Crediton	750
	28	A	Andy Neal	Fiesta XR2	1600	Beverley	750
	30	A	Craig Dawson	Fiesta XR2i	1600	Towcester	750
	31	A	Lewis Williams	Fiesta XR2	1600	Guildford	750
Locost	23	B	John Timevell	Locost	1300	Stoley	750
Stock Hatch	134	C	Andy Slinger	Peugeot 106XSi	1600	St Annes	750

Please delete the following:

Formula	No	CLASS	FullName	CarDetails	ccs	Hometown	CLUB
Hot Hatch	22	C	Wayne Bailey	Peugeot 205 GTi	1600	Iver	750
	84	B	Mark Bush	Metro GTi	1400	Milton Keynes	750
Locost	67	A	John Ballentyne	Locost	1300	Colchester	750
	68	B	Tom Ballentyne	Locost	1300	Colchester	750
RGB	8	B	Pete Harrison	Triton Challenger	995	South Mirral	750
Stock Hatch	34	A	Steve Drewery	Suzuki Swift GTi	1300	Kings Lynn	750



This meeting is held under the General Regulations of the MSA (incorporating the provisions of the International Sporting Code of the FIA) and the Supplementary Regulations, Final Instructions and any written instructions which the Organisers issue for the race meeting. MSA Permit No: 17127

APPROXIMATE TIMETABLE

SUNDAY 10 TH AUGUST - PRACTICE SESSIONS		TIME
Demon Tweeks/Yokohama Stock Hatch Championship - session A		9.30
Demon Tweeks/Yokohama Stock Hatch Championship - session B		9.50
Demon Tweeks/Yokohama Stock Hatch Championship - session C		10.10
750 Motor Club Locost Championship - session A		10.30
750 Motor Club Locost Championship - session B		10.50
750 Motor Club 750 Formula Championship		11.10
Demon Tweeks/Yokohama Hot Hatch Championship		11.30
750 Motor Club Formula 4 Championship		11.50
MDS Battery RGB Championship		12.10
Austin 7 Triple Challenge		12.30
RACES		
1: Demon Tweeks/Yokohama Stock Hatch Championship - Heat 1		1.45
2: Demon Tweeks/Yokohama Stock Hatch Championship - Heat 2		2.10
3: 750 Motor Club Locost Championship - Heat		2.35
4: 750 Motor Club 750 Formula Championship		3.00
5: Demon Tweeks/Yokohama Hot Hatch Championship		3.25
6: 750 Motor Club Formula 4 Championship		3.50
7: MDS Battery RGB Championship		4.15
8: Demon Tweeks/Yokohama Stock Hatch Championship - Final		4.40
9: 750 Motor Club Locost Championship - Final		5.05
10: Austin 7 Triple Challenge		5.30

The organisers reserve the right, with the permission of the Stewards of the Meeting and/or the Clerk of Course, to change the order in which events are run and to postpone, cancel or abandon the meeting or any part thereof.



RACE MEETING OFFICIALS

MSA STEWARD

R.Smith

CLERK OF COURSE

J.Floyd

DEPUTY CLERKS

D.Brice

J.Smith

DRIVING STANDARDS

OBSERVERS

A.Jones

CLUB STEWARDS

L.Jones

V.Ayres

TIMEKEEPERS

T.Stevens (Chief)

A.Stevens

F.Baxter

SCRUTINEERS

D.F.D.Smith (Chief)

C.Baker

J.Barlow

I.Brocklesby

R.Dominy

H.Fisher

G.Mills

INCIDENT OFFICER

A.Bennett

CHIEF MARSHAL

P.Harding

CHIEF OBSERVER

P.Stenning

CHIEF MEDICAL OFFICER

TBA

RACE RESCUE UNIT

750 Motor Club

COMMENTATOR

M.Pye

SECRETARY OF THE MEETING

Robin Knight

MARSHALS

750 Motor Club

BMMC

Race 1/2/8 **12 Laps**

Demon Tweeks/Yokohama Stock Hatch Championship

NO	DRIVER	CAR DETAILS	CCS	HOMETOWN	CLUB
2	Glenn Stokes	Peugeot 106 Rallye	1600.	Chafford Hundred	750
5	Carl Townend	Peugeot 106 XSi	1580.	Ecclesfield	750
9	Gordon Macmillan	Peugeot 205 GTi	1580.	Swindon	750
12	Paul Tibbs	Fiesta XR2	1600.	Spalding	750
17	Damian Cottrell	Fiesta XR2	1600.	Bromsgrove	750
20	Peter Felix	Peugeot 106	1600.	Allestree	750
26	Simon Howard	Fiesta XR2	1600.	Norwich	750
29	Dave Balding	Fiesta XR2	1600.	Hadleigh	750
34	Steve Drewery	Suzuki Swift GTi	1300.	Kings Lynn	750
39	Richard Kingsnorth	Peugeot 205 GTi	1600.	Colchester	750
45	Paul Taylor	Peugeot 106 Rallye	1600.	Great Amwell	750
50	Ian Laughton	Fiesta XR2	1597.	Eastbourne	750
58	Martin Boon	Fiesta Si	1400.	Kings Lynn	750
67	Dan Kitchener	Fiesta XR2	1600.	Wickford	750
70	Richard Warner	Fiesta XR2	1600.	Northwich	750
78	Alastair Boulton	Fiesta XR2	1600.	Cheltenham	750
85	David Lewis	Fiesta XR2i	1600.	Aylesbury	750
90	Peter Skinner	Fiesta XR2	1600.	Wiggington	750
96	Gareth Wright	Peugeot XSi	1600.	Wisbech	750
103	Derek Rozier	Fiesta XR2	1600.	Bexley	750
108	Paul Sheehan	Peugeot 106 XSi	1600.	Coundon	750
112	David Drinkwater	Fiesta XR2	1600.	Woking	750
129	Jean-Marc Poulton	Fiesta XR2	1600.	Enfield	750
136	Alan Hassell	Fiesta XR2	1600.	Eastbourne	750

The above drivers are in the 1st Stock Hatch practice session.

From the combined times of all 3 sessions, the slowest 56 will be split alternately into Heats 1 & 2, the remainder going straight into the Final (Race 8).

Spaces on the back of the grid for the Final will be filled, alternately, by the top finishers in the two heats.

Demon Tweeks and Yokohama tyres are the main sponsors for the Stock Hatch Championship, which in its 6th year continues to be one of the most popular saloon car championships in the UK. The use of standard engine & gearbox, a 'control' Yokohama A539 tyre and a weight penalty for leading cars ensures close racing at very affordable cost.

Race 1/2/8 **12 Laps**

Demon Tweaks/Yokohama Stock Hatch Championship

NO	DRIVER	CAR DETAILS	CCS	HOMETOWN	CLUB
3	Pete Morgan	Fiesta XR2i	1600.	Wrexham	750
6	Matt Lewis	Fiesta XR2i	1600.	Leatherhead	750
13	Phil Smith	Vauxhall Nova GTE	1600.	Leicester	750
18	Simon Hunt	Peugeot 205 GTi	1590.	Allestree	750
24	Richard Horsey	Peugeot 205GTi	1600.	East Horsley	750
27	Stewart Nind	Peugeot 205 GTi	1600.	Sittingbourne	750
31	Paul Ashton	Peugeot 205 GTi	1600.	Royton	750
35	Andrew Thorpe	Fiesta XR2	1600.	Ilkley	750
41	John Townshend	Peugeot 205 GTi	1600.	Colchester	750
46	Darren Blumson	Peugeot 205 GTi	1580.	Reigate	750
54	Michael Wright	Fiesta XR2	1600.	Winslow	750
59	Richard Herbert	Fiesta XR2	1600.	Cheddington	750
68	Phil Law	Fiesta XR2	1600.	Botley	750
72	Paul Johnson	Suzuki Swift GTi	1298.	Gt Yarmouth	750
79	Gary Parkes	Fiesta XR2	1597.	Lincoln	750
87	Chris Cody	Citroen Saxo VTR	1600.	Winchmore Hill	750
98	Ian Oakes	Vauxhall Nova GTE	1600.	Bletchley	750
104	John Heming	Nova GTE	1600.	Torquay	750
109	Tom Blamire	Peugeot 106 XSi	1600.	Gnosall	750
120	James Gardiner	Peugeot 205 GTi	1580.	Findern	750
132	Conal O'Neill	Ford Fiesta	1600.	Solihull	750
137	Dean Pepperrell	Fiesta XR2	1600.	Ashford	750

The above drivers are in the 2nd Stock Hatch practice session.

750 Motor Club Stock Hatch Championship 2003

Points	Driver	Points	Driver
1st	<i>490 Paul Taylor</i>	4th	<i>432 Darren Blumson</i>
2nd	<i>486 Carl Townend</i>	5th	<i>427 Pete Morgan</i>
3rd	<i>446 Peter Felix</i>	6th	<i>407 Simon Hunt</i>

Demon Tweaks and Yokohama tyres are the main sponsors for the Stock Hatch Championship, which in its 6th year continues to be one of the most popular saloon car championships in the UK. The use of standard engine & gearbox, a 'control' Yokohama A539 tyre and a weight penalty for leading cars ensures close racing at very affordable cost.

Race 1/2/8 12 Laps

Demon Tweeks/Yokohama Stock Hatch Championship

NO	DRIVER	CAR DETAILS	CCS	HOMETOWN	CLUB
4	Hilary Howlett	Peugeot 106 XSi	1587.	Dereham	750
7	Paul McMillan	Citroen Saxo	1600.	Wisbech	750
11	Craig Shepherd	Fiesta XR2	1600.	Braintree	750
15	Tyson Lamp	Suzuki Swift GTi	1300.	Dursley	750
19	Andy Clarkson	Fiesta XR2	1600.	Tring	750
25	Matt Urlwin	Fiesta XR2	1600.	Leighton Buzzard	750
28	Kevin Hatch	Fiesta XR2	1600.	Salisbury	750
33	Jonathan Howes	Fiesta XR2	1600.	Norwich	750
37	Stephen Forster	Citroen Saxo VTR	1600.	Brymbo	750
42	Roger Neep	Peugeot 205 GTi	1580.	London	750
47	John Munday	Peugeot 205 GTi	1600.	Harrow	750
57	Dave Wright	Peugeot 205 GTi	1600.	Sittingbourne	750
65	Terry Roughton	Peugeot 205 GTi	1580.	Wisbech	750
69	Tim Harradine	Fiesta XR2i	1600.	Royston	750
77	Craig Emmerson	Nova GTE	1596.	Loughborough	750
84	William Hornsey	Peugeot GTi	1600.	Harrogate	750
88	James Marshall	Fiesta XR2i	1600.	Warwick	750
95	Trevor Corteil	Fiesta XR2	1600.	Hersham	750
102	Mark Alden	Peugeot 106 XSi	1600.	Manchester	750
107	Andrew Muggeridge	Peugeot 205 GTi	1600.	Wokingham	750
110	Noel Maffitt	Peugeot 205 GTi	1600.	Sutton Coldfield	750
119	Simon Laidlaw	Fiesta XR2	1600.	Streatham Hill	750
125	Maurice Hayden	Citroen Saxo	1600.	Wisbech	750
133	Stuart Pearson	Escort XR3i	1600.	Wooldale	750

The above drivers are in the 3rd Stock Hatch practice session.

From the combined times of all 3 sessions, the slowest 56 will be split alternately into Heats 1 & 2, the remainder going straight into the Final (Race 8).

Spaces on the back of the grid for the Final will be filled, alternately, by the top finishers in the two heats.

Demon Tweeks and Yokohama tyres are the main sponsors for the Stock Hatch Championship, which in its 6th year continues to be one of the most popular saloon car championships in the UK. The use of standard engine & gearbox, a 'control' Yokohama A539 tyre and a weight penalty for leading cars ensures close racing at very affordable cost.

Race 2/9**12 Laps****750 Motor Club Locost Championship**

No	DRIVER	CAR DETAILS	CCS	HOMETOWN	CLUB
8	Simon Read	Locost	1300.	Ely	750
11	Tim Gray	Locost	1300.	Trowell	750
20	Mark Benson	Locost	1300.	Marlborough	750
24	Danny Cassar	Locost	1300.	East Ham	750
27	Andrew Henriette	Locost	1300.	Hanwell	750
30	Derek Linley	Locost	1300.	Huddersfield	750
35	Chris Bartlett	Locost	1300.	Dudley	750
37	Kevin Lucas	Locost	1300.	Ilkeston	750
40	David Foers	Locost	1300.	Leamington Spa	750
42	Paul Bryant	Locost	1300.	Taunton	750
44	Matt Cherrington	Locost	1300.	Melksham	750
48	Ian McLaughlin	Locost	1300.	Worksop	750
56	Phil Shaw	Locost	1300.	Winchmore Hill	750
61	Chris Mumford	Locost	1300.	Redditch	750
67	John Ballentyne	Locost	1300.	Colchester	750
69	Daniel Lee Stevens	Locost	1300.	Flimwell	750
74	Steve Cullis	Locost	1300.	Markyate	750
76	Simon Hunter	Locost	1300.	Northampton	750
78	Andrew Monk	Locost	1300.	Kettering	750
80	Paul Cooper	Locost	1300.	Nr Cannock	750
88	Nik Tarry	Locost	1300.	Southampton	750
99	Stuart James	Locost	1300.	Reading	750

The above drivers are in the 1st Locost practice session; those on the next page are in the 2nd session.

From the combined times of the 2 sessions, the slowest 28 will go into the Heat (Race 2), the remainder going straight into the Final (Race 9).

Spaces on the back of the grid for the Final will be filled by the top finishers in the heat.

The 750 Motor Club Locost Championship is for cars built to the same basic design and using a standard Ford 1300 cc x flow engine, gearbox and many other standard components. Designed to ensure close racing and encourage new drivers into club racing at sensible cost levels the championship has now expanded to a point where 2 grids are necessary at some meetings .

Race 2/9**12 Laps****750 Motor Club Locost Championship**

No	DRIVER	CAR DETAILS	CCS	HOMETOWN	CLUB
7	Andrew Crapnell	Locost	1300.	Bradford On Avon	750
10	Malcolm Mitten	Locost	1300.	Little Staughton	750
19	Erik Fairbairn	Locost	1300.	Wickford	750
21	David Canham	Locost	1300.	Hertford Heath	750
26	Dominic O'Donnell	Locost	1300.	Wirral	750
28	David Black	Locost	1300.	Gt Barr	750
34	Robert Fitter	Locost	1300.	Horsham	750
36	Mark Glover	Locost	1300.	Ashton on Trent	750
39	Colin Beckwith	Locost	1300.	High Wycombe	750
41	Brett Townsend	Locost	1300.	Leamington Spa	750
43	Darren Shephard	Locost	1300.	Tirley	750
47	Robert Palin	Locost	1300.	Nuneaton	750
49	David Brailey	Locost	1300.	Norwich	750
53	Mathew Gilmour	Locost	1300.	Erdington	750
60	Alan Meaker	Locost	1300.	Wellingborough	750
62	Brian Mitcham	Locost	1300.	Bury St Edmunds	750
68	Tom Ballentyne	Locost	1300.	Colchester	750
71	Richard Brown	Locost	1300.	Uxbridge	750
75	Fred Wheeler	Locost	1300.	Port Talbot	750
77	Martin Gambling	Locost	1300.	Leamington Spa	750
79	Gavin Parkes	Locost	1300.	Hailsham	750
81	James Kmiecik	Locost	1300.	Grantham	750

750 Motor Club Locost Championship 2003

Points	Driver	Points	Driver
1st 202	<i>Tim Gray</i>	4th 88	<i>Andrew Crapnell</i>
2nd 126	<i>Daniel Lee Stevens</i>	5th 83	<i>Brett Townsend</i>
3rd 107	<i>Brian Mitcham</i>	6th 81	<i>James Harris</i>

The 750 Motor Club Locost Championship is for cars built to the same basic design and using a standard Ford 1300 cc x flow engine, gearbox and many other standard components. Designed to ensure close racing and encourage new drivers into club racing at sensible cost levels the championship has now expanded to a point where 2 grids are necessary at some meetings .

Race 4

12 Laps

750 MC 750 Formula Championship

Nº	CLS	DRIVER	CAR DETAILS	CCS	HOMETOWN	CLUB
2		Antony Raine	Centaur Mk16	850.	Verwood	750
3		Peter Bove	Darvi 88/P	1108.	Essendon	750
4		Bob Simpson	SS Reliant	850.	West Drayton	750
8	B	Will Johnston	Centaur Mk 16	850.	Poole	750
10	B	Bill Rutter	Darvi Mk 5B6	850.	Ravensden	750
14		Rodney Hill	Mystic T4/2T	1108.	Ashby De La Zouch	750
16		Dave Robson	SDAR/83	850.	Ashbourne	750
19	B	Dick Hartle	Ingham 3 GT	850.	Meopham	750
21	B	Ian Allen	Hague 81	850.	Deeping St Nicholas	750
22	B	Chris Isaacs	Snipe	850.	Romford	750
23	B	David Bass	Time 3B	850.	Redbourne	750
25	B	Paul Collins	Centaur Mk 16	850.	Bedford	750
27	B	Sue Buxton	Darvi Mk5/97	850.	West Malling	750
29	B	Max Hamlet	Trisstesse	850.	Southampton	750
31	B	Sean Graham	Myatt Marrow	850.	Gosport	750
39	B	Andrew Gent	Darvi 88/2	850.	Knutsford	750
42	B	Martin Kemp	Darvi Mk6	1108.	Aldershot	750
55	B	Roger Rowe	Centaur Mk20	1108.	Kidderminster	750

750 Motor Club 750 Formula Championship 2003

	Points	Driver		Points	Driver
1st	135	Bob Simpson	4th	120	Peter Bove
2nd	130	Will Johnston	5th	84	Pete Knipe
3rd	127	Antony Raine	6th	72	Paul Morris



750 Formula is for lightweight two-seater sports racing cars and was originally introduced by the 750 MC in 1949, as its first racing formula. The regulations provide ample scope for the budding amateur to design and build his own car, and to develop his skills in chassis / suspension design and engine tuning within carefully controlled limits; alternatively there are often suitable cars available for sale from within the formula.

Race 5 **12 Laps**

Demon Tweeks/Yokohama Hot Hatch Championship

No	CLS	DRIVER	CAR DETAILS	CCS	HOMETOWN	CLUB
3	A	Andy Fells	Fiesta XR2	1600.	Basildon	750
5	A	Mark Cunningham	Fiesta Sport	1600.	Southwater	750
15	A	Barrie Culley	Fiesta XR2	1600.	Thatcham	750
16	A	Martyn Culley	Fiesta XR2	1600.	Basingstoke	750
22	C	Wayne Bailey	Peugeot 205 GTi	1600.	Iver	750
38	A	Graham Palmer	Peugeot 205 GTi	1600.	Hove	750
40	A	Simon Handy	Peugeot 205 GTi	1900.	Redditch	750
48	A	Carl Lawrence	Astra GSi	2000.	Grimsby	750
56	A	Robert Horner	Fiesta XR2	1600.	Buckingham	750
64	A	Mike Webb	Escort RS2000	2000.	Brighton	750
68	A	Andrew Wood	Ford Fiesta	1600.	Eastleigh	750
84	B	Mark Bush	Metro GTi	1400.	Milton Keynes	750
88	A	Simon Harvey	Peugeot 306 GTi	2000.	New Haw	750
97	B	Andy McLennan	Suzuki Swift	1300.	London Colney	750

750 Motor Club Hot Hatch Championship 2003

	Points	Class	Driver	Points	Class	Driver
1st	130	A	Andy Fells	4th	77	A Martyn Culley
2nd	86	C	Pete Morgan	5th	76	A Mark Cunningham
3rd	80	B	Andy McLennan	6th	63	A Lee Reynolds

Demon Tweeks and Yokohama tyres are the main sponsors for this year's Hot Hatch Championship which attracts a wide range of popular hatchback cars of up to 2000cc. Cars are allowed engine and suspension modifications, standard pattern brakes and all must use the Yokohama A032R 'control' tyre. This together with a weight penalty for leading cars ensures close racing without excessive budgets.

Race 6

15 Laps

750 Motor Club Formula 4 Championship

No	DRIVER	CAR DETAILS	CCS	HOMETOWN	CLUB
1	B Erwin Smiech	Van Diemen RF82	2000.	Lincoln	750
3	A Damon Bland	Van Diemen	1600.	Teddington	750
9	A David Longstaff	RM03	1137.	Misterton	750
10	A Barry Pritchard	Van Diemen	1800.	Attleborough	750
11	D Matt Payne	Mygale SJ2000	1800.	Eastwood	750
14	D Ian Pratt	Mygale SJ	1800.	Malaga	750
20	A Adrian Kidd	Van Diemen	1800.	Attleborough	750
23	C Quentin Fulljames - Curtis	Royale RP30	2000.	Alton	750
24	A John Carding	Speads RM02	1123.	Leek	750
33	D Malcolm Scott	Van Diemen	1800.	Upminster	750
38	D Nathan Sturdgess	Mygale 00 Zetec	1800.	Hickling	750
44	A Clive Yorath	Magnum	1600.	Cheltenham	750
45	D Ashley Edwards	Van Diemen RF2000	1800.	Malmesbury	750
68	D Peter Allen	Van Diemen RF95Z	1800.	Brentwood	750
80	A Peter Monk	Lotus FVL	1600.	Woodbridge	750
83	A Lee Atkins	Mygale US99/00	1600.	Goldalming	750
91	A David Healey	Delta T92	1600.	Norton	750
98	A Kelvin Laidlaw	Van Dieman FR93	1600.	Worcester	750

750 Motor Club F4 Championship 2003 (Zetec class)

	Points	Class	Driver	Points	Class	Driver
1st	197	D	Ashley Edwards	4th	141	D John Moore
2nd	147	D	Nathan Sturdgess	5th	117	D Ian Pratt
3rd	142	D	Peter Allen	6th	86	D Malcolm Scott

750 Motor Club Formula 4 Championship 2003

	Points	Class	Driver	Points	Class	Driver
1st	138	A	Damon Bland	4th	94	A Lee Atkins
2nd	102	A	John Woodward	5th	93	A John Carding
3rd	95	B	Nick Barnett	6th	85	A Erwin Smiech

The 750 Motor Club Formula 4 Championship provides the technical sophistication of slicks and wings in an affordable single seater championship. Class A allows any design of chassis powered by the 1600 CVH, 1800 Zetec or Honda Blackbird engine. Class B is for FF2000 cars, class C for pre Dec '80, running to the former FF2000 regulations and Class D is for pre 2001 Formula Ford Zetec cars.

Race 7**12 Laps****MDS Battery - RGB Championship**

	No	CLS	DRIVER	CAR DETAILS	CCS	HOMETOWN	CLUB	
Res 1	2	D	Tim Harmer	Genesis Evo	1200.	Bradford	750	
	4	C	Peter Hurst	Locoblade	918.	Halesworth	750	
	5	C	Matthew Rowe	Westfield Megablade	919.	Ilminster	750	
	6	C	Gordon Griffin	Fisher Fury	919.	Sanderstead	750	
	7	C	Mark Falco	Fisher Fury	929.	Billericay	750	
	8	B	Pete Harrison	Triton Challenger	995.	South Wirral	750	
	11	C	Mike Field	Fisher Fury	919.	London	750	
	14	C	Andrew Drake	Westfield SE	929.	East Aberthow	750	
	15	B	Tom Barnard	Tiger B6	900.	Harpham	750	
	17	A	Dave Jones	Tiger B6	1200.	Northampton	750	
	18	C	Graham Hills	Fisher Fury	919.	Teddington	750	
	19	C	Darcy Smith	Phoenix	893.	Sandford	750	
	21	C	Stephen Dean	Fisher Fury	900.	Cranbrook	750	
	24	C	Paul Haynes	Fisher Fury	919.	Spaldwick	750	
	Res 5	26	B	Alan Bushell	Tiger B6	1000.	Norwich	750
		27	C	Martin Brooks	Stuart Taylor Phoenix	919.	Teddington	750
		28	C	David Chapman	Fisher Fury	919.	Diss	750
		32	C	Phil Greenway	Sylva Phoenix	919.	Ashton	750
		33	B	Mark Farthing	Caterham Fireblade	919.	Steyning	750
Res 4	34	A	James Johnson	Tiger Avon	1199.	Corsham	750	
	36	C	Charlie Gregory	Fisher Fury	919.	Upper Hartfield	750	
	38	C	Ian Gray	Stuart Taylor Phoenix	919.	Ilkeston	750	
	39	C	Andy Lamport	Fisher Fury Spyder	912.	Hook	750	
	41	A	John Stewart	Fisher Fury	1300.	Hazlemere	750	
	42	A	Dan Bromilow	Fisher Fury	1100.	London	750	
Res 2	48	A	Dennis Cheetham	Fury	1137.	Frodsham	750	
Res 3	50	C	Matt Roberts	Luego Locoblade	919.	Ely	750	
	51	A	Andy Charsley	Fisher Fury	1300.	Bromley	750	
	52	C	Gordon Milner	Fisher Fury	929.	Dallington Green	750	
	54	A	Phil Alcock	Stuart Taylor Ninja	899.	Sth Kilworth	750	
	56	C	Chris Suckling	Stuart Taylor Phoenix	919.	Grimsby	750	
	60	A	Andy Sterling	Dax Rush	1300.	Brockenhurst	750	
	Res 6	65	B	Peter Isherwood	MK Indy	919.	Edgworth	750
99		C	Steve Kelsey	MK Locost	919.	Stourbridge	750	

The nominated reserves will practice and fill any spaces which become available.

First introduced in 2001, the 750 Motor Club's RGB Championship is for two-seater cars which must be road legal and capable of passing an MOT. Cars may be constructed specifically for the series or may be one of the many motorcycle engine cars currently available from a wide range of kit car manufacturers. The engines must be series-production four-stroke units and may not be modified from standard; they run in four classes; standard Fireblade engine kit cars (class C), up to 135 bhp (class B), 136 to 180 bhp (class A) and rear-engined cars (class D). The Championship is sponsored by MDS Battery Ltd - see their advert on the inside front page for full information.

Race 10

10 Laps

Historic Austin 7 Triple Challenge

No	Driver	Car Details	ccs	Hometown	Club
2	Roger Windley	Austin 7 Special	747.	Tattershall	750
7	Geoffrey Brandon	A7 Sports Special	748.	Harleston	A7TC
8	David Brand	Austin 7	750.	Chesham	A7TC
10	Graham Goode	Austin 7 Special	748.	Ruislip	A7TC
11	Locky McKenzie	Austin 7 Special	747.	Rudgwick	A7TC
12	Nick Allen	Austin 7 Ulster	749.	Elmore	A7TC
14	Clive Bergman	Austin 7	750.	Farnham	A7TC
15	Alistair Frayling-Cork	Austin 7 Special	747.	Reading	A7TC
17	Derek Jones	A7 Speedex	805.	Worcester	A7TC
18	Graham Chambers	Austin 7 Rivet	747.	Canterbury	A7TC
19	David Asplin	Austin Ulster	747.	Walsall	A7TC
20	Darrell Woods	Austin 7 Ulster	750.	Reading	A7TC
21	M Cane Soothill	Austin 7 Special	747.	Heath	A7TC
22	N Powell	Austin Seven	750.	London	A7TC
23	Frank Tiedeman	Austin Ulster	750.	Cheltenham	A7TC
24	Terry Rowing	Austin 7	747.	Colchester	750
26	Keith Whitby	Austin 7 Mason	749.	St Neots	750
28	Alastair Boyes	Austin 7 Special	747.	Rugby	A7TC
30	Tim Myall	Austin 7	797.	Crowborough	A7TC
31	Reg Nice	Austin Ulster	747.	Abbots Langley	A7TC
40	John Skeavington	Austin Ulster	750.	Sutton Bonington	A7TC

Sponsored by
Rawson & Rawson Motorsport
Vintage Racecar Specialists
www.rawsonmotorsport.com

Austin Sevens first raced in 1923. Bill Boddy kicked off the **Seven Fifty Motor Club** in 1939 and the first Austin 7 race (Formula 750) took place at Silverstone in 1950. Raceworthy components became scarce and Austin 7 racing declined during the late 1970's. The **Austin 7 Triple Challenge** is held in celebration of those pioneering days. Thanks to the support of the **Seven Fifty Motor Club**, Austin 7 racers from all eras are once again on the track displaying the traditional spirit of friendly, but resolute, competition. Handicap results are calculated after the finish by applying a performance-related allowance to each car.

Marshalling

As an active alternative to competing, you could become one of the hundreds of hardy souls who clad themselves in orange overalls each weekend, to carry out the variety of jobs essential to the safe running of an event. It's a serious undertaking and can get you very close to the action at times.

Course, Incident, Flag, Observer, Pits, Paddock, Assembly, Race Rescue Unit - all these basically come under the umbrella of marshalling. However, you don't just come along and do whatever job you fancy on the day; there is a lot more to it than that. Those with no experience start as Trainees and will be placed with experienced marshals at whatever position they are allocated. Training days are available, ranging from fire-fighting, incident handling, use and knowledge of the many flags through to, after years of experience, becoming Examining Observer or Specialist.

The 750 Motor Club looks after its Marshals, realising only too well that they are all volunteers and it has a Sponsorship Scheme to assist new marshals to buy the necessary kit (overalls, wet weather gear etc) or to help with their replacement; this funding uniquely comes directly from the 750 Motor Club competitors by way of donations to our Marshals Fund.

With its 28 race days, plus Sprints, Trials, the Formula Student event, the Shell Eco-Marathon and the London-to-Brighton run, the 750 Motor Club has lots to offer to both new or experienced Marshals.


For more information about Marshalling (remembering that Novice drivers can get a licence-upgrading signature for doing just one day's marshalling), please contact the Club's Chief Marshal:-

Pete Harding

07802 505588

or

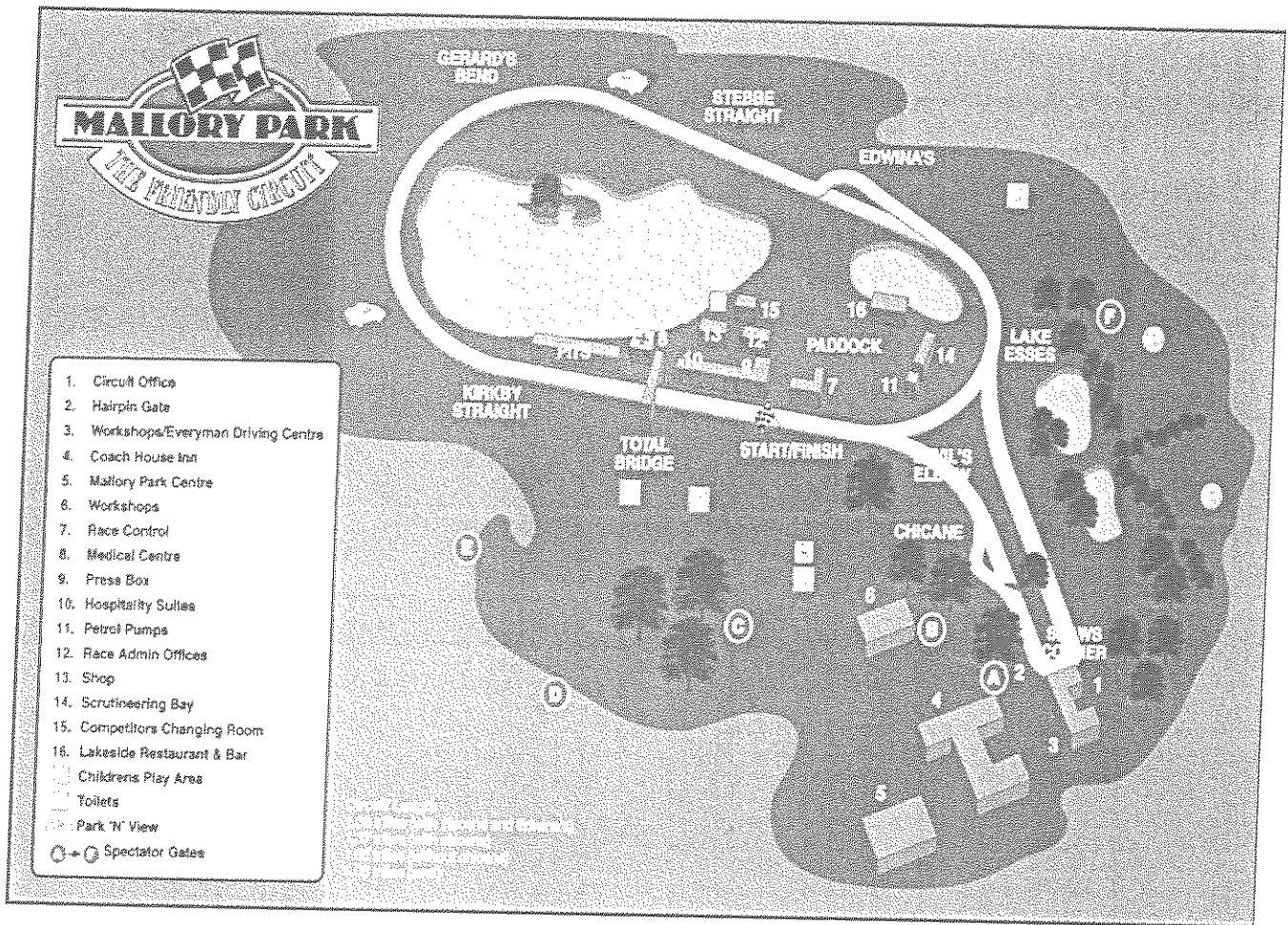
01206 502064



Mallory Park Circuit

Lap Records - 1.35 mile circuit

<i>Formula</i>	Class	Name	Time	Speed	Date
<i>750 Formula</i>		P. Myatt	0:52.2	93.1	27/10/91
<i>750 Trophy</i>	A	Mark Roper	1:09.14	70.29	06/08/00
	B	Graham Goode	1:08.7	70.74	06/06/99
	C	Nige Cowley	0:59.043	82.31	31/10/99
	E	Kerry Horan	1:04.11	75.8	06/08/00
<i>Formula 4</i>	A	Bob Davis	0:46.15	105.3	07/05/89
	B	Martin Wood	0:45.15	107.6	08/04/90
	C	Graham Willcox	0:48.39	100.43	23/03/97
	D	John Moore	0:49.440	98.3	30/09/01
<i>Formula Vee</i>		Jeremy Clark	0:50.87	95.53	22/03/98
<i>Kit Cars</i>	A	Matthew Lewis	0:51.337	94.66	30/09/01
	B	Simon Childs	0:51.467	94.42	30/09/01
<i>RGB</i>	A	James Bickley	0:49.427	98.33	03/06/01
	B	Martin Brooks	0:51.145	95.02	03/06/01
	C	TBE	-	-	-
	D	TBE	-	-	-
<i>Roadsports</i>	A	Phil Gladman	0:51.324	94.69	31/10/99
	B	Ian Jones	0:53.1	91.53	27/03/95
	C	Kevin Ginger	0:55.43	87.67	31/05/98
<i>Caterhams</i>	A	Keith Dunn	0:49.96	97.27	28/03/99
	B	David Litchfield	0:52.509	92.55	10/03/02
	C	James Harvey	0:54.63	88.96	31/05/98
<i>Hot Hatch</i>	A	Guy Foulger	0:53.841	90.27	11/03/01
	B	Andy McLennan	0:54.51	88.67	09/03/03
	C	Tony Scarlett	0:55.13	88.16	09/03/03
<i>Stock Hatch</i>		Tony Scarlett	0:56.82	85.53	09/03/03
<i>Locost</i>		David Garthwaite	0:57.880	83.97	11/03/01



MALLORY PARK LAP SPEED TABLE - 1.35 mile Circuit

Time in Secs	MPH	Time in Secs	MPH	Time in Secs	MPH	Time in Secs	MPH	Time in Secs	MPH
45.00	108.00	49.20	98.78	53.40	91.01	57.60	84.38	61.80	78.64
45.20	107.52	49.40	98.38	53.60	90.67	57.80	84.08	62.00	78.39
45.40	107.05	49.60	97.98	53.80	90.33	58.00	83.79	62.20	78.14
45.60	106.58	49.80	97.59	54.00	90.00	58.20	83.51	62.40	77.88
45.80	106.11	50.00	97.20	54.20	89.67	58.40	83.22	62.60	77.64
46.00	105.65	50.20	96.81	54.40	89.34	58.60	82.94	62.80	77.39
46.20	105.19	50.40	96.43	54.60	89.01	58.80	82.65	63.00	77.14
46.40	104.74	50.60	96.05	54.80	88.69	59.00	82.37	63.20	76.90
46.60	104.29	50.80	95.67	55.00	88.36	59.20	82.09	63.40	76.66
46.80	103.85	51.00	95.29	55.20	88.04	59.40	81.82	63.60	76.42
47.00	103.40	51.20	94.92	55.40	87.73	59.60	81.54	63.80	76.18
47.20	102.97	51.40	94.55	55.60	87.41	59.80	81.27	64.00	75.94
47.40	102.53	51.60	94.19	55.80	87.10	60.00	81.00	64.20	75.70
47.60	102.10	51.80	93.82	56.00	86.79	60.20	80.73	64.40	75.47
47.80	101.67	52.00	93.46	56.20	86.48	60.40	80.46	64.60	75.23
48.00	101.25	52.20	93.10	56.40	86.17	60.60	80.20	64.80	75.00
48.20	100.83	52.40	92.75	56.60	85.87	60.80	79.93	65.00	74.77
48.40	100.41	52.60	92.40	56.80	85.56	61.00	79.67	65.20	74.54
48.60	100.00	52.80	92.05	57.00	85.26	61.20	79.41	65.40	74.31
48.80	99.59	53.00	91.70	57.20	84.97	61.40	79.15	65.60	74.09
49.00	99.18	53.20	91.35	57.40	84.67	61.60	78.90	65.80	73.86



Demon Tweeks/Yokohama Stock Hatch

Provisional Results - Race 1 - Heat 1

Pl	No	Cl	Name	Car	Laps	Time	Behind	MPH	Best Lap on	MPH
1	46	SH	Darren BLUMSON	Peugeot 205 GTi	12	11:49.97		82.14	57.99	2 83.81
2	109	SH	Tom BLAMIRE	Peugeot 106 XSi	12	11:50.68	0.71	82.06	58.00	2 83.79
3	65	SH	Terry ROUGHTON	Citroen Saxo	12	11:55.21	5.24	81.54	58.27	2 83.40
4	26	SH	Simon HOWARD	Fiesta XR2	12	11:57.33	7.36	81.30	58.45	6 83.15
5	50	SH	Ian LAUGHTON	Fiesta XR2	12	11:57.56	7.59	81.28	58.85	2 82.58
6	133	SH	Stuart PEARSON	Ford Escort XR3i	12	12:01.46	11.49	80.84	58.77	5 82.70
7	98	SH	Ian OAKES	Vauxhall Nova GTE	12	12:06.43	16.46	80.28	59.19	2 82.11
8	110	SH	Noel MOFFITT	Peugeot 205 GTi	12	12:08.28	18.31	80.08	59.77	6 81.31
9	27	SH	Stewart NIND	Peugeot 205 GTi	12	12:11.11	21.14	79.77	59.34	6 81.90
10	58	SH	Martin BOON	Fiesta Si	12	12:13.83	23.86	79.47	59.86	6 81.19
11	19	SH	Andy CLARKSON	Fiesta XR2	12	12:18.62	28.65	78.96	1:00.26	9 80.65
12	107	SH	Andrew MUGGERIDGE	Peugeot 205 GTi	12	12:20.96	30.99	78.71	1:00.21	8 80.72
13	15	SH	Tyson LAMP	Suzuki Swift GTi	12	12:22.47	32.50	78.55	59.72	10 81.38
14	120	SH	James GARDINER	Peugeot 205 GTi	12	12:23.53	33.56	78.44	1:00.57	11 80.24
15	17	SH	Damian COTTRELL	Fiesta XR2	12	12:27.33	37.36	78.04	59.87	6 81.18
16	57	SH	Dave WRIGHT	Peugeot 205 GTi	12	12:33.03	43.06	77.45	1:01.25	10 79.35
17	77	SH	Craig EMMERSON	Nova GTE	12	12:47.39	57.42	76.00	1:02.02	8 78.36
18	119	SH	Simon LAIDLAW	Fiesta XR2	12	12:56.47	1:06.50	75.11	1:02.12	5 78.24
19	134	SH	Andy SLINGER	Peugeot 106 XSi	11	12:04.99	1 Lap	73.74	1:02.35	5 77.95
Not-Classified										
112	SH		David DRINKWATER	Fiesta XR2	9	9:27.92	DNF	77.02	59.26	3 82.01
29	SH		Dave BALDING	Fiesta XR2	8	8:13.15	DNF	78.84	58.69	6 82.81
79	SH		Gary PARKES	Fiesta XR2	8	8:16.67	DNF	78.28	59.65	5 81.48
47	SH		John MUNDAY	Peugeot 205 GTi	2	2:09.55	DNF	75.03	59.21	2 82.08
Exclusions										
104	SH		John HEMMING	Nova GTE				J16.3.F - Overtaking under yellow flag		
Non-Starters										
136	SH		Alan HASSELL	Fiesta XR2						
24	SH		Richard HORSEY	Peugeot 205 GTi						
31	SH		Paul ASHTON	Peugeot 205 GTi						
84	SH		William HORNSEY	Peugeot 205GTi						
Fastest Lap										
46	SH		Darren BLUMSON	Peugeot 205 GTi				57.99	2	83.81

Start Time : 13:48

Mallory Park

10 Aug 03 14:37

Clerk of Course:

[Signature] 19.40

Time Issued:

Chief Timekeeper:

[Signature]

THESE RESULTS REMAIN PROVISIONAL FOR A MINIMUM OF 30 MINUTES FROM THE TIME OF ISSUE



Demon Tweeks/Yokohama Stock Hatch Provisional Results - Race 2 - Heat 2

Pl	No	Cl	Name	Car	Laps	Time	Behind	MPH	Best Lap on	MPH
1	18	SH	Simon HUNT	Peugeot 205 GTi	12	11:53.25		81.77	58.29	9 83.38
2	42	SH	Roger NEEP	Peugeot 205 GTi	12	11:55.63	2.38	81.49	58.47	6 83.12
3	3	SH	Pete MORGAN	Fiesta XR2	12	11:56.78	3.53	81.36	58.65	9 82.86
4	87	SH	Chris CODY	Citroen Saxo VTR	12	11:57.00	3.75	81.34	58.65	7 82.86
5	102	SH	Mark ALDEN	Peugeot 106 XSi	12	11:57.46	4.21	81.29	58.50	7 83.08
6	90	SH	Peter SKINNER	Fiesta XR2	12	11:58.99	5.74	81.11	58.58	9 82.96
7	108	SH	Paul SHEEHAN	Peugeot 106 XSi	12	11:59.77	6.52	81.03	58.60	10 82.94
8	28	SH	Kevin HATCH	Fiesta XR2	12	11:59.93	6.68	81.01	58.74	10 82.74
9	88	SH	James MARSHALL	Fiesta XR2i	12	12:05.24	11.99	80.41	59.16	9 82.15
10	37	SH	Stephen FORSTER	Citroen Saxo	12	12:07.13	13.88	80.21	58.50	11 83.08
11	72	SH	Paul JOHNSON	Suzuki Swift GTi	12	12:08.26	15.01	80.08	58.58	8 82.96
12	25	SH	Matt URLWIN	Fiesta XR2	12	12:18.30	25.05	78.99	1:00.32	9 80.57
13	33	SH	Jonathan HOWES	Fiesta XR2	12	12:23.10	29.85	78.48	59.44	5 81.76
14	68	SH	Phil LAW	Fiesta XR2	12	12:23.93	30.68	78.39	1:00.36	9 80.52
15	41	SH	John TOWNSHEND	Peugeot 205 GTi	12	12:25.08	31.83	78.27	1:00.06	9 80.92
16	103	SH	Derek ROZIER	Fiesta XR2	12	12:27.49	34.24	78.02	1:00.45	5 80.40
17	137	SH	Dean PEPPERRELL	Fiesta XR2	12	12:28.28	35.03	77.94	1:00.93	2 79.76
18	35	SH	Andrew THORPE	Fiesta XR2	12	12:30.97	37.72	77.66	1:00.22	9 80.70
19	70	SH	Richard WARNER	Fiesta XR2	12	12:40.36	47.11	76.70	1:01.22	7 79.39
20	132	SH	Conal O'NEILL	Fiesta	12	12:54.83	1:01.58	75.27	1:02.72	4 77.49
21	59	SH	Richard HERBERT	Fiesta XR2	11	11:57.97	1 Lap	74.46	1:01.74	9 78.72
22	54	SH	Michael WRIGHT	Fiesta XR2	11	12:00.93	1 Lap	74.15	1:02.06	6 78.31
23	129	SH	Jean-Marc POULTON	Fiesta XR2	11	12:35.26	1 Lap	70.78	1:05.21	4 74.53
24	67	SH	Dan KITCHENER	Fiesta XR2	10	12:17.58	2 Laps	65.89	1:09.04	4 70.39

Non-Starters

125	SH	Maurice HAYDEN	Citroen Saxo
13	SH	Phil SMITH	Vauxhall Nova GTE
69	SH	Tim HARRADINE	Fiesta XR2i
85	SH	David LEWIS	Fiesta XR2i

Fastest Lap

18	SH	Simon HUNT	Peugeot 205 GTi	58.29	9	83.38
----	----	------------	-----------------	-------	---	-------

Start Time : 14:10

Mallory Park

10 Aug 03 14:24

Clerk of Course:  14.33	Time Issued:	Chief Timekeeper: 
---	--------------	--

THESE RESULTS REMAIN PROVISIONAL FOR A MINIMUM OF 30 MINUTES FROM THE TIME OF ISSUE



750 Motor Club Locost

Provisional Results - Race 3 - Heat

Pl	No	Cl	Name	Car	Laps	Time	Behind	MPH	Best Lap on	MPH
1	69	LC	Daniel LEE STEVENS	Locost	10	11:17.71		71.71	1:05.01	7 74.76
2	24	LC	Danny CASSAR	Locost	10	11:32.29	14.58	70.20	1:05.85	8 73.80
3	21	LC	David CANHAM	Locost	10	11:32.32	14.61	70.20	1:06.13	6 73.49
4	80	LC	Paul COOPER	Locost	10	11:35.48	17.77	69.88	1:05.98	8 73.66
5	8	LC	Simon READ	Locost	10	11:36.75	19.04	69.75	1:06.29	8 73.31
6	47	LC	Robert PALIN	Locost	10	11:44.88	27.17	68.95	1:07.45	5 72.05
7	77	LC	Martin GAMBLING	Locost	10	11:46.50	28.79	68.79	1:08.74	5 70.70
8	40	LC	David FOERS	Locost	10	11:54.63	36.92	68.01	1:07.91	6 71.57
9	81	LC	James KMIECIAK	Locost	10	11:59.60	41.89	67.54	1:07.37	5 72.14
10	76	LC	Simon HUNTER	Locost	10	12:03.70	45.99	67.15	1:08.54	9 70.91
11	10	LC	Malcolm MITTON	Locost	10	12:05.06	47.35	67.03	1:10.14	8 69.29
12	74	LC	Steve CULLIS	Locost	10	12:05.58	47.87	66.98	1:10.19	7 69.24
13	56	LC	Phil SHAW	Locost	10	12:06.06	48.35	66.94	1:08.88	8 70.56
14	75	LC	Fred WHEELER	Locost	10	12:10.43	52.72	66.54	1:08.90	10 70.54
15	28	LC	David BLACK	Locost	10	12:13.75	56.04	66.24	1:08.74	10 70.70
16	36	LC	Mark GLOVER	Locost	10	12:14.99	57.28	66.12	1:09.73	10 69.70
17	61	LC	Chris MUMFORD	Locost	10	12:17.64	59.93	65.89	1:09.68	5 69.75
18	79	LC	Gavin PARKES	Locost	10	12:26.68	1:08.97	65.09	1:09.30	9 70.13
19	20	LC	Mark BENSON	Locost	9	11:23.00	1 Lap	64.04	1:10.04	5 69.39
20	23	LC	John TIMEWELL	Locost	9	11:45.91	1 Lap	61.96	1:14.43	6 65.30
<u>Not-Classified</u>										
26	LC		Dominic O'DONNELL	Locost	8	9:44.59	DNF	66.51	1:09.22	7 70.21
35	LC		Chris BARTLETT	Locost	7	8:39.09	DNF	65.54	1:09.79	6 69.64
<u>Non-Starters</u>										
27	LC		Andrew HENRIETTE	Locost						
30	LC		Derek LINLEY	Locost						
43	LC		Darren SHEPHARD	Locost						
48	LC		Ian McLAUGHLIN	Locost						
60	LC		Alan MEAKER	Locost						
78	LC		Andrew MONK	Locost						
<u>Fastest Lap</u>										
69	LC		Daniel LEE STEVENS	Locost				1:05.01	7	74.76

Start Time : 15:08

Mallory Park

10 Aug 03 15:26

Clerk of Course:  15 31	Time Issued:	Chief Timekeeper: 
--	--------------	---

THESE RESULTS REMAIN PROVISIONAL FOR A MINIMUM OF 30 MINUTES FROM THE TIME OF ISSUE



750 Motor Club 750 Formula Provisional Results - Race 4

Pl	No	Cl	Name	Car	Laps	Time	Behind	MPH	Best Lap on	MPH
1	4	F7	Bob SIMPSON	SS Reliant	10	10:00.53		80.93	58.07	8 83.69
2	2	F7	Anthony RAINE	Centaur Mk16	10	10:01.30	0.77	80.82	58.31	9 83.35
3	55	F7B	Roger ROWE	Centaur Mk20	10	10:02.30	1.77	80.69	58.12	8 83.62
4	3	F7	Peter BOVE	Darvi 88/P	10	10:10.88	10.35	79.56	59.01	10 82.36
5	8	F7B	Will JOHNSTON	Centaur Mk16	10	10:20.26	19.73	78.35	1:00.28	10 80.62
6	42	F7B	Martin KEMP	Darvi Mk6	10	10:40.13	39.60	75.92	1:01.83	9 78.60
7	14	F7	Rodney HILL	Mystic T4/21	10	10:40.57	40.04	75.87	1:01.81	8 78.63
8	10	F7B	Bill RUTTER	Darvi Mk5B6	10	10:41.46	40.93	75.76	1:01.39	10 79.17
9	39	F7B	Andrew GENT	Darvi 88/2	10	10:56.10	55.57	74.07	1:03.24	10 76.85
10	21	F7B	Ian ALLEN	Hague 81	9	10:08.88	1 Lap	71.84	1:04.94	6 74.84
11	22	F7B	Chris ISAACS	Snipe	9	10:09.58	1 Lap	71.75	1:04.57	7 75.27
12	19	F7B	Dick HARTLE	Ingham 3 GT	9	10:37.74	1 Lap	68.59	1:07.81	8 71.67
13	27	F7B	Sue BUXTON	Darvi Mk5/97	9	10:42.98	1 Lap	68.03	1:07.19	8 72.33
14	23	F7B	David BASS	Time 3B	9	10:45.31	1 Lap	67.78	1:07.47	8 72.03
15	29	F7B	Max HAMLET	Trisstesse	8	10:06.85	2 Laps	64.07	1:08.88	7 70.56
16	25	F7B	Paul COLLINS	Centaur Mk16	8	10:07.66	2 Laps	63.98	1:06.50	6 73.08

Non-Starters

16	F7	Dave ROBSON	SDAR/83
31	F7B	Sean GRAHAM	Myatt Marrow

Fastest Lap

4	F7	Bob SIMPSON	SS Reliant	58.07	8	83.69
55	F7B	Roger ROWE	Centaur Mk20	58.12	8	83.62


Start Time : 15:31

Mallory Park

10 Aug 03 15:43

Clerk of Course: 15.45	Time Issued:	Chief Timekeeper:
-------------------------	--------------	-------------------

THESE RESULTS REMAIN PROVISIONAL FOR A MINIMUM OF 30 MINUTES FROM THE TIME OF ISSUE



Demon Tweeks/Yokohama Hot Hatch Provisional Results - Race 5

Pl	No	Cl	Name	Car	Laps	Time	Behind	MPH	Best Lap on	MPH
1	3	HHA	Andy FELLO	Fiesta XR2	10	9:51.04		82.23	57.95	6 83.87
2	30	HHA	Craig DAWSON	Fiesta XR2i	10	9:54.46	3.42	81.75	58.09	7 83.66
3	5	HHA	Mark CUNNINGHAM	Fiesta Sport	10	10:04.66	13.62	80.38	59.42	8 81.79
4	16	HHA	Martyn CULLEY	Fiesta XR2	10	10:12.18	21.14	79.39	59.81	3 81.26
5	97	HHA	Andy McLENNAN	Suzuki Swift	10	10:12.66	21.62	79.33	59.42	9 81.79
6	64	HHA	Mike WEBB	Escort RS2000	10	10:16.42	25.38	78.84	1:00.01	6 80.99
7	48	HHA	Carl LAWRENCE	Astra GSi	10	10:17.91	26.87	78.65	1:00.14	7 80.81
8	28	HHA	Andy NEAL	Fiesta XR2	10	10:30.07	39.03	77.13	59.38	7 81.85
9	15	HHA	Barrie CULLEY	Fiesta XR2	10	10:34.59	43.55	76.58	1:01.27	10 79.32
10	88	HHA	Simon HARVEY	Peugeot 306 GTi	10	10:42.10	51.06	75.69	1:01.36	7 79.20
11	31	HHA	Lewis WILLIAMS	Fiesta XR2	10	10:45.00	53.96	75.35	1:01.86	7 78.56
12	56	HHA	Robert HORNER	Fiesta XR2	10	10:47.59	56.55	75.05	1:01.95	10 78.45
13	20	HHA	Stephen WOOD	Peugeot 205 GTi	9	9:54.21	1 Lap	73.61	1:01.65	7 78.83
14	68	HHA	Andrew WOOD	Ford Fiesta	9	9:57.31	1 Lap	73.23	1:03.53	5 76.50
15	40	HHA	Simon HANDY	Peugeot 205 GTi	8	10:05.77	2 Laps	64.18	1:02.41	7 77.87
<u>Not-Classified</u>										
	38	HHA	Graham PALMER	Peugeot 205 GTi	8	9:01.29	DNF	71.83	1:00.13	3 80.82
<u>Fastest Lap</u>										
	3	HHA	Andy FELLO	Fiesta XR2					57.95	6 83.87
	97	HHA	Andy McLENNAN	Suzuki Swift					59.42	9 81.79

No 31 - NO TRANSPONDER PLEASE RECTIFY FOR NEXT ROUND


Start Time : 15:49

Mallory Park

10 Aug 03 16:02

Clerk of Course:  16.05	Time Issued:	Chief Timekeeper: 
--	--------------	---

THESE RESULTS REMAIN PROVISIONAL FOR A MINIMUM OF 30 MINUTES FROM THE TIME OF ISSUE



750 Motor Club Formula 4 Provisional Results - Race 6

Pl	No	Cl	Name	Car	Laps	Time	Behind	MPH	Best Lap on	MPH
1	83	F4A	Lee ATKINS	Mygale US99/00	10	8:59.50		90.08	50.82	2 95.63
2	3	F4A	Damon BLAND	Van Diemen	10	9:17.30	17.80	87.21	54.06	10 89.90
3	98	F4A	Kelvin LAIDLAW	Van Diemen FR93	10	9:17.47	17.97	87.18	53.11	7 91.51
4	24	F4A	John CARDING	Speads RM02	10	9:17.68	18.18	87.15	53.73	10 90.45
5	1	F4B	Erwin SMIECH	Van Diemen RF82	10	9:24.87	25.37	86.04	54.99	5 88.38
6	20	F4A	Adrian KIDD	Van Diemen	10	9:25.80	26.30	85.90	53.36	6 91.08
7	45	F4D	Ashley EDWARDS	Van Diemen RF2000	10	9:29.49	29.99	85.34	55.38	2 87.76
8	14	F4D	Ian PRATT	Mygale SJ	10	9:29.74	30.24	85.30	55.39	6 87.74
9	38	F4D	Nathan STURDGESS	Mygale FF Zetec	10	9:30.48	30.98	85.19	54.66	7 88.91
10	68	F4D	Peter ALLEN	Van Diemen RF95Z	10	9:42.26	42.76	83.47	56.37	8 86.22
11	91	F4A	David HEALEY	Delta T92	10	9:53.11	53.61	81.94	56.76	6 85.62
12	80	F4A	Peter MONK	Lotus FVL	9	9:26.77	1 Lap	77.17	1:01.15	4 79.48
13	23	F4C	Quentin FULLJAMES-CURTIS	Royale RP30	9	9:32.08	1 Lap	76.46	1:00.88	8 79.83
14	44	F4A	Clive YORATH	Magnum	9	9:36.08	1 Lap	75.93	58.60	9 82.94
15	33	F4D	Malcolm SCOTT	Van Diemen	8	9:10.43	2 Laps	70.64	1:00.78	7 79.96
Not-Classified										
	9	F4A	David LONGSTAFF	Speads RM03	8	8:02.04	DNF	80.66	57.23	7 84.92
	11	F4D	Matt PAYNE	Mygale SF2000	7	6:53.61	DNF	82.25	57.06	7 85.17
	10	F4A	Barry PRITCHARD	Van Diemen	1	1:21.22	DNF	59.84		0 0.00
Fastest Lap										
	83	F4A	Lee ATKINS	Mygale US99/00					50.82	2 95.63
	1	F4B	Erwin SMIECH	Van Diemen RF82					54.99	5 88.38
	38	F4D	Nathan STURDGESS	Mygale FF Zetec					54.66	7 88.91
	23	F4C	Quentin FULLJAMES-CURTIS	Royale RP30					1:00.88	8 79.83

Start Time : 16:12

Mallory Park

10 Aug 03 16:23

Clerk of Course:

[Signature] 16.28

Time Issued:

Chief Timekeeper:

[Signature]

THESE RESULTS REMAIN PROVISIONAL FOR A MINIMUM OF 30 MINUTES FROM THE TIME OF ISSUE



mds.battery.com RGB

Provisional Results - Race 7

Pl	No	Cl	Name	Car	Laps	Time	Behind	MPH	Best Lap on	MPH
1	27	BEC	Martin BROOKS	Stuart Taylor Phoenix	5	4:53.47		82.80	57.38	5 84.70
2	51	BEA	Andy CHARLESLEY	Fisher Fury	5	4:55.02	1.55	82.37	57.41	5 84.65
3	19	BEC	Darcy SMITH	Phoenix	5	5:04.98	11.51	79.68	58.99	4 82.39
4	41	BEA	John STEWART	Fisher Fury	5	5:05.30	11.83	79.59	59.24	2 82.04
5	6	BEC	Gordon GRIFFIN	Fisher Fury	5	5:05.83	12.36	79.46	59.13	2 82.19
6	99	BEC	Steve KELSEY	MK Locost	5	5:06.07	12.60	79.39	58.33	3 83.32
7	11	BEC	Mike FIELD	Fisher Fury	5	5:06.14	12.67	79.38	58.95	3 82.44
8	5	BEC	Matthew ROWE	Westfield Megablade	5	5:07.43	13.96	79.04	59.16	2 82.15
9	32	BEC	Phil GREENWAY	Sylva Phoenix	5	5:10.11	16.64	78.36	59.64	4 81.49
10	7	BEC	Mark FALCO	Fisher Fury	5	5:17.44	23.97	76.55	1:00.61	5 80.18
11	26	BEB	Alan BUSHHELL	Tiger B6	5	5:18.45	24.98	76.31	1:00.48	5 80.36
12	4	BEC	Peter HURST	Locoblade	5	5:23.24	29.77	75.18	1:01.34	4 79.23
13	18	BEC	Graham HILLS	Fisher Fury	5	5:26.80	33.33	74.36	1:02.25	3 78.07
14	34	BEA	James JOHNSON	Tiger Avon	5	5:29.95	36.48	73.65	1:02.33	3 77.97
15	52	BEC	Gordon MILNER	Fisher Fury	5	5:30.30	36.83	73.57	1:02.23	3 78.10
16	21	BEC	Stephen DEAN	Fisher Fury	5	5:31.19	37.72	73.37	1:02.77	5 77.43
17	38	BEC	Ian GRAY	Stuart Taylor Phoenix	5	5:37.04	43.57	72.10	1:03.97	3 75.97
18	33	BEB	Mark FARTHING	Caterham Fireblade	5	5:37.26	43.79	72.05	1:04.08	4 75.84
19	17	BEA	Dave JONES	Tiger B6	5	5:37.95	44.48	71.90	1:01.29	3 79.30
20	50	BEC	Matt ROBERTS	Luego Locoblade	5	5:38.91	45.44	71.70	1:04.78	5 75.02
21	24	BEC	Paul HAYNES	Fisher Fury	5	5:42.11	48.64	71.03	1:01.10	3 79.54
22	15	BEB	Tom BARNARD	Tiger B6	5	5:49.92	56.45	69.44	1:02.75	3 77.45

Not-Classified

36	BEC	Charlie GREGORY	Fisher Fury	1	1:12.65	DNF	133.8	1:02.80	2	77.39
14	BEC	Andrew DRAKE	Westfield SE	1	1:18.16	DNF	124.4	1:03.64	2	76.37

Exclusions

2	BED	Tim HARMER	Genesis Evo	J16.1.2 & J16.1(j)						
---	-----	------------	-------------	--------------------	--	--	--	--	--	--

Non-Starters

39	BEC	Andy LAMPORT	Fisher Fury Spyder							
42	BEA	Dan BROMILOW	Fisher Fury							
56	BEC	Chris SUCKLING	Stuart Taylor Phoenix							

Fastest Lap

51	BEA	Andy CHARLESLEY	Fisher Fury					57.41	5	84.65
27	BEC	Martin BROOKS	Stuart Taylor Phoenix					57.38	5	84.70
2	BED	Tim HARMER	Genesis Evo					56.30	4	86.10
26	BEB	Alan BUSHHELL	Tiger B6					1:00.48	5	80.36


Start Time : 16:57

Mallory Park

10 Aug 03 17:21

Clerk of Course:  17.22	Time Issued:	Chief Timekeeper: 
---	--------------	--

THESE RESULTS REMAIN PROVISIONAL FOR A MINIMUM OF 30 MINUTES FROM THE TIME OF ISSUE



Demon Tweeks/Yokohama Stock Hatch

Provisional Results - Race 8 - Final

Pl	No	Cl	Name	Car	Laps	Time	Behind	MPH	Best Lap on	MPH
1	96	SH	Gareth WRIGHT	Peugeot 106 XSi	10	11:03.93		73.20	1:02.99	7 77.16
2	5	SH	Carl TOWNEND	Peugeot 106 XSi	10	11:04.57	0.64	73.13	1:02.87	2 77.30
3	45	SH	Paul TAYLOR	Peugeot 205 GTi	10	11:05.01	1.08	73.08	1:02.94	10 77.22
4	20	SH	Peter FELIX	Peugeot 106	10	11:05.33	1.40	73.05	1:02.91	10 77.25
5	7	SH	Paul McMILLAN	Citroen Saxo	10	11:05.96	2.03	72.98	1:03.13	9 76.98
6	11	SH	Craig SHEPHERD	Fiesta XR2	10	11:06.55	2.62	72.91	1:03.06	10 77.07
7	2	SH	Glenn STOKES	Peugeot 106 Rallye	10	11:08.27	4.34	72.73	1:03.22	9 76.87
8	6	SH	Matt LEWIS	Fiesta XR2i	10	11:08.80	4.87	72.67	1:02.94	9 77.22
9	3	SH	Pete MORGAN	Fiesta XR2	10	11:16.80	12.87	71.81	1:03.67	8 76.33
10	42	SH	Roger NEEP	Peugeot 205 GTi	10	11:17.20	13.27	71.77	1:03.41	9 76.64
11	39	SH	Richard KINGSNORTH	Peugeot 205 GTi	10	11:17.62	13.69	71.72	1:04.59	4 75.24
12	18	SH	Simon HUNT	Peugeot 205 GTi	10	11:18.36	14.43	71.64	1:03.85	7 76.12
13	12	SH	Paul TIBBS	Fiesta XR2	10	11:19.23	15.30	71.55	1:04.45	9 75.41
14	4	SH	Hilary HOWLETT	Peugeot 106 XSi	10	11:19.84	15.91	71.49	1:04.29	7 75.59
15	9	SH	Gordon MACMILLAN	Peugeot 205 GTi	10	11:19.99	16.06	71.47	1:04.79	4 75.01
16	109	SH	Tom BLAMIRE	Peugeot 106 XSi	10	11:20.06	16.13	71.46	1:03.63	8 76.38
17	95	SH	Trevor CORTEIL	Fiesta XR2	10	11:23.46	19.53	71.11	1:04.75	8 75.06
18	65	SH	Terry ROUGHTON	Citroen Saxo	10	11:23.81	19.88	71.07	1:04.65	8 75.17
19	133	SH	Stuart PEARSON	Ford Escort XR3i	10	11:23.86	19.93	71.07	1:03.18	9 76.92
20	50	SH	Ian LAUGHTON	Fiesta XR2	10	11:24.22	20.29	71.03	1:04.41	7 75.45
21	108	SH	Paul SHEEHAN	Peugeot 106 XSi	10	11:24.69	20.76	70.98	1:04.40	8 75.47
22	102	SH	Mark ALDEN	Peugeot 106 XSi	10	11:24.73	20.80	70.98	1:04.38	9 75.49
23	87	SH	Chris CODY	Citroen Saxo VTR	10	11:27.00	23.07	70.74	1:04.74	7 75.07
24	98	SH	Ian OAKES	Vauxhall Nova GTE	10	11:45.03	41.10	68.93	1:06.17	10 73.45
25	26	SH	Simon HOWARD	Fiesta XR2	9	11:13.13	1 Lap	64.98	1:06.94	7 72.60
<u>Not-Classified</u>										
46	SH		Darren BLUMSON	Peugeot 205 GTi	9	10:11.19	DNF	71.57	1:03.45	8 76.60
78	SH		Alastair BOULTON	Fiesta XR2	2	2:25.31	DNF	66.89	1:07.42	2 72.09
90	SH		Peter SKINNER	Fiesta XR2	1	1:20.01	DNF	60.74		0 0.00

Fastest Lap

5 SH Carl TOWNEND Peugeot 106 XSi 1:02.87 2 77.30

Start Time : 17:15

Mallory Park

10 Aug 03 17:28

Clerk of Course: <i>Dad Efr</i>	Time Issued: 18:00	Chief Timekeeper: <i>D</i>
------------------------------------	-----------------------	-------------------------------

THESE RESULTS REMAIN PROVISIONAL FOR A MINIMUM OF 30 MINUTES FROM THE TIME OF ISSUE



750 Motor Club Locost

Provisional Results - Race 9 - Final

Pl	No	Cl	Name	Car	Laps	Time	Behind	MPH	Best Lap on	MPH
1	11	LC	Tim GRAY	Locost	10	10:46.56		75.17	1:03.53	4 76.50
2	24	LC	Danny CASSAR	Locost	10	10:55.08	8.52	74.19	1:03.88	3 76.08
3	69	LC	Daniel LEE STEVENS	Locost	10	10:55.57	9.01	74.13	1:02.05	9 78.32
4	62	LC	Brian MITCHAM	Locost	10	11:00.35	13.79	73.60	1:03.83	9 76.14
5	41	LC	Brett TOWNSEND	Locost	10	11:00.99	14.43	73.53	1:03.77	9 76.21
6	99	LC	Stuart JAMES	Locost	10	11:01.80	15.24	73.44	1:04.39	8 75.48
7	7	LC	Andrew CRAPNELL	Locost	10	11:01.93	15.37	73.42	1:04.05	10 75.88
8	8	LC	Simon READ	Locost	10	11:02.19	15.63	73.39	1:03.83	10 76.14
9	53	LC	Mathew GILMOUR	Locost	10	11:02.62	16.06	73.35	1:03.81	8 76.16
10	49	LC	David BRAILEY	Locost	10	11:06.14	19.58	72.96	1:05.07	8 74.69
11	34	LC	Robert FITTER	Locost	10	11:12.33	25.77	72.29	1:05.31	9 74.41
12	37	LC	Kevin LUCAS	Locost	10	11:12.54	25.98	72.26	1:04.40	9 75.47
13	21	LC	David CANHAM	Locost	10	11:13.10	26.54	72.20	1:04.84	10 74.95
14	80	LC	Paul COOPER	Locost	10	11:14.04	27.48	72.10	1:04.04	9 75.89
15	88	LC	Nik TARRY	Locost	10	11:19.91	33.35	71.48	1:06.10	9 73.52
16	81	LC	James KMIECIAK	Locost	10	11:20.08	33.52	71.46	1:04.75	10 75.06
17	71	LC	Richard BROWN	Locost	10	11:32.47	45.91	70.18	1:06.30	5 73.30
18	44	LC	Matt CHERRINGTON	Locost	10	11:33.45	46.89	70.08	1:06.53	6 73.05
19	40	LC	David FOERS	Locost	10	11:36.90	50.34	69.74	1:07.16	7 72.36
20	10	LC	Malcolm MITTON	Locost	10	11:38.40	51.84	69.59	1:07.31	8 72.20
21	47	LC	Robert PALIN	Locost	10	11:40.06	53.50	69.42	1:05.59	9 74.10
22	74	LC	Steve CULLIS	Locost	9	11:00.79	1 Lap	66.19	1:10.77	5 68.67
23	36	LC	Mark GLOVER	Locost	9	11:01.75	1 Lap	66.10	1:09.40	8 70.03
24	56	LC	Phil SHAW	Locost	9	11:10.05	1 Lap	65.28	1:07.41	9 72.10
25	77	LC	Martin GAMBLING	Locost	9	11:50.51	1 Lap	61.56	1:07.67	2 71.82
26	39	LC	Colin BECKWITH	Locost	8	11:50.57	2 Laps	54.72	1:18.10	4 62.23
<u>Not-Classified</u>										
76	LC		Simon HUNTER	Locost	6	11:18.78	DNF	42.96	1:06.81	5 72.74
42	LC		Paul BRYANT	Locost	2	2:31.46	DNF	64.18	1:08.96	2 70.48
<u>Non-Starters</u>										
19	LC		Erik FAIRBAIRN	Locost						
<u>Fastest Lap</u>										
69	LC		Daniel LEE STEVENS	Locost				1:02.05	9	78.32

Start Time : 17:38

Mallory Park

10 Aug 03 17:52

Clerk of Course:  17.56	Time Issued:	Chief Timekeeper: 
--	--------------	---

THESE RESULTS REMAIN PROVISIONAL FOR A MINIMUM OF 30 MINUTES FROM THE TIME OF ISSUE