



Official Programme - £2.50

PEMBREY July 12/13



This meeting is held under the General Regulations of the MSA (incorporating the provisions of the International Sporting Code of the FIA) and the Supplementary Regulations, Final Instructions and any written instructions which the Organisers issue for the race meeting. MSA Permit No: 17129 & 17130

APPROXIMATE TIMETABLE

PRACTICE SESSIONS - SATURDAY 12TH JULY

| | TIME |
|--|-------|
| 750 Motor Club Locost Championship - session A | 9.00 |
| 750 Motor Club Locost Championship - session B | 9.25 |
| Numerica SR & GT Challenge | 9.50 |
| Demon Tweeks/Yokohama Stock Hatch Championship - session A | 10.15 |
| Demon Tweeks/Yokohama Stock Hatch Championship - session B | 10.40 |
| MDS Battery RGB Championship | 11.05 |
| 750 Motor Club 750 Formula Championship | 11.30 |
| Demon Tweeks/Yokohama Hot Hatch Championship | 11.55 |

RACES - SATURDAY

| | |
|--|------|
| 1: 750 Motor Club Locost Championship - 1A | 1.15 |
| 2: 750 Motor Club Locost Championship - 1B | 1.40 |
| 3: Numerica SR & GT Challenge | 2.05 |
| 4: Demon Tweeks/Yokohama Stock Hatch Championship - Heat | 2.30 |
| 5: MDS Battery RGB Championship | 2.55 |
| 6: 750 Motor Club 750 Formula Championship | 3.20 |
| 7: Demon Tweeks/Yokohama Hot Hatch Championship | 3.45 |
| 8: Numerica SR & GT Challenge | 4.10 |
| 9: 750 Motor Club Locost Championship - 2A | 4.35 |
| 10: 750 Motor Club Locost Championship - 2B | 5.00 |
| 11: Demon Tweeks/Yokohama Stock Hatch Championship - Final | 5.25 |

PRACTICE SESSIONS - SUNDAY 13TH JULY

| | |
|---|-------|
| 750 Motor Club 7 Championship | 9.00 |
| JEC Proteus Powered by Jaguar Championship | 9.25 |
| Peter Bext Insurance MGCC BCV8 Championship | 9.50 |
| Closed Wheel Allcomers * | 10.15 |

RACES - SUNDAY

| | |
|--|-------|
| 12: Demon Tweeks/Yokohama Stock Hatch Championship - Heat | 10.40 |
| 13: MDS Battery RGB Championship | 11.05 |
| 14: 750 Motor Club 750 Formula Championship | 11.35 |
| 15: Demon Tweeks/Yokohama Hot Hatch Championship | 12.00 |
| 16: 750 Motor Club 7 Championship | 12.30 |
| 17: Demon Tweeks/Yokohama Stock Hatch Championship - Final | 1.45 |
| 18: JEC Proteus Powered by Jaguar Championship | 2.15 |
| 19: Peter Bext Insurance MGCC BCV8 Championship | 2.40 |
| 20: 750 Motor Club 7 Championship | 3.15 |
| 21: JEC Proteus Powered by Jaguar Championship | 3.50 |
| 22: Closed Wheel Allcomers * | 4.15 |

If there are insufficient entries Race 22 & its practice session will be cancelled.

RACE MEETING OFFICIALS

MSA STEWARD

A. Thompson

CLERK OF COURSE

V. Ayres

DEPUTY CLERKS

R. Clements

CLUB STEWARDS

E. Minhinnick K. Messer

TIMEKEEPERS

T. Stevens (Chief) A. Stevens

L. Turner

SCRUTINEERS

D.F.D. Smith (Chief) J. Atkinson

C. Baker J. Barlow

A. Billett R. Blackmore

INCIDENT OFFICER

A. Bennett

CHIEF MARSHAL

P. Harding

CHIEF OBSERVER

P. Stenning

CHIEF MEDICAL OFFICER

RACE RESCUE UNIT

BARC 750 Motor Club

COMMENTATOR

P. Hughes

SECRETARY OF THE MEETING

Robin Knight

MARSHALS

750 Motor Club BMMC

The organisers reserve the right, with the permission of the Stewards of the Meeting and/or the Clerk of Course, to change the order in which events are run and to postpone, cancel or abandon the meeting or any part thereof.

Races 1/2 & 9/10**10 & 12 Laps****750 Motor Club Locost Championship**

| No | DRIVER | CAR DETAILS | CCS | HOMETOWN | CLUB |
|-----------|--------------------|--------------------|------------|------------------|-------------|
| 7 | Andrew Crapnell | Locost | 1300. | Bradford On Avon | 750 |
| 11 | Tim Gray | Locost | 1300. | Trowell | 750 |
| 26 | Dominic O'Donnell | Locost | 1300. | Wirral | 750 |
| 30 | Derek Linley | Locost | 1300. | Huddersfield | 750 |
| 33 | Lee Baverstock | Locost | 1300. | Wickford | 750 |
| 36 | Mark Glover | Locost | 1300. | Ashton on Trent | 750 |
| 39 | Colin Beckwith | Locost | 1300. | High Wycombe | 750 |
| 42 | Paul Bryant | Locost | 1300. | Taunton | 750 |
| 44 | Matt Cherrington | Locost | 1300. | Melksham | 750 |
| 47 | Robert Palin | Locost | 1300. | Nuneaton | 750 |
| 51 | Helen Saunders | Locost | 1300. | Sonning Common | 750 |
| 65 | Bruno Viana | Locost | 1300. | Swansea | 750 |
| 69 | Daniel Lee Stevens | Locost | 1300. | Flimwell | 750 |
| 71 | Richard Brown | Locost | 1300. | Uxbridge | 750 |
| 75 | Fred Wheeler | Locost | 1300. | Port Talbot | 750 |
| 79 | Gavin Parkes | Locost | 1300. | Hailsham | 750 |
| 81 | James Kmiecik | Locost | 1300. | Grantham | 750 |
| 99 | Stuart James | Locost | 1300. | Reading | 750 |

The above drivers are in the 1st Locost practice session;
those on the next page are in the 2nd session.

From the combined practice times the fastest 20 go into Race 1, the remainder into Race 2.
After those races, selection for races 9 & 10 will be made from the drivers' fastest lap during
their race, the fastest 20 going into Race 9, the remainder into Race 10.

The 750 Motor Club Locost Championship is for cars built to the same basic design and using a standard Ford 1300 cc x flow engine, gearbox and many other standard components. Designed to ensure close racing and encourage new drivers into club racing at sensible cost levels the championship has now expanded to a point where 2 grids are necessary at some meetings .

Races 1/2 & 9/10

10 & 12 Laps

750 Motor Club Locost Championship

| No | DRIVER | CAR DETAILS | CCS | HOMETOWN | CLUB |
|----|-----------------|-------------|-------|------------------|------|
| 10 | Malcolm Mitton | Locost | 1300. | Little Staughton | 750 |
| 20 | Mark Benson | Locost | 1300. | Marlborough | 750 |
| 28 | David Black | Locost | 1300. | Gt Barr | 750 |
| 31 | Alex Jullien | Locost | 1300. | Wickford | 750 |
| 34 | Robert Fitter | Locost | 1300. | Horsham | 750 |
| 38 | Brendan Dudley | Locost | 1300. | Rosewell | 750 |
| 41 | Brett Townsend | Locost | 1300. | Leamington Spa | 750 |
| 43 | Darren Shephard | Locost | 1300. | Tirley | 750 |
| 45 | Ian Gibson | Locost | 1300. | Braintree | 750 |
| 48 | Ian McLaughlin | Locost | 1300. | Worksop | 750 |
| 62 | Brian Mitcham | Locost | 1300. | Bury St Edmunds | 750 |
| 66 | Lee Simpson | Locost | 1300. | Gosport | 750 |
| 70 | Nick Lear | Locost | 1300. | Portishead | 750 |
| 74 | Steve Cullis | Locost | 1300. | Markyate | 750 |
| 77 | Martin Gambling | Locost | 1300. | Leamington Spa | 750 |
| 80 | Paul Cooper | Locost | 1300. | Nr Cannock | 750 |
| 88 | Nik Tarry | Locost | 1300. | Southampton | 750 |

750 Motor Club Locost Championship 2003

| Points | Driver | Points | Driver |
|--------|-----------------------|--------|------------------|
| 1st | 149 Tim Gray | 4th | 77 Brian Mitcham |
| 2nd | 84 Daniel Lee Stevens | 5th | 65 Bruno Viana |
| 3rd | 81 James Harris | 6th | 64 Kevin Lucas |

LAP RECORD David Garthwaite 1:12.19 72.6 26/08/00

The 750 Motor Club Locost Championship is for cars built to the same basic design and using a standard Ford 1300 cc x flow engine, gearbox and many other standard components. Designed to ensure close racing and encourage new drivers into club racing at sensible cost levels the championship has now expanded to a point where 2 grids are necessary at some meetings .

Races 3 & 8

10 & 12 Laps

Sports Racing & GT Challenge

| NO | DRIVER | CAR DETAILS | CCS | HOMETOWN | CLUB |
|----|--------------------|-----------------|-------|--------------------|---------|
| 1 | A Cheng Lim | Ram SC Cobra | 6600. | Singapore | 750 |
| 2 | A Mark Jordan | Cobra | 5000. | Elstree | 750 |
| 11 | D Ken Culverwell | Lotus 11 Rep | 1330. | Burntwood | 750 |
| 16 | B John Arnold | Revival D Type | 4200. | Kirkby Mallory | JEC |
| 19 | D John Morgan | Ginetta G15 | 998. | Chalfont St Peter | 750 |
| 20 | C Bruce Fullerton | Davrian GT | 1120. | London | SR & GT |
| 22 | B Phillip Hammond | Dax Cobra | 7000. | Malvern | 750 |
| 25 | B Doug Ellwood | TVR Griffith | 4997. | Stratford on Avon | 750 |
| 26 | A Clinton Dorrell | GD427 Cobra | 350. | Malvern | 750 |
| 27 | B Graham Paddick | Kougar Jaguar | 3800. | Henley -on- Thames | 750 |
| 28 | D Anna Robins | Reliant Sabre 6 | 2553. | Elstree | 750 |
| 32 | D Kathy Evans | Ginetta G27 | 1800. | Finchley | 750 |
| 37 | B Mike Walker | Porsche 911 | 3600. | East Harptree | 750 |
| 48 | B John Ford | Revival D Type | 4200. | Kirkby Mallory | JEC |
| 50 | D Ken Paton | D Type Jaguar | 3800. | Hornchurch | SR & GT |
| 53 | C John Wilkes | Lister Knobbly | 4200. | Chesterfield | 750 |
| 55 | D Myles Castaldini | Davrian GT | 998. | Chesham | SR & GT |

The Sports Racing & GT Challenge is open to original and replica cars such as AC Cobra, Ford GT40, Jaguar C & D types, Lotus, Marcos, Porsche etc. Engine tuning is virtually free with the exception of forced induction (turbocharging, supercharging), all cars have to run on selected Yokohama road-legal tyres and there are minimum weights in all classes.

Races 4/11 & 12/17 10 & 12 Laps

Demon Tweeks/Yokohama Stock Hatch Championship

| NO | DRIVER | CAR DETAILS | CCS | HOMETOWN | CLUB |
|-----|------------------|--------------------|-------|----------------|------|
| 3 | Pete Morgan | Fiesta XR2i | 1600. | Wrexham | 750 |
| 5 | Carl Townend | Peugeot 106 XSi | 1580. | Ecclesfield | 750 |
| 7 | Paul McMillan | Citroen Saxo | 1600. | Wisbech | 750 |
| 11 | Craig Shepherd | Fiesta XR2 | 1600. | Braintree | 750 |
| 15 | Tyson Lamp | Suzuki Swift GTi | 1300. | Dursley | 750 |
| 19 | Andy Clarkson | Fiesta XR2 | 1600. | Tring | 750 |
| 24 | Richard Horsey | Peugeot 205GTi | 1600. | East Horsley | 750 |
| 28 | Kevin Hatch | Fiesta XR2 | 1600. | Salisbury | 750 |
| 37 | Stephen Forster | Citroen Saxo VTR | 1600. | Brymbo | 750 |
| 41 | John Townshend | Peugeot 205 GTi | 1600. | Colchester | 750 |
| 45 | Paul Taylor | Peugeot 106 Rallye | 1600. | Great Arnwell | 750 |
| 47 | John Munday | Peugeot 205 GTi | 1600. | Harrow | 750 |
| 55 | Tony Headland | Fiesta XR2 | 1600. | Norwich | 750 |
| 58 | Martin Boon | Fiesta Si | 1400. | Kings Lynn | 750 |
| 77 | Craig Emmerson | Nova GTE | 1596. | Loughborough | 750 |
| 87 | Chris Cody | Citroen Saxo VTR | 1600. | Winchmore Hill | 750 |
| 96 | Gareth Wright | Peugeot XSi | 1600. | Wisbech | 750 |
| 98 | Ian Oakes | Vauxhall Nova GTE | 1600. | Bletchley | 750 |
| 102 | Mark Alden | Peugeot 106 XSi | 1600. | Manchester | 750 |
| 103 | Derek Rozier | Fiesta XR2 | 1600. | Bexley | 750 |
| 112 | David Drinkwater | Fiesta XR2 | 1600. | Woking | 750 |
| 122 | Chris Staunton | Peugeot 205 | 1580. | Derby | 750 |
| 125 | Maurice Hayden | Citroen Saxo | 1600. | Wisbech | 750 |
| 136 | Alan Hassell | Fiesta XR2 | 1600. | Eastbourne | 750 |

The above are in the 1st Stock Hatch practice session; those on the next page are in the 2nd session. From the combined practice times the slowest 26 go into Race 4, the remainder into Race 11. Any spaces on the back of that grid will be filled by the top finishers in Race 4. For Sunday's races, the fastest race laps on Saturday will be used to select the slowest 26 for Race 11 and the remainder for Race 17 which will be topped up by the top finishers in Race 11.

Demon Tweeks and Yokohama tyres are the main sponsors for the Stock Hatch Championship, which in its 6th year continues to be one of the most popular saloon car championships in the UK. The use of standard engine & gearbox, a 'control' Yokohama A539 tyre and a weight penalty for leading cars ensures close racing at very affordable cost.

Races 4/11 & 12/17 10 & 12 Laps

Demon Tweeks/Yokohama Stock Hatch Championship

| NO | DRIVER | CAR DETAILS | CCS | HOMETOWN | CLUB |
|-----|--------------------|--------------------|-------|------------------|------|
| 2 | Glenn Stokes | Peugeot 106 Rallye | 1600. | Chafford Hundred | 750 |
| 4 | Hilary Howlett | Peugeot 106 XSi | 1587. | Dereham | 750 |
| 6 | Matt Lewis | Fiesta XR2i | 1600. | Leatherhead | 750 |
| 9 | Gordon Macmillan | Peugeot 205 GTi | 1580. | Swindon | 750 |
| 12 | Paul Tibbs | Fiesta XR2 | 1600. | Spalding | 750 |
| 18 | Simon Hunt | Peugeot 205 GTi | 1590. | Allestree | 750 |
| 20 | Peter Felix | Peugeot 106 | 1600. | Allestree | 750 |
| 27 | Stewart Nind | Peugeot 205 GTi | 1600. | Sittingbourne | 750 |
| 29 | Dave Balding | Fiesta XR2 | 1600. | Hadleigh | 750 |
| 39 | Richard Kingsnorth | Peugeot 205 GTi | 1600. | Colchester | 750 |
| 42 | Roger Neep | Peugeot 205 GTi | 1580. | London | 750 |
| 46 | Darren Blumson | Peugeot 205 GTi | 1580. | Reigate | 750 |
| 50 | Ian Loughton | Fiesta XR2 | 1597. | Eastbourne | 750 |
| 57 | Dave Wright | Peugeot 205 GTi | 1600. | Sittingbourne | 750 |
| 61 | Tony Taylor | Peugeot 205 GTi | 1580. | Ware | 750 |
| 72 | Paul Johnson | Suzuki Swift GTi | 1298. | Gt Yarmouth | 750 |
| 80 | Paul Winter | Peugeot 205 GTi | 1600. | Ferndown | 750 |
| 95 | Trevor Corteil | Fiesta XR2 | 1600. | Hersham | 750 |
| 97 | Tim Speed | Peugeot 205 GTi | 1600. | Wimborne | 750 |
| 99 | Matt Fincham | Peugeot 205 GTi | 1598. | Aylesbury | 750 |
| 104 | John Hemming | Nova GTE | 1600. | Torquay | 750 |
| 110 | Noel Moffitt | Peugeot 205 GTi | 1600. | Sutton Coldfield | 750 |
| 114 | Julie Hassell | Fiesta XR2i | 1600. | Eastbourne | 750 |
| 123 | Mark Rodway | Peugeot 205 GTi | 1600. | London | 750 |
| 133 | Stuart Pearson | Escort XR3i | 1600. | Wooldale | 750 |

750 Motor Club Stock Hatch Championship 2003

| | Points | Driver | | Points | Driver |
|-----|--------|--------------|-----|--------|----------------|
| 1st | 292 | Pete Morgan | 4th | 238 | Darren Blumson |
| 2nd | 288 | Carl Townend | 5th | 237 | Simon Hunt |
| 3rd | 277 | Paul Taylor | 6th | 236 | Glenn Stokes |

LAP RECORD Mark Davies 1:12.314 72.48 07/07/01

Demon Tweeks and Yokohama tyres are the main sponsors for the Stock Hatch Championship, which in its 6th year continues to be one of the most popular saloon car championships in the UK. The use of standard engine & gearbox, a 'control' Yokohama A539 tyre and a weight penalty for leading cars ensures close racing at very affordable cost.

Races 5 & 13

12 & 15 Laps

MDS Battery - RGB Championship

| No | CLS | DRIVER | CAR DETAILS | CCS | HOMETOWN | CLUB |
|----------|-----|-----------------|-----------------------|-------|------------------|------|
| 4 | C | Peter Hurst | Locoblade | 918. | Halesworth | 750 |
| 5 | C | Matthew Rowe | Westfield Megablade | 919. | Ilminster | 750 |
| 6 | C | Gordon Griffin | Fisher Fury | 919. | Sanderstead | 750 |
| 7 | C | Mark Falco | Fisher Fury | 929. | Billericay | 750 |
| 9 | A | Jonathan Wright | Westfield Megabusa | 1300. | Swaffham Bulbeck | 750 |
| 11 | C | Mike Field | Fisher Fury | 919. | London | 750 |
| 14 | C | Andrew Drake | Westfield SE | 929. | East Aberthow | 750 |
| 15 | B | Tom Barnard | Tiger B6 | 900. | Harpham | 750 |
| 17 | A | Dave Jones | Tiger B6 | 1200. | Northampton | 750 |
| 18 | C | Graham Hills | Fisher Fury | 919. | Teddington | 750 |
| 19 | C | Darcy Smith | Phoenix | 893. | Sandford | 750 |
| 22 | C | Stuart Tanton | Fisher Fury | 900. | Bethersden | 750 |
| 24 | C | Paul Haynes | Fisher Fury | 919. | Spaldwick | 750 |
| Res 1 25 | A | Scott Nicholson | Fisher Fury | 1137. | Sheerness | 750 |
| 27 | C | Martin Brooks | Stuart Taylor Phoenix | 919. | Teddington | 750 |
| 32 | C | Phil Greenway | Sylva Phoenix | 919. | Ashton | 750 |
| 33 | B | Mark Farthing | Caterham Fireblade | 919. | Steyning | 750 |
| Res 2 34 | A | James Johnson | Tiger Avon | 1199. | Corsham | 750 |
| 36 | C | Charlie Gregory | Fisher Fury | 919. | Upper Hartfield | 750 |
| 38 | C | Ian Gray | Stuart Taylor Phoenix | 919. | Ilkeston | 750 |
| 39 | C | Andy Lamport | Fisher Fury Spyder | 912. | Hook | 750 |
| 41 | A | John Stewart | Fisher Fury | 1300. | Hazlemere | 750 |
| 51 | A | Andy Charsley | Fisher Fury | 1300. | Bromley | 750 |
| 52 | C | Gordon Milner | Fisher Fury | 929. | Dallington Green | 750 |
| 53 | A | Ian Harrison | Tiger Avon | 1000. | Sheffield | 750 |
| 55 | C | Neil Atkinson | Sylva Phoenix | 900. | Gateshead | 750 |
| 56 | C | Chris Suckling | Stuart Taylor Phoenix | 919. | Grimsby | 750 |
| 60 | A | Andy Sterling | Dax Rush | 1300. | Brockenhurst | 750 |

750 Motor Club RGB Championship 2003

| | Points | Class | Driver | | Points | Class | Driver |
|-----|--------|-------|---------------|-----|--------|-------|-----------------|
| 1st | 77 | C | Martin Brooks | 4th | 64 | A | Jonathan Wright |
| 2nd | 74 | A | Andy Charsley | 5th | 54 | B | Mark Farthing |
| 3rd | 72 | C | Mike Field | 6th | 53 | B | Tom Barnard |

| LAP RECORDS | | | | | |
|-------------|---|---------------|----------|-------|----------|
| | A | Andy Charsley | 1:10.425 | 74.42 | 16/06/02 |
| | B | Ian Harrison | 1:15.198 | 69.7 | 16/06/02 |
| | C | Steve Kelsey | 1:11.854 | 72.94 | 16/06/02 |
| | D | TBE | - | - | - |

First introduced in 2001, the 750 Motor Club's RGB Championship is for two-seater cars fitted with a series-production four-stroke motorbike engine which may not be modified from standard; they run in four classes; standard Fireblade engined kit cars (class C), up to 135 bhp (class B), 136 to 180 bhp (class A) and rear-engined cars (class D). The Championship is sponsored by MDS Battery Ltd - see their advert on the inside front page for full information.

Races 7 & 15 10 & 12 Laps

Demon Tweeks/Yokohama Hot Hatch Championship

| No | CLS | DRIVER | CAR DETAILS | CCS | HOMETOWN | CLUB |
|----|-----|------------------|-----------------|-------|-----------------|------|
| 1 | A | Lee Reynolds | Citreon Saxo | 1600. | Church Stretton | 750 |
| 3 | A | Andy Fells | Fiesta XR2 | 1600. | Basildon | 750 |
| 5 | A | Mark Cunningham | Fiesta Sport | 1600. | Southwater | 750 |
| 10 | A | Adrian Lowes | Escort 1600S | 1600. | Horsham | 750 |
| 15 | A | Barrie Culley | Fiesta XR2 | 1600. | Thatcham | 750 |
| 16 | A | Martyn Culley | Fiesta XR2 | 1600. | Basingstoke | 750 |
| 19 | A | Roger Ebdon | Fiesta XR2 | 1600. | Romsey | 750 |
| 30 | A | Craig Dawson | Fiesta XR2i | 1600. | Towcester | 750 |
| 32 | A | Richard Walmsley | Peugeot 106 GTi | 1600. | Dewsbury | 750 |
| 46 | A | Colin Handy | Peugeot 205 GTi | 1905. | Redditch | 750 |
| 64 | A | Mike Webb | Escort RS2000 | 2000. | Brighton | 750 |
| 68 | A | Andrew Wood | Ford Fiesta | 1600. | Eastleigh | 750 |
| 80 | A | Mark Hammersley | Peugeot 205 GTi | 1600. | Stafford | 750 |
| 84 | B | Mark Bush | Metro GTi | 1400. | Milton Keynes | 750 |
| 88 | A | Simon Harvey | Peugeot 306 GTi | 2000. | New Haw | 750 |
| 97 | B | Andy McLennan | Suzuki Swift | 1300. | London Colney | 750 |

750 Motor Club Hot Hatch Championship 2003

| | Points | Class | Driver | | Points | Class | Driver |
|------------|--------|-------|-----------------|------------|--------|-------|----------------|
| 1st | 106 | A | Andy Fells | 4th | 62 | C | Hilary Howlett |
| 2nd | 86 | C | Pete Morgan | 5th | 61 | A | Martyn Culley |
| 3rd | 69 | A | Mark Cunningham | 6th | 56 | B | Andy McLennan |

| | | | | | |
|-------------|---|--------------|----------|-------|----------|
| LAP RECORDS | A | Guy Foulger | 1:08.215 | 76.83 | 07/07/01 |
| | B | Lee Reynolds | 1:09.983 | 74.89 | 08/07/01 |

Demon Tweeks and Yokohama tyres are the main sponsors for this year's Hot Hatch Championship which attracts a wide range of popular hatchback cars of up to 2000cc. Cars are allowed engine and suspension modifications, standard pattern brakes and all must use the Yokohama A032R 'control' tyre. This together with a weight penalty for leading cars ensures close racing without excessive budgets.

Go Racing

with the



750

MOTOR CLUB

Low entry fees

750 Formula

Formula 4

Formula Vee

750 Trophy

Kit Cars

Roadsports

Hot Hatch

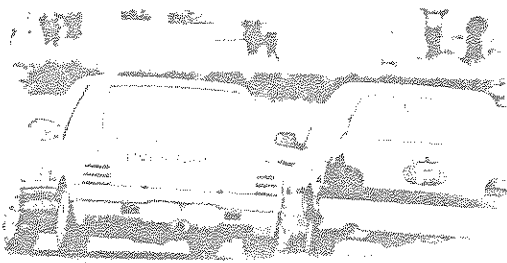
Caterhams

Stock Hatch

RGB

Locost

Sports 1000



www.750MC.co.uk

Races 16 & 20

15 Laps

750 Motor Club 7 Championship

| No | CLS | DRIVER | CAR DETAILS | CCS | HOMETOWN | CLUB |
|----|-----|-------------------|---------------------|-------|-------------------|------|
| 9 | B | Tim Lamb | Caterham 7 | 1600. | Clevedon | 750 |
| 10 | A | Tim Clark | Caterham K Series | 1600. | Coventry | 750 |
| 16 | B | Brent Perkins | Caterham Roadsport | 1600. | Olney | 750 |
| 18 | B | Neil Hinson | Caterham Roadsport | 1600. | Newbury | 750 |
| 19 | A | Chris Porritt | Caterham 7 | 1588. | Brackley | 750 |
| 21 | A | Peter Ratcliff | Caterham 7 | 1800. | Epsom | 750 |
| 25 | A | Peter Lawrence | Caterham Superlite | 1800. | Thame | 750 |
| 27 | B | Howard Kaye | Caterham Roadsport | 1600. | Crouch End | 750 |
| 48 | B | Gerald Simpson | Caterham Roadsports | 1600. | Churton | 750 |
| 54 | C | Alastair Chalmers | Caterham | 1400. | Cheadle Hulme | 750 |
| 97 | A | Peter French | Caterham Superlight | 1800. | Burnham on Crouch | 750 |
| 99 | A | Martin Stewart | Caterham Super 7 | 2000. | Dartford | 750 |

750 Motor Club 7 Championship 2003

| | Points | Class | Driver | | Points | Class | Driver |
|-----|--------|-------|----------------|-----|--------|-------|-------------------|
| 1st | 110 | B | Brent Perkins | 4th | 83 | B | Howard Kaye |
| 2nd | 94 | A | Martin Stewart | 5th | 82 | C | Alastair Chalmers |
| 3rd | 93 | A | Peter Ratcliff | 6th | 77 | B | Neil Hinson |

| LAP RECORDS | Class | Driver | Time | Points | Date |
|-------------|-------|----------------|----------|--------|----------|
| | A | Peter Ratcliff | 1:02.472 | 83.9 | 15/06/02 |
| | B | Bruce White | 1:06.16 | 79.23 | 21/09/97 |
| | C | Lee Harasyn | 1:07.82 | 77.29 | 21/09/97 |


The 2003 7 Championship is for Caterham / Lotus 7 running in 3 classes. Class A is for 1700 Xflow, 2000cc Vauxhall and Ford Zetec, 1700 twincam & 1600 K series; B includes 1600cc twincam, 1800 Ford Zetec, 1800, 1600 K Series: 1400 K series are class C, and former Scholarship/Graduate cars. All have to run on a choice of Yokohama tyres and a minimum weight of 600 kgs including the driver.

Races 18 & 21

10 & 12 Laps

JEC Proteus & Revival Jaguar Championship

| Nº | CLS | DRIVER | CAR DETAILS | CCS | HOMETOWN | CLUB |
|----|-----|-----------------|-------------------|-------|------------------|------|
| 5 | B | Paul Castaldini | CCR Jaguar C Type | 4200. | Chesham | JEC |
| 16 | B | John Ford | Revival D Type | 4200. | Kirky Mallory | JEC |
| 27 | B | Graham Paddick | Kougar Jaguar | 3800. | Henley on Thames | JEC |
| 42 | B | Nick McCaffrey | Revival D Type | 4200. | Stanstead | JEC |
| 48 | B | John Arnold | Revival D Type | 4200. | Kirky Mallory | JEC |
| 50 | B | Ken Paton | Jaguar D Type | 3800. | Hornchurch | JEC |
| 53 | B | John Wilkes | Lister Knobbly | 4200. | Chesterfield | JEC |
| 55 | E | David Howard | Jaguar XJ12 | 5343. | Thatcham | JEC |



The Proteus & Revival Jaguar Championship is organised by the Jaguar Enthusiasts Club and is for Jaguar engined cars in 5 classes:- Original, replica Jaguar or other sports-racing or production cars; Jaguar V12 & V8 saloons; Jaguar E type standard 3.4, 4.2 and V12; modified roadgoing Jaguar E types in 3.8 & 4.2 litre. An invitation class caters for Jaguar powered cars not covered by the above..

Race 19

18 Laps

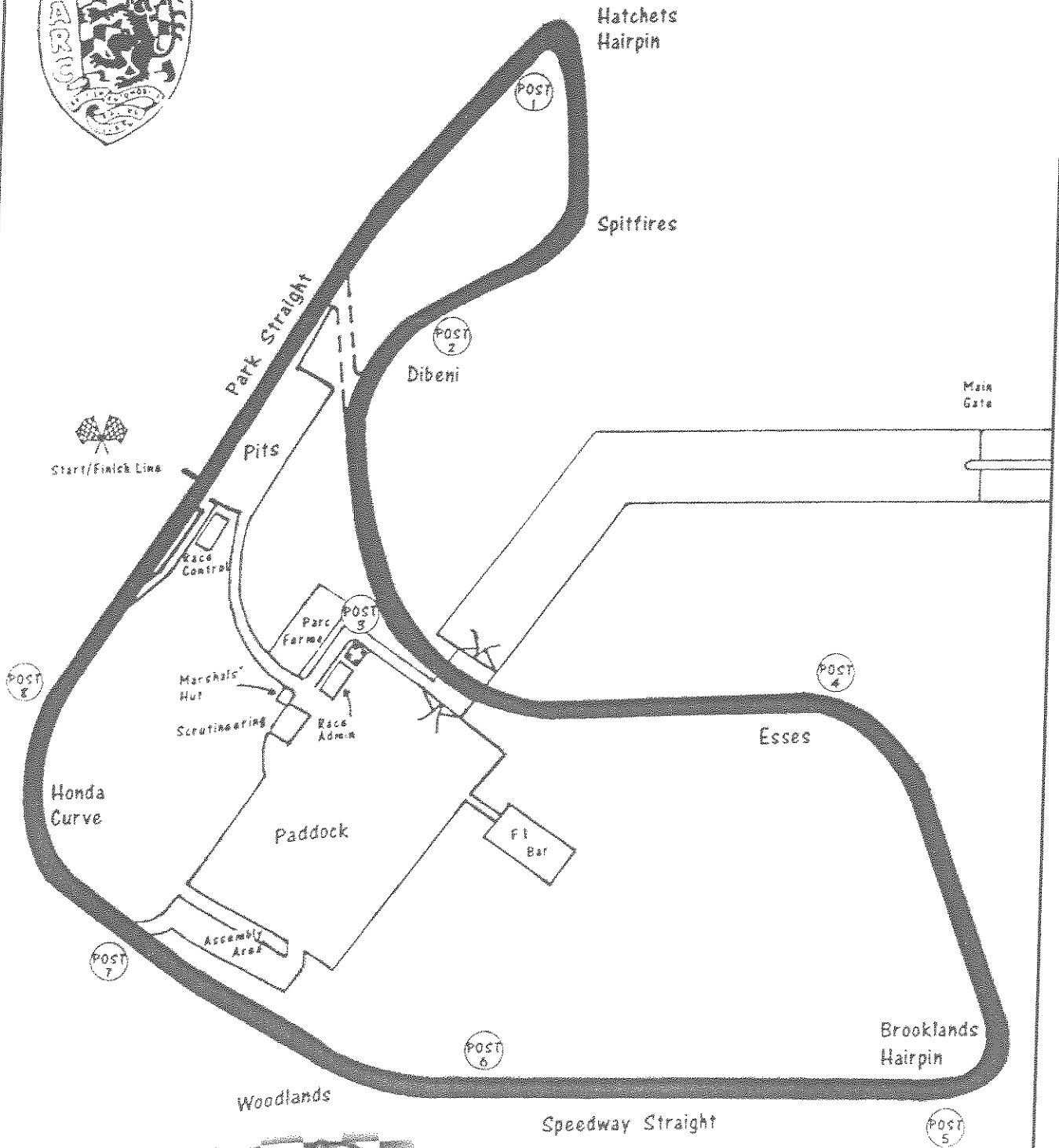

Peter Best MGCC BCV8 Championship

| NO | CLS | DRIVER | CAR DETAILS | CCS | HOMETOWN | CLUB |
|----|-----|------------------|--------------|-------|------------|------|
| 1 | C | Adrian Beer | MGB GT | 3500. | Huntingdon | MGCC |
| 7 | A | Richard Dawe | MGC GT | 2912. | Reading | MGCC |
| 9 | A | James Wheeler | MGB Roadster | 1860. | Knebworth | MGCC |
| 13 | A | Dawn-Marie Cox | MGB GT | 1860. | Winchester | MGCC |
| 29 | AB | Robert Cull | MGB GT | 1860. | Wanstead | MGCC |
| 38 | B | Trevor Rowney | MGB GT V8 | 3528. | Taunton | MGCC |
| 44 | B | Peter Samuels | MGB Roadster | 1950. | Reigate | MGCC |
| 45 | B | Mike Harris | MGB | 1950. | Bicester | MGCC |
| 52 | B | Spencer McCarthy | MGB Roadster | 1950. | Banstead | MGCC |
| 58 | B | Ian Prior | MGB GT | 1950. | Benson | MGCC |
| 70 | B | Russell McCarthy | MGB Roadster | 1950. | Banstead | MGCC |
| 73 | C | Piers Townsend | MGB Roadster | 3900. | Royston | MGCC |
| 78 | C | Joe Parrington | MGBGT V8 | 3900. | Seaham | MGCC |
| 84 | D | Peter Collis | MGB Roadster | 4150. | Ripley | MGCC |
| 89 | D | Jan de Jonge | MGB GTV8 | 3900. | Bruchem | MGCC |
| 92 | D | Roy McCarthy | MGB GT | 3900. | Banstead | MGCC |
| 94 | D | John Wilson | MGB GT V8 | 3900. | Sheffield | MGCC |
| 98 | D | Steve Williams | MGB Roadster | 3900. | Burnham | MGCC |

The MGCC BCV8 Championship, sponsored by Peter Best Insurance Services, was created in 1977 to attract owners of MGB/C/V8s onto the circuits. The regulations are designed to give every class an equal opportunity of overall success in the championship. Classes are: A - standard MGB/GT, MGC/GT; AB - FiA homologated MGB; B - road modieid MGB/GT, MGC/GT, MGBGTV8 and RV8; C - full race MGB/GT and MGC/GT; D - full race MGBGTV8.

PEMBREY CIRCUIT LAP SPEED TABLE

| Time in secs | Speed in mph | Time in secs | Speed in mph | Time in secs | Speed in mph | Time in secs | Speed in mph | Time in secs | Speed in mph | Time in secs | Speed in mph |
|--------------|--------------|--------------|--------------|--------------|--------------|--------------|--------------|--------------|--------------|--------------|--------------|
| 58.00 | 90.37 | 61.50 | 85.23 | 65.00 | 80.64 | 68.50 | 76.52 | 72.00 | 72.80 | 75.50 | 69.43 |
| 58.10 | 90.22 | 61.60 | 85.09 | 65.10 | 80.52 | 68.60 | 76.41 | 72.10 | 72.70 | 75.60 | 69.33 |
| 58.20 | 90.06 | 61.70 | 84.95 | 65.20 | 80.39 | 68.70 | 76.30 | 72.20 | 72.60 | 75.70 | 69.24 |
| 58.30 | 89.91 | 61.80 | 84.82 | 65.30 | 80.27 | 68.80 | 76.19 | 72.30 | 72.50 | 75.80 | 69.15 |
| 58.40 | 89.75 | 61.90 | 84.68 | 65.40 | 80.15 | 68.90 | 76.08 | 72.40 | 72.40 | 75.90 | 69.06 |
| 58.50 | 89.60 | 62.00 | 84.54 | 65.50 | 80.02 | 69.00 | 75.97 | 72.50 | 72.30 | 76.00 | 68.97 |
| 58.60 | 89.45 | 62.10 | 84.41 | 65.60 | 79.90 | 69.10 | 75.86 | 72.60 | 72.20 | 76.10 | 68.88 |
| 58.70 | 89.29 | 62.20 | 84.27 | 65.70 | 79.78 | 69.20 | 75.75 | 72.70 | 72.10 | 76.20 | 68.79 |
| 58.80 | 89.14 | 62.30 | 84.13 | 65.80 | 79.66 | 69.30 | 75.64 | 72.80 | 72.00 | 76.30 | 68.70 |
| 58.90 | 88.99 | 62.40 | 84.00 | 65.90 | 79.54 | 69.40 | 75.53 | 72.90 | 71.90 | 76.40 | 68.61 |
| 59.00 | 88.84 | 62.50 | 83.87 | 66.00 | 79.42 | 69.50 | 75.42 | 73.00 | 71.80 | 76.50 | 68.52 |
| 59.10 | 88.69 | 62.60 | 83.73 | 66.10 | 79.30 | 69.60 | 75.31 | 73.10 | 71.70 | 76.60 | 68.43 |
| 59.20 | 88.54 | 62.70 | 83.60 | 66.20 | 79.18 | 69.70 | 75.20 | 73.20 | 71.61 | 76.70 | 68.34 |
| 59.30 | 88.39 | 62.80 | 83.46 | 66.30 | 79.06 | 69.80 | 75.09 | 73.30 | 71.51 | 76.80 | 68.25 |
| 59.40 | 88.24 | 62.90 | 83.33 | 66.40 | 78.94 | 69.90 | 74.99 | 73.40 | 71.41 | 76.90 | 68.16 |
| 59.50 | 88.09 | 63.00 | 83.20 | 66.50 | 78.82 | 70.0 | 74.88 | 73.50 | 71.31 | 77.00 | 68.07 |
| 59.60 | 87.95 | 63.10 | 83.07 | 66.60 | 78.70 | 70.1 | 74.77 | 73.60 | 71.22 | 77.10 | 67.98 |
| 59.70 | 87.80 | 63.20 | 82.94 | 66.70 | 78.58 | 70.2 | 74.67 | 73.70 | 71.12 | 77.20 | 67.90 |
| 59.80 | 87.65 | 63.30 | 82.81 | 66.80 | 78.47 | 70.3 | 74.56 | 73.80 | 71.02 | 77.30 | 67.81 |
| 59.90 | 87.51 | 63.40 | 82.68 | 66.90 | 78.35 | 70.4 | 74.45 | 73.90 | 70.93 | 77.40 | 67.72 |
| 60.00 | 87.36 | 63.50 | 82.54 | 67.00 | 78.23 | 70.5 | 74.35 | 74.00 | 70.83 | 77.50 | 67.63 |
| 60.10 | 87.21 | 63.60 | 82.42 | 67.10 | 78.12 | 70.6 | 74.24 | 74.10 | 70.74 | 77.60 | 67.55 |
| 60.20 | 87.07 | 63.70 | 82.29 | 67.20 | 78.00 | 70.7 | 74.14 | 74.20 | 70.64 | 77.70 | 67.46 |
| 60.30 | 86.93 | 63.80 | 82.16 | 67.30 | 77.88 | 70.8 | 74.03 | 74.30 | 70.55 | 77.80 | 67.37 |
| 60.40 | 86.78 | 63.90 | 82.03 | 67.40 | 77.77 | 70.9 | 73.93 | 74.40 | 70.45 | 77.90 | 67.29 |
| 60.50 | 86.64 | 64.00 | 81.90 | 67.50 | 77.65 | 71.0 | 73.83 | 74.50 | 70.36 | 78.00 | 67.20 |
| 60.60 | 86.50 | 64.10 | 81.77 | 67.60 | 77.54 | 71.1 | 73.72 | 74.60 | 70.26 | 78.10 | 67.11 |
| 60.70 | 86.35 | 64.20 | 81.64 | 67.70 | 77.42 | 71.2 | 73.62 | 74.70 | 70.17 | 78.20 | 67.03 |
| 60.80 | 86.21 | 64.30 | 81.52 | 67.80 | 77.31 | 71.3 | 73.51 | 74.80 | 70.07 | 78.30 | 66.94 |
| 60.90 | 86.07 | 64.40 | 81.39 | 67.90 | 77.20 | 71.4 | 73.41 | 74.90 | 69.98 | 78.40 | 66.86 |
| 61.00 | 85.93 | 64.50 | 81.27 | 68.00 | 77.08 | 71.5 | 73.31 | 75.00 | 69.89 | 78.50 | 66.77 |
| 61.10 | 85.79 | 64.60 | 81.14 | 68.10 | 76.97 | 71.6 | 73.21 | 75.10 | 69.79 | 78.60 | 66.69 |
| 61.20 | 85.65 | 64.70 | 81.01 | 68.20 | 76.86 | 71.7 | 73.10 | 75.20 | 69.70 | 78.70 | 66.60 |
| 61.30 | 85.51 | 64.80 | 80.89 | 68.30 | 76.74 | 71.8 | 73.00 | 75.30 | 69.61 | 78.80 | 66.52 |
| 61.40 | 85.37 | 64.90 | 80.76 | 68.40 | 76.63 | 71.9 | 72.90 | 75.40 | 69.52 | 78.90 | 66.43 |



PEMBREY

THE WELSH NATIONAL MOTORSPORTS CENTRE

CIRCUIT LENGTH: 1.456 MILES / 2.343 KILOMETRES
CIRCUIT WIDTH: 35 FEET / 10.668 METRES



750 Motor Club Locost
Provisional Results - Race 1 - 1A

| Pl | No | Cl | Name | Car | Laps | Time | Behind | MPH | Best Lap on | MPH | |
|----|----|----|--------------------|--------|------|----------|---------|-------|-------------|-----|-------|
| 1 | 11 | LC | Tim GRAY | Locost | 10 | 12:03.11 | | 72.49 | 1:10.94 | 10 | 73.89 |
| 2 | 31 | LC | Alex JULIEN | Locost | 10 | 12:05.50 | 2.39 | 72.25 | 1:10.62 | 4 | 74.22 |
| 3 | 69 | LC | Daniel LEE STEVENS | Locost | 10 | 12:16.27 | 13.16 | 71.19 | 1:11.66 | 6 | 73.15 |
| 4 | 41 | LC | Brett TOWNSEND | Locost | 10 | 12:23.22 | 20.11 | 70.53 | 1:12.85 | 8 | 71.95 |
| 5 | 38 | LC | Brendan DUDLEY | Locost | 10 | 12:23.24 | 20.13 | 70.52 | 1:12.59 | 4 | 72.21 |
| 6 | 7 | LC | Andrew CRAPNELL | Locost | 10 | 12:24.62 | 21.51 | 70.39 | 1:12.55 | 4 | 72.25 |
| 7 | 65 | LC | Nigel HUGHES | Locost | 10 | 12:25.18 | 22.07 | 70.34 | 1:12.64 | 3 | 72.16 |
| 8 | 71 | LC | Richard BROWN | Locost | 10 | 12:26.00 | 22.89 | 70.26 | 1:12.95 | 10 | 71.85 |
| 9 | 62 | LC | Brian MITCHAM | Locost | 10 | 12:32.82 | 29.71 | 69.63 | 1:11.66 | 6 | 73.15 |
| 10 | 99 | LC | Stuart JAMES | Locost | 10 | 12:34.47 | 31.36 | 69.47 | 1:13.90 | 8 | 70.93 |
| 11 | 42 | LC | Paul BRYANT | Locost | 10 | 12:35.96 | 32.85 | 69.34 | 1:13.89 | 3 | 70.94 |
| 12 | 26 | LC | Dominic O'DONNELL | Locost | 10 | 12:41.78 | 38.67 | 68.81 | 1:14.29 | 4 | 70.56 |
| 13 | 44 | LC | Matt CHERRINGTON | Locost | 10 | 12:42.29 | 39.18 | 68.76 | 1:14.27 | 6 | 70.57 |
| 14 | 20 | LC | Mark BENSON | Locost | 10 | 12:45.29 | 42.18 | 68.49 | 1:13.76 | 7 | 71.06 |
| 15 | 39 | LC | Colin BECKWITH | Locost | 10 | 12:46.82 | 43.71 | 68.36 | 1:14.06 | 6 | 70.78 |
| 16 | 10 | LC | Malcolm MITTON | Locost | 10 | 12:49.12 | 46.01 | 68.15 | 1:13.86 | 3 | 70.97 |
| 17 | 33 | LC | Lee BAVERSTOCK | Locost | 10 | 12:53.70 | 50.59 | 67.75 | 1:15.30 | 7 | 69.61 |
| 18 | 51 | LC | Helen SAUNDERS | Locost | 10 | 12:54.27 | 51.16 | 67.70 | 1:15.37 | 9 | 69.54 |
| 19 | 34 | LC | Robert FITTER | Locost | 10 | 12:54.28 | 51.17 | 67.70 | 1:14.33 | 9 | 70.52 |
| 20 | 88 | LC | Nik TARRY | Locost | 10 | 13:20.36 | 1:17.25 | 65.49 | 1:14.21 | 3 | 70.63 |

Fastest Lap

31 LC Alex JULIEN Locost 1:10.62 4 74.22

Start Time : 13:19

Pembrey

12 Jul 03 13:33

| | | |
|--|--------------|---|
| Clerk of Course: <i>[Signature]</i> 13 40 | Time Issued: | Chief Timekeeper: <i>[Signature]</i> |
|--|--------------|---|

THESE RESULTS REMAIN PROVISIONAL FOR A MINIMUM OF 30 MINUTES FROM THE TIME OF ISSUE



750 Motor Club Locost

Provisional Results - Race 2 - 1B

| Pl | No | Cl | Name | Car | Laps | Time | Behind | MPH | Best Lap on | MPH |
|----|----|----|-----------------|--------|------|----------|---------|-------|-------------|----------|
| 1 | 70 | LC | Nick LEAR | Locost | 10 | 12:44.08 | | 68.60 | 1:14.92 | 9 69.96 |
| 2 | 77 | LC | Martin GAMBLING | Locost | 10 | 12:46.07 | 1.99 | 68.42 | 1:14.93 | 6 69.95 |
| 3 | 80 | LC | Paul COOPER | Locost | 10 | 13:05.57 | 21.49 | 66.72 | 1:15.62 | 9 69.31 |
| 4 | 30 | LC | Derek LINLEY | Locost | 10 | 13:11.85 | 27.77 | 66.19 | 1:15.50 | 10 69.43 |
| 5 | 74 | LC | Steve CULLIS | Locost | 10 | 13:12.99 | 28.91 | 66.10 | 1:16.64 | 7 68.39 |
| 6 | 79 | LC | Gavin PARKES | Locost | 10 | 13:15.81 | 31.73 | 65.86 | 1:16.44 | 3 68.57 |
| 7 | 75 | LC | Fred WHEELER | Locost | 10 | 13:20.47 | 36.39 | 65.48 | 1:17.67 | 6 67.49 |
| 8 | 48 | LC | Ian McLAUGHLIN | Locost | 10 | 13:24.24 | 40.16 | 65.17 | 1:16.67 | 8 68.37 |
| 9 | 28 | LC | David BLACK | Locost | 10 | 13:29.96 | 45.88 | 64.71 | 1:18.23 | 3 67.00 |
| 10 | 36 | LC | Mark GLOVER | Locost | 10 | 13:30.25 | 46.17 | 64.69 | 1:18.62 | 5 66.67 |
| 11 | 43 | LC | Darren SHEPHARD | Locost | 10 | 13:30.63 | 46.55 | 64.66 | 1:18.10 | 10 67.11 |
| 12 | 47 | LC | Robert PALIN | Locost | 10 | 13:58.76 | 1:14.68 | 62.49 | 1:16.57 | 3 68.46 |
| 13 | 66 | LC | Lee SIMPSON | Locost | 10 | 14:11.28 | 1:27.20 | 61.57 | 1:21.66 | 9 64.19 |

Fastest Lap

70 LC Nick LEAR Locost 1:14.92 9 69.96


Start Time : 13:37

Pembrey

12 Jul 03 13:53

| | | |
|--|--------------|---|
| Clerk of Course: <i>[Signature]</i> 14'02 | Time Issued: | Chief Timekeeper: <i>[Signature]</i> |
|--|--------------|---|

THESE RESULTS REMAIN PROVISIONAL FOR A MINIMUM OF 30 MINUTES FROM THE TIME OF ISSUE



750 Motor Club Locost Combined

| Pos | No | Name | Car | Session | Laps | Best | on Lap | Mph |
|-----|----|--------------------|--------|---------|------|---------|--------|-------|
| 1 | 31 | Alex JULIEN | Locost | A | 10 | 1:10.62 | 4 | 74.22 |
| 2 | 11 | Tim GRAY | Locost | A | 10 | 1:10.94 | 10 | 73.89 |
| 3 | 69 | Daniel LEE STEVENS | Locost | A | 10 | 1:11.66 | 6 | 73.15 |
| 4 | 62 | Brian MITCHAM | Locost | A | 10 | 1:11.66 | 6 | 73.15 |
| 5 | 7 | Andrew CRAPNELL | Locost | A | 10 | 1:12.55 | 4 | 72.25 |
| 6 | 38 | Brendan DUDLEY | Locost | A | 10 | 1:12.59 | 4 | 72.21 |
| 7 | 65 | Nigel HUGHES | Locost | A | 10 | 1:12.64 | 3 | 72.16 |
| 8 | 41 | Brett TOWNSEND | Locost | A | 10 | 1:12.85 | 8 | 71.95 |
| 9 | 71 | Richard BROWN | Locost | A | 10 | 1:12.95 | 10 | 71.85 |
| 10 | 20 | Mark BENSON | Locost | A | 10 | 1:13.76 | 7 | 71.06 |
| 11 | 10 | Malcolm MITTON | Locost | A | 10 | 1:13.86 | 3 | 70.97 |
| 12 | 42 | Paul BRYANT | Locost | A | 10 | 1:13.89 | 3 | 70.94 |
| 13 | 99 | Stuart JAMES | Locost | A | 10 | 1:13.90 | 8 | 70.93 |
| 14 | 39 | Colin BECKWITH | Locost | A | 10 | 1:14.06 | 6 | 70.78 |
| 15 | 88 | Nik TARRY | Locost | A | 10 | 1:14.21 | 3 | 70.63 |
| 16 | 44 | Matt CHERRINGTON | Locost | A | 10 | 1:14.27 | 6 | 70.57 |
| 17 | 26 | Dominic O'DONNELL | Locost | A | 10 | 1:14.29 | 4 | 70.56 |
| 18 | 34 | Robert FITTER | Locost | A | 10 | 1:14.33 | 9 | 70.52 |
| 19 | 70 | Nick LEAR | Locost | B | 10 | 1:14.92 | 9 | 69.96 |
| 20 | 77 | Martin GAMBLING | Locost | B | 10 | 1:14.93 | 6 | 69.95 |
| 21 | 33 | Lee BAVERSTOCK | Locost | A | 10 | 1:15.30 | 7 | 69.61 |
| 22 | 51 | Helen SAUNDERS | Locost | A | 10 | 1:15.37 | 9 | 69.54 |
| 23 | 30 | Derek LINLEY | Locost | B | 10 | 1:15.50 | 10 | 69.43 |
| 24 | 80 | Paul COOPER | Locost | B | 10 | 1:15.62 | 9 | 69.31 |
| 25 | 79 | Gavin PARKES | Locost | B | 10 | 1:16.44 | 3 | 68.57 |
| 26 | 47 | Robert PALIN | Locost | B | 10 | 1:16.57 | 3 | 68.46 |
| 27 | 74 | Steve CULLIS | Locost | B | 10 | 1:16.64 | 7 | 68.39 |
| 28 | 48 | Ian McLAUGHLIN | Locost | B | 10 | 1:16.67 | 8 | 68.37 |
| 29 | 75 | Fred WHEELER | Locost | B | 10 | 1:17.67 | 6 | 67.49 |
| 30 | 43 | Darren SHEPHARD | Locost | B | 10 | 1:18.10 | 10 | 67.11 |
| 31 | 28 | David BLACK | Locost | B | 10 | 1:18.23 | 3 | 67.00 |
| 32 | 36 | Mark GLOVER | Locost | B | 10 | 1:18.62 | 5 | 66.67 |
| 33 | 66 | Lee SIMPSON | Locost | B | 10 | 1:21.66 | 9 | 64.19 |

Pembrey


12 Jul 03 13:55

Clerk of Course:

Time Issued:

Chief Timekeeper:

THESE RESULTS REMAIN PROVISIONAL FOR A MINIMUM OF 30 MINUTES FROM THE TIME OF ISSUE



Sports Racing & GT
Provisional Results - Race 3

| Pl | No | Cl | Name | Car | Laps | Time | Behind | MPH | Best Lap on | MPH |
|-----------------------|----|-----|------------------|------------------|------|----------|---------|-------|-------------|----------|
| 1 | 1 | SRA | Cheng LIM | Ram SC Cobra | 10 | 11:22.81 | | 76.77 | 1:06.81 | 3 78.46 |
| 2 | 2 | SRA | Mark JORDAN | Cobra | 10 | 11:23.23 | 0.42 | 76.72 | 1:06.42 | 3 78.92 |
| 3 | 5 | SRI | Mal DAVISON | Porsche 911 | 10 | 11:31.54 | 8.73 | 75.80 | 1:07.22 | 3 77.98 |
| 4 | 37 | SRB | Mike WALKER | Porsche 911 | 10 | 11:35.44 | 12.63 | 75.37 | 1:08.34 | 9 76.70 |
| 5 | 25 | SRB | Doug ELLWOOD | TVR Griffith | 10 | 11:39.86 | 17.05 | 74.89 | 1:08.29 | 7 76.76 |
| 6 | 53 | SRC | John WILKES | Lister Knobbly | 10 | 11:41.53 | 18.72 | 74.72 | 1:08.24 | 9 76.81 |
| 7 | 27 | SRB | Graham PADDICK | Kougar Jaguar | 10 | 11:42.98 | 20.17 | 74.56 | 1:08.73 | 4 76.26 |
| 8 | 55 | SRD | Myles CASTALDINI | Davrian GT | 10 | 11:52.22 | 29.41 | 73.60 | 1:09.10 | 7 75.86 |
| 9 | 50 | SRD | Ken PATON | D Type Jaguar | 10 | 11:55.32 | 32.51 | 73.28 | 1:09.71 | 10 75.19 |
| 10 | 59 | SRC | Richard ABELS | Jaguar E Type | 10 | 11:58.67 | 35.86 | 72.93 | 1:10.22 | 4 74.65 |
| 11 | 4 | SRD | Paul MORGAN | Ginetta G15 | 10 | 11:59.65 | 36.84 | 72.84 | 1:10.07 | 7 74.81 |
| 12 | 48 | SRB | John ARNOLD | Revival D Type | 10 | 12:00.39 | 37.58 | 72.76 | 1:10.28 | 8 74.58 |
| 13 | 26 | SRA | Clinton DORRELL | GD427 Cobra | 10 | 12:01.70 | 38.89 | 72.63 | 1:08.41 | 4 76.62 |
| 14 | 11 | SRD | Ken CULVERWELL | Lotus 11 Replica | 10 | 12:19.90 | 57.09 | 70.84 | 1:11.94 | 10 72.86 |
| 15 | 16 | SRB | John FORD | Revival D Type | 10 | 12:35.04 | 1:12.23 | 69.42 | 1:13.68 | 6 71.14 |
| 16 | 22 | SRB | Phillip HAMMOND | Dax Cobra | 9 | 11:25.64 | 1 Lap | 68.80 | 1:12.61 | 6 72.19 |
| 17 | 28 | SRD | Anna ROBINS | Reliant Sabre 6 | 9 | 11:38.62 | 1 Lap | 67.53 | 1:14.76 | 5 70.11 |
| 18 | 20 | SRC | Bruce FULLERTON | Davrian GT | 9 | 12:11.40 | 1 Lap | 64.50 | 1:17.33 | 4 67.78 |
| 19 | 32 | SRD | Kathy EVANS | Ginetta G27 | 8 | 11:49.42 | 2 Laps | 59.11 | 1:24.81 | 6 61.80 |
| <u>Not-Classified</u> | | | | | | | | | | |
| | 19 | SRD | John MORGAN | Ginetta G15 | 7 | 9:34.48 | DNF | 63.87 | 1:17.58 | 4 67.56 |

Fastest Lap

| | | | | | | | | | | |
|----|-----|------------------|----------------|--|--|--|--|---------|---|-------|
| 5 | SRI | Mal DAVISON | Porsche 911 | | | | | 1:07.22 | 3 | 77.98 |
| 2 | SRA | Mark JORDAN | Cobra | | | | | 1:06.42 | 3 | 78.92 |
| 25 | SRB | Doug ELLWOOD | TVR Griffith | | | | | 1:08.29 | 7 | 76.76 |
| 53 | SRC | John WILKES | Lister Knobbly | | | | | 1:08.24 | 9 | 76.81 |
| 55 | SRD | Myles CASTALDINI | Davrian GT | | | | | 1:09.10 | 7 | 75.86 |

Start Time : 14:00

Pembrey

12 Jun 03 14:14

Clerk of Course:

Time Issued:

Chief Timekeeper:

THESE RESULTS REMAIN PROVISIONAL FOR A MINIMUM OF 30 MINUTES FROM THE TIME OF ISSUE



**Demon Tweeks/Yokohama Stock Hatch
Provisional Results - Race 4 - Heat 1**

| Pl | No | Cl | Name | Car | Laps | Time | Behind | MPH | Best Lap on | MPH |
|----|-----|----|--------------------|-------------------|------|----------|--------|-------|-------------|----------|
| 1 | 39 | SH | Richard KINGSNORTH | Peugeot 205 GTi | 10 | 12:31.68 | | 69.73 | 1:13.93 | 4 70.90 |
| 2 | 95 | SH | Trevor CORTEIL | Fiesta XR2 | 10 | 12:43.16 | 11.48 | 68.68 | 1:14.47 | 10 70.39 |
| 3 | 29 | SH | Dave BALDING | Fiesta XR2 | 10 | 12:43.35 | 11.67 | 68.67 | 1:15.01 | 10 69.88 |
| 4 | 61 | SH | Tony TAYLOR | Peugeot 205 GTi | 10 | 12:45.48 | 13.80 | 68.47 | 1:14.71 | 2 70.16 |
| 5 | 58 | SH | Martin BOON | Fiesta Si | 10 | 12:45.98 | 14.30 | 68.43 | 1:14.46 | 4 70.39 |
| 6 | 104 | SH | John HEMMING | Nova GTE | 10 | 12:50.66 | 18.98 | 68.01 | 1:14.86 | 10 70.02 |
| 7 | 102 | SH | Mark ALDEN | Peugeot 106 XSi | 10 | 12:51.59 | 19.91 | 67.93 | 1:15.08 | 10 69.81 |
| 8 | 50 | SH | Ian LAUGHTON | Fiesta XR2 | 10 | 12:51.99 | 20.31 | 67.90 | 1:14.92 | 9 69.96 |
| 9 | 98 | SH | Ian OAKES | Vauxhall Nova GTE | 10 | 12:52.88 | 21.20 | 67.82 | 1:15.09 | 10 69.80 |
| 10 | 15 | SH | Tyson LAMP | Suzuki Swift GTi | 10 | 12:53.50 | 21.82 | 67.76 | 1:15.34 | 10 69.57 |
| 11 | 97 | SH | Tim SPEED | Peugeot 205 GTi | 10 | 12:53.89 | 22.21 | 67.73 | 1:15.31 | 10 69.60 |
| 12 | 27 | SH | Stewart NIND | Peugeot 205 GTi | 10 | 12:54.29 | 22.61 | 67.70 | 1:15.14 | 7 69.76 |
| 13 | 19 | SH | Andy CLARKSON | Fiesta XR2 | 10 | 12:54.57 | 22.89 | 67.67 | 1:15.15 | 7 69.75 |
| 14 | 55 | SH | Tony HEADLAND | Fiesta XR2 | 10 | 12:57.06 | 25.38 | 67.45 | 1:15.58 | 8 69.35 |
| 15 | 47 | SH | John MUNDAY | Peugeot 205 GTi | 10 | 12:58.20 | 26.52 | 67.36 | 1:14.10 | 7 70.74 |
| 16 | 122 | SH | Chris STAUNTON | Peugeot 205 | 10 | 13:05.90 | 34.22 | 66.70 | 1:15.36 | 5 69.55 |
| 17 | 110 | SH | Noel MOFFITT | Peugeot 205 GTi | 10 | 13:06.94 | 35.26 | 66.61 | 1:16.10 | 4 68.88 |
| 18 | 57 | SH | Dave WRIGHT | Peugeot 205 GTi | 10 | 13:10.33 | 38.65 | 66.32 | 1:16.46 | 7 68.55 |
| 19 | 99 | SH | Matt FINCHAM | Peugeot 205 GTi | 10 | 13:10.69 | 39.01 | 66.29 | 1:15.54 | 8 69.39 |
| 20 | 41 | SH | John TOWNSHEND | Peugeot 205 GTi | 10 | 13:11.62 | 39.94 | 66.21 | 1:16.36 | 10 68.64 |
| 21 | 125 | SH | Maurice HAYDEN | Citroen Saxo | 10 | 13:19.98 | 48.30 | 65.52 | 1:15.68 | 7 69.26 |
| 22 | 114 | SH | Julie HASSELL | Fiesta XR2i | 10 | 13:21.07 | 49.39 | 65.43 | 1:18.06 | 5 67.15 |
| 23 | 103 | SH | Derek ROZIER | Fiesta XR2 | 10 | 13:25.26 | 53.58 | 65.09 | 1:18.34 | 7 66.91 |
| 24 | 77 | SH | Craig EMMERSON | Nova GTE | 10 | 13:30.12 | 58.44 | 64.70 | 1:17.66 | 5 67.49 |
| 25 | 72 | SH | Paul JOHNSON | Suzuki Swift GTi | 10 | 13:30.67 | 58.99 | 64.66 | 1:17.28 | 7 67.83 |

Not-Classified

| | | | | | | | | | | |
|-----|----|--------------|------------|---|---------|-----|-------|---------|---|-------|
| 136 | SH | Alan HASSELL | Fiesta XR2 | 4 | 5:45.16 | DNF | 60.74 | 1:20.37 | 0 | 65.22 |
|-----|----|--------------|------------|---|---------|-----|-------|---------|---|-------|

Fastest Lap

| | | | | | | | | | | |
|----|----|--------------------|-----------------|--|--|--|--|---------|---|-------|
| 39 | SH | Richard KINGSNORTH | Peugeot 205 GTi | | | | | 1:13.93 | 4 | 70.90 |
|----|----|--------------------|-----------------|--|--|--|--|---------|---|-------|

Start Time : 14:20

Pembrey

12 Jul 03 14:35

| | | |
|--|--------------|---|
| Clerk of Course: <i>[Signature]</i> 14:43 | Time Issued: | Chief Timekeeper: <i>[Signature]</i> |
|--|--------------|---|

THESE RESULTS REMAIN PROVISIONAL FOR A MINIMUM OF 30 MINUTES FROM THE TIME OF ISSUE



MDS Battery RGB
Provisional Results - Race 5

| Pl | No | Cl | Name | Car | Laps | Time | Behind | MPH | Best Lap on | MPH |
|-----------------------|-----|---------------|-----------------------|-----------------------|----------|----------|---------|---------|-------------|---------|
| 1 | 51 | BEA | Andy CHARLEY | Fisher Fury | 12 | 13:02.61 | | 80.37 | 1:04.10 | 4 81.77 |
| 2 | 27 | BEC | Martin BROOKS | Stuart Taylor Phoenix | 12 | 13:03.73 | 1.12 | 80.26 | 1:04.05 | 6 81.84 |
| 3 | 9 | BEA | Jonathan WRIGHT | Westfield Megabua | 12 | 13:15.73 | 13.12 | 79.05 | 1:04.61 | 4 81.13 |
| 4 | 6 | BEC | Gordon GRIFFIN | Fisher Fury | 12 | 13:25.33 | 22.72 | 78.10 | 1:04.75 | 3 80.95 |
| 5 | 32 | BEC | Phil GREENWAY | Sylva Phoenix | 12 | 13:25.88 | 23.27 | 78.05 | 1:05.93 | 3 79.50 |
| 6 | 39 | BEC | Andy LAMPORT | Fisher Fury Spyder | 12 | 13:39.80 | 37.19 | 76.73 | 1:06.14 | 2 79.25 |
| 7 | 4 | BEC | Peter HURST | Locoblade | 12 | 13:40.85 | 38.24 | 76.63 | 1:06.15 | 5 79.24 |
| 8 | 17 | BEA | Dave JONES | Tiger B6 | 12 | 13:41.05 | 38.44 | 76.61 | 1:05.75 | 4 79.72 |
| 9 | 41 | BEA | John STEWART | Fisher Fury | 12 | 13:41.55 | 38.94 | 76.56 | 1:06.20 | 3 79.18 |
| 10 | 25 | BEA | Scott NICHOLSON | Fisher Fury | 12 | 13:44.70 | 42.09 | 76.27 | 1:06.54 | 4 78.77 |
| 11 | 5 | BEC | Matthew ROWE | Westfield Megablade | 12 | 13:45.81 | 43.20 | 76.17 | 1:06.16 | 4 79.23 |
| 12 | 14 | BEC | Andrew DRAKE | Westfield SE | 12 | 13:46.42 | 43.81 | 76.11 | 1:06.97 | 4 78.27 |
| 13 | 33 | BEB | Mark FARTHING | Caterham Fireblade | 12 | 13:48.23 | 45.62 | 75.94 | 1:07.15 | 5 78.06 |
| 14 | 28 | BEC | David CHAPMAN | Fisher Fury | 12 | 13:49.10 | 46.49 | 75.86 | 1:06.90 | 4 78.35 |
| 15 | 18 | BEC | Graham HILLS | Fisher Fury | 12 | 13:57.77 | 55.16 | 75.08 | 1:05.65 | 5 79.84 |
| 16 | 36 | BEC | Charlie GREGORY | Fisher Fury | 12 | 13:59.31 | 56.70 | 74.94 | 1:07.06 | 5 78.16 |
| 17 | 24 | BEC | Paul HAYNES | Fisher Fury | 12 | 14:01.60 | 58.99 | 74.74 | 1:08.21 | 6 76.85 |
| 18 | 22 | BEC | Stuart TANTON | Fisher Fury | 11 | 13:03.65 | 1 Lap | 73.58 | 1:08.51 | 5 76.51 |
| 19 | 34 | BEA | James JOHNSON | Tiger Avon | 11 | 13:05.78 | 1 Lap | 73.38 | 1:08.58 | 4 76.43 |
| 20 | 52 | BEC | Gordon MILNER | Fisher Fury | 11 | 13:06.26 | 1 Lap | 73.33 | 1:08.50 | 7 76.52 |
| 21 | 56 | BEC | Chris SUCKLING | Stuart Taylor Phoenix | 11 | 13:07.87 | 1 Lap | 73.18 | 1:07.22 | 5 77.98 |
| 22 | 15 | BEB | Tom BARNARD | Tiger B6 | 11 | 13:14.73 | 1 Lap | 72.55 | 1:09.66 | 4 75.25 |
| <u>Not-Classified</u> | | | | | | | | | | |
| 53 | BEA | Ian HARRISON | Tiger Avon | 9 | 10:15.56 | DNF | 76.64 | 1:05.58 | 6 | 79.93 |
| 19 | BEC | Darcy SMITH | Phoenix | 2 | 3:17.06 | DNF | 53.2 | 2:01.43 | 2 | 43.17 |
| 55 | BEC | Neil ATKINSON | Sylva Phoenix | 1 | 1:18.82 | DNF | 66.50 | | 0 | 0.00 |
| <u>Non-Starters</u> | | | | | | | | | | |
| 7 | BEC | Mark FALCO | Fisher Fury | | | | | | | |
| <u>Fastest Lap</u> | | | | | | | | | | |
| 51 | BEA | Andy CHARLEY | Fisher Fury | | | | 1:04.10 | | 4 | 81.77 |
| 27 | BEC | Martin BROOKS | Stuart Taylor Phoenix | | | | 1:04.05 | | 6 | 81.84 |
| 33 | BEB | Mark FARTHING | Caterham Fireblade | | | | 1:07.15 | | 5 | 78.06 |


Start Time : 14:42

Pembrey

12 Jul 03 14:57

| | | |
|--|--------------|---|
| Clerk of Course: <i>[Signature]</i> | Time Issued: | Chief Timekeeper: <i>[Signature]</i> |
|--|--------------|---|

THESE RESULTS REMAIN PROVISIONAL FOR A MINIMUM OF 30 MINUTES FROM THE TIME OF ISSUE



750 Motor Club 750 Formula Provisional Results - Race 6

| Pl | No | Cl | Name | Car | Laps | Time | Behind | MPH | Best Lap on | MPH |
|----|----|-----|---------------|--------------|------|----------|---------|-------|-------------|---------|
| 1 | 2 | F7 | Anthony RAINE | Centaur Mk16 | 10 | 11:27.49 | | 76.24 | 1:07.04 | 4 78.19 |
| 2 | 4 | F7 | Bob SIMPSON | SS Reliant | 10 | 11:27.66 | 0.17 | 76.22 | 1:07.03 | 8 78.20 |
| 3 | 3 | F7 | Peter BOVE | Darvi 88/P | 10 | 11:28.64 | 1.15 | 76.12 | 1:07.14 | 7 78.07 |
| 4 | 8 | F7B | Will JOHNSTON | Centaur Mk16 | 10 | 11:36.61 | 9.12 | 75.24 | 1:07.15 | 9 78.06 |
| 5 | 55 | F7B | Roger ROWE | Centaur Mk20 | 10 | 11:51.44 | 23.95 | 73.68 | 1:07.46 | 4 77.70 |
| 6 | 5 | F7 | Paul MORRIS | Darvi 92J | 10 | 12:10.43 | 42.94 | 71.76 | 1:10.97 | 2 73.86 |
| 7 | 42 | F7B | Martin KEMP | Darvi Mk6 | 10 | 12:10.59 | 43.10 | 71.74 | 1:11.07 | 8 73.75 |
| 8 | 14 | F7 | Rodney HILL | Mystic T4/21 | 10 | 12:17.66 | 50.17 | 71.06 | 1:11.99 | 2 72.81 |
| 9 | 27 | F7B | Sue BUXTON | Darvi Mk5/97 | 10 | 12:35.38 | 1:07.89 | 69.39 | 1:13.41 | 6 71.40 |
| 10 | 23 | F7B | David BASS | Time 3B | 9 | 12:20.16 | 1 Lap | 63.74 | 1:17.51 | 7 67.62 |

Fastest Lap

| | | | | | | |
|---|-----|---------------|--------------|---------|---|-------|
| 4 | F7 | Bob SIMPSON | SS Reliant | 1:07.03 | 8 | 78.20 |
| 8 | F7B | Will JOHNSTON | Centaur Mk16 | 1:07.15 | 9 | 78.06 |


Start Time : 15:10

Pembrey

12 Jul 03 15:24

| | | |
|--|--------------|---|
| Clerk of Course: <i>W. H. 15:31</i> | Time Issued: | Chief Timekeeper: <i>[Signature]</i> |
|--|--------------|---|

THESE RESULTS REMAIN PROVISIONAL FOR A MINIMUM OF 30 MINUTES FROM THE TIME OF ISSUE



Demon Tweeks/Yokohama Hot Hatch

Provisional Results - Race 7

| Pl | No | Cl | Name | Car | Laps | Time | Behind | MPH | Best Lap on | MPH |
|----|----|-----|-----------------|-----------------|------|----------|--------|-------|-------------|---------|
| 1 | 19 | HHA | Roger EBDON | Fiesta XR2 | 10 | 11:43.09 | | 74.55 | 1:09.00 | 4 75.97 |
| 2 | 3 | HHA | Andy FELLO | Fiesta XR2 | 10 | 11:47.12 | 4.03 | 74.13 | 1:09.27 | 3 75.67 |
| 3 | 30 | HHA | Craig DAWSON | Fiesta XR2i | 10 | 11:51.32 | 8.23 | 73.69 | 1:09.62 | 4 75.29 |
| 4 | 1 | HHA | Lee REYNOLDS | Citroen Saxo | 10 | 11:53.25 | 10.16 | 73.49 | 1:09.27 | 5 75.67 |
| 5 | 16 | HHA | Martyn CULLEY | Fiesta XR2 | 10 | 11:56.04 | 12.95 | 73.20 | 1:10.03 | 5 74.85 |
| 6 | 5 | HHA | Mark CUNNINGHAM | Fiesta Sport | 10 | 12:02.10 | 19.01 | 72.59 | 1:10.19 | 5 74.68 |
| 7 | 15 | HHA | Barrie CULLEY | Fiesta XR2 | 10 | 12:03.42 | 20.33 | 72.46 | 1:10.98 | 4 73.85 |
| 8 | 97 | HHB | Andy McLENNAN | Suzuki Swift | 10 | 12:05.16 | 22.07 | 72.28 | 1:10.84 | 7 73.99 |
| 9 | 28 | HHA | Andy NEAL | Fiesta XR2 | 10 | 12:14.91 | 31.82 | 71.32 | 1:11.36 | 2 73.45 |
| 10 | 23 | HHA | Steve TREEN | Peugeot 205 GTi | 10 | 12:20.66 | 37.57 | 70.77 | 1:12.10 | 6 72.70 |

Not-Classified

| | | | | | | | | | |
|----|-----|-----------------|-----------------|---|----------|-----|-------|---------|---------|
| 80 | HHA | Mark HAMMERSLEY | Peugeot 205 GTi | 7 | 8:44.48 | DNF | 69.96 | 1:10.64 | 2 74.20 |
| 68 | HHA | Andrew WOOD | Ford Fiesta | 5 | 12:42.00 | | 34.39 | 1:17.91 | 4 67.28 |
| 20 | HHA | Stephen WOOD | Peugeot 205 GTi | 2 | 2:59.43 | DNF | 58.43 | 1:32.77 | 2 56.50 |

Non-Starters

| | | | |
|----|-----|--------------|-----------------|
| 64 | HHA | Mike WEBB | Escort RS2000 |
| 88 | HHA | Simon HARVEY | Peugeot 306 GTi |

Fastest Lap

| | | | | | |
|----|-----|---------------|--------------|---------|---------|
| 19 | HHA | Roger EBDON | Fiesta XR2 | 1:09.00 | 4 75.97 |
| 97 | HHB | Andy McLENNAN | Suzuki Swift | 1:10.84 | 7 73.99 |

Start Time : 15:29

Pembrey

12 Jul 03 15:43

Clerk of Course:

Time Issued:

Chief Timekeeper:

THESE RESULTS REMAIN PROVISIONAL FOR A MINIMUM OF 30 MINUTES FROM THE TIME OF ISSUE



Numerica Sports Racing & GT

Provisional Results - Race 8

| Pl | No | Cl | Name | Car | Laps | Time | Behind | MPH | Best Lap on | MPH | |
|----|----|-----|------------------|------------------|------|----------|---------|-------|-------------|-----|-------|
| 1 | 1 | SRA | Cheng LIM | Ram SC Cobra | 12 | 13:35.75 | | 77.11 | 1:06.45 | 10 | 78.88 |
| 2 | 2 | SRA | Mark JORDAN | Cobra | 12 | 13:44.27 | 8.52 | 76.31 | 1:06.74 | 12 | 78.54 |
| 3 | 5 | SRI | Mal DAVISON | Porsche 911 | 12 | 13:50.06 | 14.31 | 75.78 | 1:08.07 | 8 | 77.00 |
| 4 | 37 | SRB | Mike WALKER | Porsche 911 | 12 | 13:56.57 | 20.82 | 75.19 | 1:08.12 | 7 | 76.95 |
| 5 | 25 | SRB | Doug ELLWOOD | TVR Griffith | 12 | 14:01.24 | 25.49 | 74.77 | 1:08.30 | 6 | 76.74 |
| 6 | 26 | SRA | Clinton DORRELL | GD427 Cobra | 12 | 14:03.98 | 28.23 | 74.53 | 1:08.05 | 6 | 77.03 |
| 7 | 55 | SRD | Myles CASTALDINI | Davrian GT | 12 | 14:06.47 | 30.72 | 74.31 | 1:08.28 | 12 | 76.77 |
| 8 | 50 | SRD | Ken PATON | D Type Jaguar | 12 | 14:08.44 | 32.69 | 74.14 | 1:08.95 | 3 | 76.02 |
| 9 | 27 | SRB | Graham PADDICK | Kougar Jaguar | 12 | 14:10.65 | 34.90 | 73.94 | 1:09.26 | 6 | 75.68 |
| 10 | 59 | SRC | Richard ABELS | Jaguar E Type | 12 | 14:28.08 | 52.33 | 72.46 | 1:10.89 | 7 | 73.94 |
| 11 | 4 | SRD | Paul MORGAN | Ginetta G15 | 12 | 14:35.62 | 59.87 | 71.83 | 1:10.69 | 12 | 74.15 |
| 12 | 48 | SRB | John ARNOLD | Revival D Type | 12 | 14:43.01 | 1:07.26 | 71.23 | 1:12.10 | 10 | 72.70 |
| 13 | 11 | SRD | Ken CULVERWELL | Lotus 11 Replica | 12 | 14:43.52 | 1:07.77 | 71.19 | 1:11.54 | 5 | 73.27 |
| 14 | 22 | SRB | Phillip HAMMOND | Dax Cobra | 11 | 13:38.01 | 1 Lap | 70.49 | 1:11.86 | 4 | 72.94 |
| 15 | 16 | SRB | John FORD | Revival D Type | 11 | 13:42.17 | 1 Lap | 70.13 | 1:12.82 | 10 | 71.98 |
| 16 | 53 | SRC | John WILKES | Lister Knobbly | 11 | 13:42.51 | 1 Lap | 70.10 | 1:08.39 | 6 | 76.64 |
| 17 | 28 | SRD | Anna ROBINS | Reliant Sabre 6 | 11 | 14:15.50 | 1 Lap | 67.40 | 1:15.71 | 6 | 69.23 |
| 18 | 20 | SRC | Bruce FULLERTON | Davrian GT | 11 | 14:42.90 | 1 Lap | 65.30 | 1:17.47 | 2 | 67.66 |
| 19 | 19 | SRD | John MORGAN | Ginetta G15 | 11 | 14:48.00 | 1 Lap | 64.93 | 1:17.57 | 2 | 67.57 |
| 20 | 32 | SRD | Kathy EVANS | Ginetta G27 | 10 | 14:29.88 | 2 Laps | 60.26 | 1:21.98 | 3 | 63.94 |

Fastest Lap

| | | | | | | |
|----|-----|------------------|----------------|---------|----|-------|
| 1 | SRA | Cheng LIM | Ram SC Cobra | 1:06.45 | 10 | 78.88 |
| 5 | SRI | Mal DAVISON | Porsche 911 | 1:08.07 | 8 | 77.00 |
| 37 | SRB | Mike WALKER | Porsche 911 | 1:08.12 | 7 | 76.95 |
| 53 | SRC | John WILKES | Lister Knobbly | 1:08.39 | 6 | 76.64 |
| 55 | SRD | Myles CASTALDINI | Davrian GT | 1:08.28 | 12 | 76.77 |

Start Time : 15:52

Pembrey

12 Jul 03 16:08

Clerk of Course:

Time Issued:

Chief Timekeeper:

THESE RESULTS REMAIN PROVISIONAL FOR A MINIMUM OF 30 MINUTES FROM THE TIME OF ISSUE



750 Motor Club Locost

Provisional Results - Race 9 - 2A

| Pl | No | Cl | Name | Car | Laps | Time | Behind | MPH | Best Lap on | MPH |
|-----------------------|----|----|--------------------|--------|------|----------|---------|-------|-------------|----------|
| 1 | 11 | LC | Tim GRAY | Locost | 12 | 14:26.82 | | 72.56 | 1:11.07 | 11 73.75 |
| 2 | 31 | LC | Alex JULIEN | Locost | 12 | 14:31.48 | 4.66 | 72.18 | 1:11.03 | 8 73.79 |
| 3 | 69 | LC | Daniel LEE STEVENS | Locost | 12 | 14:35.91 | 9.09 | 71.81 | 1:11.33 | 8 73.48 |
| 4 | 62 | LC | Brian MITCHAM | Locost | 12 | 14:36.13 | 9.31 | 71.79 | 1:11.63 | 4 73.18 |
| 5 | 41 | LC | Brett TOWNSEND | Locost | 12 | 14:45.12 | 18.30 | 71.06 | 1:12.35 | 4 72.45 |
| 6 | 65 | LC | Nigel HUGHES | Locost | 12 | 14:45.99 | 19.17 | 70.99 | 1:12.59 | 11 72.21 |
| 7 | 7 | LC | Andrew CRAPNELL | Locost | 12 | 14:47.38 | 20.56 | 70.88 | 1:12.74 | 9 72.06 |
| 8 | 10 | LC | Malcolm MITTON | Locost | 12 | 15:02.97 | 36.15 | 69.66 | 1:13.89 | 5 70.94 |
| 9 | 99 | LC | Stuart JAMES | Locost | 12 | 15:04.24 | 37.42 | 69.56 | 1:13.66 | 3 71.16 |
| 10 | 88 | LC | Nik TARRY | Locost | 12 | 15:05.23 | 38.41 | 69.48 | 1:13.13 | 7 71.68 |
| 11 | 34 | LC | Robert FITTER | Locost | 12 | 15:13.83 | 47.01 | 68.83 | 1:14.43 | 6 70.42 |
| 12 | 39 | LC | Colin BECKWITH | Locost | 12 | 15:17.75 | 50.93 | 68.54 | 1:14.68 | 6 70.19 |
| 13 | 26 | LC | Dominic O'DONNELL | Locost | 12 | 15:17.84 | 51.02 | 68.53 | 1:14.39 | 6 70.46 |
| 14 | 77 | LC | Martin GAMBLING | Locost | 12 | 15:22.53 | 55.71 | 68.18 | 1:14.39 | 9 70.46 |
| 15 | 44 | LC | Matt CHERRINGTON | Locost | 12 | 15:22.71 | 55.89 | 68.17 | 1:14.68 | 6 70.19 |
| 16 | 70 | LC | Nick LEAR | Locost | 12 | 15:23.92 | 57.10 | 68.08 | 1:14.65 | 9 70.22 |
| 17 | 20 | LC | Mark BENSON | Locost | 12 | 15:26.93 | 1:00.11 | 67.86 | 1:14.94 | 11 69.94 |
| 18 | 42 | LC | Paul BRYANT | Locost | 12 | 15:40.38 | 1:13.56 | 66.89 | 1:15.28 | 7 69.63 |
| Not-Classified | | | | | | | | | | |
| 71 | LC | | Richard BROWN | Locost | 11 | 13:40.30 | DNF | 70.29 | 1:13.18 | 7 71.63 |
| 38 | LC | | Brendan DUDLEY | Locost | 11 | 13:41.43 | DNF | 70.19 | 1:12.22 | 11 72.58 |
| Fastest Lap | | | | | | | | | | |
| 31 | LC | | Alex JULIEN | Locost | | | | | 1:11.03 | 8 73.79 |

Start Time : 16:13

Pembrey

12 Jul 03 16:30

Clerk of Course:

Time Issued:

Chief Timekeeper:

THESE RESULTS REMAIN PROVISIONAL FOR A MINIMUM OF 30 MINUTES FROM THE TIME OF ISSUE



750 Motor Club Locost
Provisional Results - Race 10 - 2B

| Pl | No | Cl | Name | Car | Laps | Time | Behind | MPH | Best Lap on | MPH |
|-----------------------|----|----|-----------------|--------|------|----------|--------|-------|-------------|----------|
| 1 | 51 | LC | Helen SAUNDERS | Locost | 12 | 15:19.45 | | 68.41 | 1:14.89 | 8 69.99 |
| 2 | 33 | LC | Lee BAVERSTOCK | Locost | 12 | 15:19.48 | 0.03 | 68.41 | 1:15.05 | 9 69.84 |
| 3 | 47 | LC | Robert PALIN | Locost | 12 | 15:30.46 | 11.01 | 67.60 | 1:15.51 | 6 69.42 |
| 4 | 30 | LC | Derek LINLEY | Locost | 12 | 15:32.50 | 13.05 | 67.45 | 1:15.48 | 10 69.44 |
| 5 | 79 | LC | Gavin PARKES | Locost | 12 | 15:32.91 | 13.46 | 67.42 | 1:15.94 | 8 69.02 |
| 6 | 48 | LC | Ian McLAUGHLIN | Locost | 12 | 15:54.61 | 35.16 | 65.89 | 1:16.72 | 2 68.32 |
| 7 | 43 | LC | Darren SHEPHARD | Locost | 12 | 15:54.84 | 35.39 | 65.87 | 1:17.17 | 12 67.92 |
| 8 | 75 | LC | Fred WHEELER | Locost | 12 | 15:55.28 | 35.83 | 65.84 | 1:16.93 | 12 68.13 |
| 9 | 74 | LC | Steve CULLIS | Locost | 12 | 15:56.10 | 36.65 | 65.79 | 1:17.42 | 12 67.70 |
| 10 | 36 | LC | Mark GLOVER | Locost | 12 | 16:05.91 | 46.46 | 65.12 | 1:18.03 | 8 67.17 |
| 11 | 28 | LC | David BLACK | Locost | 12 | 16:13.99 | 54.54 | 64.58 | 1:18.68 | 3 66.62 |
| 12 | 66 | LC | Lee SIMPSON | Locost | 11 | 15:37.09 | 1 Lap | 61.53 | 1:22.33 | 7 63.67 |
| <u>Not-Classified</u> | | | | | | | | | | |
| | 80 | LC | Paul COOPER | Locost | 8 | 10:15.15 | DNF | 68.17 | 1:14.93 | 8 69.95 |
| <u>Fastest Lap</u> | | | | | | | | | | |
| | 51 | LC | Helen SAUNDERS | Locost | | | | | 1:14.89 | 8 69.99 |

Start Time : 16:36

Pembrey

12 Jul 03 16:54

Clerk of Course: *[Signature]* 17:25

Time Issued:

Chief Timekeeper: *[Signature]*

THESE RESULTS REMAIN PROVISIONAL FOR A MINIMUM OF 30 MINUTES FROM THE TIME OF ISSUE



**Demon Tweeks/Yokohama Stock Hatch
Provisional Results - Race 11 - Final 1**

| Pl | No | Cl | Name | Car | Laps | Time | Behind | MPH | Best Lap on | MPH |
|-----------------------|-----|----|--------------------|--------------------|------|----------|--------|-------|-------------|----------|
| 1 | 45 | SH | Paul TAYLOR | Peugeot 205 GTi | 10 | 12:15.87 | | 71.23 | 1:12.52 | 2 72.28 |
| 2 | 96 | SH | Gareth WRIGHT | Peugeot 106 XSi | 10 | 12:18.26 | 2.39 | 71.00 | 1:13.02 | 5 71.78 |
| 3 | 20 | SH | Peter FELIX | Peugeot 106 | 10 | 12:18.78 | 2.91 | 70.95 | 1:12.59 | 2 72.21 |
| 4 | 2 | SH | Glenn STOKES | Peugeot 106 Rallye | 10 | 12:20.00 | 4.13 | 70.83 | 1:12.83 | 8 71.97 |
| 5 | 46 | SH | Darren BLUMSON | Peugeot 205 GTi | 10 | 12:21.71 | 5.84 | 70.67 | 1:13.11 | 5 71.69 |
| 6 | 5 | SH | Carl TOWNEND | Peugeot 106 XSi | 10 | 12:28.13 | 12.26 | 70.06 | 1:13.31 | 7 71.50 |
| 7 | 3 | SH | Pete MORGAN | Fiesta XR2 | 10 | 12:28.44 | 12.57 | 70.03 | 1:13.43 | 7 71.38 |
| 8 | 4 | SH | Hilary HOWLETT | Peugeot 106 XSi | 10 | 12:28.88 | 13.01 | 69.99 | 1:13.39 | 6 71.42 |
| 9 | 6 | SH | Matt LEWIS | Fiesta XR2i | 10 | 12:29.41 | 13.54 | 69.94 | 1:13.50 | 8 71.31 |
| 10 | 11 | SH | Craig SHEPHERD | Fiesta XR2 | 10 | 12:30.12 | 14.25 | 69.88 | 1:13.06 | 7 71.74 |
| 11 | 7 | SH | Paul McMILLAN | Citroen Saxo | 10 | 12:38.48 | 22.61 | 69.11 | 1:13.78 | 2 71.04 |
| 12 | 18 | SH | Simon HUNT | Peugeot 205 GTi | 10 | 12:40.15 | 24.28 | 68.95 | 1:13.67 | 9 71.15 |
| 13 | 133 | SH | Stuart PEARSON | Ford Escort XR3i | 10 | 12:42.40 | 26.53 | 68.75 | 1:14.06 | 5 70.78 |
| 14 | 87 | SH | Chris CODY | Citroen Saxo VTR | 10 | 12:44.14 | 28.27 | 68.59 | 1:13.83 | 10 71.00 |
| 15 | 39 | SH | Richard KINGSNORTH | Peugeot 205 GTi | 10 | 12:44.98 | 29.11 | 68.52 | 1:14.40 | 10 70.45 |
| 16 | 29 | SH | Dave BALDING | Fiesta XR2 | 10 | 12:45.70 | 29.83 | 68.46 | 1:14.35 | 7 70.50 |
| 17 | 12 | SH | Paul TIBBS | Fiesta XR2 | 10 | 12:47.23 | 31.36 | 68.32 | 1:14.24 | 6 70.60 |
| 18 | 9 | SH | Gordon MACMILLAN | Peugeot 205 GTi | 10 | 12:50.64 | 34.77 | 68.02 | 1:14.32 | 7 70.53 |
| 19 | 58 | SH | Martin BOON | Fiesta Si | 10 | 12:52.90 | 37.03 | 67.82 | 1:14.34 | 6 70.51 |
| 20 | 123 | SH | Mark RODWAY | Peugeot 205 GTi | 10 | 12:54.80 | 38.93 | 67.65 | 1:15.48 | 7 69.44 |
| 21 | 95 | SH | Trevor CORTEIL | Fiesta XR2 | 10 | 12:56.13 | 40.26 | 67.54 | 1:13.72 | 7 71.10 |
| 22 | 61 | SH | Tony TAYLOR | Peugeot 205 GTi | 10 | 12:58.36 | 42.49 | 67.34 | 1:15.31 | 4 69.60 |
| 23 | 112 | SH | David DRINKWATER | Fiesta XR2 | 10 | 13:01.60 | 45.73 | 67.06 | 1:14.14 | 6 70.70 |
| 24 | 28 | SH | Kevin HATCH | Fiesta XR2 | 9 | 12:59.64 | 1 Lap | 60.51 | 1:13.95 | 5 70.88 |
| Not-Classified | | | | | | | | | | |
| 24 | SH | | Richard HORSEY | Peugeot 205 GTi | 5 | 6:40.72 | DNF | 65.40 | 1:15.33 | 2 69.58 |
| 37 | SH | | Stephen FORSTER | Citroen Saxo | 4 | 5:14.43 | DNF | 66.68 | 1:14.45 | 4 70.40 |

Fastest Lap

| | | | | | | | | | | |
|----|----|-------------|-----------------|--|--|--|--|---------|---|-------|
| 45 | SH | Paul TAYLOR | Peugeot 205 GTi | | | | | 1:12.52 | 2 | 72.28 |
|----|----|-------------|-----------------|--|--|--|--|---------|---|-------|

Start Time : 17:01 12/7/3

Pembrey


12 Jul 03 17:15

Clerk of Course: [Signature] 19.37

Time issued:

Chief Timekeeper: [Signature]

THESE RESULTS REMAIN PROVISIONAL FOR A MINIMUM OF 30 MINUTES FROM THE TIME OF ISSUE



Demon Tweeks/Yokohama Stock Hatch Provisional Results - Race 12 - Heat 2

| Pl | No | Cl | Name | Car | Laps | Time | Behind | MPH | Best Lap on | MPH |
|----|-----|----|-----------------|-------------------|------|----------|---------|-------|-------------|----------|
| 1 | 58 | SH | Martin BOON | Fiesta Si | 12 | 15:06.40 | | 69.39 | 1:14.45 | 7 70.40 |
| 2 | 104 | SH | John HEMMING | Nova GTE | 12 | 15:10.73 | 4.33 | 69.06 | 1:13.92 | 8 70.91 |
| 3 | 29 | SH | Dave BALDING | Fiesta XR2 | 12 | 15:11.50 | 5.10 | 69.01 | 1:14.19 | 8 70.65 |
| 4 | 50 | SH | Ian LAUGHTON | Fiesta XR2 | 12 | 15:13.75 | 7.35 | 68.84 | 1:14.74 | 5 70.13 |
| 5 | 61 | SH | Tony TAYLOR | Peugeot 205 GTi | 12 | 15:16.71 | 10.31 | 68.61 | 1:15.27 | 9 69.64 |
| 6 | 102 | SH | Mark ALDEN | Peugeot 106 XSi | 12 | 15:19.26 | 12.86 | 68.42 | 1:15.48 | 4 69.44 |
| 7 | 98 | SH | Ian OAKES | Vauxhall Nova GTE | 12 | 15:19.54 | 13.14 | 68.40 | 1:15.17 | 11 69.73 |
| 8 | 97 | SH | Tim SPEED | Peugeot 205 GTi | 12 | 15:21.41 | 15.01 | 68.26 | 1:15.01 | 6 69.88 |
| 9 | 27 | SH | Stewart NIND | Peugeot 205 GTi | 12 | 15:22.45 | 16.05 | 68.19 | 1:15.34 | 7 69.57 |
| 10 | 24 | SH | Richard HORSEY | Peugeot 205 GTi | 12 | 15:25.11 | 18.71 | 67.99 | 1:14.18 | 2 70.66 |
| 11 | 19 | SH | Andy CLARKSON | Fiesta XR2 | 12 | 15:25.25 | 18.85 | 67.98 | 1:14.95 | 7 69.93 |
| 12 | 37 | SH | Stephen FORSTER | Citroen Saxo | 12 | 15:27.81 | 21.41 | 67.79 | 1:14.73 | 6 70.14 |
| 13 | 122 | SH | Chris STAUNTON | Peugeot 205 | 12 | 15:28.54 | 22.14 | 67.74 | 1:14.95 | 7 69.93 |
| 14 | 99 | SH | Matt FINCHAM | Peugeot 205 GTi | 12 | 15:28.77 | 22.37 | 67.72 | 1:15.54 | 3 69.39 |
| 15 | 125 | SH | Maurice HAYDEN | Citroen Saxo | 12 | 15:32.55 | 26.15 | 67.45 | 1:15.27 | 9 69.64 |
| 16 | 110 | SH | Noel MOFFITT | Peugeot 205 GTi | 12 | 15:33.84 | 27.44 | 67.36 | 1:15.41 | 7 69.51 |
| 17 | 41 | SH | John TOWNSHEND | Peugeot 205 GTi | 12 | 15:39.02 | 32.62 | 66.98 | 1:16.05 | 12 68.92 |
| 18 | 55 | SH | Tony HEADLAND | Fiesta XR2 | 12 | 15:39.99 | 33.59 | 66.91 | 1:14.71 | 7 70.16 |
| 19 | 72 | SH | Paul JOHNSON | Suzuki Swift GTi | 12 | 15:54.37 | 47.97 | 65.91 | 1:17.40 | 6 67.72 |
| 20 | 57 | SH | Dave WRIGHT | Peugeot 205 GTi | 12 | 15:55.01 | 48.61 | 65.86 | 1:17.22 | 6 67.88 |
| 21 | 103 | SH | Derek ROZIER | Fiesta XR2 | 12 | 16:04.51 | 58.11 | 65.21 | 1:17.75 | 11 67.42 |
| 22 | 114 | SH | Julie HASSELL | Fiesta XR2i | 12 | 16:05.97 | 59.57 | 65.12 | 1:18.17 | 11 67.05 |
| 23 | 77 | SH | Craig EMMERSON | Nova GTE | 12 | 16:07.51 | 1:01.11 | 65.01 | 1:18.30 | 7 66.94 |
| 24 | 136 | SH | Alan HASSELL | Fiesta XR2 | 12 | 16:11.65 | 1:05.25 | 64.73 | 1:18.50 | 8 66.77 |

Not-Classified

| | | | | | | | | | | |
|----|-----|-------------|------------------|----|----------|-----|-------|---------|---|-------|
| 15 | SH | Tyson LAMP | Suzuki Swift GTi | 10 | 12:52.20 | DNF | 67.88 | 1:14.88 | 8 | 70.00 |
| 68 | SHH | Andrew WOOD | Fiesta XR2 | 5 | 6:46.57 | DNF | 64.46 | 1:15.70 | 3 | 69.24 |

Non-Starters

| | | | |
|-----|----|-------------|-----------------|
| 123 | SH | Mark RODWAY | Peugeot 205 GTi |
|-----|----|-------------|-----------------|

Fastest Lap

| | | | | | | |
|-----|-----|--------------|------------|---------|---|-------|
| 68 | SHH | Andrew WOOD | Fiesta XR2 | 1:15.70 | 3 | 69.24 |
| 104 | SH | John HEMMING | Nova GTE | 1:13.92 | 8 | 70.91 |

Start Time : 10:43

Pembrey

13 Jul 03 11:01

| | | |
|--|--------------|---|
| Clerk of Course: <i>[Signature]</i> 11.20 | Time Issued: | Chief Timekeeper: <i>[Signature]</i> |
|--|--------------|---|

THESE RESULTS REMAIN PROVISIONAL FOR A MINIMUM OF 30 MINUTES FROM THE TIME OF ISSUE

Demon Tweeks/Yokohama Stock Hatch

COMBINED RACE FASTEST LAPS

| Pos | No | Name | Machine | Session 1 | | Session 2 | | Overall | | |
|-----|-----|--------------------|--------------------|-----------|------|-----------|------|---------|------|-------|
| | | | | Time | Laps | Time | Laps | Time | Laps | Mph |
| 1 | 45 | Paul TAYLOR | Peugeot 205 GTi | 1:12.52 | 2 | 0 | | 1:12.52 | 10 | 72.28 |
| 2 | 20 | Peter FELIX | Peugeot 106 | 1:12.59 | 2 | 0 | | 1:12.59 | 10 | 72.21 |
| 3 | 2 | Glenn STOKES | Peugeot 106 Rallye | 1:12.83 | 8 | 0 | | 1:12.83 | 10 | 71.97 |
| 4 | 96 | Gareth WRIGHT | Peugeot 106 XSi | 1:13.02 | 5 | 0 | | 1:13.02 | 10 | 71.78 |
| 5 | 11 | Craig SHEPHERD | Fiesta XR2 | 1:13.06 | 7 | 0 | | 1:13.06 | 10 | 71.74 |
| 6 | 46 | Darren BLUMSON | Peugeot 205 GTi | 1:13.11 | 5 | 0 | | 1:13.11 | 10 | 71.69 |
| 7 | 5 | Carl TOWNEND | Peugeot 106 XSi | 1:13.31 | 7 | 0 | | 1:13.31 | 10 | 71.50 |
| 8 | 4 | Hilary HOWLETT | Peugeot 106 XSi | 1:13.39 | 6 | 0 | | 1:13.39 | 10 | 71.42 |
| 9 | 3 | Pete MORGAN | Fiesta XR2 | 1:13.43 | 7 | 0 | | 1:13.43 | 10 | 71.38 |
| 10 | 6 | Matt LEWIS | Fiesta XR2i | 1:13.50 | 8 | 0 | | 1:13.50 | 10 | 71.31 |
| 11 | 18 | Simon HUNT | Peugeot 205 GTi | 1:13.67 | 9 | 0 | | 1:13.67 | 10 | 71.15 |
| 12 | 95 | Trevor CORTEIL | Fiesta XR2 | 1:14.47 | 10 | 1:13.72 | 7 | 1:13.72 | 20 | 71.10 |
| 13 | 7 | Paul McMILLAN | Citroen Saxo | 1:13.78 | 2 | 0 | | 1:13.78 | 10 | 71.04 |
| 14 | 87 | Chris CODY | Citroen Saxo VTR | 1:13.83 | 10 | 0 | | 1:13.83 | 10 | 71.00 |
| 15 | 39 | Richard KINGSNORTH | Peugeot 205 GTi | 1:13.93 | 4 | 1:14.40 | 10 | 1:13.93 | 20 | 70.90 |
| 16 | 28 | Kevin HATCH | Fiesta XR2 | 1:13.95 | 5 | 0 | | 1:13.95 | 9 | 70.88 |
| 17 | 133 | Stuart PEARSON | Ford Escort XR3i | 1:14.06 | 5 | 0 | | 1:14.06 | 10 | 70.78 |
| 18 | 47 | John MUNDAY | Peugeot 205 GTi | 1:14.10 | 7 | 0 | | 1:14.10 | 10 | 70.74 |
| 19 | 112 | David DRINKWATER | Fiesta XR2 | 1:14.14 | 6 | 0 | | 1:14.14 | 10 | 70.70 |
| 20 | 12 | Paul TIBBS | Fiesta XR2 | 1:14.24 | 6 | 0 | | 1:14.24 | 10 | 70.60 |
| 21 | 9 | Gordon MACMILLAN | Peugeot 205 GTi | 1:14.32 | 7 | 0 | | 1:14.32 | 10 | 70.53 |
| 22 | 58 | Martin BOON | Fiesta Si | 1:14.46 | 4 | 1:14.34 | 6 | 1:14.34 | 20 | 70.51 |
| 23 | 29 | Dave BALDING | Fiesta XR2 | 1:15.01 | 10 | 1:14.35 | 7 | 1:14.35 | 20 | 70.50 |
| 24 | 37 | Stephen FORSTER | Citroen Saxo | 1:14.45 | 4 | 0 | | 1:14.45 | 4 | 70.40 |
| 25 | 61 | Tony TAYLOR | Peugeot 205 GTi | 1:14.71 | 2 | 1:15.31 | 4 | 1:14.71 | 20 | 70.16 |
| 26 | 104 | John HEMMING | Nova GTE | 1:14.86 | 10 | 0 | | 1:14.86 | 10 | 70.02 |
| 27 | 50 | Ian LAUGHTON | Fiesta XR2 | 1:14.92 | 9 | 0 | | 1:14.92 | 10 | 69.96 |
| 28 | 102 | Mark ALDEN | Peugeot 106 XSi | 1:15.08 | 10 | 0 | | 1:15.08 | 10 | 69.81 |
| 29 | 98 | Ian OAKES | Vauxhall Nova GTE | 1:15.09 | 10 | 0 | | 1:15.09 | 10 | 69.80 |
| 30 | 27 | Stewart NIND | Peugeot 205 GTi | 1:15.14 | 7 | 0 | | 1:15.14 | 10 | 69.76 |
| 31 | 19 | Andy CLARKSON | Fiesta XR2 | 1:15.15 | 7 | 0 | | 1:15.15 | 10 | 69.75 |
| 32 | 97 | Tim SPEED | Peugeot 205 GTi | 1:15.31 | 10 | 0 | | 1:15.31 | 10 | 69.60 |
| 33 | 24 | Richard HORSEY | Peugeot 205 GTi | 1:15.33 | 2 | 0 | | 1:15.33 | 5 | 69.58 |
| 34 | 15 | Tyson LAMP | Suzuki Swift GTi | 1:15.34 | 10 | 0 | | 1:15.34 | 10 | 69.57 |
| 35 | 122 | Chris STAUNTON | Peugeot 205 | 1:15.36 | 5 | 0 | | 1:15.36 | 10 | 69.55 |
| 36 | 123 | Mark RODWAY | Peugeot 205 GTi | 1:15.48 | 7 | 0 | | 1:15.48 | 10 | 69.44 |
| 37 | 99 | Matt FINCHAM | Peugeot 205 GTi | 1:15.54 | 8 | 0 | | 1:15.54 | 10 | 69.39 |
| 38 | 55 | Tony HEADLAND | Fiesta XR2 | 1:15.58 | 8 | 0 | | 1:15.58 | 10 | 69.35 |
| 39 | 125 | Maurice HAYDEN | Citroen Saxo | 1:15.68 | 7 | 0 | | 1:15.68 | 10 | 69.26 |
| 40 | 110 | Noel MOFFITT | Peugeot 205 GTi | 1:16.10 | 4 | 0 | | 1:16.10 | 10 | 68.88 |
| 41 | 41 | John TOWNSHEND | Peugeot 205 GTi | 1:16.36 | 10 | 0 | | 1:16.36 | 10 | 68.64 |
| 42 | 57 | Dave WRIGHT | Peugeot 205 GTi | 1:16.46 | 7 | 0 | | 1:16.46 | 10 | 68.55 |
| 43 | 72 | Paul JOHNSON | Suzuki Swift GTi | 1:17.28 | 7 | 0 | | 1:17.28 | 10 | 67.83 |
| 44 | 77 | Craig EMMERSON | Nova GTE | 1:17.66 | 5 | 0 | | 1:17.66 | 10 | 67.49 |
| 45 | 114 | Julie HASSELL | Fiesta XR2i | 1:18.06 | 5 | 0 | | 1:18.06 | 10 | 67.15 |
| 46 | 103 | Derek ROZIER | Fiesta XR2 | 1:18.34 | 7 | 0 | | 1:18.34 | 10 | 66.91 |
| 47 | 136 | Alan HASSELL | Fiesta XR2 | 1:20.37 | 2 | 0 | | 1:20.37 | 4 | 65.22 |



MDS Battery RGB

Provisional Results - Race 13

| Pl | No | Cl | Name | Car | Laps | Time | Behind | MPH | Best Lap on | MPH |
|----|----|-----|-----------------|-----------------------|------|----------|---------|-------|-------------|----------|
| 1 | 51 | BEA | Andy CHARLESLEY | Fisher Fury | 15 | 16:11.01 | | 80.97 | 1:03.79 | 6 82.17 |
| 2 | 27 | BEC | Martin BROOKS | Stuart Taylor Phoenix | 15 | 16:12.22 | 1.21 | 80.87 | 1:03.55 | 14 82.48 |
| 3 | 9 | BEA | Jonathan WRIGHT | Westfield Megabua | 15 | 16:37.93 | 26.92 | 78.79 | 1:04.83 | 15 80.85 |
| 4 | 6 | BEC | Gordon GRIFFIN | Fisher Fury | 15 | 16:40.20 | 29.19 | 78.61 | 1:05.21 | 14 80.38 |
| 5 | 25 | BEA | Scott NICHOLSON | Fisher Fury | 15 | 16:47.58 | 36.57 | 78.03 | 1:05.92 | 10 79.51 |
| 6 | 41 | BEA | John STEWART | Fisher Fury | 15 | 16:50.69 | 39.68 | 77.79 | 1:05.45 | 8 80.09 |
| 7 | 17 | BEA | Dave JONES | Tiger B6 | 15 | 16:50.99 | 39.98 | 77.77 | 1:05.83 | 9 79.62 |
| 8 | 18 | BEC | Graham HILLS | Fisher Fury | 15 | 16:55.33 | 44.32 | 77.44 | 1:05.87 | 15 79.57 |
| 9 | 32 | BEC | Phil GREENWAY | Sylva Phoenix | 15 | 16:57.97 | 46.96 | 77.24 | 1:05.81 | 10 79.65 |
| 10 | 39 | BEC | Andy LAMPORT | Fisher Fury Spyder | 15 | 16:58.62 | 47.61 | 77.19 | 1:06.79 | 8 78.48 |
| 11 | 19 | BEC | Darcy SMITH | Phoenix | 15 | 16:58.73 | 47.72 | 77.18 | 1:06.06 | 7 79.35 |
| 12 | 4 | BEC | Peter HURST | Locoblade | 15 | 16:59.43 | 48.42 | 77.13 | 1:06.07 | 15 79.33 |
| 13 | 24 | BEC | Paul HAYNES | Fisher Fury | 15 | 17:07.56 | 56.55 | 76.52 | 1:07.00 | 9 78.23 |
| 14 | 33 | BEB | Mark FARTHING | Caterham Fireblade | 15 | 17:08.30 | 57.29 | 76.46 | 1:07.05 | 9 78.17 |
| 15 | 28 | BEC | David CHAPMAN | Fisher Fury | 15 | 17:13.57 | 1:02.56 | 76.07 | 1:06.84 | 13 78.42 |
| 16 | 56 | BEC | Chris SUCKLING | Stuart Taylor Phoenix | 15 | 17:14.44 | 1:03.43 | 76.01 | 1:06.97 | 15 78.27 |
| 17 | 36 | BEC | Charlie GREGORY | Fisher Fury | 15 | 17:21.81 | 1:10.80 | 75.47 | 1:06.99 | 13 78.24 |
| 18 | 22 | BEC | Stuart TANTON | Fisher Fury | 14 | 16:14.70 | 1 Lap | 75.29 | 1:07.60 | 6 77.54 |
| 19 | 52 | BEC | Gordon MILNER | Fisher Fury | 14 | 16:28.44 | 1 Lap | 74.24 | 1:08.26 | 11 76.79 |
| 20 | 34 | BEA | James JOHNSON | Tiger Avon | 14 | 17:06.20 | 1 Lap | 71.51 | 1:09.11 | 10 75.84 |

Not-Classified

| | | | | | | | | | |
|----|-----|--------------|---------------------|---|---------|---------|-------|---------|---------|
| 5 | BEC | Matthew ROWE | Westfield Megablade | 6 | 7:06.45 | DNF | 73.75 | 1:06.22 | 4 79.15 |
| 15 | BEB | Tom BARNARD | Tiger B6 | 0 | | Starter | 0 | | |
| 7 | BEC | Mark FALCO | Fisher Fury | 0 | | Starter | 0 | | |

Non-Starters

| | | | | | | | | | |
|----|-----|---------------|---------------|--|--|--|--|--|--|
| 14 | BEC | Andrew DRAKE | Westfield SE | | | | | | |
| 53 | BEA | Ian HARRISON | Tiger Avon | | | | | | |
| 55 | BEC | Neil ATKINSON | Sylva Phoenix | | | | | | |

Fastest Lap

| | | | | | | | | |
|----|-----|-----------------|-----------------------|--|--|--|---------|----------|
| 51 | BEA | Andy CHARLESLEY | Fisher Fury | | | | 1:03.79 | 6 82.17 |
| 27 | BEC | Martin BROOKS | Stuart Taylor Phoenix | | | | 1:03.55 | 14 82.48 |
| 33 | BEB | Mark FARTHING | Caterham Fireblade | | | | 1:07.05 | 9 78.17 |

No 32 - includes 10 sec pen out of position/jump start

Start Time : 11:12

Pembrey

13 Jul 03 11:31

Clerk of Course:

Time issued:

Chief Timekeeper:

THESE RESULTS REMAIN PROVISIONAL FOR A MINIMUM OF 30 MINUTES FROM THE TIME OF ISSUE



750 Motor Club 750 Formula Provisional Results - Race 14

| Pl | No | Cl | Name | Car | Laps | Time | Behind | MPH | Best Lap on | MPH |
|-----------------------|----|-----|---------------|--------------|------|----------|---------|-------|-------------|---------|
| 1 | 3 | F7 | Peter BOVE | Darvi 88/P | 10 | 11:27.69 | | 76.22 | 1:07.61 | 5 77.53 |
| 2 | 4 | F7 | Bob SIMPSON | SS Reliant | 10 | 11:28.52 | 0.83 | 76.13 | 1:07.32 | 5 77.86 |
| 3 | 8 | F7B | Will JOHNSTON | Centaur Mk16 | 10 | 11:29.96 | 2.27 | 75.97 | 1:07.39 | 2 77.78 |
| 4 | 2 | F7 | Anthony RAINE | Centaur Mk16 | 10 | 11:58.84 | 31.15 | 72.92 | 1:07.72 | 6 77.40 |
| 5 | 5 | F7 | Paul MORRIS | Darvi 92J | 10 | 12:11.13 | 43.44 | 71.69 | 1:11.59 | 4 73.22 |
| 6 | 42 | F7B | Martin KEMP | Darvi Mk6 | 10 | 12:11.39 | 43.70 | 71.67 | 1:11.01 | 2 73.81 |
| 7 | 14 | F7 | Rodney HILL | Mystic T4/21 | 10 | 12:24.14 | 56.45 | 70.44 | 1:12.41 | 3 72.39 |
| 8 | 27 | F7B | Sue BUXTON | Darvi Mk5/97 | 10 | 12:35.06 | 1:07.37 | 69.42 | 1:13.79 | 8 71.03 |
| 9 | 23 | F7B | David BASS | Time 3B | 9 | 12:04.52 | 1 Lap | 65.11 | 1:17.26 | 2 67.84 |
| <u>Not-Classified</u> | | | | | | | | | | |
| | 55 | F7B | Roger ROWE | Centaur Mk20 | 6 | 7:02.35 | DNF | 74.46 | 1:08.01 | 6 77.07 |
| <u>Fastest Lap</u> | | | | | | | | | | |
| | 4 | F7 | Bob SIMPSON | SS Reliant | | | | | 1:07.32 | 5 77.86 |
| | 8 | F7B | Will JOHNSTON | Centaur Mk16 | | | | | 1:07.39 | 2 77.78 |

Start Time : 11:38

Pembrey

13 Jul 03 11:52

Clerk of Course:

Time Issued:

Chief Timekeeper:

THESE RESULTS REMAIN PROVISIONAL FOR A MINIMUM OF 30 MINUTES FROM THE TIME OF ISSUE



Demon Tweeks/Yokohama Hot Hatch

Provisional Results - Race 15

| Pl | No | Cl | Name | Car | Laps | Time | Behind | MPH | Best Lap on | MPH |
|-----------------------|-----|--------------|-----------------|-----------------|----------|----------|--------|---------|-------------|---------|
| 1 | 19 | HHA | Roger EBDON | Fiesta XR2 | 12 | 14:13.22 | | 73.72 | 1:09.45 | 3 75.47 |
| 2 | 3 | HHA | Andy FELLO | Fiesta XR2 | 12 | 14:16.63 | 3.41 | 73.43 | 1:09.56 | 3 75.35 |
| 3 | 30 | HHA | Craig DAWSON | Fiesta XR2i | 12 | 14:17.01 | 3.79 | 73.39 | 1:09.72 | 3 75.18 |
| 4 | 80 | HHA | Mark HAMMERSLEY | Peugeot 205 GTi | 12 | 14:23.21 | 9.99 | 72.87 | 1:10.20 | 3 74.67 |
| 5 | 16 | HHA | Martyn CULLEY | Fiesta XR2 | 12 | 14:23.64 | 10.42 | 72.83 | 1:10.50 | 3 74.35 |
| 6 | 28 | HHA | Andy NEAL | Fiesta XR2 | 12 | 14:26.70 | 13.48 | 72.57 | 1:10.83 | 6 74.00 |
| 7 | 15 | HHA | Barrie CULLEY | Fiesta XR2 | 12 | 14:26.85 | 13.63 | 72.56 | 1:10.74 | 3 74.10 |
| 8 | 97 | HHA | Andy McLENNAN | Suzuki Swift | 12 | 14:45.05 | 31.83 | 71.07 | 1:10.99 | 4 73.84 |
| 9 | 23 | HHA | Steve TREEN | Peugeot 205 GTi | 12 | 14:46.74 | 33.52 | 70.93 | 1:12.09 | 4 72.71 |
| 10 | 68 | HHA | Andrew WOOD | Ford Fiesta | 12 | 15:11.75 | 58.53 | 68.99 | 1:14.10 | 9 70.74 |
| 11 | 136 | HHA | Mike WEBB | Fiesta XR2 | 11 | 14:29.43 | 1 Lap | 66.32 | 1:16.81 | 4 68.24 |
| 12 | 5 | HHA | Mark CUNNINGHAM | Fiesta Sport | 11 | 14:39.20 | 1 Lap | 65.58 | 1:09.89 | 5 75.00 |
| Not-Classified | | | | | | | | | | |
| 88 | HHA | Simon HARVEY | Peugeot 306 GTi | 8 | 10:27.96 | DNF | 66.78 | 1:12.51 | 4 | 72.29 |
| 1 | HHA | Lee REYNOLDS | Citroen Saxo | 4 | 4:49.23 | DNF | 72.49 | 1:09.80 | 3 | 75.09 |
| 20 | HHA | Stephen WOOD | Peugeot 205 GTi | 3 | 4:11.94 | DNF | 62.41 | 1:17.27 | 2 | 67.83 |

Fastest Lap

| | | | | | | |
|----|-----|---------------|--------------|---------|---|-------|
| 19 | HHA | Roger EBDON | Fiesta XR2 | 1:09.45 | 3 | 75.47 |
| 97 | HHA | Andy McLENNAN | Suzuki Swift | 1:10.99 | 4 | 73.84 |

Start Time : 12:00

Pembrey


13 Jul 03 12:17

Clerk of Course:

Time Issued:

Chief Timekeeper:

THESE RESULTS REMAIN PROVISIONAL FOR A MINIMUM OF 30 MINUTES FROM THE TIME OF ISSUE



750 Motor Club 7s
Provisional Results - Race 16

| Pl | No | Cl | Name | Car | Laps | Time | Behind | MPH | Best Lap on | MPH | |
|----|----|----|-------------------|---------------------|------|----------|--------|-------|-------------|-----|-------|
| 1 | 21 | 7A | Peter RATCLIFF | Caterham 7 | 15 | 16:17.17 | | 80.46 | 1:04.09 | 14 | 81.78 |
| 2 | 99 | 7A | Martin STEWART | Caterham Super 7 | 15 | 16:17.84 | 0.67 | 80.41 | 1:03.74 | 13 | 82.23 |
| 3 | 19 | 7A | Chris PORRITT | Caterham 7 | 15 | 16:45.62 | 28.45 | 78.18 | 1:06.02 | 13 | 79.39 |
| 4 | 25 | 7A | Peter LAWRENCE | Caterham Superlight | 15 | 16:59.22 | 42.05 | 77.14 | 1:06.52 | 10 | 78.80 |
| 5 | 16 | 7B | Brent PERKINS | Caterham Roadsport | 15 | 17:00.55 | 43.38 | 77.04 | 1:06.80 | 14 | 78.47 |
| 6 | 27 | 7B | Howard KAYE | Caterham Roadsport | 15 | 17:14.16 | 56.99 | 76.03 | 1:07.42 | 5 | 77.75 |
| 7 | 29 | 7B | Ken BAIRD | Caterham 7 | 15 | 17:14.83 | 57.66 | 75.98 | 1:07.79 | 12 | 77.32 |
| 8 | 18 | 7B | Neil HINSON | Caterham Roadsport | 15 | 17:15.02 | 57.85 | 75.96 | 1:07.28 | 6 | 77.91 |
| 9 | 10 | 7A | Tim CLARK | Caterham K Series | 14 | 16:21.71 | 1 Lap | 74.75 | 1:08.05 | 12 | 77.03 |
| 10 | 9 | 7B | Tim LAMB | Caterham 7 | 14 | 16:22.47 | 1 Lap | 74.69 | 1:07.99 | 11 | 77.09 |
| 11 | 54 | 7C | Alastair CHALMERS | Caterham | 14 | 16:27.34 | 1 Lap | 74.32 | 1:08.44 | 11 | 76.59 |
| 12 | 97 | 7A | Peter FRENCH | Caterham Superlight | 14 | 16:47.19 | 1 Lap | 72.86 | 1:09.01 | 10 | 75.95 |
| 13 | 48 | 7B | Gerald SIMPSON | Caterham Roadsport | 14 | 16:54.45 | 1 Lap | 72.34 | 1:11.14 | 12 | 73.68 |

Fastest Lap

| | | | | | | |
|----|----|-------------------|--------------------|---------|----|-------|
| 99 | 7A | Martin STEWART | Caterham Super 7 | 1:03.74 | 13 | 82.23 |
| 16 | 7B | Brent PERKINS | Caterham Roadsport | 1:06.80 | 14 | 78.47 |
| 54 | 7C | Alastair CHALMERS | Caterham | 1:08.44 | 11 | 76.59 |

Start Time : 12:22

Pembrey

13 Jul 03 12:41

Clerk of Course:

Time Issued:

Chief Timekeeper:

THESE RESULTS REMAIN PROVISIONAL FOR A MINIMUM OF 30 MINUTES FROM THE TIME OF ISSUE



Demon Tweeks/Yokohama Stock Hatch Provisional Results - Race 17 - Final 2

| Pl | No | Cl | Name | Car | Laps | Time | Behind | MPH | Best Lap on | MPH |
|-----------------------|-----|----|--------------------|--------------------|------|----------|--------|-------|-------------|----------|
| 1 | 20 | SH | Peter FELIX | Peugeot 106 | 12 | 14:42.69 | | 71.26 | 1:12.62 | 2 72.18 |
| 2 | 45 | SH | Paul TAYLOR | Peugeot 205 GTi | 12 | 14:43.55 | 0.86 | 71.19 | 1:12.85 | 5 71.95 |
| 3 | 2 | SH | Glenn STOKES | Peugeot 106 Rallye | 12 | 14:49.37 | 6.68 | 70.72 | 1:13.09 | 5 71.71 |
| 4 | 5 | SH | Carl TOWNEND | Peugeot 106 XSi | 12 | 14:53.45 | 10.76 | 70.40 | 1:12.96 | 6 71.84 |
| 5 | 46 | SH | Darren BLUMSON | Peugeot 205 GTi | 12 | 14:53.71 | 11.02 | 70.38 | 1:13.32 | 2 71.49 |
| 6 | 11 | SH | Craig SHEPHERD | Fiesta XR2 | 12 | 15:03.12 | 20.43 | 69.65 | 1:13.84 | 5 70.99 |
| 7 | 18 | SH | Simon HUNT | Peugeot 205 GTi | 12 | 15:03.87 | 21.18 | 69.59 | 1:14.10 | 2 70.74 |
| 8 | 4 | SH | Hilary HOWLETT | Peugeot 106 XSi | 12 | 15:04.09 | 21.40 | 69.57 | 1:13.97 | 6 70.86 |
| 9 | 3 | SH | Pete MORGAN | Fiesta XR2 | 12 | 15:04.96 | 22.27 | 69.50 | 1:14.12 | 5 70.72 |
| 10 | 95 | SH | Trevor CORTEIL | Fiesta XR2 | 12 | 15:04.98 | 22.29 | 69.50 | 1:14.11 | 7 70.73 |
| 11 | 6 | SH | Matt LEWIS | Fiesta XR2i | 12 | 15:05.42 | 22.73 | 69.47 | 1:13.84 | 7 70.99 |
| 12 | 87 | SH | Chris CODY | Citroen Saxo VTR | 12 | 15:05.51 | 22.82 | 69.46 | 1:13.86 | 7 70.97 |
| 13 | 28 | SH | Kevin HATCH | Fiesta XR2 | 12 | 15:06.12 | 23.43 | 69.42 | 1:14.00 | 10 70.83 |
| 14 | 58 | SH | Martin BOON | Fiesta Si | 12 | 15:13.77 | 31.08 | 68.83 | 1:14.79 | 7 70.08 |
| 15 | 133 | SH | Stuart PEARSON | Ford Escort XR3i | 12 | 15:16.50 | 33.81 | 68.63 | 1:14.65 | 12 70.22 |
| 16 | 104 | SH | John HEMMING | Nova GTE | 12 | 15:16.90 | 34.21 | 68.60 | 1:14.29 | 12 70.56 |
| 17 | 12 | SH | Paul TIBBS | Fiesta XR2 | 12 | 15:19.45 | 36.76 | 68.41 | 1:14.96 | 6 69.93 |
| 18 | 47 | SH | John MUNDAY | Peugeot 205 GTi | 12 | 15:20.39 | 37.70 | 68.34 | 1:14.33 | 12 70.52 |
| 19 | 29 | SH | Dave BALDING | Fiesta XR2 | 12 | 15:20.74 | 38.05 | 68.31 | 1:14.65 | 4 70.22 |
| 20 | 61 | SH | Tony TAYLOR | Peugeot 205 GTi | 12 | 15:23.90 | 41.21 | 68.08 | 1:15.25 | 3 69.66 |
| 21 | 9 | SH | Gordon MACMILLAN | Peugeot 205 GTi | 12 | 15:27.08 | 44.39 | 67.85 | 1:14.81 | 5 70.07 |
| 22 | 39 | SH | Richard KINGSNORTH | Peugeot 205 GTi | 12 | 15:30.52 | 47.83 | 67.60 | 1:14.48 | 11 70.38 |
| 23 | 50 | SH | Ian LAUGHTON | Fiesta XR2 | 12 | 15:34.91 | 52.22 | 67.28 | 1:15.98 | 10 68.99 |
| 24 | 112 | SH | David DRINKWATER | Fiesta XR2 | 11 | 15:45.04 | 1 Lap | 61.01 | 1:14.04 | 8 70.79 |
| <u>Not-Classified</u> | | | | | | | | | | |
| 7 | SH | | Paul McMILLAN | Citroen Saxo | 5 | 6:21.72 | DNF | 68.66 | 1:13.41 | 4 71.40 |
| 96 | SH | | Gareth WRIGHT | Peugeot 106 XSi | 2 | 2:35.20 | DNF | 67.55 | 1:14.18 | 2 70.66 |
| <u>Fastest Lap</u> | | | | | | | | | | |
| 20 | SH | | Peter FELIX | Peugeot 106 | | | | | 1:12.62 | 2 72.18 |

Start Time : 13:46

Pembrey


13 Jul 03 14:03

Clerk of Course:

Time issued:

Chief Timekeeper:

THESE RESULTS REMAIN PROVISIONAL FOR A MINIMUM OF 30 MINUTES FROM THE TIME OF ISSUE



JEC Proteus & Revival Jaguar Provisional Results - Race 18

| Pl | No | Cl | Name | Car | Laps | Time | Behind | MPH | Best Lap on | MPH |
|-----------------------|----|----|----------------|----------------|------|----------|--------|-------|-------------|---------|
| 1 | 27 | JB | Graham PADDICK | Kougar Jaguar | 10 | 11:51.05 | | 73.72 | 1:08.85 | 8 76.13 |
| 2 | 59 | JB | Richard ABELS | Jaguar E Type | 10 | 11:55.26 | 4.21 | 73.28 | 1:10.10 | 8 74.77 |
| 3 | 55 | JE | David HOWARD | Jaguar XJ12 | 10 | 11:55.91 | 4.86 | 73.22 | 1:10.27 | 3 74.59 |
| 4 | 48 | JB | John ARNOLD | Revival D Type | 10 | 12:04.34 | 13.29 | 72.36 | 1:11.06 | 7 73.76 |
| 5 | 50 | JB | Ken PATON | Jaguar D Type | 10 | 12:09.67 | 18.62 | 71.84 | 1:09.51 | 4 75.41 |
| 6 | 42 | JB | Nick McCaffrey | Revival D Type | 10 | 12:39.11 | 48.06 | 69.05 | 1:13.59 | 3 71.23 |
| Not-Classified | | | | | | | | | | |
| | 16 | JB | John FORD | Revival D Type | 8 | 10:06.74 | DNF | 69.11 | 1:13.02 | 3 71.78 |
| | 53 | JB | John WILKES | Lister Knobbly | 8 | 9:57.85 | DNF | 70.14 | 1:09.26 | 3 75.68 |
| Fastest Lap | | | | | | | | | | |
| | 27 | JB | Graham PADDICK | Kougar Jaguar | | | | | 1:08.85 | 8 76.13 |
| | 55 | JE | David HOWARD | Jaguar XJ12 | | | | | 1:10.27 | 3 74.59 |

Start Time : 14:10

Pembrey

13 Jul 03 14:24

Clerk of Course:

W. Clerk 14:39

Time Issued:

Chief Timekeeper:

[Signature]

THESE RESULTS REMAIN PROVISIONAL FOR A MINIMUM OF 30 MINUTES FROM THE TIME OF ISSUE



**Peter Best MGCC MGBCV8
Provisional Results - Race 19**

| Pl | No | Cl | Name | Car | Laps | Time | Behind | MPH | Best Lap on | MPH |
|----|----|-----|-------------------|--------------|------|----------|--------|-------|-------------|----------|
| 1 | 98 | MD | Steve WILLIAMS | MGB Roadster | 18 | 19:45.69 | | 79.57 | 1:03.48 | 2 82.57 |
| 2 | 84 | MD | Peter COLLIS | MGB Roadster | 18 | 20:00.73 | 15.04 | 78.58 | 1:04.69 | 2 81.03 |
| 3 | 94 | MD | John WILSON | MGB GT V8 | 18 | 20:14.81 | 29.12 | 77.67 | 1:03.46 | 2 82.60 |
| 4 | 1 | MC | Andrew BEER | MG Challenge | 17 | 19:46.50 | 1 Lap | 75.10 | 1:08.49 | 10 76.53 |
| 5 | 89 | MD | Jan DE JONGE | MGB GT V8 | 17 | 19:47.26 | 1 Lap | 75.05 | 1:08.49 | 10 76.53 |
| 6 | 78 | MC | Joe PARRINGTON | MGB GT V8 | 17 | 19:47.82 | 1 Lap | 75.02 | 1:08.61 | 4 76.40 |
| 7 | 70 | MB | Russell McCARTHY | MGB Roadster | 17 | 20:20.98 | 1 Lap | 72.98 | 1:10.07 | 4 74.81 |
| 8 | 73 | MC | Piers TOWNSEND | MGB Roadster | 17 | 20:22.40 | 1 Lap | 72.90 | 1:10.35 | 15 74.51 |
| 9 | 44 | MB | Peter SAMUELS | MGB Roadster | 17 | 20:24.13 | 1 Lap | 72.79 | 1:10.63 | 4 74.21 |
| 10 | 45 | MB | Mike HARRIS | MGB | 17 | 20:24.44 | 1 Lap | 72.77 | 1:10.38 | 4 74.48 |
| 11 | 58 | MB | Ian PRIOR | MGB GT | 16 | 19:51.32 | 2 Laps | 70.40 | 1:12.69 | 12 72.11 |
| 12 | 9 | MA | James WHEELER | MGB Roadster | 15 | 20:08.28 | 3 Laps | 65.07 | 1:18.76 | 9 66.55 |
| 13 | 7 | MA | Richard DAWE | MGC GT | 15 | 20:11.91 | 3 Laps | 64.88 | 1:18.55 | 10 66.73 |
| 14 | 29 | MAB | Robert CULL | MGB GT | 15 | 20:27.01 | 3 Laps | 64.08 | 1:17.07 | 12 68.01 |
| 15 | 13 | MA | Dawn-Marie TURNER | MGB GT | 14 | 19:55.58 | 4 Laps | 61.38 | 1:21.98 | 13 63.94 |

Not-Classified

| | | | | | | | | | |
|----|----|------------------|--------------|----|----------|-----|-------|---------|---------|
| 38 | MB | Trevor ROWNEY | MGB GT V8 | 13 | 16:24.24 | DNF | 69.23 | 1:13.18 | 6 71.63 |
| 52 | MB | Spencer McCARTHY | MGB Roadster | 6 | 7:16.88 | DNF | 71.99 | 1:10.25 | 5 74.61 |
| 92 | MD | Roy McCARTHY | MGB GT | 1 | 1:16.76 | DNF | 68.29 | | 0 0.00 |

Fastest Lap

| | | | | | | | | |
|----|-----|------------------|--------------|--|--|--|---------|----------|
| 7 | MA | Richard DAWE | MGC GT | | | | 1:18.55 | 10 66.73 |
| 29 | MAB | Robert CULL | MGB GT | | | | 1:17.07 | 12 68.01 |
| 94 | MD | John WILSON | MGB GT V8 | | | | 1:03.46 | 2 82.60 |
| 1 | MC | Andrew BEER | MG Challenge | | | | 1:08.49 | 10 76.53 |
| 70 | MB | Russell McCARTHY | MGB Roadster | | | | 1:10.07 | 4 74.81 |

Start Time : 14:32

Pembrey

13 Jul 03 14:54

Clerk of Course:

Time Issued:

Chief Timekeeper:

THESE RESULTS REMAIN PROVISIONAL FOR A MINIMUM OF 30 MINUTES FROM THE TIME OF ISSUE



750 Motor Club 7s
Provisional Results - Race 20

| Pl | No | Cl | Name | Car | Laps | Time | Behind | MPH | Best Lap on | MPH |
|----|----|----|-------------------|---------------------|------|----------|---------|-------|-------------|----------|
| 1 | 21 | 7A | Peter RATCLIFF | Caterham 7 | 15 | 16:13.23 | | 80.79 | 1:03.63 | 13 82.38 |
| 2 | 99 | 7A | Martin STEWART | Caterham Super 7 | 15 | 16:13.28 | 0.05 | 80.78 | 1:03.74 | 12 82.23 |
| 3 | 19 | 7A | Chris PORRITT | Caterham 7 | 15 | 16:26.85 | 13.62 | 79.67 | 1:04.99 | 2 80.65 |
| 4 | 25 | 7A | Peter LAWRENCE | Caterham Superlight | 15 | 16:59.17 | 45.94 | 77.15 | 1:06.98 | 3 78.26 |
| 5 | 16 | 7B | Brent PERKINS | Caterham Roadsport | 15 | 16:59.66 | 46.43 | 77.11 | 1:06.77 | 7 78.50 |
| 6 | 27 | 7B | Howard KAYE | Caterham Roadsport | 15 | 16:59.98 | 46.75 | 77.08 | 1:06.74 | 7 78.54 |
| 7 | 18 | 7B | Neil HINSON | Caterham Roadsport | 15 | 17:00.46 | 47.23 | 77.05 | 1:06.63 | 8 78.67 |
| 8 | 10 | 7A | Tim CLARK | Caterham K Series | 15 | 17:07.12 | 53.89 | 76.55 | 1:07.15 | 15 78.06 |
| 9 | 9 | 7B | Tim LAMB | Caterham 7 | 15 | 17:13.25 | 1:00.02 | 76.09 | 1:07.49 | 3 77.66 |
| 10 | 54 | 7C | Alastair CHALMERS | Caterham | 14 | 16:20.66 | 1 Lap | 74.83 | 1:08.64 | 4 76.36 |
| 11 | 97 | 7A | Peter FRENCH | Caterham Superlight | 14 | 16:21.32 | 1 Lap | 74.78 | 1:07.26 | 4 77.93 |
| 12 | 29 | 7B | Ken BAIRD | Caterham 7 | 14 | 16:25.64 | 1 Lap | 74.45 | 1:07.14 | 7 78.07 |
| 13 | 48 | 7B | Gerald SIMPSON | Caterham Roadsport | 14 | 16:45.59 | 1 Lap | 72.97 | 1:10.22 | 6 74.65 |

Fastest Lap

| | | | | | | |
|----|----|-------------------|--------------------|---------|----|-------|
| 21 | 7A | Peter RATCLIFF | Caterham 7 | 1:03.63 | 13 | 82.38 |
| 18 | 7B | Neil HINSON | Caterham Roadsport | 1:06.63 | 8 | 78.67 |
| 54 | 7C | Alastair CHALMERS | Caterham | 1:08.64 | 4 | 76.36 |

Start Time : 14:59

Pembrey

13 Jul 03 15:17

| | | |
|--|--------------|---|
| Clerk of Course: <i>[Signature]</i> 15.38 | Time Issued: | Chief Timekeeper: <i>[Signature]</i> |
|--|--------------|---|

THESE RESULTS REMAIN PROVISIONAL FOR A MINIMUM OF 30 MINUTES FROM THE TIME OF ISSUE



JEC Proteus & Revival Jaguar
Provisional Results - Race 21

| Pl | No | Cl | Name | Car | Laps | Time | Behind | MPH | Best Lap on | MPH |
|----|----|----|----------------|----------------|------|----------|---------|-------|-------------|---------|
| 1 | 27 | JB | Graham PADDICK | Kougar Jaguar | 12 | 14:04.92 | | 74.44 | 1:09.15 | 2 75.80 |
| 2 | 50 | JB | Ken PATON | Jaguar D Type | 12 | 14:08.89 | 3.97 | 74.10 | 1:09.50 | 8 75.42 |
| 3 | 55 | JE | David HOWARD | Jaguar XJ12 | 12 | 14:13.26 | 8.34 | 73.72 | 1:10.03 | 8 74.85 |
| 4 | 59 | JB | Richard ABELS | Jaguar E Type | 12 | 14:16.58 | 11.66 | 73.43 | 1:09.96 | 2 74.92 |
| 5 | 48 | JB | John ARNOLD | Revival D Type | 12 | 14:17.24 | 12.32 | 73.37 | 1:10.25 | 8 74.61 |
| 6 | 16 | JB | John FORD | Revival D Type | 12 | 14:57.42 | 52.50 | 70.09 | 1:13.24 | 3 71.57 |
| 7 | 42 | JB | Nick McCAFFREY | Revival D Type | 12 | 15:15.58 | 1:10.66 | 68.70 | 1:13.25 | 3 71.56 |

Non-Starters

53 JB John WILKES Lister Knobbly

Fastest Lap

| | | | | | | |
|----|----|----------------|---------------|---------|---|-------|
| 27 | JB | Graham PADDICK | Kougar Jaguar | 1:09.15 | 2 | 75.80 |
| 55 | JE | David HOWARD | Jaguar XJ12 | 1:10.03 | 8 | 74.85 |

Start Time : 15:23

Pembrey

13 Jul 03 15:40

Clerk of Course:

Time Issued:

Chief Timekeeper:

THESE RESULTS REMAIN PROVISIONAL FOR A MINIMUM OF 30 MINUTES FROM THE TIME OF ISSUE