

Official Programme - £2.50
OULTON Sept 4th

Programme Amendments – Oulton Park – 4th September 2004

Please add the following:

| | | | |
|------------------------|-------|------------------|-----------------------|
| Closed Wheel Allcomers | 9 | Clive Hudson | Sylva Phoenix |
| | 30 | David Geary | Mini Cooper |
| | 64 | Lee Noble | Noble M12 |
| | 77 | John Clayton | Fletcher |
| | 88 | Bryan Healey | Sylva Striker Mk2 |
| Hot Hatch Championship | 17 C | Craig Dawson | Astra Sport |
| | 30 A | David Geary | Mini Cooper |
| | 37 A | Leslie Ott | Vauxhall Nova |
| | 50 A | Daniel McKay | Fiesta XR2 |
| Kit Car Championship | 40 A | Mark Allcock | Dutton Melos |
| | 77 A | John Clayton | Fletcher Hornet Mk1 |
| Locost Championship | 35 | Ivan Thomas | Locost |
| | 41 | Brett Townsend | Locost |
| | 56 | Phil Shaw | Locost |
| MG Team | 3 | Andrew Acthan | A Healey Sprite |
| | 10 2 | Terry Bryant | MGA Roadster |
| | 14 3 | Giles Mallard | MGB |
| | 14 AB | James Cottingham | MGB Roadster |
| | 49 | Malcom Johnson | MG B |
| RGB Championship | 80 B | Ian Fletcher | Fletcher Hornet |
| | 89 C | Nick Joyce | Stuart Taylor Phoenix |

Please delete the following:

| | | | |
|----------------------|------|----------------|------------------|
| Kit Car Championship | 29 A | Bruce Brown | Luego Locost |
| | 46 B | Sheridan Bell | Procomp LA Gold |
| Locost Championship | 65 | Sam Gill | Locost |
| MG Team | 4 3 | Simon Ashworth | MGB |
| | 48 | Mark Ashworth | TVR |
| RGB Championship | 19 A | Mark Falco | ADR Sport 2 |
| | 68 A | Adrian Moore | Pell Genesis Evo |



This meeting is held under the General Regulations of the MSA (incorporating the provisions of the International Sporting Code of the FIA) and the Supplementary Regulations, Final Instructions and any written instructions which the Organisers issue for the race meeting.
MSA Permit: 23725.

RACE MEETING

OFFICIALS

MSA Steward

G.Morriss

Clerks of Course

V.Ayres

D.Brice N.Tanser

Club Stewards

C.Glenn C.Gough

Timekeepers

T.Stevens (Chief)

A.Stevens E.Evans

Scrutineers

D.F.D.Smith (Chief)

R.Tassiker P.Hewer

S.Ford J.Atkinson

H.Fisher G.Mills

J.Barlow

M.Lambkin-Smith

Incident Officer

A.Bennett

Chief Marshal

P.Harding

Chief Observer

P.Stenning

Chief Medical Officer

C.Lam

Race Results Unit

750 Motor Club

Organisation

R.Sproston M.Cookson

Secretary

of the Meeting

Robin Knight

Marshals

750 Motor Club

BMRMC & friends

Breakdown Units

Walter Jones

APPROXIMATE TIMETABLE

| PRACTICE SESSIONS | TIME |
|---|-------|
| MDS Battery RGB Championship | 9.00 |
| Demon Tweeks/Yokohama Hot Hatch Championship | 9.25 |
| Which Kit? Kit Car Championship | 9.50 |
| 750 Motor Club Locost Championship | 10.20 |
| John Cooper Challenge | 10.45 |
| MG Team | 11.10 |
| Closed wheel Allcomers | 11.40 |
| RACES | TIME |
| 1. MDS Battery RGB Championship | 1.00 |
| 2. Demon Tweeks/Yokohama Hot Hatch Championship | 1.30 |
| 3. Which Kit? Kit Car Championship | 2.00 |
| 4. 750 Motor Club Locost Championship | 2.30 |
| 5. John Cooper Challenge | 3.00 |
| 6. MDS Battery RGB Championship | 3.30 |
| 7. MG Team | 4.00 |
| 8. Closed wheel Allcomers | 5.00 |



This meeting is held under the General Regulations of the MSA (incorporating the provisions of the International Sporting Code of the FIA) and the Supplementary Regulations, Final Instructions and any written instructions which the Organisers issue for the race meeting.
MSA Permit: 23725.

RACE MEETING

OFFICIALS

MSA Steward

G.Morriss

Clarks of Course

V.Ayres

D.Brice N.Tanser

Club Stewards

C.Glenn C.Gough

Timekeepers

T.Stevens (Chief)

A.Stevens E.Evans

Scrutineers

D.F.D.Smith (Chief)

R.Tassiker P.Hewer

S.Ford J.Atkinson

H.Fisher G.Mills

J.Barlow

M.Lambkin-Smith

Incident Officer

A.Bennett

Chief Marshal

P.Harding

Chief Observer

P.Stenning

Chief Medical Officer

C.Lam

Race Rescue Unit

750 Motor Club

Co-ordinator

R.Sproston M.Cookson

Secretary

of the Meeting

Robin Knight

Marshals

750 Motor Club

BMRMC & friends

Breakdown Units

Walter Jones

APPROXIMATE TIMETABLE

| PRACTICE SESSIONS | TIME |
|---|-------|
| MDS Battery RGB Championship | 9.00 |
| Demon Tweeks/Yokohama Hot Hatch Championship | 9.25 |
| Which Kit? Kit Car Championship | 9.50 |
| 750 Motor Club Locost Championship | 10.20 |
| John Cooper Challenge | 10.45 |
| MG Team | 11.10 |
| Closed wheel Allcomers | 11.40 |
| RACES | TIME |
| 1. MDS Battery RGB Championship | 1.00 |
| 2. Demon Tweeks/Yokohama Hot Hatch Championship | 1.30 |
| 3. Which Kit? Kit Car Championship | 2.00 |
| 4. 750 Motor Club Locost Championship | 2.30 |
| 5. John Cooper Challenge | 3.00 |
| 6. MDS Battery RGB Championship | 3.30 |
| 7. MG Team | 4.00 |
| 8. Closed wheel Allcomers | 5.00 |

Races 1 & 6

15 minutes

MDS Battery RGB Championship

First introduced in 2001, the 750 Motor Club's RGB Championship is for two-seater cars which must be road legal and capable of passing an MOT. Cars may be constructed specifically for the series or may be one of the many motorcycle engine cars currently available from a wide range of kit car manufacturers. The engines must be series-production four-stroke units and may not be modified from standard; they run in three classes; standard Fireblade engine kit cars (class C), up to 135 bhp (class B), 136 to 180 bhp and rear-engined cars (class A).

New for 2004 is a Yokohama control tyre, the A048R.



The Championship is once again sponsored by MDS Battery Ltd.

| No | Cls | Driver | Car | ccs | Hometown | Club |
|----|-----|-----------------|-------------------------|------|------------------|-------|
| 1 | A | Andy Charsley | Raw Striker | 1300 | Bromley | 750MC |
| 2 | A | Tim Harmer | Genesis Evo | 1199 | Bradford | 750MC |
| 3 | C | Phil Greenway | Stuart Taylor Phoenix | 919 | Preston | 750MC |
| 7 | C | Mike Field | Fisher Fury | 919 | Landon | 750MC |
| 11 | C | Graham Hills | Fisher Fury | 919 | Teddington | 750MC |
| 12 | B | Alan Bushell | Tiger B6 | 998 | Norwich | 750MC |
| 14 | A | James Johnson | Fisher fury | 1199 | Corsham | 750MC |
| 19 | A | Mark Falco | ADR Sport 2 | 1300 | Billericay | 750MC |
| 21 | C | Charlie Gregory | Fisher Fury | 919 | Upper Hartfield | 750MC |
| 22 | A | Paul Haynes | Fisher Fury | 1300 | Spaldwick | 750MC |
| 24 | C | Stephen Dean | Fisher Fury | 919 | Cranbrook | 750MC |
| 25 | C | Richard Carter | Stuart Taylor Locoblade | 893 | Wootton | 750MC |
| 26 | C | Stuart Tanton | Fisher Fury | 900 | Bethersden | 750MC |
| 27 | A | Martin Brooks | Stuart Taylor Phoenix | 1000 | Teddington | 750MC |
| 28 | C | Peter Isherwood | Sylva Phoenix | 919 | Edgworth | 750MC |
| 31 | B | Adrian Terry | Sylva Striker | 1157 | Leeds | 750MC |
| 32 | C | Tim Evans | Phoenix | 919 | Preston | 750MC |
| 36 | C | Tim Gray | Stuart Taylor Phoenix | 919 | Trowell | 750MC |
| 38 | A | Ian Gray | Stuart Taylor Phoenix | 1000 | Ilkeston | 750MC |
| 39 | C | Mike Atkinson | Stuart Taylor Phoenix | 919 | Hull | 750MC |
| 44 | C | Judi Derisley | Fisher Fury | 919 | Hayling Island | 750MC |
| 49 | A | Doug Carter | Genesis Evo | 1200 | Kendal | 750MC |
| 50 | C | Tim Hoverd | Fisher Fury | 919 | Fulbourn | 750MC |
| 52 | C | Gordon Milner | Fisher Fury | 929 | Dallington Green | 750MC |
| 54 | B | Phil Alcock | Stuart Taylor Ninja | 899 | Kilworth | 750MC |
| 63 | C | Colin Chapman | Fisher Fury | 900 | Eckington | 750MC |
| 68 | A | Adrian Moore | Pell Genesis Evo | 1200 | Whittlesey | 750MC |

MDS

Race 2

15 minutes

Demon Tweeks/Yokohama Hot Hatch Championship


'Hatchbacks', available for sale in the UK (class A cars for at least three years prior to the current season). 'Homologation Specials' are not permitted. There are three classes which include:- up to 1400cc multi-valve, up to 1600cc two valve and 1601 — 2000cc.

Equality of performance is maintained by the amount of engine tuning permitted and by the ballasting of winning cars. Engines must be the original (type) fitted to the car; varies from simple 'blueprinting', to changing pistons, valves, carbs & exhaust, dependant upon class.

Springs and dampers are free, including coil-overs, provided they utilise the original pick-up points. The original gearbox must be used; close-ratio gears are OK in class A.

Final drive ratio is free. LSD or similar is not permitted. All cars run on the Yokohama A032R or 510; rim width is free provided they fit within the standard bodywork.

| No | Cls | Driver | Car | ccs | Hometown | Club |
|----|-----|-----------------|--------------------|------|-----------------|-------|
| 2 | C | Paul McMillan | Honda Civic Type R | 2000 | Wisbech | 750MC |
| 3 | A | Mark Cunningham | Fiesta Sport | 1600 | Horsham | 750MC |
| 5 | A | Carl Lawrence | Fiesta XR2 | 1600 | Louth | 750MC |
| 7 | A | Lee Reynolds | Citroen Saxo VTS | 1600 | Church Stretton | 750MC |
| 23 | A | Adrian Lowes | Fiesta XR2 | 1600 | Horsham | 750MC |
| 25 | A | Dave Baseley | Vauxhall Nova | 1398 | Barwell | 750MC |
| 26 | A | Geoff Bluff | Vauxhall Nova GTE | 1600 | Sheffield | 750MC |
| 28 | A | Andy Neal | Fiesta XR2 | 1600 | Beverley | 750MC |
| 31 | A | Lewis Williams | Fiesta XR2 | 1600 | Guildford | 750MC |
| 43 | B | Michael Wilson | Rover Metro Gti | 1400 | Fulwood | 750MC |
| 55 | C | Andy Waters | VW Golf Gti | 1800 | West Keal | 750MC |
| 64 | C | Mike Webb | Ford Focus | 2000 | Brighton | 750MC |
| 96 | C | Matt Howarth | Vauxhall Astra GTE | 1998 | Melton Mowbray | 750MC |
| 97 | A | Andy McLennan | Suzuki Swift | 1300 | London Colney | 750MC |



demon tweeks
DRIVE

TRACK AND RACE
CARS

Race 3

Which Kit? Kit Car Championship

15 minutes

The 750 Motor Club Kit Car Championship is for Genuine 'production' kit cars, front or rear engined, specifically excluding 'one-off' specials. Chassis and bodywork materials and the design concept may not be changed. Cars must be capable of passing an MoT test. Engines must be production-car based, with a maximum of 3500cc and a separate class (B) for 1800cc Ford Zetec engines. Multi-valve engines are included within limits; engine tuning is restricted and turbos/superchargers are not permitted. Apart from the prohibition of calipers other than cast iron, braking systems are free, but no ABS. Gearbox and diff must be from a production car. Close ratio gears are permitted, maximum 5-speed plus reverse. No limited slip diff or similar. The control tyre is the Yokohama A032R. Rim width is 6" or 7" depending upon class.

| No | Cls | Driver | Car | ccs | Hometown | Club |
|----|-----|-------------------------|-------------------|------|--------------------|-------|
| 1 | B | Steve Taylor | Sylva Striker | 1800 | Swavesey | 750MC |
| 5 | B | Andrew Owen | Sylva Phoenix | 1800 | Welwyn Garden City | 750MC |
| 7 | B | Simon Childs | Sylva Phoenix | 1800 | Northampton | 750MC |
| 10 | B | Steve Owen | Sylva Clubman | 1800 | Ripponder | 750MC |
| 11 | A | Anton Landon | Westfield SE | 1700 | Nantwich | 750MC |
| 14 | A | Brian Dean | Sylva | 1700 | Leicester | 750MC |
| 17 | B | Nigel Brown | Sylva Phoenix | 1800 | Great Barr | 750MC |
| 19 | A | Peter Rowney | Westfield SEi | 1640 | Stafford | 750MC |
| 20 | A | Gary Goodyear | Raw Striker | 1600 | Penistone | 750MC |
| 21 | B | Robert Putnam | Procomp LA Gold | 1800 | Warley | 750MC |
| 25 | B | Jonathan Barnett | Sylva Striker | 1800 | Putney | 750MC |
| 27 | B | Adrian Cooper | Sylva Mojo 2 | 1800 | Aldridge | 750MC |
| 28 | A | Dave Roberts | Sylva Phoenix | 1600 | Hull | 750MC |
| 29 | A | Bruce Brown | Luego Locost | 2000 | Sudbury | 750MC |
| 31 | B | David Aspden | Sylva Striker | 1800 | Bradford | 750MC |
| 32 | A | Mark Alexander-Williams | Sylva Phoenix | 1630 | Chelmsford | 750MC |
| 34 | B | Lesley Hudson | Sylva Phoenix | 1800 | Cambridge | 750MC |
| 35 | B | Graham Stephenson | Quantum Xtreme | 1800 | Finchley | 750MC |
| 38 | B | Tony Southgate | Sylva Phoenix | 1800 | Abington Park | 750MC |
| 46 | B | Sheridan Bell | Procomp LA Gold | 1800 | Skegness | 750MC |
| 48 | B | Jim Goodwin | Sylva Striker | 1800 | Lichfield | 750MC |
| 49 | B | Ian McLaughlin | Locost | 1800 | Worksop | 750MC |
| 53 | B | Andy Hiley | Taydec Mk2 | 1800 | Golcar | 750MC |
| 59 | B | Mark Conroy | Fisher Fury | 1800 | Bakewell | 750MC |
| 62 | A | Nic Scott | Sylva Striker Mk2 | 1698 | Twickenham | 750MC |
| 68 | A | Matthew Sturmer | Sylva Mk4 | 1700 | Newdigate | 750MC |
| 69 | A | Nick Craddock | Sylva Phoenix | 1660 | Pewsey | 750MC |
| 75 | A | Matthew Lewis | Razer | 3500 | Woking | 750MC |
| 82 | A | Rob Johnston | Locost | 2000 | Porthill | 750MC |
| 88 | B | Bryan Healey | Sylva Striker Mk2 | 1800 | Poynton | 750MC |
| 94 | A | Jeff Ball | Sylva Striker | 1600 | Appleton | 750MC |

Race 4

15 minutes

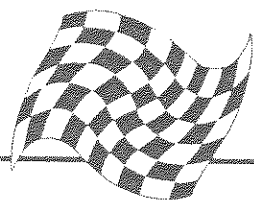
750 Motor Club Locost Championship

The 750 Motor Club Locost Championship is for cars built to the same basic design and using a standard Ford 1300 cc crossflow engine, gearbox and many other standard components. All cars run with a 'control' camshaft from Kent Cams; modifications are limited to a rebore and basic 'blue-printing'. There is also a 'control' tyre, the Yokohama A539 which, being a road-legal tyre, is suitable for both dry and wet conditions. There is free choice of spring rates and anti-roll bars; dampers must be steel-bodied and single-adjustable. Designed to ensure close racing and encourage new drivers into club racing at sensible cost levels the championship has now expanded to a point where 2 grids are necessary at some meetings.

| No | Driver | Car | ccs | Hometown | Club |
|----|------------------|--------|------|----------------|-------|
| 7 | Simon Read | Locost | 1300 | Ely | 750MC |
| 17 | Colin Beckwith | Locost | 1300 | High Wycombe | 750MC |
| 18 | Erik Fairbairn | Locost | 1300 | Wickford | 750MC |
| 24 | Danny Cassar | Locost | 1300 | East Ham | 750MC |
| 26 | Michael Robinson | Locost | 1300 | Bingley | 750MC |
| 32 | Chris James | Locost | 1300 | Reading | 750MC |
| 33 | Lee Baverstock | Locost | 1300 | Wickford | 750MC |
| 36 | Mark Glover | Locost | 1300 | Aston on Trent | 750MC |
| 37 | Kevin Lucas | Locost | 1300 | Ilkeston | 750MC |
| 38 | Brendan Dudley | Locost | 1300 | Rosewell | 750MC |
| 40 | David Foers | Locost | 1300 | Hexham | 750MC |
| 43 | Mark Barlow | Locost | 1300 | Brierfield | 750MC |
| 44 | Matt Cherrington | Locost | 1300 | Melksham | 750MC |
| 46 | John Edler | Locost | 1300 | Shepley | 750MC |
| 47 | Robert Palin | Locost | 1300 | Nuneaton | 750MC |
| 48 | Paul Bryant | Locost | 1300 | Taunton | 750MC |
| 50 | Adrian Cresswell | Locost | 1300 | Congleton | 750MC |
| 51 | Helen Saunders | Locost | 1300 | Sonning Common | 750MC |
| 53 | Mark Gogle | Locost | 1300 | Wolverhampton | 750MC |
| 63 | Craig Turner | Locost | 1300 | Hadfield | 750MC |
| 64 | Brian Mitcham | Locost | 1300 | Hessett | 750MC |
| 65 | Sam Gill | Locost | 1300 | Darlington | 750MC |
| 66 | Spencer Kemsley | Locost | 1300 | Tilehurst | 750MC |
| 68 | Tom Ballentyne | Locost | 1300 | Colchester | 750MC |
| 70 | Nick Lear | Locost | 1300 | Portishead | 750MC |
| 71 | Richard Brown | Locost | 1300 | Swindon | 750MC |
| 72 | Gregg Castree | Locost | 1300 | Wetherby | 750MC |
| 76 | Simon Hunter | Locost | 1300 | Northampton | 750MC |
| 77 | Martin Gambling | Locost | 1300 | Leamington Spa | 750MC |
| 82 | Michael Page | Locost | 1300 | Salisbury | 750MC |
| 88 | Paul Cooper | Locost | 1300 | Wimblebury | 750MC |
| 99 | Stuart James | Locost | 1300 | Reading | 750MC |

Race 5

John Cooper Challenge



15 minutes

| No | Cls | Driver | Car | ccs | Hometown | Club |
|----|------|-------------------|---------------------------|------|---------------|-------|
| 1 | S | Mark Speller | BMW Mini Cooper S | 1598 | Nazeing | 750MC |
| 2 | S | Nick Smith | BMW Mini Cooper S | 1598 | Birmingham | 750MC |
| 4 | S | Andy Sayle | BMW Mini Cooper S | 1598 | Congleton | 750MC |
| 5 | S | Rob Holgate | BMW Mini Cooper S | 1598 | Haslemere | 750MC |
| 7 | S | Arthur Forster | BMW Mini Cooper S | 1598 | Morpeth | 750MC |
| 10 | S | Martin Wallbank | BMW Mini Cooper S | 1598 | Crawley | 750MC |
| 17 | S | Tony Skelton | BMW Mini Cooper S | 1598 | Canterbury | 750MC |
| 20 | Club | Graham Parsons | BMW Mini Cooper Clubsport | 1598 | Brighton | 750MC |
| 21 | Club | Jonathan Shepherd | BMW Mini Cooper Clubsport | 1598 | Sandbach | 750MC |
| 23 | Club | Patrick Murray | BMW Mini Cooper Clubsport | 1598 | London | 750MC |
| 24 | Club | Rob Austin | BMW Mini Cooper Clubsport | 1598 | Romsey | 750MC |
| 25 | Club | Sue Cox | BMW Mini Cooper Clubsport | 1598 | London | 750MC |
| 26 | Club | Dave Phillips | BMW Mini Cooper Clubsport | 1598 | Ditchling | 750MC |
| 27 | Club | Gary Kounnis | BMW Mini Cooper Clubsport | 1598 | Old Harlow | 750MC |
| 28 | Club | Peter Brown | BMW Mini Cooper Clubsport | 1598 | Gt Rissington | 750MC |
| 29 | Club | Tim Morgan | BMW Mini Cooper Clubsport | 1598 | London | 750MC |
| 30 | Club | Mark Drury | BMW Mini Cooper Clubsport | 1598 | Beoley | 750MC |
| 31 | Club | James Whelan | BMW Mini Cooper Clubsport | 1598 | Guildford | 750MC |
| 32 | Club | Gary Robertshaw | BMW Mini Cooper Clubsport | 1598 | Whitley Bay | 750MC |
| 33 | Club | Mick Beauchamp | BMW Mini Cooper Clubsport | 1598 | Langdon Hills | 750MC |
| 35 | Club | James Loukes | BMW Mini Cooper Clubsport | 1598 | Didcot | 750MC |
| 38 | Club | Stephen Campbell | BMW Mini Cooper Clubsport | 1598 | London | 750MC |
| 41 | Club | Nik Rochez | BMW Mini Cooper Clubsport | 1598 | Chichester | 750MC |
| 50 | Club | Rachel Owen | BMW Mini Cooper Clubsport | 1598 | Bangor | 750MC |
| 55 | Club | Barney Craggs | BMW Mini Cooper Clubsport | 1598 | London | 750MC |

GENUINE MINI PARTS & ACCESSORIES

BRIAN JAMES TRAILERS

Safety Devices



BEATSON

SPAX

DUNLOP

mintex

Castrol

John Cooper Challenge switches to Oulton Park

The penultimate round of the John Cooper Challenge features within the 750MC meeting at Oulton Park this afternoon. After today's race, only the final round at Brands Hatch in mid-October remains as the title contest heads down to the wire.

A piece of motorsport history has been created this season, with the first ever races for the exciting new 140mph Works MINI Cooper S. This is the third year of the John Cooper Challenge, which was created to honour the memory of the man who developed the original Mini Cooper back in the 1960s. But for the first time in 2004, the superb Works Cooper S is competing alongside the existing MINI Club Class cars in a two-class championship.

Last weekend, round 10 was held at the Rockingham Motor Speedway, and with the title races now moving in the closing stages it could scarcely be closer at the head of the championship. Just two points separated the top two drivers before Rockingham.

The top of the S Class has featured a tremendous contest between Martin Wallbank and Arthur Forster. At the end of the season, drivers drop one score from their total so the title is likely to only be decided finally at Brands. However, the tremendous challenge presented by Oulton Park will surely have a big impact on the outcome.

Meanwhile, 2003 champion Mark Speller is leading the chase of Wallbank and Forster, and is ready to pounce should either of the top pair falter. Other leading S Class contenders include Cheshire ace Andy Sayle, Nick Smith and Rob Holgate.

There have already been five different winners in the Club Class, but Gary Robertshaw has tightened his grip on the class after a superb run of success. It looks increasingly likely that Gary will emerge as Club Class champion, unless he hits a late-season disaster.

Paddy Murray shot to prominence with two fighting drives at Castle Combe and was second in the Club Class prior to last weekend's race at Rockingham, albeit 12 points down on Robertshaw. Third in the class is student Stephen Campbell while Barney Craggs is the fourth of the four Club Class drivers that have pulled clear of the rest.

Now the John Cooper Challenge racers descend upon Oulton Park for what could be one of the decisive races of the season!

THE MG TEAM

with Ridgard Classic Seats

PIT STOP REGULATIONS.

Each car will make a mandatory pit stop during the race at between 1/3rd and 2/3rd race allocated time. (Between 15 minutes and 30 minutes) Cars may enter the pit lane before the 15 minutes or leave after the 30 minutes providing that they were stationary for a period of time within the 15 minute pit stop window.

A change of driver may take place during the pit stop in which case the car may then rejoin the circuit as quickly as possible providing that it is safe to do so and the seat belt or harness is positively secured.

Cars with single drivers must stop at their allocated pit area and remain stationary for a minimum of 30 seconds. Driver is to remain in the car with seat belt or harness secured. Timing will start and end when the car and wheels of the car are stationary.

The car may be worked upon during the pit stop in which case the engine must be turned off.

Engines may be left running during the pit stop providing no mechanical work is done to the car.

Re-fueling is strictly not allowed in the pit lane.

| No | Driver | Car | ccs | Hometown | Club |
|----|--------------------|----------------|------|-----------------|------|
| 2 | Simon Gurney | MGA Coupe | 1600 | Worplesdon | MGCC |
| 4 | Simon Ashworth | MGB | 1840 | Didsbury | MGCC |
| 14 | James Cottingham | MGB | 1820 | Watford | MGCC |
| 14 | Jeremy Cottingham | MGB | 1840 | Watford | MGCC |
| 15 | Ronald Watt | MG B Roadster | 1840 | Weald | MGCC |
| 16 | Brian Ireland | MGA Roadster | 1850 | | MGCC |
| 17 | Tony Wilson-Spratt | WSB MGB | 1800 | Grren Vine | MGCC |
| 22 | Tom Smith | MGB | 1840 | Bovingdon | MGCC |
| 25 | Shaun Bromley | MGA Roadster | 1600 | Hilton | MGCC |
| 26 | Oliver Bryant | MGB | 1840 | Marlow | MGCC |
| 27 | Bob Allen | MG TC | 1500 | Tywyn | MGCC |
| 28 | Robert Cull | MG B | 1950 | Sawbridgeworth | MGCC |
| 39 | Dawn-Marie Cox | MG B | 1950 | Winchester | MGCC |
| 42 | James Willis | MG Midget | 1293 | Dollar | MGCC |
| 44 | Graham Coles | MGA Roadster | 1950 | Steeple Claydon | MGCC |
| 46 | Mark Lambert | MG B | 1840 | Goring | MGCC |
| 48 | Mark Ashworth | TVR | 1840 | Didsbury | MGCC |
| 49 | Malcom Johnson | MG B | 1840 | Bexhill On Sea | MGCC |
| 71 | Brian Lambert | MGB | 1840 | Goring | MGCC |
| 82 | Goeffrey Maycock | Alfa Romeo GTA | 1600 | Rochford | MGCC |
| 82 | Nick Smith | Alfa Romeo GTA | 1600 | Basildon | MGCC |

Marshalling

As an active alternative to competing, you could become one of the hundreds of hardy souls who clad themselves in orange overalls each weekend, to carry out the variety of jobs essential to the safe running of an event. It's a serious undertaking and can get you very close to the action at times.

Course, Incident, Flag, Observer, Pits, Paddock, Assembly, Race Rescue Unit - all these basically come under the umbrella of marshalling. However, you don't just come along and do whatever job you fancy on the day; there is a lot more to it than that. Those with no experience start as Trainees and will be placed with experienced marshals at whatever position they are allocated. Training days are available, ranging from fire-fighting, incident handling, use and knowledge of the many flags through to, after years of experience, becoming Examining Observer or Specialist.

The 750 Motor Club looks after its Marshals, realising only too well that they are all volunteers and it has a Sponsorship Scheme to assist new marshals to buy the necessary kit (overalls, wet weather gear etc) or to help with their replacement; this funding uniquely comes directly from the 750 Motor Club competitors by way of donations to our Marshals Fund.

With its 28 race days, plus Sprints, Trials, the Formula Student event, the Shell Eco-Marathon and the London-to-Brighton run, the 750 Motor Club has lots to offer to both new and experienced Marshals.

For more information about Marshalling (remembering that Novice drivers can get a licence-upgrading signature for doing just one day's marshalling), please contact the Club's Chief Marshal:-

Pete Harding
07802 505588
or
01206 502064

Go Racing

with the



750

MOTOR CLUB

Low entry fees

750 Formula

Formula 4

Formula Vee

750 Trophy

Kit Cars

Roadsports

Hot Hatch


Caterhams

Stock Hatch

RGB

Locost

Sports 1000



www.750MC.co.uk

Oulton Park – International Circuit - 2.692 miles

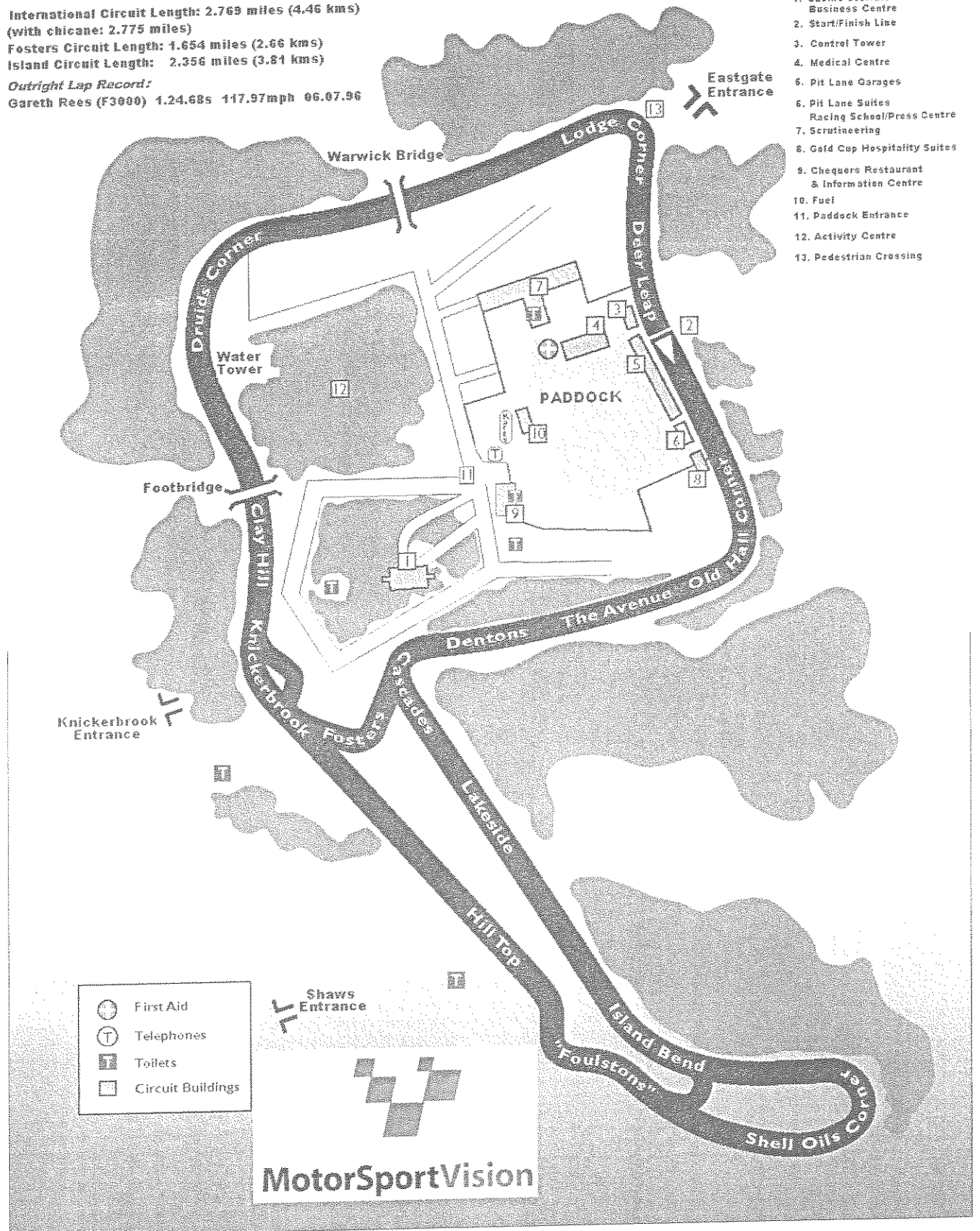
| Time in secs | Speed in mph | Time in secs | Speed in mph | Time in secs | Speed in mph | Time in secs | Speed in mph | Time in secs | Speed in mph | Time in secs | Speed in mph | Time in secs | Speed in mph |
|-----------------|-----------------|-----------------|-----------------|-----------------|-----------------|-----------------|-----------------|-----------------|-----------------|-----------------|-----------------|-----------------|-----------------|
| 100.00 | 96.91 | 104.60 | 92.65 | 109.20 | 88.75 | 113.80 | 85.16 | 118.40 | 81.85 | 123.00 | 78.79 | 127.60 | 75.95 |
| 100.10 | 96.82 | 104.70 | 92.56 | 109.30 | 88.67 | 113.90 | 85.09 | 118.50 | 81.78 | 123.10 | 78.73 | 127.70 | 75.89 |
| 100.20 | 96.72 | 104.80 | 92.47 | 109.40 | 88.59 | 114.00 | 85.01 | 118.60 | 81.71 | 123.20 | 78.66 | 127.80 | 75.83 |
| 100.30 | 96.62 | 104.90 | 92.39 | 109.50 | 88.50 | 114.10 | 84.94 | 118.70 | 81.64 | 123.30 | 78.60 | 127.90 | 75.77 |
| 100.40 | 96.53 | 105.00 | 92.30 | 109.60 | 88.42 | 114.20 | 84.86 | 118.80 | 81.58 | 123.40 | 78.53 | 128.00 | 75.71 |
| 100.50 | 96.43 | 105.10 | 92.21 | 109.70 | 88.34 | 114.30 | 84.79 | 118.90 | 81.51 | 123.50 | 78.47 | 128.10 | 75.65 |
| 100.60 | 96.33 | 105.20 | 92.12 | 109.80 | 88.26 | 114.40 | 84.71 | 119.00 | 81.44 | 123.60 | 78.41 | 128.20 | 75.59 |
| 100.70 | 96.24 | 105.30 | 92.03 | 109.90 | 88.18 | 114.50 | 84.64 | 119.10 | 81.37 | 123.70 | 78.34 | 128.30 | 75.54 |
| 100.80 | 96.14 | 105.40 | 91.95 | 110.00 | 88.10 | 114.60 | 84.57 | 119.20 | 81.30 | 123.80 | 78.28 | 128.40 | 75.48 |
| 100.90 | 96.05 | 105.50 | 91.86 | 110.10 | 88.02 | 114.70 | 84.49 | 119.30 | 81.23 | 123.90 | 78.22 | 128.50 | 75.42 |
| 101.00 | 95.95 | 105.60 | 91.77 | 110.20 | 87.94 | 114.80 | 84.42 | 119.40 | 81.17 | 124.00 | 78.15 | 128.60 | 75.36 |
| 101.10 | 95.86 | 105.70 | 91.69 | 110.30 | 87.86 | 114.90 | 84.34 | 119.50 | 81.10 | 124.10 | 78.09 | 128.70 | 75.30 |
| 101.20 | 95.76 | 105.80 | 91.60 | 110.40 | 87.78 | 115.00 | 84.27 | 119.60 | 81.03 | 124.20 | 78.03 | 128.80 | 75.24 |
| 101.30 | 95.67 | 105.90 | 91.51 | 110.50 | 87.70 | 115.10 | 84.20 | 119.70 | 80.96 | 124.30 | 77.97 | 128.90 | 75.18 |
| 101.40 | 95.57 | 106.00 | 91.43 | 110.60 | 87.62 | 115.20 | 84.13 | 119.80 | 80.89 | 124.40 | 77.90 | 129.00 | 75.13 |
| 101.50 | 95.48 | 106.10 | 91.34 | 110.70 | 87.54 | 115.30 | 84.05 | 119.90 | 80.83 | 124.50 | 77.84 | 129.10 | 75.07 |
| 101.60 | 95.39 | 106.20 | 91.25 | 110.80 | 87.47 | 115.40 | 83.98 | 120.00 | 80.76 | 124.60 | 77.78 | 129.20 | 75.01 |
| 101.70 | 95.29 | 106.30 | 91.17 | 110.90 | 87.39 | 115.50 | 83.91 | 120.10 | 80.69 | 124.70 | 77.72 | 129.30 | 74.95 |
| 101.80 | 95.20 | 106.40 | 91.08 | 111.00 | 87.31 | 115.60 | 83.83 | 120.20 | 80.63 | 124.80 | 77.65 | 129.40 | 74.89 |
| 101.90 | 95.11 | 106.50 | 91.00 | 111.10 | 87.23 | 115.70 | 83.76 | 120.30 | 80.56 | 124.90 | 77.59 | 129.50 | 74.84 |
| 102.00 | 95.01 | 106.60 | 90.91 | 111.20 | 87.15 | 115.80 | 83.69 | 120.40 | 80.49 | 125.00 | 77.53 | 129.60 | 74.78 |
| 102.10 | 94.92 | 106.70 | 90.83 | 111.30 | 87.07 | 115.90 | 83.62 | 120.50 | 80.42 | 125.10 | 77.47 | 129.70 | 74.72 |
| 102.20 | 94.83 | 106.80 | 90.74 | 111.40 | 86.99 | 116.00 | 83.54 | 120.60 | 80.36 | 125.20 | 77.41 | 129.80 | 74.66 |
| 102.30 | 94.73 | 106.90 | 90.66 | 111.50 | 86.92 | 116.10 | 83.47 | 120.70 | 80.29 | 125.30 | 77.34 | 129.90 | 74.61 |
| 102.40 | 94.64 | 107.00 | 90.57 | 111.60 | 86.84 | 116.20 | 83.40 | 120.80 | 80.23 | 125.40 | 77.28 | 130.00 | 74.55 |
| 102.50 | 94.55 | 107.10 | 90.49 | 111.70 | 86.76 | 116.30 | 83.33 | 120.90 | 80.16 | 125.50 | 77.22 | 130.10 | 74.49 |
| 102.60 | 94.46 | 107.20 | 90.40 | 111.80 | 86.68 | 116.40 | 83.26 | 121.00 | 80.09 | 125.60 | 77.16 | 130.20 | 74.43 |
| 102.70 | 94.36 | 107.30 | 90.32 | 111.90 | 86.61 | 116.50 | 83.19 | 121.10 | 80.03 | 125.70 | 77.10 | 130.30 | 74.38 |
| 102.80 | 94.27 | 107.40 | 90.23 | 112.00 | 86.53 | 116.60 | 83.11 | 121.20 | 79.96 | 125.80 | 77.04 | 130.40 | 74.32 |
| 102.90 | 94.18 | 107.50 | 90.15 | 112.10 | 86.45 | 116.70 | 83.04 | 121.30 | 79.89 | 125.90 | 76.98 | 130.50 | 74.26 |
| 103.00 | 94.09 | 107.60 | 90.07 | 112.20 | 86.37 | 116.80 | 82.97 | 121.40 | 79.83 | 126.00 | 76.91 | 130.60 | 74.21 |
| 103.10 | 94.00 | 107.70 | 89.98 | 112.30 | 86.30 | 116.90 | 82.90 | 121.50 | 79.76 | 126.10 | 76.85 | 130.70 | 74.15 |
| 103.20 | 93.91 | 107.80 | 89.90 | 112.40 | 86.22 | 117.00 | 82.83 | 121.60 | 79.70 | 126.20 | 76.79 | 130.80 | 74.09 |
| 103.30 | 93.82 | 107.90 | 89.82 | 112.50 | 86.14 | 117.10 | 82.76 | 121.70 | 79.63 | 126.30 | 76.73 | 130.90 | 74.04 |
| 103.40 | 93.73 | 108.00 | 89.73 | 112.60 | 86.07 | 117.20 | 82.69 | 121.80 | 79.57 | 126.40 | 76.67 | 131.00 | 73.98 |
| 103.50 | 93.63 | 108.10 | 89.65 | 112.70 | 85.99 | 117.30 | 82.62 | 121.90 | 79.50 | 126.50 | 76.61 | 131.10 | 73.92 |
| 103.60 | 93.54 | 108.20 | 89.57 | 112.80 | 85.91 | 117.40 | 82.55 | 122.00 | 79.44 | 126.60 | 76.55 | 131.20 | 73.87 |
| 103.70 | 93.45 | 108.30 | 89.48 | 112.90 | 85.84 | 117.50 | 82.48 | 122.10 | 79.37 | 126.70 | 76.49 | 131.30 | 73.81 |
| 103.80 | 93.36 | 108.40 | 89.40 | 113.00 | 85.76 | 117.60 | 82.41 | 122.20 | 79.31 | 126.80 | 76.43 | 131.40 | 73.75 |
| 103.90 | 93.27 | 108.50 | 89.32 | 113.10 | 85.69 | 117.70 | 82.34 | 122.30 | 79.24 | 126.90 | 76.37 | 131.50 | 73.70 |
| 104.00 | 93.18 | 108.60 | 89.24 | 113.20 | 85.61 | 117.80 | 82.27 | 122.40 | 79.18 | 127.00 | 76.31 | 131.60 | 73.64 |
| 104.10 | 93.10 | 108.70 | 89.16 | 113.30 | 85.54 | 117.90 | 82.20 | 122.50 | 79.11 | 127.10 | 76.25 | 131.70 | 73.59 |
| 104.20 | 93.01 | 108.80 | 89.07 | 113.40 | 85.46 | 118.00 | 82.13 | 122.60 | 79.05 | 127.20 | 76.19 | 131.80 | 73.53 |
| 104.30 | 92.92 | 108.90 | 88.99 | 113.50 | 85.39 | 118.10 | 82.06 | 122.70 | 78.98 | 127.30 | 76.13 | 131.90 | 73.47 |
| 104.40 | 92.83 | 109.00 | 88.91 | 113.60 | 85.31 | 118.20 | 81.99 | 122.80 | 78.92 | 127.40 | 76.07 | 132.00 | 73.42 |
| 104.50 | 92.74 | 109.10 | 88.83 | 113.70 | 85.23 | 118.30 | 81.92 | 122.90 | 78.85 | 127.50 | 76.01 | 132.10 | 73.36 |

Oulton Park Circuit
Little Budworth, Cheshire. CW6 9BW
Tel: 01829 760301 Fx: 01829 760378

International Circuit Length: 2.769 miles (4.46 kms)
 (with chicane: 2.775 miles)
Fosters Circuit Length: 1.654 miles (2.66 kms)
Island Circuit Length: 2.356 miles (3.81 kms)
Outright Lap Record:
 Gareth Rees (F3000) 1.24.68s 117.97mph 06.07.96

KEY


1. Jackie Stewart Business Centre
2. Start/Finish Line
3. Control Tower
4. Medical Centre
5. Pit Lane Garages
6. Pit Lane Suites
Racing School/Press Centre
7. Scrutineering
8. Gold Cup Hospitality Suites
9. Chequers Restaurant
& Information Centre
10. Fuel
11. Paddock Entrance
12. Activity Centre
13. Pedestrian Crossing



| | |
|--|-------------------|
| | First Aid |
| | Telephones |
| | Toilets |
| | Circuit Buildings |

Shaws Entrance

MotorSportVision



MDS Battery RGB

Provisional Results - Race 1

| Pl | No | Cl | Name | Car | Laps | Time | Behind | MPH | Best Lap on | MPH |
|-----------------------|-----|-----------------|-----------------|-------------------------|---------|----------|---------|---------|-------------|---------|
| 1 | 1 | BEA | Andy CHARLESLEY | Raw Striker | 8 | 15:30.27 | | 83.34 | 1:52.70 | 2 85.99 |
| 2 | 7 | BEC | Mike FIELD | Fisher Fury | 8 | 15:33.50 | 3.23 | 83.05 | 1:54.64 | 5 84.54 |
| 3 | 36 | BEC | Tim GRAY | Stuart Taylor Phoenix | 8 | 15:35.18 | 4.91 | 82.90 | 1:55.19 | 5 84.13 |
| 4 | 52 | BEC | Gordon MILNER | Fisher Fury | 8 | 15:44.38 | 14.11 | 82.10 | 1:55.89 | 5 83.62 |
| 5 | 11 | BEC | Graham HILLS | Fisher Fury | 8 | 15:44.71 | 14.44 | 82.07 | 1:55.67 | 5 83.78 |
| 6 | 38 | BEA | Ian GRAY | Stuart Taylor Phoenix | 8 | 15:47.71 | 17.44 | 81.81 | 1:55.62 | 5 83.82 |
| 7 | 14 | BEA | James JOHNSON | Fisher Fury | 8 | 15:53.10 | 22.83 | 81.34 | 1:56.90 | 5 82.90 |
| 8 | 31 | BEB | Adrian TERRY | Sylva Striker | 8 | 16:01.90 | 31.63 | 80.60 | 1:58.24 | 3 81.96 |
| 9 | 39 | BEC | Mike ATKINSON | Stuart Taylor Phoenix | 8 | 16:03.71 | 33.44 | 80.45 | 1:58.43 | 7 81.83 |
| 10 | 12 | BEB | Alan BUSHELL | Tiger B6 | 8 | 16:03.97 | 33.70 | 80.43 | 1:57.69 | 7 82.35 |
| 11 | 54 | BEB | Phil ALCOCK | Stuart Taylor Ninja | 8 | 16:20.51 | 50.24 | 79.07 | 2:00.55 | 3 80.39 |
| 12 | 49 | BEA | Doug CARTER | Genesis Evo | 8 | 16:22.90 | 52.63 | 78.88 | 1:59.95 | 4 80.79 |
| 13 | 80 | BEB | Ian FLETCHER | Fletcher Hornet | 8 | 16:42.56 | 1:12.29 | 77.33 | 2:02.81 | 5 78.91 |
| 14 | 63 | BEC | Colin CHAPMAN | Fisher Fury | 8 | 16:42.79 | 1:12.52 | 77.31 | 2:02.56 | 5 79.07 |
| 15 | 21 | BEC | Charlie GREGORY | Fisher Fury | 8 | 16:43.09 | 1:12.82 | 77.29 | 2:02.65 | 5 79.02 |
| 16 | 3 | BEC | Phil GREENWAY | Stuart Taylor Phoenix | 8 | 16:53.24 | 1:22.97 | 76.52 | 2:00.00 | 3 80.76 |
| 17 | 25 | BEC | Richard CARTER | Stuart Taylor Locoblade | 8 | 17:06.29 | 1:36.02 | 75.54 | 2:05.07 | 4 77.49 |
| 18 | 89 | BEC | Nick JOYCE | Sylva Phoenix | 8 | 17:11.33 | 1:41.06 | 75.17 | 2:05.64 | 4 77.13 |
| 19 | 50 | BEC | Tim HOVERD | Fisher Fury | 7 | 15:41.01 | 1 Lap | 72.09 | 2:02.68 | 5 79.00 |
| 20 | 44 | BEC | Judi DERISLEY | Fisher Fury | 7 | 16:49.86 | 1 Lap | 67.18 | 2:19.68 | 3 69.38 |
| Not-Classified | | | | | | | | | | |
| 28 | BEC | Peter ISHERWOOD | Sylva Phoenix | 2 | 4:33.63 | DNF | 70.83 | 2:24.43 | 2 | 67.10 |
| 2 | BEA | Tim HARMER | Genesis Evo | 1 | 1:56.95 | DNF | 82.87 | | 0 | 0.00 |
| Non-Starters | | | | | | | | | | |
| 24 | BEC | Stephen DEAN | Fisher Fury | | | | | | | |
| 32 | BEC | Tim EVANS | Phoenix | | | | | | | |
| Fastest Lap | | | | | | | | | | |
| 1 | BEA | Andy CHARLESLEY | Raw Striker | | | | | 1:52.70 | 2 | 85.99 |
| 7 | BEC | Mike FIELD | Fisher Fury | | | | | 1:54.64 | 5 | 84.54 |
| 12 | BEB | Alan BUSHELL | Tiger B6 | | | | | 1:57.69 | 7 | 82.35 |

Start Time : 13:00

Oulton Park

04 Sep 04 13:17

Clerk of Course:

[Signature] 13:27

Time Issued:

Chief Timekeeper:

[Signature]

THESE RESULTS REMAIN PROVISIONAL FOR A MINIMUM OF 30 MINUTES FROM THE TIME OF ISSUE



Demon Tweeks / Yokohama Hot Hatch

Provisional Results - Race 2

| Pl | No | Cl | Name | Car | Laps | Time | Behind | MPH | Best Lap on | MPH |
|----|----|-----|-----------------|--------------------|------|----------|---------|-------|-------------|---------|
| 1 | 2 | HHC | Paul McMILLAN | Honda Civic Type R | 8 | 16:22.67 | | 78.90 | 2:00.94 | 5 80.13 |
| 2 | 3 | HHA | Mark CUNNINGHAM | Fiesta Sport | 8 | 16:23.25 | 0.58 | 78.85 | 2:01.10 | 5 80.03 |
| 3 | 23 | HHA | Adrian LOWES | Fiesta XR2 | 8 | 16:45.59 | 22.92 | 77.10 | 2:03.26 | 5 78.62 |
| 4 | 5 | HHA | Carl LAWRENCE | Fiesta XR2 | 8 | 16:48.25 | 25.58 | 76.90 | 2:04.00 | 7 78.15 |
| 5 | 64 | HHC | Mike WEBB | Ford Focus | 8 | 16:48.36 | 25.69 | 76.89 | 2:04.03 | 7 78.14 |
| 6 | 31 | HHA | Lewis WILLIAMS | Fiesta XR2 | 8 | 17:00.18 | 37.51 | 76.00 | 2:04.99 | 6 77.54 |
| 7 | 25 | HHA | Dave BASELEY | Vauxhall Nova | 8 | 17:03.95 | 41.28 | 75.72 | 2:04.80 | 4 77.65 |
| 8 | 55 | HHC | Andy WATERS | VW Golf GTi | 8 | 17:25.00 | 1:02.33 | 74.19 | 2:07.58 | 5 75.96 |
| 9 | 30 | HHA | David GEARY | Mini Cooper | 8 | 18:06.88 | 1:44.21 | 71.33 | 2:13.33 | 3 72.69 |
| 10 | 50 | HHA | Daniel McKAY | Fiesta XR2 | 7 | 16:31.20 | 1 Lap | 68.44 | 2:17.42 | 5 70.52 |

Not-Classified

| | | | | | | | | | |
|----|-----|---------------|--------------------|---|----------|---------|-------|---------|---------|
| 97 | HHA | Andy McLENNAN | Suzuki Swift | 6 | 12:46.18 | DNF | 75.89 | 2:04.18 | 2 78.04 |
| 37 | HHA | Leslie OTT | Vauxhall Nova | 6 | 13:37.70 | DNF | 71.11 | 2:05.74 | 5 77.07 |
| 28 | HHA | Andy NEAL | Fiesta XR2 | 5 | 10:29.32 | DNF | 77 | 2:02.87 | 5 78.87 |
| 26 | HHA | Geoff BLUFF | Vauxhall Nova GTE | 0 | | Starter | 0 | | |
| 7 | HHA | Lee REYNOLDS | Citroen Saxo | 0 | | Starter | 0 | | |
| 96 | HHC | Matt HOWARTH | Vauxhall Astra GTE | 0 | | Starter | 0 | | |

Non-Starters

| | | | | | | | | | |
|----|-----|----------------|-----------------|--|--|--|--|--|--|
| 43 | HHA | Michael WILSON | Rover Metro GTi | | | | | | |
|----|-----|----------------|-----------------|--|--|--|--|--|--|

Fastest Lap

| | | | | | | | | | |
|---|-----|-----------------|--------------------|--|--|--|--|---------|---------|
| 2 | HHC | Paul McMILLAN | Honda Civic Type R | | | | | 2:00.94 | 5 80.13 |
| 3 | HHA | Mark CUNNINGHAM | Fiesta Sport | | | | | 2:01.10 | 5 80.03 |

No 50 - NO TRANSPONDER

Start Time : 13:26

Oulton Park

04 Sep 04 13:45

| | | |
|--|--------------|---|
| Clerk of Course: <i>D. Ditz</i> 549 | Time Issued: | Chief Timekeeper: <i>[Signature]</i> |
|--|--------------|---|

THESE RESULTS REMAIN PROVISIONAL FOR A MINIMUM OF 30 MINUTES FROM THE TIME OF ISSUE



Which Kit? Kit Cars

Provisional Results - Race 3

| Pl | No | Cl | Name | Car | Laps | Time | Behind | MPH | Best Lap on | MPH |
|----|----|-----|-------------------|---------------------|------|----------|---------|-------|-------------|---------|
| 1 | 53 | KCB | Andy HILEY | Taydec Mk2 | 8 | 15:47.70 | | 81.81 | 1:56.63 | 5 83.09 |
| 2 | 10 | KCB | Steve OWEN | Sylva Clubman | 8 | 15:48.50 | 0.80 | 81.74 | 1:56.89 | 6 82.91 |
| 3 | 7 | KCB | Simon CHILDS | Sylva Phoenix | 8 | 15:49.12 | 1.42 | 81.69 | 1:56.64 | 4 83.09 |
| 4 | 97 | KCB | Mark OWEN | Sylva Pheonix | 8 | 15:56.23 | 8.53 | 81.08 | 1:57.02 | 4 82.82 |
| 5 | 1 | KCB | Steve TAYLOR | Sylva Striker | 8 | 16:18.30 | 30.60 | 79.25 | 1:58.67 | 6 81.67 |
| 6 | 48 | KCB | Jim GOODWIN | Sylva Striker | 8 | 16:18.83 | 31.13 | 79.21 | 1:59.26 | 5 81.26 |
| 7 | 88 | KCB | Bryan HEALEY | Sylva Striker Mk2 | 8 | 16:19.50 | 31.80 | 79.15 | 1:58.83 | 5 81.56 |
| 8 | 35 | KCB | Graham STEPHENSON | Quantum Xtreme | 8 | 16:21.60 | 33.90 | 78.98 | 1:59.76 | 4 80.92 |
| 9 | 20 | KCA | Gary GOODYEAR | Raw Striker | 8 | 16:21.74 | 34.04 | 78.97 | 1:58.58 | 6 81.73 |
| 10 | 82 | KCA | Rob JOHNSTON | Locost | 8 | 16:22.75 | 35.05 | 78.89 | 2:00.71 | 6 80.28 |
| 11 | 68 | KCA | Matthew STURMER | Sylva Mk4 | 8 | 16:27.28 | 39.58 | 78.53 | 1:59.95 | 6 80.79 |
| 12 | 14 | KCA | Brian DEAN | Sylva Phoenix | 8 | 16:34.99 | 47.29 | 77.92 | 1:58.49 | 6 81.79 |
| 13 | 38 | KCB | Tony SOUTHGATE | Sylva Phoenix | 8 | 16:39.15 | 51.45 | 77.60 | 2:02.77 | 4 78.94 |
| 14 | 34 | KCB | Lesley HUDSON | Sylva Pheonix | 8 | 16:52.79 | 1:05.09 | 76.55 | 2:03.05 | 6 78.76 |
| 15 | 17 | KCB | Nigel BROWN | Sylva Phoenix | 8 | 17:00.16 | 1:12.46 | 76.00 | 2:03.61 | 6 78.40 |
| 16 | 62 | KCA | Nic SCOTT | Sylva Striker Mk2 | 8 | 17:16.95 | 1:29.25 | 74.77 | 2:06.71 | 6 76.48 |
| 17 | 21 | KCB | Robert PUTNAM | Procomp LA Gold | 8 | 17:22.09 | 1:34.39 | 74.40 | 2:04.09 | 4 78.10 |
| 18 | 11 | KCA | Anton LANDON | Westfield SE | 8 | 17:22.19 | 1:34.49 | 74.39 | 2:05.43 | 6 77.26 |
| 19 | 19 | KCA | Peter ROWNEY | Westfield SEi | 8 | 17:24.76 | 1:37.06 | 74.21 | 2:06.83 | 7 76.41 |
| 20 | 40 | KCA | Mark ALLCOCK | Dutton Melos | 8 | 17:36.26 | 1:48.56 | 73.40 | 2:08.40 | 4 75.48 |
| 21 | 49 | KCB | Ian McLAUGHLIN | Locost | 7 | 15:48.50 | 1 Lap | 71.52 | 2:08.51 | 5 75.41 |
| 22 | 77 | KCA | John CLAYTON | Fletcher Hornet Mk1 | 7 | 16:01.70 | 1 Lap | 70.54 | 2:12.79 | 4 72.98 |
| 23 | 94 | KCA | Jeff BALL | Sylva Striker | 7 | 16:02.19 | 1 Lap | 70.50 | 2:13.13 | 4 72.80 |
| 24 | 28 | KCA | Dave ROBERTS | Sylva Striker | 7 | 16:23.57 | 1 Lap | 68.97 | 2:12.05 | 5 73.39 |

Not-Classified

| | | | | | | | | | |
|----|-----|------------------|---------------|---|----------|---------|-------|---------|---------|
| 59 | KCB | Mark CONROY | Fisher Fury | 7 | 14:36.78 | DNF | 77.37 | 1:57.92 | 4 82.18 |
| 25 | KCB | Jonathan BARNETT | Sylva Phoenix | 6 | 13:01.82 | DNF | 74.37 | 2:01.23 | 4 79.94 |
| 69 | KCA | Nick CRADDOCK | Sylva Phoenix | 2 | 5:02.25 | DNF | 64.13 | 2:38.80 | 2 61.03 |
| 31 | KCB | David ASPDEN | Sylva Striker | 0 | | Starter | 0 | | |

Non-Starters

| | | | | | | | | | |
|----|-----|---------------|-------|--|--|--|--|--|--|
| 75 | KCA | Matthew LEWIS | Razer | | | | | | |
|----|-----|---------------|-------|--|--|--|--|--|--|

Fastest Lap

| | | | | | | | | |
|----|-----|------------|---------------|--|--|--|---------|---------|
| 53 | KCB | Andy HILEY | Taydec Mk2 | | | | 1:56.63 | 5 83.09 |
| 14 | KCA | Brian DEAN | Sylva Phoenix | | | | 1:58.49 | 6 81.79 |

Start Time : 14:03

Oulton Park

04 Sep 04 14:29

| | | |
|-----------------------------------|------------------------------|---|
| Clerk of Course: <i>N. Tan</i> | Time Issued: <i>14:31</i> | Chief Timekeeper: <i>[Signature]</i> |
|-----------------------------------|------------------------------|---|

THESE RESULTS REMAIN PROVISIONAL FOR A MINIMUM OF 30 MINUTES FROM THE TIME OF ISSUE



750 Motor Club Locost

Provisional Results - Race 4

| Pl | No | Cl | Name | Car | Laps | Time | Behind | MPH | Best Lap on | MPH |
|----|----|----|------------------|--------|------|----------|---------|-------|-------------|---------|
| 1 | 18 | LC | Erik FAIRBAIRN | Locost | 8 | 17:21.39 | | 74.45 | 2:08.52 | 7 75.41 |
| 2 | 70 | LC | Nick LEAR | Locost | 8 | 17:21.49 | 0.10 | 74.44 | 2:08.22 | 6 75.58 |
| 3 | 64 | LC | Brian MITCHAM | Locost | 8 | 17:21.83 | 0.44 | 74.42 | 2:07.36 | 7 76.09 |
| 4 | 33 | LC | Lee BAVERSTOCK | Locost | 8 | 17:26.09 | 4.70 | 74.11 | 2:08.46 | 7 75.44 |
| 5 | 26 | LC | Michael ROBINSON | Locost | 8 | 17:36.93 | 15.54 | 73.35 | 2:09.25 | 4 74.98 |
| 6 | 38 | LC | Brendan DUDLEY | Locost | 8 | 17:39.75 | 18.36 | 73.16 | 2:08.93 | 5 75.17 |
| 7 | 77 | LC | Martin GAMBLING | Locost | 8 | 17:40.86 | 19.47 | 73.08 | 2:09.00 | 4 75.13 |
| 8 | 71 | LC | Richard BROWN | Locost | 8 | 17:41.03 | 19.64 | 73.07 | 2:09.78 | 8 74.67 |
| 9 | 7 | LC | Simon READ | Locost | 8 | 17:43.23 | 21.84 | 72.92 | 2:08.59 | 5 75.37 |
| 10 | 99 | LC | Stuart JAMES | Locost | 8 | 17:48.39 | 27.00 | 72.57 | 2:10.57 | 7 74.22 |
| 11 | 44 | LC | Matt CHERRINGTON | Locost | 8 | 17:49.42 | 28.03 | 72.50 | 2:09.40 | 4 74.89 |
| 12 | 68 | LC | Tom BALLENTYNE | Locost | 8 | 17:56.75 | 35.36 | 72.00 | 2:10.81 | 8 74.09 |
| 13 | 37 | LC | Kevin LUCAS | Locost | 8 | 18:00.15 | 38.76 | 71.78 | 2:09.56 | 5 74.80 |
| 14 | 47 | LC | Robert PALIN | Locost | 8 | 18:00.17 | 38.78 | 71.78 | 2:10.79 | 7 74.10 |
| 15 | 72 | LC | Gregg CASTREE | Locost | 8 | 18:08.98 | 47.59 | 71.19 | 2:11.40 | 7 73.75 |
| 16 | 36 | LC | Mark GLOVER | Locost | 8 | 18:13.96 | 52.57 | 70.87 | 2:13.49 | 8 72.60 |
| 17 | 46 | LC | John EDLER | Locost | 8 | 18:14.87 | 53.48 | 70.81 | 2:13.90 | 8 72.38 |
| 18 | 17 | LC | Colin BECKWITH | Locost | 8 | 18:16.73 | 55.34 | 70.69 | 2:14.52 | 7 72.04 |
| 19 | 50 | LC | Adrian CRESSWELL | Locost | 8 | 18:17.23 | 55.84 | 70.66 | 2:14.19 | 4 72.22 |
| 20 | 76 | LC | Simon HUNTER | Locost | 8 | 18:17.91 | 56.52 | 70.62 | 2:14.24 | 8 72.19 |
| 21 | 66 | LC | Spencer KEMSLEY | Locost | 8 | 18:23.38 | 1:01.99 | 70.27 | 2:13.30 | 6 72.70 |
| 22 | 40 | LC | David FOERS | Locost | 8 | 18:30.77 | 1:09.38 | 69.80 | 2:13.90 | 6 72.38 |
| 23 | 82 | LC | Michael PAGE | Locost | 8 | 18:36.59 | 1:15.20 | 69.43 | 2:15.78 | 8 71.37 |
| 24 | 51 | LC | Helen SAUNDERS | Locost | 8 | 18:37.20 | 1:15.81 | 69.40 | 2:16.19 | 8 71.16 |
| 25 | 43 | LC | Mark BARLOW | Locost | 8 | 18:39.41 | 1:18.02 | 69.26 | 2:15.54 | 6 71.50 |
| 26 | 35 | LC | Ivan THOMAS | Locost | 8 | 18:40.33 | 1:18.94 | 69.20 | 2:16.64 | 3 70.93 |
| 27 | 53 | LC | Mark GOGLE | Locost | 7 | 17:33.14 | 1 Lap | 64.42 | 2:26.58 | 5 66.12 |
| 28 | 63 | LC | Craig TURNER | Locost | 7 | 17:36.70 | 1 Lap | 64.20 | 2:27.89 | 6 65.53 |

Not-Classified

| | | | | | | | | | |
|----|----|--------------|--------|---|----------|---------|-------|---------|---------|
| 88 | LC | Paul COOPER | Locost | 4 | 10:08.68 | DNF | 63.69 | 2:18.32 | 3 70.06 |
| 24 | LC | Danny CASSAR | Locost | 4 | 8:47.11 | DNF | 73.54 | 2:09.38 | 3 74.90 |
| 32 | LC | Chris JAMES | Locost | 3 | 7:03.65 | DNF | 68.63 | 2:13.97 | 3 72.34 |
| 48 | LC | Paul BRYANT | Locost | 0 | | Starter | 0 | | |

Fastest Lap

| | | | | | | | | | |
|----|----|---------------|--------|--|--|--|--|---------|---------|
| 64 | LC | Brian MITCHAM | Locost | | | | | 2:07.36 | 7 76.09 |
|----|----|---------------|--------|--|--|--|--|---------|---------|


Start Time : 14:34

Oulton Park

04 Sep 04 14:53

| | | |
|----------------------------------|----------------------|---|
| Clerk of Course: <i>N. Ta</i> | Time Issued: 1504 | Chief Timekeeper: <i>[Signature]</i> |
|----------------------------------|----------------------|---|

THESE RESULTS REMAIN PROVISIONAL FOR A MINIMUM OF 30 MINUTES FROM THE TIME OF ISSUE



John Cooper Challenge


Provisional Results - Race 5

| Pl | No | Cl | Name | Car | Laps | Time | Behind | MPH | Best Lap on | MPH |
|-----------------------|-----|-------------------|--------------------------|--------------------------|---------|----------|---------|---------|-------------|---------|
| 1 | 1 | JCS | Mark SPELLER | BMW Mini Cooper S | 7 | 14:41.80 | | 76.93 | 2:04.16 | 5 78.05 |
| 2 | 10 | JCS | Martin WALLBANK | BMW Mini Cooper S | 7 | 14:43.69 | 1.89 | 76.77 | 2:04.17 | 4 78.05 |
| 3 | 7 | JCS | Arthur FORSTER | BMW Mini Cooper S | 7 | 14:45.18 | 3.38 | 76.64 | 2:03.83 | 4 78.26 |
| 4 | 5 | JCS | Rob HOLGATE | BMW Mini Cooper S | 7 | 14:47.72 | 5.92 | 76.42 | 2:04.73 | 7 77.70 |
| 5 | 2 | JCS | Nick SMITH | BMW Mini Cooper S | 7 | 14:58.05 | 16.25 | 75.54 | 2:05.86 | 4 77.00 |
| 6 | 17 | JCS | Tony SKELTON | BMW Mini Cooper S | 7 | 15:06.64 | 24.84 | 74.82 | 2:07.17 | 7 76.21 |
| 7 | 20 | JCC | Graham PARSONS | BMW Mini Cooper Clubspor | 7 | 15:30.28 | 48.48 | 72.92 | 2:10.86 | 6 74.06 |
| 8 | 55 | JCC | Barney CRAGGS | BMW Mini Cooper Clubspor | 7 | 15:31.06 | 49.26 | 72.86 | 2:10.95 | 5 74.01 |
| 9 | 31 | JCC | James WHELAN | BMW Mini Cooper Clubspor | 7 | 15:31.47 | 49.67 | 72.83 | 2:10.79 | 6 74.10 |
| 10 | 32 | JCC | Gary ROBERTSHAW | BMW Mini Cooper Clubspor | 7 | 15:32.98 | 51.18 | 72.71 | 2:09.60 | 4 74.78 |
| 11 | 27 | JCC | Gary KOUNNIS | BMW Mini Cooper Clubspor | 7 | 15:33.73 | 51.93 | 72.65 | 2:10.69 | 6 74.15 |
| 12 | 26 | JCC | Dave PHILLIPS | BMW Mini Cooper Clubspor | 7 | 15:36.84 | 55.04 | 72.41 | 2:11.01 | 6 73.97 |
| 13 | 24 | JCC | Rob AUSTIN | BMW Mini Cooper Clubspor | 7 | 15:37.41 | 55.61 | 72.37 | 2:11.20 | 6 73.87 |
| 14 | 23 | JCC | Patrick MURRAY | BMW Mini Cooper Clubspor | 7 | 15:37.76 | 55.96 | 72.34 | 2:09.97 | 7 74.56 |
| 15 | 38 | JCC | Stephen CAMPBELL | BMW Mini Cooper Clubspor | 7 | 15:40.46 | 58.66 | 72.13 | 2:10.53 | 6 74.25 |
| 16 | 33 | JCC | Mick BEAUCHAMP | BMW Mini Cooper Clubspor | 7 | 15:42.27 | 1:00.47 | 71.99 | 2:11.94 | 5 73.45 |
| 17 | 30 | JCC | Mark DRURY | BMW Mini Cooper Clubspor | 7 | 15:44.35 | 1:02.55 | 71.84 | 2:10.96 | 3 74.00 |
| 18 | 28 | JCC | Peter BROWN | BMW Mini Cooper Clubspor | 7 | 15:52.28 | 1:10.48 | 71.24 | 2:13.03 | 6 72.85 |
| 19 | 41 | JCC | Nik ROCHEZ | BMW Mini Cooper Clubspor | 7 | 15:52.97 | 1:11.17 | 71.19 | 2:13.21 | 7 72.75 |
| 20 | 25 | JCC | Sue COX | BMW Mini Cooper Clubspor | 6 | 15:45.15 | 1 Lap | 61.52 | 2:33.07 | 4 63.31 |
| <u>Not-Classified</u> | | | | | | | | | | |
| 21 | JCC | Jonathan SHEPHERD | BMW Mini Cooper Clubspor | 4 | 9:21.97 | DNF | 68.98 | 2:12.57 | 3 73.10 | |
| 35 | JCC | James LOUKES | BMW Mini Cooper Clubspor | 3 | 7:15.99 | DNF | 66.68 | 2:16.92 | 2 70.78 | |
| 4 | JCS | Andy SAYLE | BMW Mini Cooper S | 1 | 2:14.50 | DNF | 72.05 | | 0 0.00 | |
| 50 | JCC | Rachel OWEN | BMW Mini Cooper Clubspor | 1 | 2:37.98 | DNF | 61.34 | | 0 0.00 | |
| <u>Fastest Lap</u> | | | | | | | | | | |
| 7 | JCS | Arthur FORSTER | BMW Mini Cooper S | | | | | 2:03.83 | 4 78.26 | |
| 32 | JCC | Gary ROBERTSHAW | BMW Mini Cooper Clubspor | | | | | 2:09.60 | 4 74.78 | |


Start Time : 16:43

Oulton Park

04 Sep 04 16:59

| | | |
|---|-----------------------|--|
| Clerk of Course:  | Time Issued: 17.03 | Chief Timekeeper:  |
|---|-----------------------|--|

THESE RESULTS REMAIN PROVISIONAL FOR A MINIMUM OF 30 MINUTES FROM THE TIME OF ISSUE



MDS Battery RGB

Provisional Results - Race 6

| Pl | No | Cl | Name | Car | Laps | Time | Behind | MPH | Best Lap | on | MPH |
|----|----|-----|-----------------|-------------------------|------|----------|---------|-------|----------|----|-------|
| 1 | 2 | BEA | Tim HARMER | Genesis Evo | 8 | 14:51.33 | | 86.98 | 1:49.69 | 3 | 88.35 |
| 2 | 1 | BEA | Andy CHARLESLEY | Raw Striker | 8 | 14:52.19 | 0.86 | 86.90 | 1:49.67 | 8 | 88.37 |
| 3 | 36 | BEC | Tim GRAY | Stuart Taylor Phoenix | 8 | 15:40.66 | 49.33 | 82.42 | 1:55.88 | 5 | 83.63 |
| 4 | 7 | BEC | Mike FIELD | Fisher Fury | 8 | 15:42.67 | 51.34 | 82.24 | 1:55.45 | 8 | 83.94 |
| 5 | 52 | BEC | Gordon MILNER | Fisher Fury | 8 | 15:43.56 | 52.23 | 82.17 | 1:55.73 | 6 | 83.74 |
| 6 | 11 | BEC | Graham HILLS | Fisher Fury | 8 | 15:43.77 | 52.44 | 82.15 | 1:55.62 | 7 | 83.82 |
| 7 | 38 | BEA | Ian GRAY | Stuart Taylor Phoenix | 8 | 15:59.26 | 1:07.93 | 80.82 | 1:55.83 | 6 | 83.67 |
| 8 | 39 | BEC | Mike ATKINSON | Stuart Taylor Phoenix | 8 | 16:13.05 | 1:21.72 | 79.68 | 1:58.17 | 3 | 82.01 |
| 9 | 12 | BEB | Alan BUSHELL | Tiger B6 | 8 | 16:16.32 | 1:24.99 | 79.41 | 1:58.59 | 2 | 81.72 |
| 10 | 54 | BEB | Phil ALCOCK | Stuart Taylor Ninja | 8 | 16:16.71 | 1:25.38 | 79.38 | 1:59.81 | 6 | 80.89 |
| 11 | 49 | BEA | Doug CARTER | Genesis Evo | 8 | 16:31.22 | 1:39.89 | 78.22 | 1:59.44 | 8 | 81.14 |
| 12 | 14 | BEA | James JOHNSON | Fisher Fury | 8 | 16:33.38 | 1:42.05 | 78.05 | 1:57.82 | 8 | 82.25 |
| 13 | 63 | BEC | Colin CHAPMAN | Fisher Fury | 8 | 16:36.80 | 1:45.47 | 77.78 | 2:01.23 | 8 | 79.94 |
| 14 | 80 | BEB | Ian FLETCHER | Fletcher Hornet | 8 | 16:37.25 | 1:45.92 | 77.74 | 2:01.64 | 7 | 79.67 |
| 15 | 21 | BEC | Charlie GREGORY | Fisher Fury | 8 | 16:38.17 | 1:46.84 | 77.67 | 2:01.54 | 8 | 79.74 |
| 16 | 50 | BEC | Tim HOVERD | Fisher Fury | 8 | 16:41.32 | 1:49.99 | 77.43 | 2:02.68 | 8 | 79.00 |
| 17 | 25 | BEC | Richard CARTER | Stuart Taylor Locoblade | 7 | 14:57.11 | 1 Lap | 75.62 | 2:03.78 | 2 | 78.29 |
| 18 | 89 | BEC | Nick JOYCE | Sylva Phoenix | 7 | 15:10.74 | 1 Lap | 74.49 | 2:06.71 | 7 | 76.48 |
| 19 | 28 | BEC | Peter ISHERWOOD | Sylva Phoenix | 7 | 15:43.46 | 1 Lap | 71.90 | 2:11.73 | 7 | 73.57 |
| 20 | 44 | BEC | Judi DERISLEY | Fisher Fury | 7 | 16:29.72 | 1 Lap | 68.54 | 2:18.89 | 4 | 69.78 |

Not-Classified

| | | | | | | | | | | |
|----|-----|--------------|---------------|---|----------|-----|-------|---------|---|-------|
| 32 | BEC | Tim EVANS | Phoenix | 7 | 14:05.66 | DNF | 80.22 | 1:56.99 | 5 | 82.84 |
| 31 | BEB | Adrian TERRY | Sylva Striker | 5 | 10:04.34 | DNF | 80.18 | 1:59.01 | 2 | 81.43 |

Non-Starters

| | | | | | | | | | | | |
|----|-----|---------------|-----------------------|--|--|--|--|--|--|--|--|
| 24 | BEC | Stephen DEAN | Fisher Fury | | | | | | | | |
| 3 | BEC | Phil GREENWAY | Stuart Taylor Phoenix | | | | | | | | |

Fastest Lap

| | | | | | | | | | | |
|----|-----|-----------------|-------------|--|--|--|--|---------|---|-------|
| 1 | BEA | Andy CHARLESLEY | Raw Striker | | | | | 1:49.67 | 8 | 88.37 |
| 7 | BEC | Mike FIELD | Fisher Fury | | | | | 1:55.45 | 8 | 83.94 |
| 12 | BEB | Alan BUSHELL | Tiger B6 | | | | | 1:58.59 | 2 | 81.72 |

Start Time : 16:08

Oulton Park

04 Sep 04 16:25

Clerk of Course:

[Signature] 16.38

Time Issued:

Chief Timekeeper:

[Signature]

THESE RESULTS REMAIN PROVISIONAL FOR A MINIMUM OF 30 MINUTES FROM THE TIME OF ISSUE



MG Team

Provisional Results - Race 7

| Pl | No | Cl | Name | Car | Laps | Time | Behind | MPH | Best Lap on | MPH |
|-----------------------|----|-----|-------------------------------|----------------------|------|----------|---------|---------|-------------|----------|
| 1 | 26 | MT3 | Oliver BRYANT | MGB | 21 | 46:12.82 | | 73.40 | 2:07.85 | 6 75.80 |
| 2 | 71 | MT3 | Brian LAMBERT | MGB | 21 | 46:26.31 | 13.49 | 73.04 | 2:08.44 | 8 75.45 |
| 3 | 49 | MT2 | Malcolm JOHNSON | MGB Roadster | 21 | 46:39.13 | 26.31 | 72.71 | 2:09.27 | 12 74.97 |
| 4 | 46 | MT3 | Mark LAMBERT | MGB | 21 | 47:12.28 | 59.46 | 71.86 | 2:11.08 | 7 73.93 |
| 5 | 14 | MT3 | James & Jeremy COTTINGHAM | MGB | 21 | 47:14.63 | 1:01.81 | 71.80 | 2:08.19 | 10 75.60 |
| 6 | 15 | MT2 | Ronald WATT | MGB Roadster | 21 | 47:53.34 | 1:40.52 | 70.83 | 2:13.04 | 17 72.84 |
| 7 | 44 | MT2 | Graham COLES | MGA Roadster | 21 | 48:12.62 | 1:59.80 | 70.36 | 2:10.99 | 2 73.98 |
| 8 | 3 | MT1 | Andrew ACTMAN | Austin Healey Sprite | 20 | 46:59.23 | 1 Lap | 68.75 | 2:16.21 | 13 71.15 |
| 9 | 17 | MT1 | Tony WILSON-SPRATT | WSM Sprite | 20 | 47:21.50 | 1 Lap | 68.21 | 2:15.39 | 16 71.58 |
| 10 | 28 | MT2 | Robert CULL | MGB Roadster | 20 | 47:28.12 | 1 Lap | 68.05 | 2:15.37 | 7 71.59 |
| 11 | 27 | MT1 | Bob ALLEN | MG TC | 20 | 48:05.75 | 1 Lap | 67.17 | 2:18.41 | 17 70.02 |
| 12 | 10 | MT2 | Terry BRYANT | MGA Roadster | 20 | 48:13.98 | 1 Lap | 66.97 | 2:17.74 | 15 70.36 |
| 13 | 82 | MT4 | GEOFFREY MAYCOCK / NICK SMITH | Alfa Romeo GTA | 20 | 48:34.33 | 1 Lap | 66.51 | 2:19.47 | 5 69.49 |
| 14 | 2 | MT2 | Simon GURNEY | MGA Coupe | 19 | 46:58.24 | 2 Laps | 65.34 | 2:22.74 | 4 67.89 |
| 15 | 16 | MT2 | Brian IRELAND | MGA Roadster | 16 | 47:04.22 | 5 Laps | 54.90 | 2:47.78 | 2 57.76 |
| 16 | 25 | MT2 | Shaun BROMLEY | MGA Roadster | 14 | 46:34.65 | 7 Laps | 48.55 | 2:35.71 | 4 62.24 |
| <u>Not-Classified</u> | | | | | | | | | | |
| | 22 | MT3 | Tom SMITH | MGB | 10 | 23:33.63 | DNF | 68.56 | 2:08.77 | 6 75.26 |
| <u>Non-Starters</u> | | | | | | | | | | |
| | 39 | MT2 | Dawn-Marie COX | MGB Roadster | | | | | | |
| | 42 | MT1 | James WILLIS | MG Midget | | | | | | |
| <u>Fastest Lap</u> | | | | | | | | | | |
| | 26 | MT3 | Oliver BRYANT | MGB | | | | 2:07.85 | 6 75.80 | |
| | 49 | MT2 | Malcolm JOHNSON | MGB Roadster | | | | 2:09.27 | 12 74.97 | |
| | 17 | MT1 | Tony WILSON-SPRATT | WSM Sprite | | | | 2:15.39 | 16 71.58 | |
| | 82 | MT4 | GEOFFREY MAYCOCK / NICK SMITH | Alfa Romeo GTA | | | | 2:19.47 | 5 69.49 | |

Start Time : 15:12

Oulton Park

04 Sep 04 16:02

Clerk of Course:

N. Tan

Time Issued:

1609

Chief Timekeeper:

[Signature]

THESE RESULTS REMAIN PROVISIONAL FOR A MINIMUM OF 30 MINUTES FROM THE TIME OF ISSUE



Closed Wheel Allcomers
Provisional Results - Race 8

| Pl | No | Cl | Name | Car | Laps | Time | Behind | MPH | Best Lap on | MPH |
|----|----|----|---------------|---------------------|------|----------|---------|-------|-------------|---------|
| 1 | 14 | AC | James JOHNSON | Fisher Fury | 8 | 15:35.33 | | 82.89 | 1:55.01 | 6 84.26 |
| 2 | 64 | AC | Lee NOBLE | Noble M12 | 8 | 15:52.49 | 17.16 | 81.40 | 1:54.81 | 3 84.41 |
| 3 | 7 | AC | Simon CHILDS | Sylva Pheonix | 8 | 16:01.01 | 25.68 | 80.68 | 1:56.81 | 8 82.97 |
| 4 | 34 | AC | Clive HUDSON | Sylva Pheonix | 8 | 16:02.04 | 26.71 | 80.59 | 1:56.61 | 8 83.11 |
| 5 | 88 | AC | Bryan HEALEY | Sylva Striker Mk2 | 8 | 16:05.97 | 30.64 | 80.26 | 1:58.50 | 7 81.78 |
| 6 | 82 | AC | Rob JOHNSTON | Locost | 8 | 16:30.95 | 55.62 | 78.24 | 2:00.86 | 8 80.19 |
| 7 | 28 | AC | Dave ROBERTS | Sylva Striker | 8 | 17:40.30 | 2:04.97 | 73.12 | 2:10.47 | 7 74.28 |
| 8 | 77 | AC | John CLAYTON | Fletcher Hornet Mk1 | 8 | 17:41.70 | 2:06.37 | 73.02 | 2:10.15 | 7 74.46 |
| 9 | 30 | AC | David GEARY | Mini Cooper | 8 | 17:46.39 | 2:11.06 | 72.70 | 2:11.69 | 7 73.59 |

Non-Starters

50 AC Rachel OWEN BMW Mini Cooper Clubsport

Fastest Lap

64 AC Lee NOBLE Noble M12 1:54.81 3 84.41

Start Time : 17:18

Oulton Park

04 Sep 04 17:35

Clerk of Course:

Time Issued:

17:37

Chief Timekeeper:

THESE RESULTS REMAIN PROVISIONAL FOR A MINIMUM OF 30 MINUTES FROM THE TIME OF ISSUE