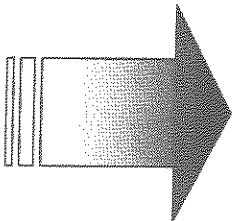


Official Programme - £2.50  
**PEMBREY July 10/11th**

Programme amendment List – Pembrey – 10<sup>th</sup> & 11<sup>th</sup> July

	Please add the following		Please delete the following	
7 Championship	27 B Howard Kaye	Caterham Roadsport	Closed Wheel Allcomers	27 Ben Elliott ADR 1000
	29 B Ken Baird	Caterham 7		59 Mark Conroy Fisher Fury
	73 C Chris Milner	Caterham Academy	Formula Vee Championship	85 Tony Dowson Sheane
Closed Wheel Allcomers	2 Rick Lloyd	Morgan + 8	Hot Hatch Championship	84 A Mark Bush Metro GTi
	22 Mal Davison	Porsche 993	Kit Car Championship	25 B Jonathan Barnett Sylva Striker
	29 Ken Baird	Caterham 7		53 B Andy Hiley Taydec Mk2
	49 Ian Wale	Caterham Super 7		59 B Mark Conroy Fisher Fury
Hot Hatch Championship	21 C Julian Long	Peugeot 306 Gti	Locost Championship	7 Simon Read Locost
	62 B Cliff Pellin	Fiesta XR2	Sports 1000 Series	10 Simon Hamer Scholar 983S
Kit Car Championship	30 A Patrick McDermott	Dutton Phaeton S2		41 Charles Vacy-Ash ADR 1000
	82 A Rob Johnston	Locost	SR & GT Challenge	10 D Bruce Fullerton Davrian GT
SR & GT Challenge	12 I Rick Lloyd	Morgan + 8		26 A Clinton Dorrell Cobra GD 427
	48 C Phil Froud	Ford GTD 40	Stock Hatch Championship	34 B Chris Staunton Peugeot 205 Gti
Stock Hatch Championship	109 B Tony Taylor	Peugeot 205 GTi		68 B Richard Horsey Peugeot 205 Gti
	113 B Derek Rozier	Fiesta XR2		111 B Edd Straw Fiesta XR2



**Due to cancellations, the Locost Finals are not being run and have been deleted from the timetable; the races which followed them have all been brought forward.**


**Formula Vee races on Saturday are now 20 minutes duration.**

**REVISED TIMETABLE - Saturday 10<sup>th</sup> July**

	Formula	Scutineer	Practice
Locost		8.00	9.00
7s		8.25	9.25
Stock Hatch – session A		8.50	9.50
Stock Hatch – session B		9.20	10.20
SR & GT		9.45	10.45
Formula Vee – session A		10.10	11.10
Formula Vee – session B		10.40	11.40
Closed Wheel Allcomers		11.05	12.05
	Races	Time	Duration
1. Locost		1.20	20
2. 7s		1.45	30
3. Stock Hatch – Heat		2.25	15
4. SR & GT	GREEN FLAG LAP	2.50	20
5. Formula Vee – Heat	GREEN FLAG LAP	3.25	20
6. Stock Hatch – Final		3.50	15
7. Closed Wheel Allcomers	GREEN FLAG LAP	4.20	20
8. Formula Vee - Final	GREEN FLAG LAP	4.45	20

**REVISED TIMETABLE - Sunday 11<sup>th</sup> July**

	Formula	Scutineer	Practice
Kit Cars		8.00	9.00
Hot Hatch		8.25	9.25
	Races	Time	Duration
9. Formula Vee – Heat 1	GREEN FLAG LAP	9.50	20
10. Formula Vee – Heat 2	GREEN FLAG LAP	10.20	20
11. 7s		10.50	30
12. Stock Hatch – Heat 1		11.30	20
13. Stock Hatch – Heat 2		12.00	20
14. Locost		12.30	20
15. SR & GT	GREEN FLAG LAP	1.00	20
16. Kit Cars		2.15	20
17. Hot Hatch		2.45	20
18. Formula Vee – Final	GREEN FLAG LAP	3.15	20
19. Stock Hatch – Final		3.40	20
20. Kit Cars		4.10	15
21. Hot Hatch		4.40	15



This meeting is held under the General Regulations of the MSA (incorporating the provisions of the International Sporting Code of the FIA) and the Supplementary Regulations, Final Instructions and any written instructions which the Organisers issue for the race meeting.  
MSA Permit: 23721.

## RACE MEETING

### OFFICIALS

MSA Steward  
**J.L.Gilbert**  
 Clerks of Course  
**V.Ayres**  
**R.Clements**      **N.Tanser**  
 Club Stewards  
**E.Minhinnick**      **C.Glenn**  
 Timekeepers  
**T.Stevens (Chief)**  
**A.Stevens**      **L.Turner**  
 Scrutineers  
**S.Ford (Chief)**  
**J.Long**      **C.Arnold**  
**G.Deakin**      **J.Atkinson**  
**H.Fisher**  
 Incident Officer  
**A.Bennett**  
 Chief Marshal  
**P.Harding**  
 Chief Observer  
**P.Stenning**  
 Chief Medical Officer  
**TBA**  
 Race Rescue Unit/s  
**Phoenix Rescue**  
 Commentator  
**TBA**  
 Secretary  
 of the Meeting  
**Robin Knight**  
 Marshal  
**750 Motor Club**  
**BMRMC & friends**  
 Breakdown Units  
**Pembrey Circuit**

### APPROXIMATE TIMETABLE

APPROXIMATE TIMETABLE	
<b>PRACTICE SESSIONS — SATURDAY</b>	
750 Motor Club Locost Championship	9.00
750 Motor Club 7 Championship	9.25
Demon Tweeks/Yokohana Stock Hatch Championship — session A	9.50
Demon Tweeks/Yokohana Stock Hatch Championship — session B	10.20
Sports Racing & GT Challenge	10.45
750 Motor Club Formula Vee Championship — session A	11.10
750 Motor Club Formula Vee Championship — session B	11.40
Closed Wheel Allcomers	12.05
<b>RACES</b>	
	<b>TIME</b>
1. 750 Motor Club Locost Championship - Heat	1.20
2. 750 Motor Club 7 Championship	1.45
3. Demon Tweeks/Yokohana Stock Hatch Championship — Heat	2.25
4. Sports Racing & GT Challenge	2.50
5. 750 Motor Club Locost Championship — Final	3.25
6. 750 Motor Club Formula Vee Championship — Heat	3.50
7. Demon Tweeks/Yokohana Stock Hatch Championship — Final	4.20
8. Closed Wheel Allcomers	4.45
9. 750 Motor Club Formula Vee Championship — Final	5.15
<b>PRACTICE SESSIONS - SUNDAY</b>	
	<b>TIME</b>
Which Kit? Kit Car Championship	9.00
Demon Tweeks/Yokohama Hot Hatch Championship	9.25
<b>RACES</b>	
	<b>TIME</b>
10. 750 Motor Club Formula Vee Championship — Heat 1	9.50
11. 750 Motor Club Formula Vee Championship — Heat 2	10.20
12. 750 Motor Club 7 Championship	10.50
13. Demon Tweeks/Yokohana Stock Hatch Championship — Heat 1	11.30
14. Demon Tweeks/Yokohana Stock Hatch Championship — Heat 2	12.00
15. 750 Motor Club Locost Championship - Heat	12.30
16. Sports Racing & GT Challenge	1.00
17. Which Kit? Kit Car Championship	2.15
18. Demon Tweeks/Yokohama Hot Hatch Championship	2.45
19. 750 Motor Club Locost Championship — Final (See note below)	3.15
20. 750 Motor Club Formula Vee Championship — Final	3.40
21. Demon Tweeks/Yokohana Stock Hatch Championship — Final	4.10
22. Which Kit? Kit Car Championship	4.40
23. Demon Tweeks/Yokohama Hot Hatch Championship	5.10
<i>If there are less than 27 'Locosts' on Sunday, race 19 will be deleted from the programme and all following races will be brought forward.</i>	

# Races 1/5 & 15/19

# 15 & 20 minutes

## 750 Motor Club Locost Championship

The 750 Motor Club Locost Championship is for cars built to the same basic design and using a standard Ford 1300 cc crossflow engine, gearbox and many other standard components. All cars run with a 'control' camshaft from Kent Cams; modifications are limited to a rebore and basic 'blue-printing'. There is also a 'control' tyre, the Yokohama A539 which, being a road-legal tyre, is suitable for both dry and wet conditions. There is free choice of spring rates and anti-roll bars; dampers must be steel-bodied and single-adjustable. Designed to ensure close racing and encourage new drivers into club racing at sensible cost levels the championship has now expanded to a point where 2 grids are necessary at some meetings.

No	Driver	Car	ccs	Hometown	Club
5	Alex Jullien	Locost	1300	Wickford	750MC
7	Simon Read	Locost	1300	Ely	750MC
21	Tony Vacca	Locost	1300	Buxton	750MC
24	Danny Cassar	Locost	1300	East Ham	750MC
28	David Black	Locost	1300	Gt Barr	750MC
33	Lee Baverstock	Locost	1300	Wickford	750MC
34	Rob Fitter	Locost	1300	Horsham	750MC
35	Ivan Thomas	Locost	1300	Chelmsford	750MC
36	Mark Glover	Locost	1300	Aston on Trent	750MC
37	Kevin Lucas	Locost	1300	Ilkeston	750MC
38	Brendan Dudley	Locost	1300	Rosewell	750MC
40	David Foers	Locost	1300	Hexham	750MC
41	Brett Townsend	Locost	1300	Princethorpe	750MC
43	Mark Barlow	Locost	1300	Brierfield	750MC
44	Matt Cherrington	Locost	1300	Melksham	750MC
46	John Edler	Locost	1300	Shepley	750MC
48	Paul Bryant	Locost	1300	Taunton	750MC
50	Adrian Cresswell	Locost	1300	Congleton	750MC
64	Brian Mitcham	Locost	1300	Hessett	750MC
65	Sam Gill	Locost	1300	Darlington	750MC
68	Tom Ballentyne	Locost	1300	Colchester	750MC
70	Nick Lear	Locost	1300	Portishead	750MC
71	Richard Brown	Locost	1300	Swindon	750MC
75	Fred Wheeler	Locost	1300	Port Talbot	750MC
76	Simon Hunter	Locost	1300	Northampton	750MC
77	Martin Gambling	Locost	1300	Leamington Spa	750MC
88	Paul Cooper	Locost	1300	Wimblebury	750MC
90	Mike Conniff	Locost	1300	Swansea	750MC

### 750 Motor Club Locost Championship 2004

Points	Driver	Points	Driver		
1st	129	Brendan Dudley	4th	98	Brett Townsend
2nd	116	Brian Mitcham	5th	70	Alex Jullien
3rd	105	Kevin Lucas	6th	70	Erik Fairbairn

LAP RECORD Alex Jullien 1:10.62 74.22 12/07/2003

Following practice, the slowest 26 will go into Race 1, the remainder into Race 5; the spaces on that grid will be filled by the top finishers in Race 1. On Sunday, provided there are over 26 'runners', the same procedure will be used based on the drivers 2<sup>nd</sup> fastest practice time. If there are 26 or less, then only Race 15 will be run.

## 750 Motor Club 7 Championship

Caterham 7 or Lotus 7, in four classes determined by which engine is fitted, as is the car's minimum weight, in order to equalise performance as much as possible within each class. Engine options include Ford 1700 Xflow, Lotus 1600 Twincam, Vauxhall 2-litre, Rover 1400K & 1600K, Superlight-R, Roadsports 1600K, Academy, Graduate and Super Graduate.

Some are not permitted any modifications, others are 'full-house'.

Class A permits freedom of braking system (excluding ABS). Classes B, C & D only permit freedom of friction material.

Close ratio gears and limited slip differentials are permitted as per the regulations.

Control tyre is the Yokohama A032R on a rim width of 6" maximum.

No	Cls	Driver	Car	ccs	Hometown	Club
1	A	Peter Ratcliff	Caterham 7	1800	Leatherhead	750MC
7	B	Neil Hinson	Caterham Roadsport	1600	Newbury	750MC
17	B	Ben Shalders	Caterham Roadsports	1600	Storrington	750MC
21	B	Carl Woodwiss	Caterham Roadsport	1600	Alvechurch	750MC
25	A	Peter Lawrence	Caterham Superlite	1800	Thame	750MC
27	B	Howard Kaye	Caterham Roadsport	1600	Crouch End	750MC
48	B	Gerry Simpson	Caterham Roadsports	1600	Churton	750MC
51	C	Neil Perkins	Caterham Accademy	1588	Gredon	750MC
55	B	Tim Lamb	Caterham 7	1600	Clevedon	750MC
62	A	Matt Shires	Caterham Superlight	1800	Redhill	750MC
71	A	Simon Fairman	Caterham Superlight	1800	Great Bookham	750MC
77	A	Ian Brown	Caterham Superlight	1800	Baldock	750MC
90	A	Barry Train	Caterham 7	2000	Shoreham by Sea	750MC
97	A	Peter French	Caterham Superlight	1800	Burnham on Crouch	750MC
99	A	Martin Stewart	Caterham Super 7	2000	Dartford	750MC

### 750 Motor Club 7 Championship 2004

Points	Class	Driver	Points	Class	Driver
1st 58	A	Peter Ratcliff	4th 38	B	Ben Shalders
2nd 55	A	Martin Stewart	5th 37	B	Neil Hinson
3rd 48	B	Howard Kaye	6th 37	C	Thomas Quarendon

### LAP RECORDS

A	Peter Ratcliff	1:02.472	83.9	15/06/2002
B	Bruce White	1:06.16	79.23	21/09/1997
C	Lee Harasyn	1:07.82	77.29	21/09/1997

The grid for Race 12 will be set by the drivers 2<sup>nd</sup> fastest time in practice.



# Races 3/7 & 13/14/21

# 15 & 20 minutes

## Demon Tweeks/Yokohama Stock Hatch Championship

Demon Tweeks and Yokohama tyres are the main sponsors for the Stock Hatch Championship, which in its 7<sup>th</sup> year continues to be one of the most popular saloon car championships in the UK. Editorial coverage of the championship is to be provided by Track & Race Car magazine. Modifications are strictly limited to basic rebore and blueprinting along with the use of standard gearbox; ignition systems are 'free'; suspension mods are limited to lowering and uprating of springs and dampers; brakes remain standard with free pad materials; a 'control' Yokohama A539 tyre and a weight penalty for leading cars ensures close racing at very affordable cost.

No	Cls	Driver	Car	ccs	Hometown	Club
1		Paul Taylor	Peugeot 106 Rallye	1600	Great Amwell	750MC
6		Darren Blumson	Peugeot 106 Rallye	1600	Reigate	750MC
10		Simon Hunt	Peugeot 205 GTi	1590	Allestree	750MC
15		Paul Tibbs	Fiesta XR2	1600	Spalding	750MC
18		Richard Kingsnorth	Peugeot 106 Rallye	1600	Colchester	750MC
25		Maurice Hayden	Citroen Saxo VTR	1600	Wisbech	750MC
27	B	Stewart Nind	Peugeot 205 GTi	1600	Sittingbourne	750MC
36	B	Andy Barnett	Peugeot 205 GTi	1600	Reading	750MC
44	B	Simon Welford	XR2i	1600	Esher	750MC
50	B	Ian Loughton	Fiesta XR2	1597	Pevensey Bay	750MC
64		Pat Grove	Peugeot 106 Rallye	1600	Tewkesbury	750MC
67	B	Dan Kitchener	Fiesta XR2	1600	Wickford	750MC
76	B	Nat Corbet	Peugeot 205 GTi	1600	Nottingham	750MC
83		Matt Lewis	Fiesta XR2i	1600	Leatherhead	750MC
87	B	James Mansfield	Peugeot 205 Gti	1580	Welland	750MC
94	B	Scot Kirlaw	Fiesta XR2	1600	Crownhill	750MC
98	B	Jason Nind	Fiesta XR2	1597	Kemsley	750MC
100	B	Anthony Cooper	Vauxhall Nova GTE	1600	East Hornington	750MC
107		Darren Wilson	Peugeot 106 Xsi	1600	Lincoln	750MC
112		Robert Foreman	Citroen Saxo VTR	1600	Wisbech	750MC
117	B	Robbie Boon	Peugeot 205 Gti	1600	Wisbech	750MC
123	B	Trevor Gillmor	Fiesta XR2	1597	Warrington	750MC
133		Malcolm Russell	Citroen Saxo VTR	1600	London	750MC

### 750 Motor Club Stock Hatch Championship 2004

	Points	Driver	Points	Driver	
1st	313	Paul Sheehan	4th	281	Terry Roughton
2nd	303	Andy Burgess	5th	278	Simon Hunt
3rd	286	Stuart Pearson	6th	275	Pete Morgan

The above drivers are in the 1<sup>st</sup> practice session; those on the next page are in the 2<sup>nd</sup>. From the combined times the slowest 26 go into Race 3, the remainder into Race 7 which will be filled by the top finishers in Race 3. For Sunday, using the drivers 2<sup>nd</sup> fastest practice time, all drivers will be split alternately into Races 13/14 as Heats for Race 21; the grid for this will be filled by taking alternately the top placed drivers in the two heats.



# Races 3/7 & 13/14/21

# 15 & 20 minutes

## Demon Tweeks/Yokohama Stock Hatch Championship

Demon Tweeks and Yokohama tyres are the main sponsors for the Stock Hatch Championship, which in its 7<sup>th</sup> year continues to be one of the most popular saloon car championships in the UK. Editorial coverage of the championship is to be provided by Track & Race Car magazine. Modifications are strictly limited to basic rebore and blueprinting along with the use of standard gearbox; ignition systems are 'free'; suspension mods are limited to lowering and uprating of springs and dampers; brakes remain standard with free pad materials; a 'control' Yokohama A539 tyre and a weight penalty for leading cars ensures close racing at very affordable cost.

No	Cls	Driver	Car	ccs	Hometown	Club
4		Paul Sheehan	Peugeot 106 XSi	1600	Coundon	750MC
7		Pete Morgan	Fiesta XR2i	1600	Wrexham	750MC
14		Martin Boon	Fiesta Si	1400	Kings Lynn	750MC
17		Craig Shepherd	Citroen Saxo VTR	1600	Braintree	750MC
22		Mark Alden	Peugeot 106 XSi	1600	Manchester	750MC
26	B	Stuart Pearson	Escort XR3i	1600	Wooldale	750MC
34	B	Chris Staunton	Peugeot 205 Gti	1580	Derby	750MC
41		Andy Burgess	VW Lupo Sport	1400	Maidenbower	750MC
48	B	Chris Ayres	Peugeot 205 GTi	1600	Tewkesbury	750MC
63	B	Mark Webber	Fiesta XR2	1600	Milton Keynes	750MC
65		Terry Roughton	Citroen Saxo	1600	Wisbech	750MC
68	B	Richard Horsey	Peugeot 205 Gti	1600	East Horsley	750MC
78		Alastair Boulton	Peugeot 106 Xsi	1600	Cheltenham	750MC
85	B	Mark Rodway	Peugeot 205 GTi	1600	London	750MC
89	B	Paul Wilson	Peugeot 205 Gti	1580	Stocksfield	750MC
96		Gareth Wright	Peugeot 106 Xsi	1600	Wisbech	750MC
99	B	Matt Fincham	Peugeot 205 GTi	1598	Aylesbury	750MC
103	B	Nigel Hunt	Fiesta XR2i	1598	Alvaston	750MC
111	B	Edd Straw	Fiesta XR2	1600	Ewell	750MC
113	B	Derek Rozier	Fiesta XR2	1600	Bexley	750MC
119	B	Gerard Hall	Peugeot 205 GTi	1600	Reading	750MC
124		John Hemming	Nova Gsi	1600	Torquay	750MC
151	B	Nick Clark	Peugeot 205 GTi	1580	Swindon	750MC

### 750 Motor Club Stock Hatch (Class B) Championship 2004

	Points	Driver	Points	Driver
1st	144	Stuart Pearson	82	Roger Neep
2nd	132	Ian Laughton	82	Mark Rodway
3rd	121	Stewart Nind	80	Matt Fincham

#### LAP RECORD

Mark Davies 1:12.314 72.48 07/07/2001



demon tweeks  
Direct



## Races 4 & 16

20 minutes


# Sports Racing & GT Challenge

The SR & GT Challenge is open to replica and original (pre 31/12/75) two-seater sports and GT cars. Power to weight classes are, in kgs/hp:-  
A: 1.5 to 2.0.  
B: 2.0 to 3.25.  
C: 3.25 to 4.0.  
D: > 4.0.

E: Cars which are running with wheels/tyres not complying with the dimensions or types specified for classes A to D.

Engines may be modified in any way subject to a maximum rebore of + 0.060". Fuel injection or forced induction is not permitted, otherwise free.

No	Cls	Driver	Car	ccs	Hometown	Club
0	A	Mark Jordan	Cobra	6800	Elstree	750MC
2	I	Mal Davison	Porsche 993	3600	Burntwood	750MC
10	D	Bruce Fullerton	Davrian GT	1120	London	750MC
11	D	Ken Culverwell	Lotus 11 Replica	1330	Burntwood	750MC
12	I	Rick Lloyd	Morgan + 8	4554	Burley	750MC
26	A	Clinton Dorrell	Cobra GD 427	6100		750MC
27	B	Graham Paddick	Kougar Jaguar	3800	Henley-On-Thames	750MC
34	C	Roger Donnan	Hawk HF 3000	2959	Beverley	750MC
37	B	Mike Walker	Porsche 911	3600	East Harptree	750MC
50	C	John Waples	Porsche 911	3200	Trelion	750MC
53	B	John Wilkes	Lister Knobbly	4200	Chesterfield	750MC
59	C	Richard Abels	Jaguar E Type	4235		750MC
98	A	Cheng Lim	RAM SC Cobra	6600		750MC





# Races 6/9 & 10/11/20

# 15 & 20 minutes

## 750 Motor Club Formula Vee Championship

The 750 Motor Club Formula Vee championship is ideal for beginner and 'expert' alike, looking for competitive single seater racing on a low budget.

It has been run by the 750 Motor Club since 1980 and is probably the cheapest way to go single seater racing in the UK.


Engine, gearbox and much of the suspension and braking system is from the VW 1300 Beetle and this, along with a Dunlop 'control' tyre puts the emphasis on driver ability to win races.

No	Driver	Car	ccs	Hometown	Club
1	Jeremy Clark	AHS Challenger/AHS	1300	Attleborough	750MC
6	Ken Elliott	Leystone Bowles	1300	Clondalkin	750MC
8	Ian Buxton	Leystone/Daghorn	1300	Leek	750MC
13	Graham Kiddy	Sheane	1300	Haverhill	750MC
18	Jamie Conyers	GAC 01	1300	Mirfield	750MC
22	John Hughes	Leystone JH002	1300	Long Ashton	750MC
28	Roger Thompson	Scarab Mk3	1300	Beckingham	750MC
31	Alan Harding	AHS Challenger	1300		750MC
35	Gary Miller	Sheane	1300	Bagshot	750MC
49	Richard Honick	Sheane Mk 2	1300	Sutton Coldfield	750MC
52	Jon Storer	Scarab	1300	Lincoln	750MC
59	Bill Stenning	Spyder	1300	Pyrford	750MC
68	James Conyers	Leystone	1300	York	750MC
80	Steve Ough	AHS Challenger	1300	Bradford	750MC
85	Tony Dowson	Sheane	1300	Ealing	750MC
88	David Lavington	Sheane	1300	Mayfield	750MC
91	Paul Nicholls	Leystone JH02 AHS	1300	Loughborough	750MC
99	Miguel Pinto-Coelho	GAC 01	1300	Lisbon	750MC

The above drivers are in the 1<sup>st</sup> practice session; those on the next page are in the 2<sup>nd</sup>. From the combined times the slowest 26 go into Race 6, the remainder into Race 9 which will be filled by the top finishers in Race 6. For Sunday, using the drivers 2<sup>nd</sup> fastest practice time, all drivers will be split alternately into Races 10/11 as Heats for Race 20; the grid for this will be filled by taking alternately the top placed drivers in the two heats.

### LAP RECORD

Trevor Welsh 1:03.2 82.93 18/09/1994



# Races 6/9 & 10/11/20

# 15 & 20 minutes


## 750 Motor Club Formula Vee Championship

The 750 Motor Club Formula Vee championship is ideal for beginner and 'expert' alike, looking for competitive single seater racing on a low budget. It has been run by the 750 Motor Club since 1980 and is probably the cheapest way to go single seater racing in the UK. Engine, gearbox and much of the suspension and braking system is from the VW 1300 Beetle and this, along with a Dunlop 'control' tyre puts the emphasis on driver ability to win races.

No	Driver	Car	ccs	Hometown	Club
3	Mike Jenvey	Sheane	1300	Bushey	750MC
7	Bill Burnett	Sheane	1300	Fordcombe	750MC
9	Alan Robinson	AHS Challenger	1300	Weston Hall	750MC
15	Simon Readman	Spyder	1300	Allestree	750MC
20	Stephen Glasswell	Ray 89	1300	Bury St Edmunds	750MC
23	Martyn Donn	Scarab	1300	Salford Priors	750MC
30	Tim Probert	Sheane	1300	Richmond	750MC
32	Mark Dunham	Sheane	1300	Ely	750MC
36	Gordon Beshaw	AHS	1300	Basildon	750MC
46	Jake Oliveira	GAC 01	1300	Brackley	750MC
50	Phil Waterhouse	ARI Mk 4	1300	Yelverton	750MC
58	Brian McCleery	Leystone 95	1300	Thame	750MC
60	Bob Higgins	Sheane 98	1300	Arundel	750MC
70	Nick Brown	GAC 01	1300	Orsett Heath	750MC
81	Peter Cann	Falcon	1300	Saxmundham	750MC
87	Warren Smith	Sheane	1300	London	750MC
90	Braden Connolly	Sheane 96	1300	Chatteris	750MC
95	Simon Keating	Scarab Mk II	1300	Aldershot	750MC

### 750 Motor Club Formula Vee Championship 2004

	Points	Driver	Points	Driver	
1st	135	Mike Jenvey	4th	72	John Hughes
2nd	118	Jeremy Clark	5th	61	Ken Elliott
3rd	111	Jake Oliveira	6th	61	Martyn Donn



# Race 8

20 minutes

## Closed Wheel Allcomers

The Closed Wheel Allcomers is an additional race to the programme, sometimes planned for in the original schedule and sometimes added at the last minute because of space available in the timetable.

Virtually any car, with the exception of single seaters, can take part; on most occasions the cars will already be competing in one of the races at the meeting, but others are not excluded. It gives drivers extra track time and provides an interesting cross-section of cars.

No	Driver	Car	ccs	Hometown	Club
2	Rick Lloyd	Morgan + 8	4554	Burley	750MC
10	Simon Hamer	Scholar 983S	987	Great Sutton	750MC
12	Paul McMillan	Honda Civic Type R	2000	Wisbech	750MC
21	Carl Woodwiss	Caterham 7 Roadsport	1600	Alvechurch	750MC
27	Ben Elliott	ADR 1000	998	Leighton Buzzard	750MC
41	Charles Vacy-Ash	ADR 1000	987	Balsall Common	750MC
49	Ian Wale	Caterham Super 7	2000	Chesterfield	750MC
59	Mark Conroy	Fisher Fury	1800	Sheffield	750MC
63	Colin Chapman	Fury	919	Eckington	750MC
64	Mike Webb	Ford Focus	2000	Brighton	750MC

### PEMBREY LAP SPEED TABLE

Time/Speed	Time/Speed	Time/Speed	Time/Speed	Time/Speed
58.00 90.37	61.50 85.23	65.00 80.64	68.50 76.52	72.00 72.80
58.10 90.22	61.60 85.09	65.10 80.52	68.60 76.41	72.10 72.70
58.20 90.06	61.70 84.95	65.20 80.39	68.70 76.30	72.20 72.60
58.30 89.91	61.80 84.82	65.30 80.27	68.80 76.19	72.30 72.50
58.40 89.75	61.90 84.68	65.40 80.15	68.90 76.08	72.40 72.40
58.50 89.60	62.00 84.54	65.50 80.02	69.00 75.97	72.50 72.30
58.60 89.45	62.10 84.41	65.60 79.90	69.10 75.86	72.60 72.20
58.70 89.29	62.20 84.27	65.70 79.78	69.20 75.75	72.70 72.10
58.80 89.14	62.30 84.13	65.80 79.66	69.30 75.64	72.80 72.00
58.90 88.99	62.40 84.00	65.90 79.54	69.40 75.53	72.90 71.90
59.00 88.84	62.50 83.87	66.00 79.42	69.50 75.42	73.00 71.80
59.10 88.69	62.60 83.73	66.10 79.30	69.60 75.31	73.10 71.70
59.20 88.54	62.70 83.60	66.20 79.18	69.70 75.20	73.20 71.61
59.30 88.39	62.80 83.46	66.30 79.06	69.80 75.09	73.30 71.51
59.40 88.24	62.90 83.33	66.40 78.94	69.90 74.99	73.40 71.41
59.50 88.09	63.00 83.20	66.50 78.82	70.0 74.88	73.50 71.31
59.60 87.95	63.10 83.07	66.60 78.70	70.1 74.77	73.60 71.22
59.70 87.80	63.20 82.94	66.70 78.58	70.2 74.67	73.70 71.12
59.80 87.65	63.30 82.81	66.80 78.47	70.3 74.56	73.80 71.02
59.90 87.51	63.40 82.68	66.90 78.35	70.4 74.45	73.90 70.93
60.00 87.36	63.50 82.54	67.00 78.23	70.5 74.35	74.00 70.83
60.10 87.21	63.60 82.42	67.10 78.12	70.6 74.24	74.10 70.74
60.20 87.07	63.70 82.29	67.20 78.00	70.7 74.14	74.20 70.64
60.30 86.93	63.80 82.16	67.30 77.88	70.8 74.03	74.30 70.55
60.40 86.78	63.90 82.03	67.40 77.77	70.9 73.93	74.40 70.45
60.50 86.64	64.00 81.90	67.50 77.65	71.0 73.83	74.50 70.36
60.60 86.50	64.10 81.77	67.60 77.54	71.1 73.72	74.60 70.26
60.70 86.35	64.20 81.64	67.70 77.42	71.2 73.62	74.70 70.17
60.80 86.21	64.30 81.52	67.80 77.31	71.3 73.51	74.80 70.07
60.90 86.07	64.40 81.39	67.90 77.20	71.4 73.41	74.90 69.98
61.00 85.93	64.50 81.27	68.00 77.08	71.5 73.31	75.00 69.89
61.10 85.79	64.60 81.14	68.10 76.97	71.6 73.21	75.10 69.79
61.20 85.65	64.70 81.01	68.20 76.86	71.7 73.10	75.20 69.70
61.30 85.51	64.80 80.89	68.30 76.74	71.8 73.00	75.30 69.61
61.40 85.37	64.90 80.76	68.40 76.63	71.9 72.90	75.40 69.52

**Races 17 & 22****WALTON KITE?****20 & 15 minutes**

# Kit Car Championship

The 750 Motor Club Kit Car Championship is for Genuine 'production' kit cars, front or rear engine, specifically excluding 'one-off' specials. Chassis and bodywork materials and the design concept may not be changed. Cars must be capable of passing an MoT test. Engines must be production-car based, with a maximum of 3500cc and a separate class (B) for 1800cc Ford Zetec engines. Multi-valve engines are included within limits; engine tuning is restricted and turbos/superchargers are not permitted. Apart from the prohibition of calipers other than cast iron, braking systems are free, but no ABS. Gearbox and diff must be from a production car. Close ratio gears are permitted, maximum 5-speed plus reverse. No limited slip diff or similar. The control tyre is the Yokohama AO32R. Rim width is 6" or 7" depending upon class.

No	Cls	Driver	Car	ccs	Hometown	Club
1	B	Steve Taylor	Sylva Phoenix	1800	Swavesey	750MC
5	B	Andrew Owen	Sylva Phoenix	1800	Welwyn Garden City	750MC
7	B	Simon Childs	Sylva Phoenix	1800	Northampton	750MC
8	A	Mark Grant	Procomp LA Gold	1600	Swavesey	750MC
9	B	Clive Hudson	Sylva Phoenix	1800	Gayton	750MC
11	A	Anton Landon	Westfield SE	1700	Nantwich	750MC
14	A	Brian Dean	Sylva	1700	Leicester	750MC
17	B	Nigel Brown	Sylva Phoenix	1800	Great Barr	750MC
20	A	Gary Goodyear	Raw Striker	1600	Penistone	750MC
21	B	Robert Putnam	Procomp LA Gold	1800	Warley	750MC
23	B	Paul Harvey	Tiger R6	1800	Binfield	750MC
25	B	Jonathan Barnett	Sylva Striker	1800	Putney	750MC
27	B	Adrian Cooper	Sylva Mojo 2	1800	Aldridge	750MC
28	A	Dave Roberts	Sylva Striker	2800	Hull	750MC
29	A	Bruce Brown	Luego Locost	2000	Sudbury	750MC
30	A	Patrick McDermott	Duffon Phaeton S2	3500	Wolverhampton	750MC
48	B	Jim Goodwin	Sylva Striker	1800	Lichfield	750MC
53	B	Andy Hiley	Taydec Mk2	1800	Golcar	750MC
59	B	Mark Conroy	Fisher Fury	1800	Bakewell	750MC
60	A	Andy Sterling	Dax Rush	3528	Pennington	750MC
66	B	Jonathan Christie - Rundle	Sylva Phoenix	1800	Langley	750MC
75	A	Matthew Lewis	Razer	3500	Woking	750MC
82	A	Rob Johnston	Locost	2000	Porthill	750MC
88	B	Bryan Healey	Sylva Striker Mk2	1800	Poynton	750MC
91	B	Richard Welch	Westfield SEiW	1800	Milton Keynes	750MC

## 750 Motor Club Kit Car Championship 2004

Points	Class	Driver	Points	Class	Driver
1st 96	A	Andy Sterling	4th 41	B	Andrew Owen
2nd 81	B	Steve Taylor	5th 41	B	Clive Hudson
3rd 52	A	Gary Goodyear	6th 41	B	Steve Owen

## LAP RECORDS

A	Andy Charlsey	1:04.86	80.81	27/08/2000
B	Steve Taylor	1:05.01	80.63	26/07/2003

The grid for Race 22 will be set by the drivers 2<sup>nd</sup> fastest time in practice.

## Races 18 & 23

20 & 15 minutes

# Demon Tweeks/Yokohama Hot Hatch Championship

'Hatchbacks', available for sale in the UK (class A cars for at least three years prior to the current season). 'Homologation Specials' are not permitted. There are three classes which include:- up to 1400cc multi-valve, up to 1600cc two valve and 1601 – 2000cc. Equality of performance is maintained by the amount of engine tuning permitted and by the ballasting of winning cars. Engines must be the original (type) fitted to the car; varies from simple 'blueprinting', to changing pistons, valves, carbs & exhaust, dependant upon class. Springs and dampers are free, including coil-overs, provided they utilise the original pick-up points. The original gearbox must be used; close-ratio gears are OK in class A. Final drive ratio is free. LSD or similar is not permitted. All cars run on the Yokohama AO32R or 510; rim width is free provided they fit within the standard bodywork.

No	Cls	Driver	Car	ccs	Hometown	Club
2	C	Paul McMillan	Honda Civic Type R	2000	Wisbech	750MC
3	A	Mark Cunningham	Fiesta Sport	1600	Horsham	750MC
6	A	Darren Blumson	Corsa SR1	1400	Reigate	750MC
7	A	Lee Reynolds	Citroen Saxo	1600	Church Stretton	750MC
23	A	Adrian Lowes	Fiesta XR2	1600	Horsham	750MC
25	A	Dave Baseley	Vauxhall Nova	1398	Barwell	750MC
28	A	Andy Neal	Fiesta XR2	1600	Brough	750MC
31	A	Lewis Williams	Fiesta XR2	1600	Guildford	750MC
34	A	Chris Ball	XR2	1600	Bournemouth	750MC
37	A	Leslie Ott	Vauxhall Nova	1600	South Woodford	750MC
43	B	Michael Wilson	Rover Metro Gti	1400	Fulwood	750MC
64	C	Mike Webb	Ford Focus	2000	Brighton	750MC
84	A	Mark Bush	Metro GTi	1400	Milton Keynes	750MC
97	A	Andy McLennan	Suzuki Swift	1300	London Colney	750MC

### 750 Motor Club Hot Hatch Championship 2004

Points	Class	Driver	Points	Class	Driver
1st 120	C	Paul McMillan	4th 75	A	Dave Baseley
2nd 86	A	Andy Neal	5th 62	A	Lee Reynolds
3rd 76	A	Leslie Ott	6th 58	A	Andy McLennan

### LAP RECORDS

A	Guy Foulger	1:08.215	76.83	07/07/2001
B	Lee Reynolds	1:09.983	74.89	08/07/2001

The grid for the 2<sup>nd</sup> Hot Hatch race will be set by the drivers 2<sup>nd</sup> fastest time in practice.







## 750 Motor Club Locost

### Provisional Results - Race 1

Pl	No	Cl	Name	Car	Laps	Time	Behind	MPH	Best Lap on	MPH
1	5	LC	Alex JULLIEN	Locost	12	16:10.22		64.83	1:19.54	3 65.90
2	41	LC	Brett TOWNSEND	Locost	12	16:25.87	15.65	63.80	1:20.15	5 65.40
3	48	LC	Paul BRYANT	Locost	12	16:26.37	16.15	63.77	1:20.64	2 65.00
4	64	LC	Brian MITCHAM	Locost	12	16:30.56	20.34	63.50	1:21.24	6 64.52
5	37	LC	Kevin LUCAS	Locost	12	16:30.77	20.55	63.49	1:20.60	10 65.03
6	77	LC	Martin GAMBLING	Locost	12	16:31.12	20.90	63.46	1:20.43	11 65.17
7	24	LC	Danny CASSAR	Locost	12	16:33.29	23.07	63.32	1:20.35	10 65.23
8	71	LC	Richard BROWN	Locost	12	16:34.03	23.81	63.28	1:21.25	8 64.51
9	34	LC	Rob FITTER	Locost	12	16:51.66	41.44	62.17	1:22.20	8 63.77
10	28	LC	David BLACK	Locost	12	16:52.00	41.78	62.15	1:21.51	5 64.31
11	88	LC	Paul COOPER	Locost	12	16:56.55	46.33	61.88	1:22.85	8 63.27
12	40	LC	David FOERS	Locost	12	17:04.86	54.64	61.37	1:22.19	9 63.77
13	38	LC	Brendan DUDLEY	Locost	12	17:05.09	54.87	61.36	1:22.17	7 63.79
14	33	LC	Lee BAVERSTOCK	Locost	12	17:05.16	54.94	61.36	1:22.47	4 63.56
15	43	LC	Mark BARLOW	Locost	12	17:07.39	57.17	61.22	1:22.68	9 63.40
16	44	LC	Matt CHERRINGTON	Locost	12	17:11.89	1:01.67	60.96	1:21.83	4 64.05
17	76	LC	Simon HUNTER	Locost	12	17:15.15	1:04.93	60.76	1:22.82	7 63.29
18	65	LC	Sam GILL	Locost	12	17:29.48	1:19.26	59.93	1:25.01	4 61.66
19	75	LC	Fred WHEELER	Locost	12	17:38.84	1:28.62	59.40	1:25.13	4 61.57
20	46	LC	John EDLER	Locost	11	16:27.51	1 Lap	58.39	1:25.03	7 61.64
21	90	LC	Mike CONNIFF	Locost	11	16:58.65	1 Lap	56.60	1:26.90	3 60.32
<b>Not-Classified</b>										
36	LC	Mark GLOVER	Locost	10	14:07.68	DNF	61.83	1:22.43	6 63.59	
35	LC	Ivan THOMAS	Locost	8	11:43.79	DNF	59.58	1:24.80	7 61.81	
70	LC	Nick LEAR	Locost	0		Starter	0			
<b>Non-Starters</b>										
50	LC	Adrian CRESSWELL	Locost							
<b>Fastest Lap</b>										
5	LC	Alex JULLIEN	Locost					1:19.54	3 65.90	

Start Time : 13:19

Pembrey

10 Jul 04 13:37

Clerk of Course: 13:47	Time Issued:	Chief Timekeeper: 
---------------------------	--------------	-----------------------

THESE RESULTS REMAIN PROVISIONAL FOR A MINIMUM OF 30 MINUTES FROM THE TIME OF ISSUE



## 750 Motor Club 7's

### Provisional Results - Race 2

Pl	No	Cl	Name	Car	Laps	Time	Behind	MPH	Best Lap on	MPH
1	1	7A	Peter RATCLIFF	Caterham 7	19	20:57.54		79.19	1:03.45	16 82.61
2	99	7A	Martin STEWART	Caterham Super 7	19	21:07.45	9.91	78.58	1:04.14	19 81.72
3	71	7A	Simon FAIRMAN	Caterham Superlight	19	21:14.86	17.32	78.12	1:04.09	16 81.78
4	77	7A	Ian BROWN	Caterham Superlight	19	21:38.55	41.01	76.69	1:05.25	12 80.33
5	25	7A	Peter LAWRENCE	Caterham Superlite	19	21:50.99	53.45	75.97	1:05.04	16 80.59
6	17	7B	Ben SHALDERS	Caterham Roadsports	19	21:59.61	1:02.07	75.47	1:06.04	17 79.37
7	90	7A	Barry TRAIN	Caterham 7	18	21:08.44	1 Lap	74.38	1:06.31	15 79.05
8	48	7B	Gerry SIMPSON	Caterham Roadsports	18	21:13.47	1 Lap	74.09	1:06.55	15 78.76
9	29	7B	Ken BAIRD	Caterham 7	18	21:13.65	1 Lap	74.08	1:06.80	17 78.47
10	97	7A	Peter FRENCH	Caterham Superlight	17	21:02.34	2 Laps	70.59	1:09.68	15 75.22
11	73	7C	Chris MILNER	Caterham Academy	17	21:19.82	2 Laps	69.62	1:11.44	12 73.37
12	51	7C	Neil PERKINS	Caterham Academy	17	22:00.77	2 Laps	67.47	1:12.33	14 72.47

#### Not-Classified

62	7A	Matt SHIRES	Caterham Superlight	18	20:12.77	DNF	77.8	1:03.80	18 82.16
7	7B	Neil HINSON	Caterham Roadsport	15	17:39.78	DNF	74.19	1:06.50	15 78.82

#### Non-Starters

21	7B	Carl WOODWISS	Caterham Roadsport
27	7B	Howard KAYE	Caterham Roadsport

#### Fastest Lap

1	7A	Peter RATCLIFF	Caterham 7	1:03.45	16 82.61
17	7B	Ben SHALDERS	Caterham Roadsports	1:06.04	17 79.37
73	7C	Chris MILNER	Caterham Academy	1:11.44	12 73.37

Start Time : 14:04

Pembrey

10 Jul 04 14:26

Clerk of Course: <i>[Signature]</i>	Time Issued: 14:39	Chief Timekeeper: <i>[Signature]</i>
--	-----------------------	---

THESE RESULTS REMAIN PROVISIONAL FOR A MINIMUM OF 30 MINUTES FROM THE TIME OF ISSUE





Demon Tweeks / Yokohama Stock Hatch  
Provisional Results - Race 3 - Heat

Pl	No	Cl	Name	Car	Laps	Time	Behind	MPH	Best Lap on	MPH
1	50	SHB	Ian LAUGHTON	Fiesta XR2	12	14:55.99		70.20	1:13.75	7 71.07
2	94	SHB	Scot KIRLEW	Fiesta XR2	12	14:58.65	2.66	69.99	1:13.56	10 71.26
3	124	SH	John HEMMING	Vauxhall Nova GSi	12	14:59.87	3.88	69.90	1:13.73	6 71.09
4	4	SH	Paul SHEEHAN	Peugeot 106 XSi	12	15:00.35	4.36	69.86	1:13.93	4 70.90
5	112	SH	Robert FOREMAN	Citroen Saxo VTR	12	15:00.71	4.72	69.83	1:13.05	10 71.75
6	15	SH	Paul TIBBS	Fiesta XR2	12	15:05.46	9.47	69.47	1:13.70	4 71.12
7	78	SH	Alastair BOULTON	Peugeot 106 XSi	12	15:08.75	12.76	69.22	1:14.25	9 70.59
8	123	SHB	Trevor GILLMOR	Fiesta XR2	12	15:19.42	23.43	68.41	1:15.23	3 69.67
9	48	SHB	Chris AYRES	Peugeot 205 GTi	12	15:22.52	26.53	68.18	1:15.62	9 69.31
10	89	SHB	Paul WILSON	Peugeot 205 GTi	12	15:22.67	26.68	68.17	1:14.96	4 69.93
11	107	SH	Darren WILSON	Peugeot 106 XSi	12	15:23.69	27.70	68.10	1:15.16	9 69.74
12	100	SHB	Anthony COOPER	Vauxhall Nova GTE	12	15:39.29	43.30	66.96	1:16.03	9 68.94
13	151	SHB	Nick CLARK	Peugeot 205 GTi	12	15:39.82	43.83	66.93	1:16.09	6 68.89
14	103	SHB	Nigel HUNT	Fiesta XR2i	12	15:43.31	47.32	66.68	1:16.08	9 68.90
15	67	SHB	Dan KITCHENER	Fiesta XR2	12	15:43.94	47.95	66.63	1:16.43	7 68.58
16	76	SHB	Nat CORBET	Peugeot 205 GTi	12	15:44.40	48.41	66.60	1:15.73	10 69.21
17	44	SHB	Simon WELFORD	Fiesta XR2i	12	15:44.86	48.87	66.57	1:15.19	10 69.71
18	36	SHB	Andy BARNETT	Peugeot 205 GTi	12	15:48.19	52.20	66.34	1:16.31	8 68.69
19	87	SHB	James MANSFIELD	Peugeot 205 GTi	12	15:51.41	55.42	66.11	1:16.16	6 68.82

Not-Classified

119	SHB	Gerard HALL	Peugeot 205 GTi	11	14:36.71	DNF	65.77	1:16.63	8 68.40
117	SHB	Robbie BOON	Peugeot 205 GTi	5	6:41.42	DNF	65.29	1:15.77	2 69.18
98	SHB	Jason NIND	Fiesta XR2	3	4:16.94	DNF	61.20	1:19.45	2 65.97
113	SHB	Derek ROZIER	Fiesta XR2	2	2:54.43	DNF	60.1	1:27.09	2 60.19

Non-Starters

109	SHB	Tony TAYLOR	Peugeot 205 GTi
63	SHB	Mark WEBBER	Fiesta XR2
99	SHB	Matt FINCHAM	Peugeot 205 GTi

Fastest Lap

112	SH	Robert FOREMAN	Citroen Saxo VTR	1:13.05	10	71.75
94	SHB	Scot KIRLEW	Fiesta XR2	1:13.56	10	71.26

Start Time : 14:38

Pembrey

10 Jul 04 14:55

Clerk of Course:

Time Issued:

Chief Timekeeper:

THESE RESULTS REMAIN PROVISIONAL FOR A MINIMUM OF 30 MINUTES FROM THE TIME OF ISSUE



## Sports Racing & GT

### Provisional Results - Race 4

Pl	No	Cl	Name	Car	Laps	Time	Behind	MPH	Best Lap on	MPH
1	98	SRA	Cheng LIM	RAM SC Cobra	18	20:04.83		78.31	1:05.84	16 79.61
2	2	SRI	Mal DAVISON	Porsche 993	18	20:05.15	0.32	78.29	1:04.87	8 80.80
3	0	SRA	Mark JORDAN	Cobra	18	20:18.16	13.33	77.45	1:06.52	4 78.80
4	53	SRB	John WILKES	Lister Knobbly	18	20:51.19	46.36	75.41	1:08.27	18 76.78
5	37	SRB	Mike WALKER	Porsche 911	18	20:52.70	47.87	75.32	1:07.41	17 77.76
6	34	SRC	Roger DONNAN	Hawk Stratos	18	20:58.99	54.16	74.94	1:08.56	8 76.45
7	59	SRC	Richard ABELS	Jaguar E Type	18	21:00.46	55.63	74.85	1:08.39	16 76.64
8	50	SRC	John WAPLES	Porsche 911	17	20:36.79	1 Lap	72.05	1:10.44	3 74.41
9	11	SRD	Ken CULVERWELL	Lotus 11 Replica	17	20:37.08	1 Lap	72.03	1:10.07	3 74.81
10	48	SRC	Phil FROUD	Ford GTD 40	17	21:06.70	1 Lap	70.35	1:12.20	8 72.60

#### Non-Starters

12 SRI Rick LLOYD Morgan +8

#### Fastest Lap

2	SRI	Mal DAVISON	Porsche 993	1:04.87	8	80.80
98	SRA	Cheng LIM	RAM SC Cobra	1:05.84	16	79.61
37	SRB	Mike WALKER	Porsche 911	1:07.41	17	77.76
59	SRC	Richard ABELS	Jaguar E Type	1:08.39	16	76.64
11	SRD	Ken CULVERWELL	Lotus 11 Replica	1:10.07	3	74.81

Start Time : 15:03

Pembrey

10 Jul 04 15:24

Clerk of Course:

*N. J. ...*

Time Issued:

1528

Chief Timekeeper:

*[Signature]*

THESE RESULTS REMAIN PROVISIONAL FOR A MINIMUM OF 30 MINUTES FROM THE TIME OF ISSUE



## 750 Motor Club Formula Vee

### Provisional Results - Race 5 - Heat

Pl	No	Cl	Name	Car	Laps	Time	Behind	MPH	Best Lap on	MPH	
1	23	FV	Martyn DONN	Scarab	18	19:58.61		78.72	1:05.22	10	80.37
2	18	FV	Jamie CONYERS	GAC 01	18	20:04.23	5.62	78.35	1:05.62	12	79.88
3	15	FV	Simon READMAN	Spyder	18	20:14.54	15.93	77.68	1:06.10	6	79.30
4	99	FV	Miguel PINTO-COELHO	GAC 01	18	20:21.01	22.40	77.27	1:05.90	3	79.54
5	80	FV	Steve OUGH	AHS Challenger	18	20:22.00	23.39	77.21	1:06.54	5	78.77
6	13	FV	Graham KIDDY	Sheane	18	20:22.28	23.67	77.19	1:06.45	3	78.88
7	22	FV	John HUGHES	Leystone JH002	18	20:22.94	24.33	77.15	1:05.83	10	79.62
8	32	FV	Mark DUNHAM	Sheane	18	20:23.42	24.81	77.12	1:06.54	5	78.77
9	59	FV	Bill STENNING	Spyder	18	20:48.03	49.42	75.60	1:05.78	7	79.68
10	20	FV	Stephen GLASSWELL	Ray 89	18	20:55.75	57.14	75.13	1:06.64	3	78.66
11	88	FV	David LAVINGTON	Sheane	18	21:02.53	1:03.92	74.73	1:07.98	10	77.11
12	81	FV	Peter CANN	Falcon	18	22:07.17	2:08.56	71.09	1:08.18	14	76.88
13	70	FV	Nick BROWN	GAC 01	17	20:06.34	1 Lap	73.87	1:07.75	3	77.37
14	91	FV	Paul NICHOLLS	Leystone JH02 AHS	17	20:12.13	1 Lap	73.51	1:07.78	13	77.33
15	95	FV	Simon KEATING	Scarab Mk II	17	20:20.30	1 Lap	73.02	1:08.65	8	76.35
16	52	FV	Jon STORER	Scarab	17	20:30.85	1 Lap	72.39	1:10.44	4	74.41
17	28	FV	Roger THOMPSON	Scarab Mk3	17	20:48.49	1 Lap	71.37	1:10.23	7	74.63
18	36	FV	Gordon BESHAW	AHS	16	20:33.08	2 Laps	68.01	1:12.99	9	71.81
<u>Not-Classified</u>											
60	FV	Bob HIGGINS	Sheane 98		17	19:52.60	DNF	74.72	1:06.44	3	78.89
58	FV	Brian McCLEERY	Leystone 95		16	19:06.79	DNF	73.13	1:07.96	14	77.13
90	FV	Braden CONNOLLY	Sheane 95		13	16:40.90	DNF	68.08	1:13.07	13	71.73
87	FV	Warren SMITH	Sheane		5	6:14.20	DNF	70.04	1:07.78	2	77.33
49	FV	Richard HONICK	Sheane Mk2		4	4:52.04	DNF	71.79	1:09.09	2	75.87
50	FV	Phil WATERHOUSE	ARI Mk4		3	3:33.46	DNF	73.67	1:08.12	3	76.95
68	FV	James CONYERS	Leystone		2	2:28.75	DNF	70.48	1:09.44	2	75.48
30	FV	Tim PROBERT	Sheane		1	1:17.76	DNF	67.41		0	0.00
<u>Fastest Lap</u>											
23	FV	Martyn DONN	Scarab						1:05.22	10	80.37

Start Time : 15:51

Pembrey

10 Jul 04 16:14

Clerk of Course:

Time Issued:

Chief Timekeeper:

THESE RESULTS REMAIN PROVISIONAL FOR A MINIMUM OF 30 MINUTES FROM THE TIME OF ISSUE



## Demon Tweeks / Yokohama Stock Hatch

### Provisional Results - Race 6 - Final

Pl	No	Cl	Name	Car	Laps	Time	Behind	MPH	Best Lap on	MPH
1	17	SH	Craig SHEPHERD	Citroen Saxo VTR	13	16:03.87		70.70	1:13.29	6 71.52
2	133	SH	Malcolm RUSSELL	Citroen Saxo VTR	13	16:04.00	0.13	70.69	1:12.82	12 71.98
3	1	SH	Paul TAYLOR	Peugeot 106 Rallye	13	16:06.48	2.61	70.50	1:13.22	3 71.59
4	7	SH	Pete MORGAN	Fiesta XR2i	13	16:06.65	2.78	70.49	1:12.95	4 71.85
5	83	SH	Matt LEWIS	Fiesta XR2i	13	16:07.41	3.54	70.44	1:13.24	10 71.57
6	65	SH	Terry ROUGHTON	Citroen Saxo	13	16:07.59	3.72	70.42	1:12.68	6 72.12
7	25	SH	Maurice HAYDEN	Citroen Saxo VTR	13	16:11.07	7.20	70.17	1:13.17	6 71.64
8	85	SHB	Mark RODWAY	Peugeot 205 GTi	13	16:11.66	7.79	70.13	1:13.33	6 71.48
9	18	SH	Richard KINGSNORTH	Peugeot 205 GTi	13	16:13.58	9.71	69.99	1:13.31	12 71.50
10	6	SH	Darren BLUMSON	Peugeot 205 GTi	13	16:13.79	9.92	69.97	1:13.22	9 71.59
11	26	SHB	Stuart PEARSON	Escort XR3i	13	16:18.19	14.32	69.66	1:13.58	5 71.24
12	14	SH	Martin BOON	Fiesta Si	13	16:18.33	14.46	69.65	1:13.79	4 71.03
13	96	SH	Gareth WRIGHT	Peugeot 106 XSi	13	16:19.23	15.36	69.59	1:13.53	5 71.29
14	10	SH	Simon HUNT	Peugeot 205 GTi	13	16:19.44	15.57	69.57	1:13.40	9 71.41
15	41	SH	Andy BURGESS	VW Lupo Sport	13	16:20.64	16.77	69.49	1:13.52	11 71.29
16	50	SHB	Ian LAUGHTON	Fiesta XR2	13	16:20.94	17.07	69.46	1:13.18	5 71.63
17	94	SHB	Scot KIRLEW	Fiesta XR2	13	16:21.11	17.24	69.45	1:13.45	6 71.36
18	112	SH	Robert FOREMAN	Citroen Saxo VTR	13	16:21.34	17.47	69.44	1:13.77	7 71.05
19	124	SH	John HEMMING	Vauxhall Nova GSi	13	16:25.78	21.91	69.12	1:13.57	11 71.25
20	15	SH	Paul TIBBS	Fiesta XR2	13	16:26.10	22.23	69.10	1:13.85	8 70.98
21	22	SH	Mark ALDEN	Peugeot 106 XSi	13	16:36.51	32.64	68.38	1:14.51	3 70.35
22	123	SHB	Trevor GILLMOR	Fiesta XR2	13	16:36.91	33.04	68.35	1:14.27	6 70.57
23	4	SH	Paul SHEEHAN	Peugeot 106 XSi	13	16:44.79	40.92	67.82	1:13.77	6 71.05
24	78	SH	Alastair BOULTON	Peugeot 106 XSi	13	16:49.81	45.94	67.48	1:13.77	7 71.05
25	64	SH	Pat GROVE	Peugeot 106 Rallye	13	17:01.22	57.35	66.72	1:14.81	8 70.07
26	27	SHB	Stewart NIND	Peugeot 205 GTi	13	17:10.84	1:06.97	66.10	1:13.75	7 71.07

#### Fastest Lap

65	SH	Terry ROUGHTON	Citroen Saxo	1:12.68	6	72.12
50	SHB	Ian LAUGHTON	Fiesta XR2	1:13.18	5	71.63

Start Time : 16:23

Pembrey

10 Jul 04 16:41

Clerk of Course:

Time Issued:

Chief Timekeeper:

THESE RESULTS REMAIN PROVISIONAL FOR A MINIMUM OF 30 MINUTES FROM THE TIME OF ISSUE



## Closed Wheel Allcomers

### Provisional Results - Race 7

Pl	No	Cl	Name	Car	Laps	Time	Behind	MPH	Best Lap on	MPH
1	1	CWA	Peter RATCLIFF	Caterham 7	19	20:30.76		80.92	1:03.21	7 82.92
2	49	CWA	Ian WALE	Caterham Super 7	19	21:07.03	36.27	78.60	1:05.20	7 80.39
3	7	CWA	Simon CHILDS	Sylva Pheonix	19	21:28.60	57.84	77.29	1:06.19	2 79.19
4	12	CWA	Paul McMILLAN	Honda Civic Type R	18	20:30.70		76.66	1:06.99	4 78.24
5	15	CWA	Chris MILNER	Caterham Superlight	18	20:34.80	1 Lap	76.41	1:04.60	15 81.14
6	29	CWA	Ken BAIRD	Caterham 7	18	20:37.45	1 Lap	76.24	1:05.91	11 79.53
7	63	CWA	Colin CHAPMAN	Fisher Fury	18	20:40.81	1 Lap	76.04	1:06.95	10 78.29
8	64	CWA	Mike WEBB	Ford Focus	18	21:13.82	1 Lap	74.07	1:08.88	2 76.10
9	67	CWA	Dan KITCHENER	Fiesta XR2	15	20:39.85	4 Laps	63.41	1:18.85	11 66.48

#### Non-Starters

2	CWA	Rick LLOYD	Morgan +8
21	CWA	Carl WOODWISS	Caterham 7 Roadsport
22	CWA	Mal DAVISON	Porsche 993

#### Fastest Lap

1	CWA	Peter RATCLIFF	Caterham 7	1:03.21	7	82.92
---	-----	----------------	------------	---------	---	-------

Start Time : 16:49

Pembrey

10 Jul 04 17:12

Clerk of Course:

Time Issued:

Chief Timekeeper:

THESE RESULTS REMAIN PROVISIONAL FOR A MINIMUM OF 30 MINUTES FROM THE TIME OF ISSUE



## 750 Motor Club Formula Vee

### Provisional Results - Race 8 - Final

Pl	No	Cl	Name	Car	Laps	Time	Behind	MPH	Best Lap on	MPH	
1	3	FV	Mike JENVEY	Sheane	19	20:44.92		80.00	1:04.27	14	81.56
2	1	FV	Jeremy CLARK	AHS Challenger/AHS	19	20:46.18	1.26	79.92	1:04.30	18	81.52
3	46	FV	Jake OLIVEIRA	GAC 01	19	20:57.45	12.53	79.20	1:04.82	18	80.86
4	18	FV	Jamie CONYERS	GAC 01	19	21:10.05	25.13	78.41	1:05.30	13	80.27
5	23	FV	Martyn DONN	Scarab	19	21:15.11	30.19	78.10	1:04.88	19	80.79
6	99	FV	Miguel PINTO-COELHO	GAC 01	19	21:18.03	33.11	77.92	1:05.99	7	79.43
7	13	FV	Graham KIDDY	Sheane	19	21:18.44	33.52	77.90	1:05.31	18	80.26
8	59	FV	Bill STENNING	Spyder	19	21:23.64	38.72	77.58	1:06.10	18	79.30
9	80	FV	Steve OUGH	AHS Challenger	19	21:28.70	43.78	77.28	1:06.57	5	78.74
10	7	FV	Bill BURNETT	Sheane	19	21:32.07	47.15	77.08	1:05.44	2	80.10
11	9	FV	Alan ROBINSON	AHS Challenger	19	21:34.90	49.98	76.91	1:05.99	3	79.43
12	22	FV	John HUGHES	Leystone JH002	19	21:35.68	50.76	76.86	1:05.96	8	79.47
13	88	FV	David LAVINGTON	Sheane	19	21:46.10	1:01.18	76.25	1:06.40	12	78.94
14	6	FV	Ken ELLIOTT	Leystone Bowlies	18	20:46.16	1 Lap	75.71	1:05.86	4	79.59
15	81	FV	Peter CANN	Falcon	18	20:49.74	1 Lap	75.49	1:07.72	14	77.40
16	91	FV	Paul NICHOLLS	Leystone JH02 AHS	18	20:51.81	1 Lap	75.37	1:07.49	10	77.66
17	20	FV	Stephen GLASSWELL	Ray 89	18	21:02.06	1 Lap	74.76	1:06.97	12	78.27
18	95	FV	Simon KEATING	Scarab Mk II	18	22:00.56	1 Lap	71.45	1:09.36	13	75.57
19	52	FV	Jon STORER	Scarab	17	21:53.45	2 Laps	67.84	1:10.59	8	74.25
<b>Not-Classified</b>											
32	FV	Mark DUNHAM	Sheane	18	20:37.96	DNF	76.21	1:05.99	5	79.43	
15	FV	Simon READMAN	Spyder	15	16:45.76	DNF	78.17	1:04.93	4	80.73	
36	FV	Gordon BESHAW	AHS	13	16:30.40	DNF	68.80	1:12.76	6	72.04	
70	FV	Nick BROWN	GAC 01	7	8:12.17	DNF	74.55	1:08.22	5	76.83	
8	FV	Ian BUXTON	Leystone/Daghorn	6	6:42.23	DNF	78.19	1:05.35	2	80.21	
58	FV	Brian McCLEERY	Leystone 95	1	1:20.97	DNF	64.74		0	0.00	

#### Non-Starters

28	FV	Roger THOMPSON	Scarab Mk3
60	FV	Bob HIGGINS	Sheane 98

#### Fastest Lap

3	FV	Mike JENVEY	Sheane	1:04.27	14	81.56
---	----	-------------	--------	---------	----	-------

No 13 includes 4 second penalty for yellow flag infringement.

Start Time : 17:19

Pembrey

10 Jul 04 18:10


Clerk of Course:

Time Issued:

Chief Timekeeper:

THESE RESULTS REMAIN PROVISIONAL FOR A MINIMUM OF 30 MINUTES FROM THE TIME OF ISSUE

Results produced on HS Sports Timing and Results Systems



## 750 Motor Club Formula Vee

### Provisional Results - Race 9 - Heat 1

Pl	No	Cl	Name	Car	Laps	Time	Behind	MPH	Best Lap on	MPH
1	3	FV	Mike JENVEY	Sheane	19	20:34.97		80.64	1:03.77	17 82.20
2	1	FV	Jeremy CLARK	AHS Challenger/AHS	19	20:35.21	0.24	80.63	1:04.02	6 81.87
3	7	FV	Bill BURNETT	Sheane	19	21:12.23	37.26	78.28	1:05.45	13 80.09
4	9	FV	Alan ROBINSON	AHS Challenger	19	21:13.07	38.10	78.23	1:05.94	7 79.49
5	18	FV	Jamie CONYERS	GAC 01	19	21:14.98	40.01	78.11	1:05.26	11 80.32
6	15	FV	Simon READMAN	AHS	19	21:26.59	51.62	77.41	1:05.92	13 79.51
7	59	FV	Bill STENNING	Spyder	19	21:29.68	54.71	77.22	1:05.88	13 79.56
8	20	FV	Stephen GLASSWELL	Ray 89	18	20:44.17	1 Lap	75.83	1:07.36	12 77.81
9	91	FV	Paul NICHOLLS	Leystone JH02 AHS	18	20:45.88	1 Lap	75.73	1:07.05	3 78.17
10	50	FV	Phil WATERHOUSE	ARI Mk4	18	21:14.03	1 Lap	74.06	1:07.19	3 78.01
11	70	FV	Nick BROWN	GAC 01	18	21:20.14	1 Lap	73.70	1:07.22	2 77.98
12	28	FV	Roger THOMPSON	Scarab Mk3	17	20:35.56	2 Laps	72.12	1:10.43	13 74.42

#### Not-Classified

87	FV	Warren SMITH	Sheane	8	9:17.37	DNF	75.23	1:07.33	3	77.85
8	FV	Ian BUXTON	Leystone/Daghorn	0		Starter	0			

#### Non-Starters

32	FV	Mark DUNHAM	Sheane
36	FV	Gordon BESHAW	AHS
60	FV	Bob HIGGINS	Sheane 98
90	FV	Braden CONNOLLY	Sheane 95

#### Fastest Lap

3	FV	Mike JENVEY	Sheane	1:03.77	17	82.20
---	----	-------------	--------	---------	----	-------

Start Time : 09:49

Pembrey

11 Jul 04 10:11

Clerk of Course:

*Tom*

Time Issued:

10-26

Chief Timekeeper:

*[Signature]*

THESE RESULTS REMAIN PROVISIONAL FOR A MINIMUM OF 30 MINUTES FROM THE TIME OF ISSUE



## 750 Motor Club Formula Vee

### Provisional Results - Race 10 - Heat 2

Pl	No	Cl	Name	Car	Laps	Time	Behind	MPH	Best Lap on	MPH
1	23	FV	Martyn DONN	Scarab	14	15:24.95		79.34	1:04.85	12 80.83
2	6	FV	Ken ELLIOTT	Leystone Bowles	14	15:33.29	8.34	78.63	1:04.99	5 80.65
3	13	FV	Graham KIDDY	Sheane	14	15:41.35	16.40	77.95	1:05.83	8 79.62
4	99	FV	Miguel PINTO-COELHO	GAC 01	14	15:48.65	23.70	77.35	1:06.05	5 79.36
5	80	FV	Steve OUGH	AHS Challenger	14	15:51.40	26.45	77.13	1:05.81	7 79.65
6	31	FV	Alan HARDING	AHS Challenger	14	16:06.77	41.82	75.90	1:06.48	3 78.84
7	88	FV	David LAVINGTON	Sheane	14	16:19.41	54.46	74.93	1:07.88	12 77.22
8	68	FV	James CONYERS	Leystone	14	16:24.27	59.32	74.56	1:08.00	5 77.08
9	52	FV	Jon STORER	Scarab	14	16:31.08	1:06.13	74.04	1:08.33	12 76.71
10	95	FV	Simon KEATING	Scarab Mk II	14	16:32.01	1:07.06	73.97	1:07.58	5 77.56
11	58	FV	Brian McCLEERY	Leystone 95	14	16:33.11	1:08.16	73.89	1:08.38	13 76.65
12	81	FV	Peter CANN	Falcon	14	16:33.69	1:08.74	73.85	1:08.81	7 76.17
13	49	FV	Richard HONICK	Sheane Mk2	13	15:43.37	1 Lap	72.23	1:08.30	2 76.74
14	22	FV	John HUGHES	Leystone JH002	13	16:07.60	1 Lap	70.42	1:06.13	13 79.26
15	90	FV	Braden CONNOLLY	Sheane 95	12	16:33.77	2 Laps	63.29	1:18.00	2 67.20
<u>Not-Classified</u>										
	46	FV	Jake OLIVEIRA	GAC 01	13	14:16.03	DNF	79.60	1:04.48	9 81.29
	30	FV	Tim PROBERT	Sheane	10	11:36.86	DNF	75.22	1:06.51	10 78.81
<u>Fastest Lap</u>										
	46	FV	Jake OLIVEIRA	GAC 01					1:04.48	9 81.29

Start Time : 10:40

Pembrey

11 Jul 04 10:57

Clerk of Course: <i>[Signature]</i> 11:03	Time Issued:	Chief Timekeeper: <i>[Signature]</i>
--	--------------	---

THESE RESULTS REMAIN PROVISIONAL FOR A MINIMUM OF 30 MINUTES FROM THE TIME OF ISSUE





**750 Motor Club 7's**  
**Provisional Results - Race 11**

Pl	No	Cl	Name	Car	Laps	Time	Behind	MPH	Best Lap on	MPH
1	99	7A	Martin STEWART	Caterham Super 7	29	30:54.16		81.98	1:03.16	4 82.99
2	71	7A	Simon FAIRMAN	Caterham Superlight	29	31:15.30	21.14	81.06	1:03.83	27 82.12
3	62	7A	Matt SHIRES	Caterham Superlight	29	31:18.69	24.53	80.91	1:03.53	5 82.51
4	90	7A	Barry TRAIN	Caterham 7	29	31:50.52	56.36	79.56	1:04.62	27 81.11
5	77	7A	Ian BROWN	Caterham Superlight	29	31:53.73	59.57	79.43	1:04.77	25 80.93
6	25	7A	Peter LAWRENCE	Caterham Superlite	29	31:53.82	59.66	79.43	1:04.58	14 81.16
7	17	7B	Ben SHALDERS	Caterham Roadsports	28	30:57.94	1 Lap	78.99	1:05.40	12 80.15
8	7	7B	Neil HINSON	Caterham Roadsport	28	31:14.23	1 Lap	78.31	1:05.52	24 80.00
9	48	7B	Gerry SIMPSON	Caterham Roadsports	28	31:47.08	1 Lap	76.96	1:06.25	18 79.12
10	29	7B	Ken BAIRD	Caterham 7	28	31:56.56	1 Lap	76.58	1:06.21	23 79.17
11	97	7A	Peter FRENCH	Caterham Superlight	27	31:12.04	2 Laps	75.60	1:07.67	18 77.46
12	73	7C	Chris MILNER	Caterham Academy	26	31:18.55	3 Laps	72.55	1:09.81	19 75.08
13	51	7C	Neil PERKINS	Caterham Academy	26	31:34.05	3 Laps	71.95	1:10.76	18 74.08

Not-Classified

1	7A	Peter RATCLIFF	Caterham 7	16	19:17.45	DNF	72.46	1:02.87	3 83.37
---	----	----------------	------------	----	----------	-----	-------	---------	---------

Non-Starters

21	7B	Carl WOODWISS	Caterham Roadsport
27	7B	Howard KAYE	Caterham Roadsport

Fastest Lap

1	7A	Peter RATCLIFF	Caterham 7	1:02.87	3 83.37
17	7B	Ben SHALDERS	Caterham Roadsports	1:05.40	12 80.15
73	7C	Chris MILNER	Caterham Academy	1:09.81	19 75.08

No 17 is racing with sealed engine. Results will remain provisional.

Start Time : 11:04

Pembrey

11 Jul 04 11:40

Clerk of Course: <i>[Signature]</i>	Time Issued: <i>11:44</i>	Chief Timekeeper: <i>[Signature]</i>
--	------------------------------	---

THESE RESULTS REMAIN PROVISIONAL FOR A MINIMUM OF 30 MINUTES FROM THE TIME OF ISSUE



**Demon Tweeks / Yokohama Stock Hatch**  
**Provisional Results - Race 12 - Heat 1**

Pl	No	Cl	Name	Car	Laps	Time	Behind	MPH	Best Lap on	MPH
1	133	SH	Malcolm RUSSELL	Citroen Saxo VTR	17	20:56.27		70.93	1:12.95	11 71.85
2	18	SH	Richard KINGSNORTH	Peugeot 205 GTi	17	20:57.41	1.14	70.87	1:12.97	4 71.83
3	83	SH	Matt LEWIS	Fiesta XR2i	17	20:57.89	1.62	70.84	1:13.11	10 71.69
4	1	SH	Paul TAYLOR	Peugeot 106 Rallye	17	20:59.34	3.07	70.76	1:13.22	14 71.59
5	6	SH	Darren BLUMSON	Peugeot 205 GTi	17	21:01.28	5.01	70.65	1:12.97	4 71.83
6	25	SH	Maurice HAYDEN	Citroen Saxo VTR	17	21:01.48	5.21	70.64	1:12.79	15 72.01
7	10	SH	Simon HUNT	Peugeot 205 GTi	17	21:05.55	9.28	70.41	1:13.49	14 71.32
8	112	SH	Robert FOREMAN	Citroen Saxo VTR	17	21:11.47	15.20	70.08	1:12.90	12 71.90
9	50	SHB	Ian LAUGHTON	Fiesta XR2	17	21:11.89	15.62	70.06	1:13.62	7 71.20
10	94	SHB	Scot KIRLEW	Fiesta XR2	17	21:12.00	15.73	70.05	1:13.33	8 71.48
11	27	SHB	Stewart NIND	Peugeot 205 GTi	17	21:21.07	24.80	69.56	1:13.83	7 71.00
12	15	SH	Paul TIBBS	Fiesta XR2	17	21:21.64	25.37	69.53	1:14.05	9 70.78
13	64	SH	Pat GROVE	Peugeot 106 Rallye	17	21:23.20	26.93	69.44	1:13.93	5 70.90
14	123	SHB	Trevor GILLMOR	Fiesta XR2	17	21:26.27	30.00	69.28	1:14.36	7 70.49
15	107	SH	Darren WILSON	Peugeot 106 XSi	17	21:36.90	40.63	68.71	1:15.03	3 69.86
16	100	SHB	Anthony COOPER	Vauxhall Nova GTE	17	21:52.67	56.40	67.88	1:14.82	16 70.06
17	76	SHB	Nat CORBET	Peugeot 205 GTi	17	21:53.99	57.72	67.81	1:15.63	5 69.31
18	67	SHB	Dan KITCHENER	Fiesta XR2	17	22:02.64	1:06.37	67.37	1:16.00	8 68.97
19	87	SHB	James MANSFIELD	Peugeot 205 GTi	17	22:03.22	1:06.95	67.34	1:16.31	13 68.69
20	98	SHB	Jason NIND	Fiesta XR2	16	21:52.41	1 Lap	63.90	1:17.65	8 67.50
<u>Not-Classified</u>										
117	SHB	Robbie BOON	Peugeot 205 GTi		5	6:41.60	DNF	65.26	1:15.53	3 69.40
44	SHB	Simon WELFORD	Fiesta XR2i		3	4:02.22	DNF	64.92	1:16.60	2 68.43
<u>Fastest Lap</u>										
25	SH	Maurice HAYDEN	Citroen Saxo VTR						1:12.79	15 72.01
94	SHB	Scot KIRLEW	Fiesta XR2						1:13.33	8 71.48

Start Time : 11:46

Pembrey

11 Jul 04 12:08

Clerk of Course:

Time Issued:

Chief Timekeeper:

THESE RESULTS REMAIN PROVISIONAL FOR A MINIMUM OF 30 MINUTES FROM THE TIME OF ISSUE



## Demon Tweeks / Yokohama Stock Hatch

### Provisional Results - Race 13 - Heat 2

Pl	No	Cl	Name	Car	Laps	Time	Behind	MPH	Best Lap on	MPH
1	17	SH	Craig SHEPHERD	Citroen Saxo VTR	12	14:45.97		70.99	1:12.93	6 71.87
2	26	SHB	Stuart PEARSON	Escort XR3i	12	14:50.78	4.81	70.61	1:13.13	4 71.68
3	65	SH	Terry ROUGHTON	Citroen Saxo	12	14:51.09	5.12	70.59	1:12.97	8 71.83
4	85	SHB	Mark RODWAY	Peugeot 205 GTi	12	14:51.99	6.02	70.52	1:13.09	6 71.71
5	41	SH	Andy BURGESS	VW Lupo Sport	12	14:53.72	7.75	70.38	1:12.86	10 71.94
6	7	SH	Pete MORGAN	Fiesta XR2i	12	14:53.75	7.78	70.38	1:12.73	11 72.07
7	96	SH	Gareth WRIGHT	Peugeot 106 XSi	12	14:54.70	8.73	70.30	1:13.08	4 71.72
8	14	SH	Martin BOON	Fiesta Si	12	14:58.96	12.99	69.97	1:12.97	3 71.83
9	124	SH	John HEMMING	Vauxhall Nova GSi	12	15:01.67	15.70	69.76	1:13.40	11 71.41
10	22	SH	Mark ALDEN	Peugeot 106 XSi	12	15:11.85	25.88	68.98	1:14.63	2 70.23
11	4	SH	Paul SHEEHAN	Peugeot 106 XSi	12	15:17.50	31.53	68.55	1:13.85	7 70.98
12	89	SHB	Paul WILSON	Peugeot 205 GTi	12	15:21.25	35.28	68.28	1:15.05	5 69.84
13	78	SH	Alastair BOULTON	Peugeot 106 XSi	12	15:24.38	38.41	68.04	1:14.54	11 70.32
14	103	SHB	Nigel HUNT	Fiesta XR2i	12	15:31.62	45.65	67.52	1:15.63	4 69.31
15	113	SHB	Derek ROZIER	Fiesta XR2	12	15:32.12	46.15	67.48	1:15.45	10 69.47
16	36	SHB	Andy BARNETT	Peugeot 205 GTi	12	15:43.17	57.20	66.69	1:16.68	8 68.36
17	99	SHB	Matt FINCHAM	Peugeot 205 GTi	11	14:42.36		65.34	1:18.47	7 66.80

#### Not-Classified

48	SHB	Chris AYRES	Peugeot 205 GTi	12	15:21.00	DNF	68.29	1:15.03	11 69.86
119	SHB	Gerard HALL	Peugeot 205 GTi	11	14:28.04	DNF	66.42	1:16.99	8 68.08
109	SHB	Tony TAYLOR	Peugeot 205 GTi	10	12:55.07	DNF	67.63	1:14.90	3 69.98
151	SHB	Nick CLARK	Peugeot 205 GTi	10	13:17.90	DNF	65.69	1:14.93	5 69.95

#### Non-Starters

63	SHB	Mark WEBBER	Fiesta XR2
----	-----	-------------	------------

#### Fastest Lap



7	SH	Pete MORGAN	Fiesta XR2i	1:12.73	11	72.07
85	SHB	Mark RODWAY	Peugeot 205 GTi	1:13.09	6	71.71

No 48 not classified - not running at time of red flag

Start Time : 12:17

Pembrey

11 Jul 04 12:41

Clerk of Course: 	Time Issued: 12-53	Chief Timekeeper: 
---	-----------------------	--

THESE RESULTS REMAIN PROVISIONAL FOR A MINIMUM OF 30 MINUTES FROM THE TIME OF ISSUE



## 750 Motor Club Locost

### Provisional Results - Race 14

Pl	No	Cl	Name	Car	Laps	Time	Behind	MPH	Best Lap on	MPH
1	5	LC	Alex JULLIEN	Locost	17	20:32.10		72.32	1:10.89	2 73.94
2	64	LC	Brian MITCHAM	Locost	17	20:46.94	14.84	71.46	1:10.65	2 74.19
3	38	LC	Brendan DUDLEY	Locost	17	20:47.59	15.49	71.42	1:11.61	17 73.20
4	24	LC	Danny CASSAR	Locost	17	20:48.40	16.30	71.38	1:11.64	8 73.17
5	33	LC	Lee BAVERSTOCK	Locost	17	20:48.66	16.56	71.36	1:11.61	16 73.20
6	77	LC	Martin GAMBLING	Locost	17	20:50.43	18.33	71.26	1:12.00	14 72.80
7	41	LC	Brett TOWNSEND	Locost	17	20:51.72	19.62	71.19	1:11.88	10 72.92
8	37	LC	Kevin LUCAS	Locost	17	20:54.96	22.86	71.00	1:12.25	4 72.55
9	28	LC	David BLACK	Locost	17	21:06.21	34.11	70.37	1:12.41	7 72.39
10	70	LC	Nick LEAR	Locost	17	21:06.62	34.52	70.35	1:11.77	7 73.03
11	71	LC	Richard BROWN	Locost	17	21:06.72	34.62	70.34	1:12.67	15 72.13
12	34	LC	Rob FITTER	Locost	17	21:06.91	34.81	70.33	1:12.46	7 72.34
13	44	LC	Matt CHERRINGTON	Locost	17	21:15.92	43.82	69.84	1:12.36	5 72.44
14	43	LC	Mark BARLOW	Locost	17	21:36.40	1:04.30	68.73	1:14.58	4 70.28
15	76	LC	Simon HUNTER	Locost	17	21:40.86	1:08.76	68.50	1:15.13	6 69.77
16	46	LC	John EDLER	Locost	17	21:41.58	1:09.48	68.46	1:14.81	12 70.07
17	65	LC	Sam GILL	Locost	16	20:32.81	1 Lap	68.03	1:14.75	7 70.12
18	40	LC	David FOERS	Locost	16	20:35.92	1 Lap	67.86	1:15.13	2 69.77
19	88	LC	Paul COOPER	Locost	16	20:36.38	1 Lap	67.83	1:15.21	15 69.69
<u>Not-Classified</u>										
75	LC		Fred WHEELER	Locost	15	20:10.30	DNF	64.96	1:18.85	6 66.48
48	LC		Paul BRYANT	Locost	1	1:37.79	DNF	53.60		0 0.00
<u>Non-Starters</u>										
35	LC		Ivan THOMAS	Locost						
36	LC		Mark GLOVER	Locost						
50	LC		Adrian CRESSWELL	Locost						
90	LC		Mike CONNIFF	Locost						
<u>Fastest Lap</u>										
64	LC		Brian MITCHAM	Locost				71.46	1:10.65	2 74.19

Start Time : 12:47

Pembrey

11 Jul 04 13:10

Clerk of Course:

Time Issued:

13 16

Chief Timekeeper:

THESE RESULTS REMAIN PROVISIONAL FOR A MINIMUM OF 30 MINUTES FROM THE TIME OF ISSUE



## Sports Racing & GT

### Provisional Results - Race 15

Pl	No	Cl	Name	Car	Laps	Time	Behind	MPH	Best Lap on	MPH
1	2	SRI	Mal DAVISON	Porsche 993	18	20:37.76		76.23	1:06.03	10 79.38
2	0	SRA	Mark JORDAN	Cobra	18	20:59.05	21.29	74.94	1:07.81	11 77.30
3	37	SRB	Mike WALKER	Porsche 911	18	20:59.48	21.72	74.91	1:08.15	12 76.91
4	53	SRB	John WILKES	Lister Knobbly	18	21:00.03	22.27	74.88	1:08.31	11 76.73
5	34	SRC	Roger DONNAN	Hawk Stratos	18	21:00.44	22.68	74.85	1:08.32	16 76.72
6	59	SRC	Richard ABELS	Jaguar E Type	18	21:01.38	23.62	74.80	1:08.80	12 76.19
7	50	SRC	John WAPLES	Porsche 911	18	21:20.07	42.31	73.71	1:09.06	6 75.90
8	27	SRB	Graham PADDICK	Kourgar Jaguar	18	21:20.48	42.72	73.68	1:08.27	6 76.78
9	11	SRD	Ken CULVERWELL	Lotus 11 Replica	18	21:39.81	1:02.05	72.59	1:09.61	2 75.30
10	48	SRC	Phil FROUD	Ford GTD 40	17	20:42.14	1 Lap	71.74	1:11.09	13 73.73
<u>Not-Classified</u>										
	98	SRA	Cheng LIM	RAM SC Cobra	4	5:07.42	DNF	68.20	1:06.36	3 78.99
<u>Non-Starters</u>										
	12	SRI	Rick LLOYD	Morgan +8						
<u>Fastest Lap</u>										
	2	SRI	Mal DAVISON	Porsche 993					1:06.03	10 79.38
	98	SRA	Cheng LIM	RAM SC Cobra					1:06.36	3 78.99
	37	SRB	Mike WALKER	Porsche 911					1:08.15	12 76.91
	34	SRC	Roger DONNAN	Hawk Stratos					1:08.32	16 76.72
	11	SRD	Ken CULVERWELL	Lotus 11 Replica					1:09.61	2 75.30

Start Time : 13:16

Pembrey

11 Jul 04 13:38

Clerk of Course: <i>[Signature]</i> 13:42	Time Issued:	Chief Timekeeper: <i>[Signature]</i>
--	--------------	---

THESE RESULTS REMAIN PROVISIONAL FOR A MINIMUM OF 30 MINUTES FROM THE TIME OF ISSUE



## Which Kit? Kit Cars

### Provisional Results - Race 16

Pl	No	Cl	Name	Car	Laps	Time	Behind	MPH	Best Lap on	MPH
1	1	KCB	Steve TAYLOR	Sylva Phoenix	19	21:09.46		78.45	1:05.34	9 80.22
2	5	KCB	Andrew OWEN	Sylva Phoenix	19	21:26.18	16.72	77.43	1:06.22	14 79.15
3	48	KCB	Jim GOODWIN	Sylva Striker	19	21:27.41	17.95	77.36	1:06.47	12 78.86
4	75	KCA	Matthew LEWIS	Razer	19	21:30.09	20.63	77.20	1:06.28	13 79.08
5	14	KCA	Brian DEAN	Sylva Phoenix	19	21:30.42	20.96	77.18	1:06.37	13 78.98
6	88	KCB	Bryan HEALEY	Sylva Striker Mk2	19	21:32.81	23.35	77.03	1:06.41	14 78.93
7	→ 8	KCA	Mark GRANT	Procomp LA Gold	19	21:46.62	37.16	76.22	1:07.07	16 78.15
8	17	KCB	Nigel BROWN	Sylva Phoenix	19	21:47.81	38.35	76.15	1:07.26	13 77.93
9	20	KCA	Gary GOODYEAR	Raw Striker	19	21:48.07	38.61	76.14	1:06.24	17 79.13
10	23	KCB	Paul HARVEY	Tiger R6	19	21:48.88	39.42	76.09	1:06.84	16 78.42
11	82	KCA	Rob JOHNSTON	Locost	19	22:00.64	51.18	75.41	1:07.92	6 77.17
12	21	KCB	Robert PUTNAM	Procomp LA Gold	19	22:13.90	1:04.44	74.66	1:08.03	5 77.05
13	66	KCB	Jonathan CHRISTIE-RUNDLE	Sylva Phoenix	18	21:21.48	1 Lap	73.62	1:07.84	12 77.26
14	91	KCB	Richard WELCH	Westfield SEIW	18	21:40.14	1 Lap	72.57	1:09.48	17 75.44
15	11	KCA	Anton LANDON	Westfield SE	18	21:40.67	1 Lap	72.54	1:09.30	18 75.64
16	29	KCA	Bruce BROWN	Luego Locost	18	22:20.61	1 Lap	70.38	1:12.56	10 72.24
17	27	KCB	Adrian COOPER	Sylva Mojo 2	17	21:26.90	2 Laps	69.24	1:10.06	9 74.82
18	28	KCA	Dave ROBERTS	Sylva Striker	17	21:55.20	2 Laps	67.75	1:14.30	14 70.55
19	30	KCA	Patrick MCDERMOTT	Dutton Phaeton S2	16	21:39.50	3 Laps	64.54	1:15.47	10 69.45

#### Not-Classified

9	KCB	Clive HUDSON	Sylva Phoenix	14	21:27.51	DNF	57	1:05.36	7	80.20
7	KCB	Simon CHILDS	Sylva Phoenix	1	1:17.21	DNF	67.89		0	0.00

#### Non-Starters

60	KCA	Andy STERLING	Dax Rush							
----	-----	---------------	----------	--	--	--	--	--	--	--

#### Fastest Lap

1	KCB	Steve TAYLOR	Sylva Phoenix					1:05.34	9	80.22
20	KCA	Gary GOODYEAR	Raw Striker					1:06.24	17	79.13

No 27 - no transponder.

Start Time : 14:13

Pembrey

11 Jul 04 14:37

Clerk of Course:

Time Issued:

Chief Timekeeper:

THESE RESULTS REMAIN PROVISIONAL FOR A MINIMUM OF 30 MINUTES FROM THE TIME OF ISSUE



## Demon Tweeks / Yokohama Hot Hatch

### Provisional Results - Race 17

Pl	No	Cl	Name	Car	Laps	Time	Behind	MPH	Best Lap on	MPH
1	3	HHA	Mark CUNNINGHAM	Fiesta Sport	18	20:40.41		76.06	1:08.21	5 76.85
2	2	HHC	Paul McMILLAN	Honda Civic Type R	18	20:43.43	3.02	75.88	1:08.12	5 76.95
3	64	HHC	Mike WEBB	Ford Focus	18	21:03.59	23.18	74.67	1:09.14	7 75.81
4	23	HHA	Adrian LOWES	Fiesta XR2	18	21:03.81	23.40	74.65	1:08.72	11 76.27
5	28	HHA	Andy NEAL	Fiesta XR2	18	21:09.25	28.84	74.33	1:09.05	4 75.91
6	25	HHA	Dave BASELEY	Vauxhall Nova	18	21:09.43	29.02	74.32	1:09.06	8 75.90
7	7	HHA	Lee REYNOLDS	Citroen Saxo	18	21:12.99	32.58	74.12	1:08.68	3 76.32
8	31	HHA	Lewis WILLIAMS	Fiesta XR2	18	21:20.99	40.58	73.65	1:09.89	14 75.00
9	37	HHA	Leslie OTT	Vauxhall Nova	18	21:40.00	59.59	72.58	1:10.62	6 74.22
10	97	HHA	Andy McLENNAN	Suzuki Swift	18	21:55.30	1:14.89	71.73	1:10.23	5 74.63
11	62	HHA	Cliff PELLIN	Fiesta XR2	17	20:54.35	1 Lap	71.04	1:12.05	3 72.75

#### Not-Classified

43	HHB	Michael WILSON	Rover Metro GTI	11	14:22.63	DNF	66.84	1:15.43	11	69.49
21	HHC	Julian LONG	Peugeot 306 GTI	0		Starter	0			

#### Non-Starters

6	HHA	Darren BLUMSON	Corsa SRi							
---	-----	----------------	-----------	--	--	--	--	--	--	--

#### Fastest Lap

2	HHC	Paul McMILLAN	Honda Civic Type R					1:08.12	5	76.95
3	HHA	Mark CUNNINGHAM	Fiesta Sport					1:08.21	5	76.85
43	HHB	Michael WILSON	Rover Metro GTI					1:15.43	11	69.49

Start Time : 14:46

Pembrey

11 Jul 04 15:08

Clerk of Course:  15:13	Time Issued:	Chief Timekeeper: 
--	--------------	--

THESE RESULTS REMAIN PROVISIONAL FOR A MINIMUM OF 30 MINUTES FROM THE TIME OF ISSUE



## 750 Motor Club Formula Vee

### Provisional Results - Race 18 - Final

Pl	No	Cl	Name	Car	Laps	Time	Behind	MPH	Best Lap on	MPH
1	1	FV	Jeremy CLARK	AHS Challenger/AHS	10	10:52.62		80.32	1:04.11	5 81.76
2	6	FV	Ken ELLIOTT	Leastone Bowles	10	11:11.00	18.38	78.12	1:05.59	2 79.91
3	18	FV	Jamie CONYERS	GAC 01	10	11:14.07	21.45	77.76	1:05.77	6 79.70
4	7	FV	Bill BURNETT	Sheane	10	11:14.08	21.46	77.76	1:05.80	6 79.66
5	99	FV	Miguel PINTO-COELHO	GAC 01	10	11:16.03	23.41	77.54	1:05.74	6 79.73
6	13	FV	Graham KIDDY	Sheane	10	11:16.17	23.55	77.52	1:06.14	6 79.25
7	15	FV	Simon READMAN	AHS	10	11:16.86	24.24	77.44	1:06.28	5 79.08
8	80	FV	Steve OUGH	AHS Challenger	10	11:17.28	24.66	77.39	1:05.96	6 79.47
9	9	FV	Alan ROBINSON	AHS Challenger	10	11:23.00	30.38	76.74	1:06.66	4 78.63
10	22	FV	John HUGHES	Leastone JH002	10	11:23.11	30.49	76.73	1:05.94	5 79.49
11	23	FV	Martyn DONN	Scarab	10	11:23.86	31.24	76.65	1:05.73	6 79.74
12	88	FV	David LAVINGTON	Sheane	10	11:24.26	31.64	76.60	1:06.84	10 78.42
13	59	FV	Bill STENNING	Spyder	10	11:25.33	32.71	76.48	1:06.30	4 79.06
14	31	FV	Alan HARDING	AHS Challenger	10	11:28.52	35.90	76.13	1:07.07	8 78.15
15	91	FV	Paul NICHOLLS	Leastone JH02 AHS	10	11:37.98	45.36	75.10	1:07.19	3 78.01
16	70	FV	Nick BROWN	GAC 01	10	11:50.25	57.63	73.80	1:08.52	10 76.50
17	50	FV	Phil WATERHOUSE	ARI Mk4	10	11:50.73	58.11	73.75	1:07.49	9 77.66
18	95	FV	Simon KEATING	Scarab Mk II	10	11:52.95	1:00.33	73.52	1:07.93	8 77.16
19	49	FV	Richard HONICK	Sheane Mk2	9	10:41.40		73.55	1:08.40	5 76.63
20	68	FV	James CONYERS	Leastone	9	10:47.39		72.87	1:10.01	7 74.87
21	52	FV	Jon STORER	Scarab	9	10:50.41		72.53	1:09.33	5 75.60
22	28	FV	Roger THOMPSON	Scarab Mk3	9	11:31.33	1 Lap	68.24	1:13.68	5 71.14
<u>Not-Classified</u>										
81	FV	Peter CANN	Falcon		10	11:49.14	DNF	73.91	1:08.66	10 76.34
3	FV	Mike JENVEY	Sheane		9	9:53.10	DNF	79.54	1:04.06	3 81.82
58	FV	Brian McCLEERY	Leastone 95		8	9:40.41	DNF	72.25	1:09.39	5 75.54
20	FV	Stephen GLASSWELL	Ray 89		5	5:54.94	DNF	73.84	1:08.15	2 76.91

#### Fastest Lap

3 FV Mike JENVEY Sheane 1:04.06 3 81.82

No 81 not classified, not running at time of red flag

Start Time : 15:19

Pembrey

11 Jul 04 15:38

Clerk of Course: <i>Walker 16:01</i>	Time Issued:	Chief Timekeeper: <i>[Signature]</i>
---	--------------	---

THESE RESULTS REMAIN PROVISIONAL FOR A MINIMUM OF 30 MINUTES FROM THE TIME OF ISSUE





# Demon Tweeks / Yokohama Stock Hatch

## Provisional Results - Race 19 - Final

Pl	No	Cl	Name	Car	Laps	Time	Behind	MPH	Best Lap on	MPH
1	17	SH	Craig SHEPHERD	Citroen Saxo VTR	17	20:51.23		71.22	1:12.90	10 71.90
2	133	SH	Malcolm RUSSELL	Citroen Saxo VTR	17	20:52.28	1.05	71.16	1:12.77	8 72.03
3	83	SH	Matt LEWIS	Fiesta XR2i	17	21:01.14	9.91	70.66	1:13.27	15 71.54
4	1	SH	Paul TAYLOR	Peugeot 106 Rallye	17	21:01.58	10.35	70.63	1:13.30	17 71.51
5	124	SH	John HEMMING	Vauxhall Nova GSi	17	21:08.80	17.57	70.23	1:12.87	16 71.93
6	10	SH	Simon HUNT	Peugeot 205 GTi	17	21:11.48	20.25	70.08	1:13.30	8 71.51
7	112	SH	Robert FOREMAN	Citroen Saxo VTR	17	21:11.82	20.59	70.06	1:12.84	16 71.96
8	14	SH	Martin BOON	Fiesta Si	17	21:12.55	21.32	70.02	1:13.09	4 71.71
9	26	SHB	Stuart PEARSON	Escort XR3i	17	21:12.76	21.53	70.01	1:13.50	16 71.31
10	41	SH	Andy BURGESS	VW Lupo Sport	17	21:13.44	22.21	69.97	1:13.02	10 71.78
11	6	SH	Darren BLUMSON	Peugeot 205 GTi	17	21:13.62	22.39	69.96	1:13.24	14 71.57
12	7	SH	Pete MORGAN	Fiesta XR2i	17	21:13.79	22.56	69.95	1:12.91	11 71.89
13	4	SH	Paul SHEEHAN	Peugeot 106 XSi	17	21:20.03	28.80	69.61	1:13.69	13 71.13
14	94	SHB	Scot KIRLEW	Fiesta XR2	17	21:21.28	30.05	69.55	1:13.39	14 71.42
15	50	SHB	Ian LAUGHTON	Fiesta XR2	17	21:21.88	30.65	69.51	1:13.41	14 71.40
16	27	SHB	Stewart NIND	Peugeot 205 GTi	17	21:21.89	30.66	69.51	1:13.75	16 71.07
17	25	SH	Maurice HAYDEN	Citroen Saxo VTR	17	21:23.76	32.53	69.41	1:13.63	15 71.19
18	64	SH	Pat GROVE	Peugeot 106 Rallye	17	21:38.40	47.17	68.63	1:14.30	7 70.55
19	22	SH	Mark ALDEN	Peugeot 106 XSi	17	21:39.14	47.91	68.59	1:14.73	16 70.14
20	78	SH	Alastair BOULTON	Peugeot 106 XSi	17	21:39.53	48.30	68.57	1:14.93	6 69.95
21	89	SHB	Paul WILSON	Peugeot 205 GTi	17	21:39.74	48.51	68.56	1:14.67	9 70.20
22	15	SH	Paul TIBBS	Fiesta XR2	17	21:40.68	49.45	68.51	1:14.83	7 70.05
23	96	SH	Gareth WRIGHT	Peugeot 106 XSi	17	21:40.77	49.54	68.50	1:13.88	7 70.95

### Not-Classified

65	SH	Terry ROUGHTON	Citroen Saxo	14	18:02.67	DNF	67.78	1:13.44	4 71.37
18	SH	Richard KINGSNORTH	Peugeot 205 GTi	13	16:36.79	DNF	68.36	1:13.67	6 71.15
85	SHB	Mark RODWAY	Peugeot 205 GTi	9	11:24.91	DNF	68.88	1:13.76	5 71.06

### Fastest Lap

133	SH	Malcolm RUSSELL	Citroen Saxo VTR					1:12.77	8 72.03
94	SHB	Scot KIRLEW	Fiesta XR2					1:13.39	14 71.42

Start Time : 15:45

Pembrey

11 Jul 04 16:07


Clerk of Course:

16:27

Time Issued:

Chief Timekeeper:

THESE RESULTS REMAIN PROVISIONAL FOR A MINIMUM OF 30 MINUTES FROM THE TIME OF ISSUE



## Which Kit? Kit Cars

### Provisional Results - Race 20

Pl	No	Cl	Name	Car	Laps	Time	Behind	MPH	Best Lap on	MPH
1	9	KCB	Clive HUDSON	Sylva Phoenix	14	15:29.19		78.97	1:05.17	3 80.43
2	1	KCB	Steve TAYLOR	Sylva Phoenix	14	15:34.41	5.22	78.53	1:05.00	4 80.64
3	48	KCB	Jim GOODWIN	Sylva Striker	14	15:57.36	28.17	76.65	1:06.70	7 78.58
4	75	KCA	Matthew LEWIS	Razer	14	16:00.46	31.27	76.40	1:07.11	11 78.10
5	20	KCA	Gary GOODYEAR	Raw Striker	14	16:01.17	31.98	76.35	1:07.12	11 78.09
6	5	KCB	Andrew OWEN	Sylva Phoenix	14	16:01.36	32.17	76.33	1:06.87	11 78.38
7	17	KCB	Nigel BROWN	Sylva Phoenix	14	16:01.86	32.67	76.29	1:07.06	5 78.16
8	14	KCA	Brian DEAN	Sylva Phoenix	14	16:01.97	32.78	76.28	1:07.14	14 78.07
9	23	KCB	Paul HARVEY	Tiger R6	14	16:19.15	49.96	74.95	1:08.20	9 76.86
10	82	KCA	Rob JOHNSTON	Locost	14	16:19.73	50.54	74.90	1:07.98	6 77.11
11	88	KCB	Bryan HEALEY	Sylva Striker Mk2	14	16:27.47	58.28	74.31	1:06.18	9 79.20
12	21	KCB	Robert PUTNAM	Procomp LA Gold	14	16:29.32	1:00.13	74.17	1:08.10	5 76.97
13	11	KCA	Anton LANDON	Westfield SE	13	15:49.85	1 Lap	71.74	1:10.19	12 74.68
14	91	KCB	Richard WELCH	Westfield SEiW	13	15:50.44	1 Lap	71.69	1:09.86	7 75.03
15	29	KCA	Bruce BROWN	Luego Locost	13	16:09.30	1 Lap	70.30	1:10.98	3 73.85
16	28	KCA	Dave ROBERTS	Sylva Striker	13	16:40.41	1 Lap	68.11	1:13.50	5 71.31
17	30	KCA	Patrick MCDERMOTT	Dutton Phaeton S2	12	15:55.65	2 Laps	65.82	1:16.05	11 68.92
<b>Not-Classified</b>										
	27	KCB	Adrian COOPER	Sylva Mojo 2	8	10:09.18	DNF	68.83	1:09.79	8 75.11
	8	KCA	Mark GRANT	Procomp LA Gold	5	5:54.62	DNF	73.90	1:07.54	3 77.61
	66	KCB	Jonathan CHRISTIE-RUNDLE	Sylva Phoenix	5	5:55.41	DNF	73.74	1:07.96	4 77.13
<b>Non-Starters</b>										
	60	KCA	Andy STERLING	Dax Rush						
	7	KCB	Simon CHILDS	Sylva Phoenix						
<b>Fastest Lap</b>										
	1	KCB	Steve TAYLOR	Sylva Phoenix				1:05.00	4	80.64
	75	KCA	Matthew LEWIS	Razer				1:07.11	11	78.10

Start Time : 16:17

Pembrey

11 Jul 04 16:35

Clerk of Course: <i>[Signature]</i>	Time Issued: 16:42	Chief Timekeeper: <i>[Signature]</i>
--	-----------------------	---

THESE RESULTS REMAIN PROVISIONAL FOR A MINIMUM OF 30 MINUTES FROM THE TIME OF ISSUE



## Demon Tweeks / Yokohama Hot Hatch

### Provisional Results - Race 21

Pl	No	Cl	Name	Car	Laps	Time	Behind	MPH	Best Lap on	MPH
1	2	HHC	Paul McMILLAN	Honda Civic Type R	13	15:04.81		75.31	1:08.70	3 76.30
2	3	HHA	Mark CUNNINGHAM	Fiesta Sport	13	15:05.20	0.39	75.28	1:08.55	4 76.46
3	7	HHA	Lee REYNOLDS	Citroen Saxo	13	15:09.28	4.47	74.94	1:08.99	2 75.98
4	23	HHA	Adrian LOWES	Fiesta XR2	13	15:15.69	10.88	74.41	1:08.74	5 76.25
5	28	HHA	Andy NEAL	Fiesta XR2	13	15:18.50	13.69	74.19	1:09.15	3 75.80
6	31	HHA	Lewis WILLIAMS	Fiesta XR2	13	15:24.45	19.64	73.71	1:09.85	4 75.04
7	64	HHC	Mike WEBB	Ford Focus	13	15:27.64	22.83	73.46	1:09.09	12 75.87
8	97	HHA	Andy McLENNAN	Suzuki Swift	13	15:37.86	33.05	72.66	1:09.97	4 74.91
9	62	HHA	Cliff PELLIN	Fiesta XR2	13	15:58.78	53.97	71.07	1:11.49	2 73.32
<u>Not-Classified</u>										
	37	HHA	Leslie OTT	Vauxhall Nova	4	4:55.38	DNF	70.98	1:10.69	4 74.15
	25	HHA	Dave BASELEY	Vauxhall Nova	2	2:34.62	DNF	67.8	1:11.75	2 73.05
<u>Non-Starters</u>										
	21	HHC	Julian LONG	Peugeot 306 GTi						
	43	HHA	Michael WILSON	Rover Metro GTi						
	6	HHA	Darren BLUMSON	Corsa SRI						
<u>Fastest Lap</u>										
	3	HHA	Mark CUNNINGHAM	Fiesta Sport				1:08.55	4	76.46
	2	HHC	Paul McMILLAN	Honda Civic Type R				1:08.70	3	76.30

Start Time : 16:41

Pembrey

11 Jul 04 16:57

Clerk of Course:

*N. Tan*

Time Issued:

17 00

Chief Timekeeper:

*[Signature]*

THESE RESULTS REMAIN PROVISIONAL FOR A MINIMUM OF 30 MINUTES FROM THE TIME OF ISSUE