

Official Programme - £2.50



SNETTERTON Oct 8th/9th '05

Programme Amendment List – Snetterton 8th & 9th October

Please add the following

750 Formula Championship	14	B	Paul Collins	Darvi MK5
	21	A	Paul Morris	Darvi 92J
Bike-Sports Series	12	A	John Carding	Speed RS
	52	A	Rob Baldwin	Bon S2
	69	E	Ian Bankhurst	Radical Clubsport SR3
Closed Wheel Allcomers	10	A	James Johnson	Fisher Fury
	34	A	Paul Haynes	Stuart Taylor Phoenix
	38	C	Ian Gray	Stuart Taylor Phoenix
	46	C	John Goodwin	Stuart Taylor Phoenix
	50	C	Tim Hoverd	Fisher Fury
	63	C	Colin Chapman	Fisher Fury
	69	E	Ian Bankhurst	Radical Clubsport SR3
Formula 4 Championship	39	E	Gavin Halls	Swift Sc96
	48	D	Paul Rider	Royale RP30

Formula Vee Championship
Hot Hatch Championship

	94	B	Peter Belsey	Scarab MK2
	10	B	Leslie Ott	Vauxhall Nova
	23	B	Steve Wood	Honda CRX
	62	B	Cliff Pellin	Fiesta XR2
Kit Car Championship	77	B	Carl Swift	Pro Comp LA Gold
Locost Championship	51	B	Douglas Hannah	Locost
MG Midget Challenge	1	A	Peter Dignan	A/H Frogeye Sprite
	11	B	Steve Collinson	MG Midget
	20	B	Tony Davis	Autin Healey
	55	B	Barry Siderly Smith	MGB Roadster
	54	C	Oliver Hulme	Sylva Phoenix
	34	B	Tony Gilham	Toyota MR2

Please delete the following

750 Formula Championship	67	B	Manuel Hughes	KAZ '96
Bike-Sports Series	18	BSA	David Longstaff	Speads RS05
Formula 4 Championship	22	A	Tim Harmer	Revelation
Formula Vee Championship	39	B	Peter Gregory	Sheane FV96
Kit Car Championship	6	B	Jim Goodwin	Sylva Phoenix
	23	B	Tony Southgate	Sylva Phoenix
Locost Championship	45	B	Pat Dudley	Locost
	65	B	Lewis Dallas	Locost
RGB Championship	32	C	Jonathan Thackray	Fisher Fury
	40	C	Lindsay Poinon	Fisher Fury
Roadsports Championship	11	B	Ian White	Renault Spider



This meeting is held under the General Regulations of the MSA (incorporating the provisions of the International Sporting Code of the FIA) and the Supplementary Regulations, Final Instructions and any written instructions which the Organisers issue for the race meeting. **MSA Permits: 28506 & 28507.**

RACE MEETING OFFICIALS

MSA STEWARD
M.J.Dixon

CLERKS OF COURSE
V.Ayres
J.Smith R.Clements

CLUB STEWARDS
S.Hamilton
I.Thompson

TIMEKEEPERS
T.Stevens (Chief)
A.Stevens P.Arch

SCRUTINEERS
S.Ford (Chief)
D.F.D.Smith C.Baker
H.Fisher R.Blackmore
G.Deacon R.Dominy

R.Byatt
M.Lambkin-Smith
INCIDENT OFFICER
A.Bennett

CHIEF MARSHAL
P.Harding

CHIEF OBSERVER
P.Stenning

RACE RESCUE UNIT/S
750 Motor Club
Phoenix Rescue

COMMENTATOR
I.Sowman

SECRETARY
OF THE MEETING
Robin Knight

MARSHALS
750 Motor Club
BMRMC & friends

BREAKDOWN UNITS
Red Rocket

Saturday

	Practice
1. Formula Vee Championship session A	9.00
2. Formula Vee Championship session B	9.25
3. 750 Formula Championship	9.50
4. 7 Championship / Allcomers	10.15
5. Locost Championship session A	10.40
6. Locost Championship session B	11.05
7. Hot Hatch Championship	11.30
8. Which Kit?Kit Car Championship	

11.55

Races (*= green flag lap)

	Time
1. Formula Vee Championship Heat*	12.20
2. Locost Championship Heat	1.35
3. 750 Formula Championship *	2.00
4. 7 Championship / Allcomers	2.30
5. Formula Vee Championship Final*	3.15
6. Hot Hatch Championship	3.40
7. Which Kit?Kit Car Championship	4.10
8. Locost Championship Final	4.35
9. 7 Championship / Allcomers	5.05

Sunday

	Practice
1. Roadsports Championship	9.00
2. Bike-Sports series	9.25
3. Formula 4 Championship	9.50
4. MGCC BCV8 Championship	10.15
5. MDS Battery RGB Championship	10.40
6. Actman MG Midget Challenge	11.05

Races (*= green flag lap)

	Time
10. Locost Championship Heat	11.30
11. Which Kit?Kit Car Championship	11.55
12. Hot Hatch Championship	12.20
13. Roadsports Championship	1.30
14. Bike-Sports series*	2.00
15. Formula 4 Championship *	2.25
16. MGCC BCV8 Championship *	2.55
17. Locost Championship Final	3.20
18. MDS Battery RGB Championship	3.50
19. Actman MG Midget Challenge *	4.15
20. Bike-Sports*	4.45
21. Formula 4 Championship *	5.10
22. MGCC BCV8 Championship *	5.40

The organisers reserve the right to bring forward the timetable by up to 30 minutes.

Races 1/5

13 mins + 1 lap

750 Motor Club Formula Vee Championship

The 750 Motor Club Formula Vee championship is ideal for beginner and 'expert' alike, looking for competitive single seater racing on a low budget. It has been run by the 750 Motor Club since 1980 and is probably the cheapest way to go single seater racing in the UK. Engine, gearbox and much of the suspension and braking system is from the VW 1300 Beetle and this, along with a Dunlop 'control' tyre puts the emphasis on driver ability to win races.



	No	Name	Car	ccs	Hometown
B	1	Mike Jenvey	Sheane	1300	Bridgnorth
A	2	Jake Oliveira	GAC 01	1300	Brackley
B	5	John Hughes	Leystone AHS	1300	Long Ashton
A	7	Jamie Conyers	GAC 01	1300	Mirfield
B	8	Martyn Donn	Scarab	1300	Salford Priors
A	10	Ian Buxton	GAC01/Daghorn	1300	Leek
B	11	Steve Ough	AHS Challenger	1300	Baildon
A	12	William Burnett	Storm Vee Mk1	1300	Fordcombe
B	16	John Stapleton	Leystone JH002	1300	Crayford
A	19	Tim Probert	Sheane	1300	Richmond
B	21	Niall McCarthy	Scarab Mk II	1300	Bishop Stortford
A	22	Patrick Sherrington	Scarab Mk II/IV	1300	Ascot
B	24	Stephen Glasswell	Storm	1300	Bury St Edmunds
A	25	Ivan Turner	Leystone JH4201	1300	Sidcup
B	27	Paul Moden	GAC	1300	Littleport
A	30	Jon Randall	Kaimann	1300	Stondon Massey
B	31	Paul Smith	GAC 01	1300	Grays
A	33	Sam Oliveira	Sheane	1300	Syresham
B	37	Adrian Weston	Leystone	1300	Farnham
A	39	Peter Gregory	Sheane FV96	1300	Mayland
B	40	Charlie Reilly	Sheane	1300	Wickford
A	42	Ian Ellis	GAC 01	1300	Prestbury
B	43	Neale Hurren	AHS Challenger	1300	London
A	45	Simon Robinson	Sheane Daghorn	1300	Darlington
B	48	Jonathan Bygrave	Sheane	1300	Brentwood
A	49	Richard Honick	Sheane Mk 2	1300	Solihull
B	50	Phil Waterhouse	ARI Mk 4	1300	Yelverton
A	53	John Bowles	Ray F/Vee 97E	1300	Sevenoaks
B	55	Daniel Hands	Leystone AHS	1300	Bicester
A	60	Bob Higgins	Sheane 98	1300	Arundel
B	63	Guy Bellingham	Scarab Mk 2	1300	Aylesbury
A	66	Martin Galpin	Sheane Mk1	1300	Wivenhoe
B	67	Paul Taylor	DW Racing	1300	East Grinstead
A	70	Nick Brown	GAC 01	1300	Orsett Heath
B	81	Peter Cann	Predator	1300	Saxmundham
A	83	Detlef Brehmer	AHS Challenger	1300	Stoney Stanton
B	85	Tony Dowson	Sheane	1300	Blackheath
A	87	Warren Smith	Sheane	1300	London
B	88	David Lavington	Sheane	1300	Mayfield
A	90	Braden Connolly	Sheane 96	1300	Chatteris
B	99	Gethin Jones	Spyder	1300	Sheffield

Practice sessions are per the letter before the car number. From the combined times, the slowest 32 go into Race 1 the remainder into Race 5. The spaces on the back of that grid will be filled by the top finishers in Race 1.

Races 2/8 & 10/17

13 mins + 1 lap

750 Motor Club Locost Championship

The 750 Motor Club Locost Championship is for cars built to the same basic design and using a standard Ford 1300 cc crossflow engine, gearbox and many other standard components. All cars run with a 'control' camshaft from Kent Cams; modifications are limited to a rebore and basic 'blue-printing'. There is also a 'control' tyre, the Yokohama A539. There is free choice of spring rates and anti-roll bars; dampers must be steel-bodied and single-adjustable.



	No	Name	Car	ccs	Hometown
A	1	Brian Mitcham	Locost	1300	Hessett
B	2	Brendan Dudley	Locost	1300	Rosewell
A	4	Martin Gambling	Locost	1300	Leamington Spa
B	15	Nick Lear	Locost	1300	Portishead
A	21	David Canham	Locost	1300	Hertford Heath
B	22	Ed Pither	Locost	1300	
A	23	Pippa Cow	Locost	1300	High Wycombe
B	26	Jamie Robinson	Locost	1300	Bingley
A	27	Declan McDonnell	Locost	1300	Hunsdon
B	32	Paul Cooper	Locost	1300	Wimblebury
A	33	Lee Baverstock	Locost	1300	Wickford
B	34	Matt Cherrington	Locost	1300	Melksham
A	35	Aaron Bailey	Locost	1300	Harbury
B	36	Mark Glover	Locost	1300	Aston on Trent
A	37	Kevin Lucas	Locost	1300	Ilkeston
B	38	Chris Evans	Locost	1300	London
A	41	Brett Townsend	Locost	1300	Princethorpe
B	42	Kelvin Foy	Locost	1300	Padbury
A	43	Mark Barlow	Locost	1300	Brierfield
B	44	Gary Parkes	Locost	1300	Lincoln
A	45	Pat Dudley	Locost	1300	Rosewell
B	47	Robert Palin	Locost	1300	Mancetter
A	48	Paul Bryant	Locost	1300	Taunton
B	54	Alastair Garratt	Locost	1300	Nottingham
A	55	James Hughes	Locost	1300	Sutton
B	57	Nick Day	Locost	1300	Sudbury
A	58	Adam White	Locost	1300	Reddish
B	62	Peter Brown	Locost	1300	Bromham
A	63	Craig Turner	Locost	1300	Hadfield
B	65	Lewis Dallas	Locost	1300	Glasgow
A	66	Spencer Kemsley	Locost	1300	Tilehurst
B	67	Ernie Gushlow	Locost	1300	London
A	73	Mark White	Locost	1300	Stockport
B	75	Glenn Boyer	Locost	1300	Westonzoyland
A	77	James Pinkerton	Locost	1300	Bishops Tachbrook
B	78	Andrew Monk	Locost	1300	Desborough
A	82	Michael Page	Locost	1300	Salisbury
B	83	Paul Presgraves	Locost	1300	Yaxley
A	85	James O'Donnell	Locost	1300	Leeds

Practice Sessions as per the letter before the car number. From the combined sessions the slowest 32 go into Race 2, the remainder into Race 8. The spaces on the back of the grid will be filled by the top finishers in Race 2. For Sunday's races the same procedure follows, using the 2nd fastest time in practice. If the number of entries reduces to 32 or less, there will not be a Heat and Final

Race 3

13 mins + 1 lap

750 Motor Club 750 Formula Championship

750 Formula is for two-seater sports racing cars, introduced by the 750 MC in 1949, as its first racing formula. The regulations provide ample scope for the amateur to design and build his own car, and to develop his skills in chassis / suspension design and engine tuning within carefully controlled limits. There are two engine options, either the highly tuned Reliant 850cc or the unmodified Fiat 'FIRE' 1108cc, the latter introduced in 2003 due to the diminishing supply of spares for the Reliant engine. All cars run on a control Yokohama slick tyre.



No	Cls	Name	Car	ccs	Hometown
1		Mick Harris	Darvi 877	1108	High Wycombe
2		Bob Simpson	SS Fiat	1108	West Drayton
3		Peter Bove	Darvi 88P	1108	Essendon
7		Martin Kemp	Darvi Mk6	1108	Aldershot
8	B	Bill Rutter	Darvi Mk5B	1108	Ravensden
9		Rod Hill	Mystic T4/21	1108	Ashby De La Zouch
10	B	Dick Hartle	Ingham 3 GT	1108	Harvel
17	B	Ian Allen	Marrow	1108	Deeping St Nicholas
25	B	Andrew Lake	Pheonix	1100	Bedford
27	B	Sue Buxton	Darvi Mk5/97	1108	West Malling
33		Dave Robson	SDAR/83	1108	Ashbourne
37	B	Tony Brazier	Brazier Reliant Special	1108	Herne Bay
44	B	David Bass	Time 3B	1108	Redbourn
49	B	Nigel Saunders	TSR Jenicar	850	Tunbridge Wells
55		Roger Rowe	Centaur Mk20	1108	Kidderminster
65	B	Nigel Terry	Darvi Mk5	1108	Sheringham
67	B	Manuel Hughes	KAZ '96	850	Brackley

Races 4 & 9

28 mins + 1 lap

750 Motor Club 7 Championship

Caterham 7 or Lotus 7, in four classes determined by which engine is fitted, as is the car's minimum weight, in order to equalise performance as much as possible within each class. Engine options include Ford 1700 Xflow, Lotus 1600 Twincam, Vauxhall 2-litre, Rover 1400K & 1600K, Superlight-R, Roadsports 1600K, Academy, Graduate and Super Graduate. Some are not permitted any modifications, others are 'full-house'. Control tyres are either the Yokohama AO32R or AO48R.



No	Cls	Name	Car	ccs	Hometown
4	A	Neil Hinson	Caterham R400	1600	Newbury
16	A	David Litchfield	Caterham Superlight	1800	Battersea
21	A	w Dunn	Caterham Superlight	1800	Droitwich
22	A	Carl Woodwiss	Caterham Superlight	1800	Alvechurch
62	A	Matt Shires	Caterham Superlight	1800	South Nutfield
97	A	Peter French	Caterham Superlight	1800	Burnham on Crouch
99	A	Peter Ratcliff	Caterham 7	1800	Leatherhead

The cars below are taking part in a combined Allcomers Race

6		Phil Alcock	Pulsar Blade	919	Kilworth
24		Andy Robinson	Ford XR2	1600	Northumberland
35		Shaun Lynn	Caterham 7	1800	Bognos Regis
36		Kevin Kivlochan	Caterham 7	1800	Bognas Regis
44		Judi Derisley	Fisher Fury	900	Hayling Island
65		Neil Palmer	Stuart Taylor Phoenix	899	Spalding

Races 6 & 12

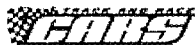
13 mins + 1 lap

Demon Tweaks/Yokohama Hot Hatch Championship

There are three classes which include:- up to 1400cc multi-valve, up to 1600cc two valve and 1601 – 2000cc.

Engines must be the original (type) fitted to the car. Springs and dampers are free, including coil-overs, provided they utilise the original pick-up points. The original gearbox must be used; close-ratio gears are permitted. Final drive ratio is free. LSD or similar is permitted. All cars run on the Yokohama AO32R or AO48R; rim width is free provided they fit within the standard bodywork.

demon tweaks



No	Cls	Name	Car	ccs	Hometown
2	B	Mark Cunningham	Fiesta Sport	1600	Horsham
4	A	Adrian Lowes	Fiesta XR2i	1800	Horsham
6	B	Dave Baseley	Nova GSI	1600	Barwell
21	A	Craig Shepherd	Peugeot 306 Gti	2000	Braintree
22	A	Steve Powlesland	Peugeot 306GTi	2000	Eastleigh
24	B	Andy Robinson	Ford XR2	1600	Cramlington
26	B	Stuart Levers	Honda CRX	1598	Cotgrave
32	B	Richard Walmsley	Peugeot 106 GTi	1600	Dewsbury
33	B	Simon Roe	Honda CRX	1600	Nottingham
43	B	Steve Treen	Peugot 205 Gti	1600	Crediton
54	B	Mark Livens	Honda CRX	1600	Bury St Edmunds
63	A	Brian Cox	Peugeot 206 GTi	2000	Hove
64	A	Mike Webb	Ford Focus	2000	Brighton
65	A	Ilsa Cox	Peugeot 206 GTi	2000	Hove
66	A	Antony Judd	Astra GTE 16v	2000	Stapleton
97	C	Andy McLennan	Suzuki Swift	1300	London Colney

Races 7 & 11

13 mins + 1 lap

750 Motor Club Kit Car Championship

The 750 Motor Club Kit Car Championship is for Genuine 'production' kit cars. Chassis and bodywork materials and the design concept may not be changed. Cars must be capable of passing an MoT test. Engines must be production-car based, with a maximum of 3500cc and a separate class (B) for 1800cc Ford Zetec engines. Multi-valve engines are included within limits & engine tuning is restricted. Gearbox and diff must be from a production car. The control tyre is the Yokohama AO32R/AO48R. Rim width is 6" or 7" depending upon class.



No	Cls	Name	Car	ccs	Hometown
2	A	Gary Goodyear	Raw Striker	1600	Penistone
6	B	Jim Goodwin	Sylva Phoenix	1800	Lichfield
14	A	Bruce Brown	Luego Velocity	2000	Sudbury
16	B	Anton Landon	Westfield SE	1800	Nantwich
17	A	Dave Roberts	Sylva Phoenix	1600	Hull
19	B	Nigel Brown	Sylva Phoenix	1800	Great Barr
20	B	Mark Conroy	Fisher Fury	1800	Sheffield
21	B	Robert Putnam	Procomp LA Gold	1800	Warley
23	B	Tony Southgate	Sylva Phoenix	1800	Abington Park
26	B	Jonathan Weston-Taylor	Fisher Fury	1800	Chesterfield
28	A	Natalie Hardy	Shawspeed SK1.6s	1598	Warlingham
31	B	David Aspden	Sylva Striker	1800	Bradford
32	B	Andrew Ward	Sylva Striker Mk4	1800	Desborough
36	A	Ian Kempson	MK Indy	1600	Minshull Vernon
39	B	Chris Scopes	Procomp	1800	Rotherham
51	B	Paul Harvey	Stuart Taylor Phoenix	1800	Binfield
53	B	Andrew Hiley	Taydec Mk2	1800	Golcar
60	A	Andrew Sterling	Dax Rush	3615	Pennington
62	A	Nic Scott	Sylva Striker Mk2	1698	Twickenham
66	B	Jonathan Christie - Rundle	Sylva Phoenix	1800	Langley
75	A	Matthew Lewis	Razer	3500	Woking
82	B	Rob Johnston	Locost	1800	Porthill

Race 13

13 mins + 1 lap

750 Motor Club Roadsports Championship

If it's a sportscar produced in a reasonable volume, it's probably eligible - there is no more varied a Championship for sportscars in the UK and its split into separate classes based generally on engine capacity/car type. Engine must be original fitment, but crank, rods, pistons, camshaft, induction and exhaust are free; head mods are permitted; add-on forced induction is not permitted. Power outputs will vary between 100bhp in the small class, to getting on for 350+bhp in the big V8s. Transmission must be a production-car gearbox. Close-ratio gears and LSD are permitted, traction control is not.



No	Cls	Name	Car	ccs	Hometown
2	A	Mal Davison	Noble M12 GT 3R	3600	Burntwood
4	B	Alec Livesey	Ginetta G27	1800	St Leonards On Sea
6	B	Jack Towler	Tomikara	1998	Norwich
11	B	Ian White	Renault Spider	1998	Sandwich
22	B	David Dawson	Evante 140TC	1722	Grantham
23	B	Sarah Wherry	Toyota MR2	1587	Grimsbey
31	B	Kif Hopkins	Toyota MR2	1587	Kemsley
33	B	Christopher Dunnett	Toyota MR2	1587	Felixstowe
36	B	Jonathan Grimes	Toyota MR2	1597	Ascot
43	B	Mark Bailey	Honda CRX	1598	Manning Tree
45	B	Peter Scatchard	Toyota MR2	1587	Wantage
50	B	Peter Smith	Ginetta G20	1800	Manningtree
54	B	Robert Dyball	Honda CRX	1600	Bury St Edmunds
55	B	Simon Hepplewhite	Toyota MR2	1587	Linfield
56	B	Patrick Mortell	Toyota MR2 Mk2	1998	Coventry
58	B	Stephen Vince	Toyota MR2 Mk1	1600	Neyland
60	B	Paul Port	Toyota MR2	1998	Sittingbourne
66	B	Matt Jenkins	Toyota MR2	1587	Wickford
71	B	Lydia Austen	Toyota MR2 Mk1	1597	Doddington
76	B	Paul Barber	Toyota MR2 Mk1	1597	Southwold
78	B	George Taylor	Toyota MR2	1587	Pennsylvania

Races 14 & 20

13 mins + 1 lap

750 Motor Club Bike-Sports Series

New for 2005 is the 750 Motor Club's Bike-Sports series, backed by Circuit Driver magazine. The series caters for sports-racing cars of any make, fitted with a production motorbike engine and gearbox. It is divided into classes based upon the engine size, but also includes separate classes for the Radical Clubsport, Sports 1000 and Global Lights B cars.

No	Cls	Name	Car	ccs	Hometown
16	A	Tony Halliwell	Radical Prosport	1300	Bexley
18	D	Neil Boardman	ADR 1000	1000	Doncaster
18	A	David Longstaff	Speads RS05	1300	Gainsborough
20	E	Graham Read	Radical Clubsport	1100	Wellingborough
22	A	Paul Le Maitre	ADR Sports 2	1400	Swindon
29	B	Ake Bornebusch	Global Light GT	998	Churt Farnhan
30	E	Simon Ford	Radical Clubsport	1100	Pershore
31	D	Andrew Strachan	ADR SP1000	1000	Stow On The Wold
32	D	Paul Wilson	ADR Sport 2	1000	Nailsea
46	E	Sheridan Bell	Radical	1100	Skegness
54	B	Oliver Hulme	Sylva Phoenix	996	Crawley Down
60	E	Jon-Paul Ivey	Radical Clubsport	1100	Wolverhampton
67	D	Dave Randall	ADR 1000	987	Rainham
68	A	Nicola Bernans	Radical SR3	1500	Horsley
77	A	Warwick Barnes	ADR Sport 2	1200	Rotherfield
79	B	Jon Lee	Lynx LR1	1000	Northampton

Circuit Driver
www.circuitdriver.com




Races 15 & 21

18 mins + 1 lap

750 Motor Club Formula 4 Championship

Single seaters running in 5 classes.
 Class A: Cars built after 1/1/95.
 Class B: 1/1/90 - 31/12/04.
 Class C: 1/1/83 - 31/12/89.
 Class D: pre 1.1.83.
 Class E: Pre '01 Ford Zetec.
 Engines: Ford CVH, Ford 1800 Zetec in both FF Zetec and modified form, motorcycle engines, Pinto & VW Polo.
 All classes are limited to 4-speed (or standard box in the bike-engined cars) plus mandatory reverse; these are racing gearboxes with freedom of choice of ratios. Avon control compound slicks; wets are free.

No	Cls	Name	Car	ccs	Hometown
2	A	Barry Pritchard	Van Diemen RF01/4	1800	Attleborough
4	A	Damon Bland	Mygale US2000	1800	Teddington
6	A	David Longstaff	Speads RM04	1000	Scotter
12	E	Malcolm Scott	Van Diemen RF2000	1800	Upminster
15	E	Chris Timms	Van Diemen 96	1800	Tamworth
18	E	Ian Del-Pizzo	Mygale SJ98	1800	Addlestone
21	C	Clive Yorath	Reynard SF84	1000	Cheltenham
22	A	Tim Harmer	Revelation	750	Bradford
23	A	Nick Barnett	Mygale US FF00	1600	Great Chart
25	E	Peter Allen	Van Diemen RF00Z	1800	Brentwood
30	A	Steve Patania	Van Dieman Comtec	1800	Doncaster
31	A	Philip Barak	Van Dieman RF99	2000	Oxon
32	A	Chris Lewis	Comtec F4	1800	Bedale
34	E	Jennifer Scott	Van Diemen 95	1800	Upminster
42	C	Richard Hypher	Van Dieman 86	1600	Wantage
44	C	John Bentley	Revelation	750	Ikley
61	B	Chris Kite	Dallara	1800	Bracknell
71	I	Andy Woolley	Vauxhall Lotus	1998	Coulsdon
74	B	Kelvin Laidlaw	Van Diemen RF90	1600	Worcester
88	A	Graham Hills	Revelation	750	Teddington
99	B	Charles Adrian	Van Diemen RF93	1800	Ockeridge



Races 16 & 22

13 mins + 1 lap

Peter Best MGCC BCV8 Championship

The MGCC BCV8 Championship, sponsored by Peter Best Insurance Services, was created in 1977 to attract owners of MGB/CV8s onto the circuits. The regulations are designed to give every class an equal opportunity of overall success in the championship. Classes are: A - standard MGB/GT, MGC/GT; AB - FiA homologated MGB; B - road modieid MGB/GT, MGC/GT, MGBGTV8 and RV8; C - full race MGB/GT and MGC/GT; D - full race MGBGTV8.

No	Cls	Name	Car	ccs	Hometown
1	B	James Wheeler	MGB Roadster	1950	Knebworth
3	A	Rob Muir	MGB Roadster	1860	Colchester
8	A	Ken Deamer	MGB Roadster	1800	Wilmington
9	A	Stephen Okines	MBB GT	1800	Hatfield
16	AB	Bob Luff	MG B	1840	Oxon
18	AB	Lew Bergonzi	MG B Roadster	1800	Solihull
22	AB	Tom Smith	MG B Roadster	1840	Bovington
23	A/B	Dawn-Marie Cox	MG B	1840	Winchester
31	B	Jonnie Wheeler	MGB Roadster	1950	Knebworth
32	B	Rob Huff	MGB Roadster	1950	Cambridge
33	B	Max Cawthorn	MGB	1950	March
34	B	Brian Cakebread	M G B Roadstar	1950	Wargrave
37	B	Barry Holmes	MGB GT V8	3528	Beckenham
44	B	Peter Samuels	MGB Roadster	1950	Reigate
52	B	Spencer McCarthy	MGB Roadster	1950	Banstead
53	B	Kevin Swann	MG B	1950	March
54	B	Terry Holmes	MG BG V8	3500	Leigh
58	B	Ian Prior	MG BGT	1950	Benson
61	B	David Hill	MG MGT V8	3500	Stowmarket
62	B	Neil Cawthorn	MG B Roadster	1840	March
70	B	Russell McCarthy	MGB Roadster	1950	Banstead
75	C	Martin Hall	MGB	3900	Worksop
77	C	Paul Audley	MG B GT V8	3948	Ipswich
78	C	Joe Parrington	MGB GT V8	3900	Deneside
80	C	Paul White	MGB GTV8	3528	Hitchin
81	C	Adrian Beer	MGB GT	3500	Houghton
92	D	Roy McCarthy	MGB GT V8	3900	Banstead
93	D	Tom Stewart	MGB GT	3900	Sunderland
95	D	Brian Halford	MGB GT V8	3900	Northampton
98	D	Steve Williams	MGB Roadster V8	3900	Burnham

Rounds 11 & 12 of the BCV8 Championship are supported by

Beer of Houghton

Class A	Rob Muir	106.5	Ken Deamer	97.0	Brian Smethurst	47.0
Class AB	Tom Smith	56.0	Paul White	36.5	Dawn Marie Cox	35.5
Class B	Russell McCarthy	110.5	Spencer McCarthy	101.5	Brian Cakebread	64.0
Class C	Adrian Beer	111.5	Joe Parrington	94.0	Andy Young	65.5
Class D	Tom Stewart	104.5	Steve Williams	103.5	Roy McCarthy	59.0

Race 18

13 mins + 1 lap

MDS Battery RGB Championship

First introduced in 2001, this Championship is for two-seater cars which must be capable of passing an MOT. Cars may be constructed specifically for the series or may be one of the many motorcycle engined cars currently available. The engines must be series-production four-stroke units and may not be modified from standard; they run in three classes; standard Fireblade engined kit cars (class C), up to 145 bhp (class B), 146 to 180 bhp and all rear-engined cars (class A). Control tyre is the Yokohama AO48R.



No	Cls	Name	Car	ccs	Hometown
2	A	Andy Charsley	Westfield Hyabusa	1300	Bromley
7	C	Tim Evans	Phoenix	919	Preston
10	A	James Johnson	Fisher fury	1299	Corsham
11	C	Mike Atkinson	Stuart Taylor Phoenix	919	Hull
16	C	Phil Alcock	Pulsar Blade	919	Kilworth
21	A	Darcy Smith	Radical SR4	1300	Sandford
22	A	Jonathan Wright	Radical SR4	1300	Swaffham Bulbeck
23	C	Chris Seaman	Fisher Fury	919	Brayton
24	A	Paul Haynes	Stuart Taylor Phoenix	1000	Spaldwick
25	C	John Cutmore	Westfield Megablade	919	Bury St Edmunds
27	A	Martin Brooks	Stuart Taylor Phoenix	1200	Ealing
28	C	Peter Isherwood	Sylva Phoenix	919	Edgworth
30	C	David Wale	Fisher Fury	919	Amersham
31	C	Matt Rowe	Fisher Fury	919	Winchester
32	C	Jonathan Thackray	Fisher Fury	919	Wingerworth
34	C	Colin Duce	Fisher Fury	893	Maidstone
36	C	Henry Carr	Fisher Fury	919	Chappel Allerton
38	C	Ian Gray	Stuart Taylor Phoenix	1000	Ilkeston
40	C	Lindsay Pointon	Fisher Fury	919	Barwell
41	A	Neil Constable-Berry	Fisher Fury	1137	Horsford
43	C	Simon Mayne	MK Indy	919	North Allerton
44	C	Judi Derisley	Fisher Fury	900	Hayling Island
46	C	John Goodwin	Stuart Taylor Phoenix	900	Mosborough
50	C	Tim Hoverd	Fisher Fury	919	Fulbourn
52	A	Rob Baldwin	BDN S2	1200	Ash
57	C	Steve Savage	Stuart Taylor Phoenix	919	Bury St Edmunds
61	B	Mike Allen	Tiger Avon	1127	Cambridge
63	C	Colin Chapman	Fisher Fury	919	Eckington
65	B	Neil Palmer	Stuart Taylor Phoenix	899	Spalding
69	C	Dustin Barnes	Fisher Fury	919	Heathfield
71	A	Tim Pell	Genesis EVO	1200	Bradford
75	A	Gordon Griffin	T5 Mission	1200	South Croydon

MDS

Race 19

13 mins + 1 lap

Actman Eyewear MG Midget Challenge

The Actman Eyewear MG Midget Challenge

is run by the MGCC and was started in 1977.

Eligible cars include all models of MG Midget and Austin Healey Sprite, plus the 'historic' bodied versions such as Ashley, Lenham, Sebring, Speedwell and WSM.

The championship is split into 3 classes, with varying amounts of modifications.

Group A: Fully modified cars running on slicks up to 10" width.

Group B: Race modified cars running with standard shape bodywork and slicks up to 6" width.

Group C: Road going cars, with limited engine and bodywork modifications, all running Bridgestone tyres on 5" wide rims.

No	Cls	Name	Car	ccs	Hometown
3	B	Mark Turner	AH Frogeye Sprite	1380	Leamington Spa
9	B	Carl Edmondson	MG Midget	1400	Leeds
10	B	Andrew Actman	A/Healey Sprite	1380	Beckenham
12	B	Ian Woodbridge	MG Midget	1300	Maidenhead
22	B	William Smallridge	MG Midget	1380	Eversholt
33	C	David Pymm	MG Midget	1275	Flackwell Heath
38	C	Nigel Barker	MG Midget	1330	Cleckheaton
41	C	John Collinson	MG Midget	1340	Ivybridge
43	C	Tim Rhodes	Austin Healey Sprite	1330	Wolverhampton
44	C	Peter Collinson	MG Midget	1340	Exeter
61	A	Edward Reeve	MG Midget	1486	London
62	A	Richard Perry	MG Midget	1460	Sevenoaks
63	A	Tim Storrar	Austin Healey Sprite	1460	Pershore
71	A	Gil Duffy	A/H Frogeye Sprite	1460	Malvern

A n d r e w a c t m a n[®]



750 Motor Club Formula Vee

Provisional Results - Race 1 - Heat

Pl	No	Cl	Name	Car	Laps	Time	Behind	MPH	Best Lap on	MPH
1	33	FV	Sam OLIVEIRA	Royale RP26	5	6:52.50		85.18	1:20.68	4 87.10
2	45	FV	Simon ROBINSON	Sheane Daghorn	5	6:54.87	2.37	84.69	1:21.23	4 86.51
3	5	FV	John HUGHES	Leystone	5	6:55.07	2.57	84.65	1:20.71	4 87.07
4	22	FV	Patrick SHERRINGTON	Scarab Mk II/IV	5	7:02.88	10.38	83.09	1:21.37	4 86.36
5	63	FV	Guy BELLINGHAM	Scarab Mk 2	5	7:03.15	10.65	83.03	1:22.24	4 85.45
6	60	FV	Bob HIGGINS	Sheane 98	5	7:06.60	14.10	82.36	1:22.73	2 84.94
7	11	FV	Steve OUGH	AHS Challenger	5	7:06.89	14.39	82.31	1:22.94	4 84.73
8	66	FV	Martin GALPIN	Sheane Mk1	5	7:11.27	18.77	81.47	1:23.06	4 84.60
9	87	FV	Warren SMITH	Storm	5	7:11.88	19.38	81.36	1:21.84	5 85.87
10	42	FV	Ian ELLIS	GAC 01	5	7:12.03	19.53	81.33	1:23.02	4 84.64
11	24	FV	Stephen GLASSWELL	Storm	5	7:16.04	23.54	80.58	1:21.43	4 86.30
12	30	FV	Jon RANDALL	Kaimann	5	7:18.65	26.15	80.10	1:24.26	4 83.40
13	19	FV	Tim PROBERT	AHS Challenger	5	7:18.66	26.16	80.10	1:22.56	4 85.12
14	85	FV	Tony DOWSON	Sheane	5	7:20.97	28.47	79.68	1:23.93	4 83.73
15	70	FV	Nick BROWN	GAC 01	5	7:22.20	29.70	79.46	1:24.37	5 83.29
16	48	FV	Jonathan BYGRAVE	Sheane	5	7:24.50	32.00	79.05	1:25.75	3 81.95
17	40	FV	Charlie REILLY	Sheane	5	7:24.60	32.10	79.03	1:24.84	4 82.83
18	25	FV	Ivan TURNER	Leystone JH4201	5	7:25.19	32.69	78.92	1:25.87	5 81.84
19	21	FV	Niall McCARTHY	Scarab Mk II	5	7:26.60	34.10	78.67	1:24.96	5 82.71
20	53	FV	John BOWLES	Ray 97E	5	7:29.86	37.36	78.10	1:22.88	3 84.79
21	37	FV	Adrian WESTON	Leystone	5	7:29.92	37.42	78.09	1:26.54	3 81.20
22	99	FV	Gethin JONES	Spyder	5	7:31.70	39.20	77.79	1:24.17	3 83.49
23	94	FV	Peter BELSEY	Scarab Mk2	5	7:33.00	40.50	77.56	1:25.41	5 82.28
24	67	FV	Paul TAYLOR	DW Racing	5	7:33.12	40.62	77.54	1:26.26	3 81.47
25	83	FV	Detlef BREHMER	AHS Challenger	5	7:48.24	55.74	75.04	1:29.80	3 78.25
26	90	FV	Braden CONNOLLY	Sheane 96	5	8:12.78	1:20.28	71.30	1:25.95	3 81.76
Not-Classified										
88	FV	David LAVINGTON	Sheane		1	1:33.07	DNF	75.50		0 0.00
49	FV	Richard HONICK	Sheane Mk 2		1	1:36.66	DNF	72.70		0 0.00
50	FV	Phil WATERHOUSE	ARI Mk 4		1	1:50.05	DNF	63.85		0 0.00
16	FV	John STAPLETON	Leystone JH002		1	1:52.66	DNF	62.38		0 0.00
Non-Starters										
43	FV	Neale HURREN	AHS Challenger							
81	FV	Peter CANN	Predator							
Fastest Lap										
33	FV	Sam OLIVEIRA	Royale RP26						1:20.68	4 87.10

No 43 - took original start but completed 0 laps.

Start Time : 12:16

Snetterton

08 Oct 05 12:26

Clerk of Course:

Time Issued:

Chief Timekeeper:

THESE RESULTS REMAIN PROVISIONAL FOR A MINIMUM OF 30 MINUTES FROM THE TIME OF ISSUE

Results produced on HS Sports Timing and Results Systems



750 Motor Club Locost

Provisional Results - Race 2 - Heat

PI	No	CI	Name	Car	Laps	Time	Behind	MPH	Best Lap on	MPH
1	57	LC	Nick DAY	Locost	10	15:25.33		75.94	1:31.23	4 77.03
2	15	LC	Nick LEAR	Locost	10	15:25.70	0.37	75.91	1:31.05	6 77.18
3	26	LC	Jamie ROBINSON	Locost	10	15:31.37	6.04	75.45	1:30.59	5 77.57
4	54	LC	Alastair GARRATT	Locost	10	15:33.55	8.22	75.27	1:30.25	3 77.86
5	83	LC	Paul PRESGRAVES	Locost	10	15:34.60	9.27	75.19	1:31.59	3 76.72
6	47	LC	Robert PALIN	Locost	10	15:38.40	13.07	74.88	1:31.93	10 76.44
7	82	LC	Michael PAGE	Locost	10	15:44.75	19.42	74.38	1:32.14	6 76.27
8	66	LC	Spencer KEMSLEY	Locost	10	15:44.94	19.61	74.37	1:30.17	5 77.93
9	37	LC	Kevin LUCAS	Locost	10	15:46.17	20.84	74.27	1:30.50	5 77.65
10	43	LC	Mark BARLOW	Locost	10	15:58.51	33.18	73.31	1:33.31	7 75.31
11	58	LC	Adam WHITE	Locost	10	15:58.77	33.44	73.29	1:33.57	8 75.10
12	55	LC	James HUGHES	Locost	10	15:58.97	33.64	73.28	1:33.50	4 75.16
13	36	LC	Mark GLOVER	Locost	10	15:59.33	34.00	73.25	1:32.15	10 76.26
14	35	LC	Aaron BAILEY	Locost	10	16:01.91	36.58	73.05	1:32.96	5 75.59
15	23	LC	Pippa COW	Locost	10	16:02.82	37.49	72.99	1:33.70	3 75.00
16	75	LC	Glenn BOYER	Locost	10	16:15.73	50.40	72.02	1:35.19	3 73.82
17	77	LC	James PINKERTON	Locost	10	16:16.00	50.67	72.00	1:34.62	8 74.27
18	51	LC	Douglas HANNAH	Locost	10	16:18.90	53.57	71.79	1:34.61	4 74.28
19	44	LC	Gary PARKES	Locost	10	16:20.75	55.42	71.65	1:33.29	4 75.33
20	48	LC	Paul BRYANT	Locost	10	16:22.96	57.63	71.49	1:34.89	3 74.06
21	63	LC	Craig TURNER	Locost	10	16:27.96	1:02.63	71.13	1:34.75	8 74.17
22	85	LC	James O'DONNELL	Locost	10	16:31.12	1:05.79	70.90	1:35.33	7 73.71
23	73	LC	Mark WHITE	Locost	10	16:39.75	1:14.42	70.29	1:34.74	4 74.17
24	42	LC	Kelvin FOY	Locost	10	16:49.25	1:23.92	69.63	1:38.57	5 71.29
25	67	LC	Ernie GUSHLOW	Locost	9	16:40.54	1 Lap	63.21	1:41.73	5 69.08
26	62	LC	Pete BROWN	Locost	8	17:03.90	2 Laps	54.91	1:39.61	3 70.55
Not-Classified										
4	LC	Martin GAMBLING	Locost	8	12:28.52	DNF	75.11	1:30.56	3 77.60	
22	LC	Ed PITHER	Locost	6	9:51.88	DNF	71.24	1:35.15	4 73.85	
32	LC	Paul COOPER	Locost	1	1:45.60	DNF	66.55		0 0.00	
21	LC	David CANHAM	Locost	0		Starter	0			
Non-Starters										
38	LC	Chris EVANS	Locost							
78	LC	Andrew MONK	Locost							
Fastest Lap										
66	LC	Spencer KEMSLEY	Locost					1:30.17	5 77.93	

Start Time : 13:23

Snetterton

08 Oct 05 13:44

Clerk of Course:

Time Issued:

13:51



750 Motor Club 750 Formula

Provisional Results - Race 3

Pl	No	Cl	Name	Car	Laps	Time	Behind	MPH	Best Lap on	MPH
1	1	F7	Mick HARRIS	Darvi 877	11	15:38.19		82.39	1:23.50	9 84.16
2	2	F7	Bob SIMPSON	SS Fiat	11	15:39.72	1.53	82.26	1:23.40	9 84.26
3	55	F7	Roger ROWE	Centaur Mk20	11	16:04.24	26.05	80.17	1:25.59	7 82.10
4	33	F7	Dave ROBSON	SDAR/83	11	16:06.05	27.86	80.02	1:24.90	10 82.77
5	3	F7	Peter BOVE	ADR 750	11	16:08.72	30.53	79.80	1:26.66	10 81.09
6	7	F7	Martin KEMP	Darvi Mk6	11	16:10.57	32.38	79.64	1:26.86	10 80.90
7	27	F7B	Sue BUXTON	Darvi Mk5/97	11	16:25.33	47.14	78.45	1:28.27	10 79.61
8	17	F7B	Ian ALLEN	Marrow	11	16:27.88	49.69	78.25	1:27.77	11 80.06
9	8	F7B	Bill RUTTER	Darvi Mk5B	11	16:41.01	1:02.82	77.22	1:29.16	7 78.82
10	21	F7	Paul MORRIS	Darvi 92J	10	15:52.91	1 Lap	73.74	1:32.63	7 75.86
11	25	F7B	Andrew LAKE	Pheonix	10	16:00.71	1 Lap	73.15	1:33.55	4 75.12
12	49	F7B	Nigel SAUNDERS	TSR Jenicar	10	17:03.49	1 Lap	68.66	1:38.13	9 71.61
13	44	F7B	David BASS	Time 3B	10	17:08.63	1 Lap	68.32	1:39.42	5 70.68
14	37	F7B	Tony BRAZIER	Brazier Reliant Special	9	17:17.02	2 Laps	60.99	1:51.60	9 62.97

Not-Classified

10	F7B	Dick HARTLE	Ingham 3 GT	8	12:27.12	DNF	75.25	1:31.65	7 76.67
65	F7B	Nigel TERRY	Darvi Mk5	0		Starter	0		
9	F7	Rod HILL	Mystic T4/21	0		Starter	0		

Fastest Lap

2	F7	Bob SIMPSON	SS Fiat					1:23.40	9 84.26
17	F7B	Ian ALLEN	Marrow					1:27.77	11 80.06

Start Time : 13:50

Snetterton

08 Oct 05 14:08

Clerk of Course:

Time Issued:

14:17

Chief Timekeeper:



750 Motor Club 7s & Allcomers

Provisional Results - Race 4

Pl	No	Cl	Name	Car	Laps	Time	Behind	MPH	Best Lap on	MPH
1	69	AC	Ian BANKHURST	Radical Clubsport SR4	23	29:29.28		91.35	1:10.98	18 99.00
2	99	7A	Peter RATCLIFF	Caterham 7	23	29:37.58	8.30	90.92	1:16.06	6 92.39
3	16	7A	David LITCHFIELD	Caterham Superlight	23	29:48.88	19.60	90.35	1:16.44	11 91.93
4	4	7A	Nell HINSON	Caterham R400	23	29:49.11	19.83	90.34	1:16.17	14 92.26
5	21	7A	Keith DUNN	Caterham Superlight	23	29:52.14	22.86	90.19	1:16.84	22 91.45
6	10	AC	James JOHNSON	Fisher Fury	23	30:09.51	40.23	89.32	1:17.17	15 91.06
7	62	7A	Matt SHIRES	Caterham Superlight	23	30:25.37	56.09	88.54	1:17.65	18 90.50
8	22	7A	Carl WOODWISS	Caterham Superlight	23	30:25.65	56.37	88.53	1:17.67	18 90.48
9	34	AC	Paul HAYNES	Stuart Taylor Phoenix	22	29:52.67	1 Lap	86.24	1:19.61	17 88.27
10	46	AC	John GOODWIN	Stuart Taylor Phoenix	22	30:17.45	1 Lap	85.06	1:21.14	15 86.61
11	97	7A	Peter FRENCH	Caterham Superlight	22	30:21.07	1 Lap	84.89	1:19.59	16 88.29
12	50	AC	Tim HOVERD	Fisher Fury	22	30:45.72	1 Lap	83.76	1:22.23	17 85.46
13	63	AC	Colin CHAPMAN	Fisher Fury	21	29:32.48	2 Laps	83.26	1:22.03	12 85.67
14	6	AC	Phil ALCOCK	Pulsar blade	21	30:09.43	2 Laps	81.56	1:23.85	9 83.81
15	65	AC	Nell PALMER	Stuart Taylor Phoenix	21	30:42.10	2 Laps	80.11	1:25.67	4 82.03
16	36	AC	Kevin KIVLOCHAN	Caterham 7	20	29:33.35	3 Laps	79.25	1:24.44	18 83.22
17	44	AC	Judi DERISLEY	Fisher Fury	20	29:59.00	3 Laps	78.12	1:26.97	19 80.80
18	38	AC	Ian GRAY	Stuart Taylor Phoenix	19	29:39.83	4 Laps	75.02	1:22.32	11 85.36
Not-Classified										
	75	AC	Gordon GRIFFIN	T5 Mission	21	28:37.58	DNF	85.918	1:15.73	10 92.79
	24	AC	Andy ROBINSON	Ford Escort XR2	11	16:06.99	DNF	79.938	1:23.30	4 84.36
	26	AC	Jack TOWLER	Tomikara	5	7:12.71	DNF	81.2	1:23.02	4 84.64

Fastest Lap

69	AC	Ian BANKHURST	Radical Clubsport SR4	1:10.98	18 99.00
99	7A	Peter RATCLIFF	Caterham 7	1:16.06	6 92.39

Start Time : 14:17

Snetterton

08 Oct 05 14:48

Clerk of Course:

Time Issued:

15:47

Chief Timekeeper:



750 Motor Club Formula Vee

Provisional Results - Race 5 - Final

PI	No	CI	Name	Car	Laps	Time	Behind	MPH	Best Lap on	MPH
1	2	FV	Jake OLIVEIRA	GAC 01	7	9:22.19		87.50	1:18.44	5 89.59
2	1	FV	Mike JENVEY	Sheane	7	9:22.47	0.28	87.45	1:18.57	4 89.44
3	8	FV	Martyn DONN	Scarab	7	9:27.59	5.40	86.67	1:19.74	7 88.13
4	31	FV	Paul SMITH	GAC 02	7	9:29.35	7.16	86.40	1:19.52	7 88.37
5	27	FV	Paul MODEN	GAC	7	9:29.36	7.17	86.40	1:19.81	3 88.05
6	10	FV	Ian BUXTON	GAC01/Daghorn	7	9:29.71	7.52	86.34	1:19.81	2 88.05
7	33	FV	Sam OLIVEIRA	Royale RP26	7	9:30.04	7.85	86.29	1:19.79	3 88.07
8	7	FV	Jamie CONYERS	GAC 01	7	9:38.22	16.03	85.07	1:20.61	5 87.18
9	22	FV	Patrick SHERRINGTON	Scarab Mk II/IV	7	9:38.39	16.20	85.05	1:20.43	5 87.37
10	55	FV	Daniel HANDS	Leystone AHS	7	9:39.14	16.95	84.94	1:20.78	3 86.99
11	19	FV	Tim PROBERT	GAC	7	9:46.84	24.65	83.82	1:20.97	6 86.79
12	5	FV	John HUGHES	Leystone	7	9:46.99	24.80	83.80	1:20.79	6 86.98
13	63	FV	Guy BELLINGHAM	Scarab Mk 2	7	9:47.27	25.08	83.76	1:20.53	6 87.26
14	24	FV	Stephen GLASSWELL	Storm	7	9:49.89	27.70	83.39	1:21.40	7 86.33
15	60	FV	Bob HIGGINS	Sheane 98	7	9:50.72	28.53	83.27	1:21.58	7 86.14
16	66	FV	Martin GALPIN	Sheane Mk1	7	9:51.00	28.81	83.23	1:21.72	7 85.99
17	45	FV	Simon ROBINSON	Sheane Daghorn	7	9:53.93	31.74	82.82	1:20.67	3 87.11
18	53	FV	John BOWLES	Ray 97E	7	10:01.71	39.52	81.75	1:22.75	6 84.92
19	70	FV	Nick BROWN	GAC 01	7	10:02.15	39.96	81.69	1:23.33	2 84.33
20	85	FV	Tony DOWSON	Sheane	7	10:03.04	40.85	81.57	1:22.93	7 84.74
21	30	FV	Jon RANDALL	Kaimann	7	10:03.09	40.90	81.56	1:23.75	3 83.91
22	25	FV	Ivan TURNER	Leystone JH4201	7	10:07.92	45.73	80.92	1:23.09	4 84.57
23	21	FV	Niall McCARTHY	Scarab Mk II	7	10:10.06	47.87	80.63	1:23.87	7 83.79
24	48	FV	Jonathan BYGRAVE	Sheane	7	10:10.34	48.15	80.60	1:23.38	4 84.28
25	40	FV	Charlie REILLY	Sheane	7	10:11.59	49.40	80.43	1:24.56	7 83.10
26	99	FV	Gethin JONES	Spyder	7	10:22.57	1:00.38	79.01	1:23.99	6 83.67
27	37	FV	Adrian WESTON	Leystone	7	10:24.61	1:02.42	78.75	1:26.01	6 81.70

Not-Classified

42	FV	Ian ELLIS	GAC 01	7	9:55.30	DNF	82.63	1:22.50	7 85.18
12	FV	William BURNETT	Storm Vee Mk1	4	5:37.21	DNF	83.36	1:21.18	3 86.56
94	FV	Peter BELSEY	Scarab Mk2	3	4:36.16	DNF	76.34	1:25.51	3 82.18
87	FV	Warren SMITH	Storm	1	1:34.44	DNF	74.41		0 0.00
11	FV	Steve OUGH	AHS Challenger	1	1:35.34	DNF	73.71		0 0.00

Fastest Lap

2	FV	Jake OLIVEIRA	GAC 01					1:18.44	5 89.59
---	----	---------------	--------	--	--	--	--	---------	---------

Red flag after leader had completed 8 laps - result declared on 7 laps. 42 not running at time of re

Start Time : 15:00

Snetterton

08 Oct 05 15:15

Clerk of Course:

Time Issued:

15:47

Chief Timekeeper:



Demon Tweeks / Yokohama Hot Hatch

Provisional Results - Race 6

Pl	No	Cl	Name	Car	Laps	Time	Behind	MPH	Best Lap on	MPH
1	21	HHA	Craig SHEPHERD	Peugeot 306 GTi	7	9:43.15		84.35	1:21.82	2 85.89
2	22	HHA	Steve POWLESLAND	Peugeot 306 GTi	7	9:46.95	3.80	83.81	1:22.22	3 85.47
3	2	HHB	Mark CUNNINGHAM	Fiesta Sport	7	9:47.33	4.18	83.75	1:22.24	3 85.45
4	24	HHB	Andy ROBINSON	Ford XR2	7	9:48.92	5.77	83.53	1:22.66	4 85.01
5	64	HHA	Mike WEBB	Ford Focus	7	9:52.20	9.05	83.06	1:22.74	2 84.93
6	63	HHA	Brian COX	Peugeot 206 GTI	7	9:59.48	16.33	82.06	1:23.49	3 84.17
7	66	HHA	Antony JUDD	Astra GTE 16v	7	10:04.87	21.72	81.32	1:24.38	5 83.28
8	62	HHB	Cliff PELLIN	Fiesta XR2	7	10:05.45	22.30	81.25	1:24.52	4 83.14
9	97	HHC	Andy McLENNAN	Suzuki Swift	7	10:14.11	30.96	80.10	1:23.74	7 83.92
10	10	HHB	Leslie OTT	Vauxhall Nova	7	10:19.42	36.27	79.41	1:26.13	7 81.59
11	26	HHB	Stuart LEVERS	Honda CRX	7	10:36.55	53.40	77.28	1:28.19	5 79.68
12	33	HHB	Simon ROE	Honda CRX	7	10:40.67	57.52	76.78	1:27.13	5 80.65
13	43	HHB	Steve TREEN	Honda CRX	7	10:41.03	57.88	76.74	1:25.98	7 81.73

Not-Classified

32	HHB	Richard WALMSLEY	Citroen 106 GTI	7	10:22.07	DNF	79.08	1:26.33	4 81.40
23	HHB	Steve WOOD	Honda CRX	4	6:27.00	DNF	72.63	1:32.84	4 75.69
4	HHA	Adrian LOWES	Fiesta XR2	3	6:37.68	DNF	53.01	1:32.08	2 76.32
6	HHB	Dave BASELEY	Vauxhall Nova	1	1:36.60	DNF	72.75		0 0.00

Non-Starters

54	HHB	Mark LIVENS	Honda CRX
65	HHA	Ilsa COX	Peugeot 206 GTI

Fastest Lap

21	HHA	Craig SHEPHERD	Peugeot 306 GTi	1:21.82	2 85.89
2	HHB	Mark CUNNINGHAM	Fiesta Sport	1:22.24	3 85.45
97	HHC	Andy McLENNAN	Suzuki Swift	1:23.74	7 83.92

Red flag sfter leader had completed 8 laps - result @ 7 laps. No 32 not running at time of RF



Which Kit? Kit Cars

Provisional Results - Race 7

Pl	No	Cl	Name	Car	Laps	Time	Behind	MPH	Best Lap on	MPH
1	60	KCA	Andrew STERLING	Dax Rush	11	14:44.04		87.44	1:18.44	5 89.59
2	75	KCA	Matthew LEWIS	Razer	11	14:52.39	8.35	86.62	1:19.97	3 87.87
3	53	KCB	Andrew HILEY	Taydec Mk2	11	15:06.11	22.07	85.31	1:20.99	9 86.77
4	2	KCA	Gary GOODYEAR	Raw Striker	11	15:06.28	22.24	85.29	1:20.68	9 87.10
5	20	KCB	Mark CONROY	Fisher Fury	11	15:18.13	34.09	84.19	1:22.20	10 85.49
6	31	KCB	David ASPDEN	Sylva Striker	11	15:30.19	46.15	83.10	1:23.01	11 84.65
7	32	KCB	Andrew WARD	Sylva Striker Mk4	11	15:30.53	46.49	83.07	1:22.86	11 84.81
8	26	KCB	Jonathan WESTON-TAYLOR	Fisher Fury	11	15:46.86	1:02.82	81.64	1:23.82	10 83.84
9	62	KCA	Nic SCOTT	Sylva Striker Mk2	11	15:48.47	1:04.43	81.50	1:23.88	9 83.78
10	66	KCB	Jonathan CHRISTIE-RUNDLE	Sylva Phoenix	11	15:49.78	1:05.74	81.39	1:22.06	9 85.63
11	51	KCB	Paul HARVEY	Stuart Taylor Phoenix	11	15:53.25	1:09.21	81.09	1:24.07	9 83.59
12	39	KCB	Chris SCOPES	Procomp	11	15:53.93	1:09.89	81.03	1:24.02	5 83.64
13	21	KCB	Robert PUTNAM	Procomp LA Gold	11	16:04.65	1:20.61	80.13	1:24.02	9 83.64
14	16	KCB	Anton LANDON	Westfield SE	10	14:46.45	1 Lap	79.27	1:24.54	9 83.12
15	36	KCA	Ian KEMPSON	MK Indy	10	14:49.40	1 Lap	79.01	1:25.72	6 81.98
16	28	KCA	Natalie HARDY	Shawspeed SK1.6s	9	14:53.53	2 Laps	70.78	1:36.26	7 73.00
Not-Classified										
17	KCA	Dave ROBERTS	Sylva Phoenix	7	12:05.37	DNF	67.81	1:36.12	3	73.11
14	KCA	Bruce BROWN	Luego Locost	1	2:39.20	DNF	44.14		0	0.00
19	KCB	Nigel BROWN	Sylva Phoenix	0		Starter	0			
82	KCB	Rob JOHNSTON	Locost	0		Starter	0			
Fastest Lap										
60	KCA	Andrew STERLING	Dax Rush					1:18.44	5	89.59
53	KCB	Andrew HILEY	Taydec Mk2					1:20.99	9	86.77

Start Time: 15:46

Snetterton

08 Oct 05 16:02

Clerk of Course:

Time Issued:

Chief Timekeeper:

16:08



750 Motor Club Locost

Provisional Results - Race 8 - Final

Pl	No	Cl	Name	Car	Laps	Time	Behind	MPH	Best Lap on	MPH
1	27	LC	Declan McDONNELL	Locost	10	15:07.97		77.39	1:29.49	4 78.52
2	33	LC	Lee BAVERSTOCK	Locost	10	15:08.20	0.23	77.38	1:28.50	3 79.40
3	1	LC	Brian MITCHAM	Locost	10	15:14.75	6.78	76.82	1:30.02	4 78.06
4	54	LC	Alastair GARRATT	Locost	10	15:16.48	8.51	76.68	1:30.06	9 78.03
5	2	LC	Brendan DUDLEY	Locost	10	15:16.82	8.85	76.65	1:29.62	9 78.41
6	57	LC	Nick DAY	Locost	10	15:18.01	10.04	76.55	1:29.75	9 78.30
7	15	LC	Nick LEAR	Locost	10	15:18.21	10.24	76.53	1:29.37	9 78.63
8	47	LC	Robert PALIN	Locost	10	15:18.47	10.50	76.51	1:29.59	9 78.44
9	34	LC	Matt CHERRINGTON	Locost	10	15:21.51	13.54	76.26	1:30.01	5 78.07
10	37	LC	Kevin LUCAS	Locost	10	15:29.36	21.39	75.61	1:29.54	3 78.48
11	26	LC	Jamie ROBINSON	Locost	10	15:43.50	35.53	74.48	1:31.08	4 77.15
12	36	LC	Mark GLOVER	Locost	10	15:44.55	36.58	74.40	1:31.38	4 76.90
13	43	LC	Mark BARLOW	Locost	10	15:45.88	37.91	74.29	1:32.07	8 76.32
14	58	LC	Adam WHITE	Locost	10	15:47.07	39.10	74.20	1:32.13	6 76.27
15	35	LC	Aaron BAILEY	Locost	10	15:47.16	39.19	74.19	1:32.36	5 76.08
16	66	LC	Spencer KEMSLEY	Locost	10	15:53.83	45.86	73.67	1:32.14	2 76.27
17	55	LC	James HUGHES	Locost	10	15:58.86	50.89	73.29	1:33.20	4 75.40
18	51	LC	Douglas HANNAH	Locost	10	16:05.30	57.33	72.80	1:33.30	9 75.32
19	44	LC	Gary PARKES	Locost	10	16:06.19	58.22	72.73	1:33.09	5 75.49
20	77	LC	James PINKERTON	Locost	10	16:06.37	58.40	72.72	1:34.23	9 74.57
21	75	LC	Glenn BOYER	Locost	10	16:12.26	1:04.29	72.28	1:33.74	4 74.96
22	23	LC	Pippa COW	Locost	10	16:13.99	1:06.02	72.15	1:34.25	4 74.56
23	63	LC	Craig TURNER	Locost	10	16:24.11	1:16.14	71.41	1:35.49	7 73.59
24	73	LC	Mark WHITE	Locost	10	16:27.96	1:19.99	71.13	1:34.61	9 74.28
25	85	LC	James O'DONNELL	Locost	10	16:34.12	1:26.15	70.69	1:35.20	7 73.82
26	4	LC	Martin GAMBLING	Locost	10	16:39.15	1:31.18	70.33	1:31.64	4 76.68
27	42	LC	Kelvin FOY	Locost	10	16:41.71	1:33.74	70.15	1:37.69	4 71.93
28	67	LC	Ernie GUSHLOW	Locost	9	15:36.70	1 Lap	67.52	1:41.53	9 69.21
Not-Classified										
83	LC	Paul PRESGRAVES	Locost	9	14:10.00	DNF	74.41	1:32.01	3 76.37	
82	LC	Michael PAGE	Locost	9	14:10.17	DNF	74.39	1:30.98	2 77.24	
41	LC	Brett TOWNSEND	Locost	4	6:12.64	DNF	75.43	1:30.84	3 77.36	
48	LC	Paul BRYANT	Locost	2	3:18.28	DNF	70.88	1:32.49	2 75.98	
Non-Starters										
62	LC	Pete BROWN	Locost							
Fastest Lap										
33	LC	Lee BAVERSTOCK	Locost					1:28.50	3 79.40	

Start Time : 16:11

Snetterton

08 Oct 05 16:28

Clerk of Course:

Time Issued:

Chief Timekeeper:

THESE RESULTS REMAIN PROVISIONAL FOR A MINIMUM OF 30 MINUTES FROM THE TIME OF ISSUE



750 Motor Club 7's & Allcomers

Provisional Results - Race 9

Pl	No	Cl	Name	Car	Laps	Time	Behind	MPH	Best Lap on	MPH
1	69	AC	Ian BANKHURST	Radical Clubsport SR4	24	29:50.51		94.19	1:11.64	18 98.09
2	99	7A	Peter RATCLIFF	Caterham 7	24	31:02.09	1:11.58	90.57	1:15.93	19 92.55
3	4	7A	Nell HINSON	Caterham R400	23	29:50.51	1 Lap	90.27	1:15.76	20 92.76
4	21	7A	Kelth DUNN	Caterham Superlight	23	29:56.00	1 Lap	89.99	1:15.98	6 92.49
5	22	7A	Carl WOODWISS	Caterham Superlight	23	30:17.30	1 Lap	88.94	1:17.43	17 90.76
6	62	7A	Matt SHIRES	Caterham Superlight	23	30:19.11	1 Lap	88.85	1:17.33	22 90.87
7	34	AC	Paul HAYNES	Stuart Taylor Phoenix	22	30:01.56	2 Laps	85.81	1:20.54	18 87.25
8	97	7A	Peter FRENCH	Caterham Superlight	22	30:13.87	2 Laps	85.23	1:20.79	14 86.98
9	46	AC	John GOODWIN	Stuart Taylor Phoenix	22	30:14.49	2 Laps	85.20	1:20.32	11 87.49
10	6	AC	Phil ALCOCK	Pulsar blade	22	31:08.54	2 Laps	82.74	1:21.90	6 85.80
11	50	AC	Tim HOVERD	Fisher Fury	22	31:09.09	2 Laps	82.71	1:22.60	11 85.08
12	26	AC	Jack TOWLER	Tomikara	22	31:18.89	2 Laps	82.28	1:22.88	14 84.79
13	63	AC	Colin CHAPMAN	Fisher Fury	21	29:56.31	3 Laps	82.15	1:22.46	21 85.22
14	36	AC	Kevin KIVLOCHAN	Caterham 7	21	30:50.53	3 Laps	79.75	1:25.18	16 82.50
15	65	AC	Nell PALMER	Stuart Taylor Phoenix	21	31:05.68	3 Laps	79.10	1:26.41	20 81.32
Not-Classified										
24	AC	Andy ROBINSON	Ford Escort XR2	16	23:07.79	DNF	81.017	1:23.32	6	84.34
38	AC	Ian GRAY	Stuart Taylor Phoenix	15	23:29.49	DNF	74.784	1:22.00	13	85.70
16	7A	David LITCHFIELD	Caterham Superlight	9	12:12.95	DNF	86.288	1:16.94	6	91.33
44	AC	Judi DERISLEY	Fisher Fury	5	7:42.18	DNF	76.022	1:28.20	2	79.67
10	AC	James JOHNSON	Fisher Fury	0		Starter	0			
Non-Starters										
75	AC	Gordon GRIFFIN	T5 Mission							
Fastest Lap										
69	AC	Ian BANKHURST	Radical Clubsport SR4					1:11.64	18	98.09
4	7A	Nell HINSON	Caterham R400					1:15.76	20	92.76

Start Time : 16:40

Snetterton


08 Oct 05 17:11

Clerk of Course:

Time Issued:

Chief Timekeeper:

15:17



750 Motor Club Locost

Provisional Results - Race 10 - Heat

Pl	No	Cl	Name	Car	Laps	Time	Behind	MPH	Best Lap on	MPH
1	57	LC	Nick DAY	Locost	10	15:15.20		76.78	1:29.28	5 78.71
2	54	LC	Alastair GARRATT	Locost	10	15:15.25	0.05	76.78	1:29.49	7 78.52
3	15	LC	Nick LEAR	Locost	10	15:15.99	0.79	76.72	1:29.69	6 78.35
4	26	LC	Jamie ROBINSON	Locost	10	15:17.19	1.99	76.62	1:29.56	5 78.46
5	66	LC	Spencer KEMSLEY	Locost	10	15:17.53	2.33	76.59	1:29.67	5 78.37
6	47	LC	Robert PALIN	Locost	10	15:17.67	2.47	76.58	1:29.83	5 78.23
7	36	LC	Mark GLOVER	Locost	10	15:18.12	2.92	76.54	1:29.79	5 78.26
8	58	LC	Adam WHITE	Locost	10	15:27.06	11.86	75.80	1:30.22	5 77.89
9	83	LC	Paul PRESGRAVES	Locost	10	15:27.88	12.68	75.73	1:30.27	3 77.85
10	35	LC	Aaron BAILEY	Locost	10	15:40.92	25.72	74.68	1:31.93	9 76.44
11	44	LC	Gary PARKES	Locost	10	15:41.03	25.83	74.68	1:32.32	3 76.12
12	55	LC	James HUGHES	Locost	10	15:41.53	26.33	74.64	1:31.83	4 76.52
13	32	LC	Paul COOPER	Locost	10	15:43.65	28.45	74.47	1:31.96	6 76.42
14	37	LC	Kevin LUCAS	Locost	10	15:48.83	33.63	74.06	1:31.87	3 76.49
15	82	LC	Michael PAGE	Locost	10	15:48.93	33.73	74.05	1:32.16	3 76.25
16	51	LC	Douglas HANNAH	Locost	10	15:49.74	34.54	73.99	1:31.41	9 76.88
17	75	LC	Glenn BOYER	Locost	10	15:57.61	42.41	73.38	1:32.99	8 75.57
18	23	LC	Pippa COW	Locost	10	15:58.49	43.29	73.32	1:32.20	6 76.22
19	77	LC	James PINKERTON	Locost	10	15:58.59	43.39	73.31	1:33.07	6 75.50
20	22	LC	Ed PITHER	Locost	10	16:11.50	56.30	72.33	1:33.81	4 74.91
21	85	LC	James O'DONNELL	Locost	10	16:20.72	1:05.52	71.65	1:35.08	5 73.91
22	63	LC	Craig TURNER	Locost	10	16:20.87	1:05.67	71.64	1:35.06	4 73.92
23	42	LC	Kelvin FOY	Locost	10	16:37.31	1:22.11	70.46	1:37.37	3 72.17
24	67	LC	Ernie GUSHLOW	Locost	9	15:35.42	1 Lap	67.61	1:40.51	3 69.92
25	62	LC	Pete BROWN	Locost	9	15:40.31	1 Lap	67.26	1:41.50	2 69.23

Not-Classified

48	LC	Paul BRYANT	Locost	7	11:13.17	DNF	73.073	1:33.31	7 75.31
73	LC	Mark WHITE	Locost	6	10:14.96	DNF	68.563	1:35.47	5 73.61
43	LC	Mark BARLOW	Locost	3	4:52.87	DNF	71.983	1:33.24	2 75.37
4	LC	Martin GAMBLING	Locost	0		Starter	0		

Non-Starters

21	LC	David CANHAM	Locost						
38	LC	Chris EVANS	Locost						
78	LC	Andrew MONK	Locost						

Fastest Lap

57	LC	Nick DAY	Locost					1:29.28	5 78.71
----	----	----------	--------	--	--	--	--	---------	---------


Start Time : 11:23

Snetterton

09 Oct 05 11:45

Clerk of Course: 	Time Issued: 12:06	Chief Timekeeper:
----------------------	-----------------------	-------------------

THESE RESULTS REMAIN PROVISIONAL FOR A MINIMUM OF 30 MINUTES FROM THE TIME OF ISSUE



Whick Kit? Kit Cars

Provisional Results - Race 11

Pl	No	Cl	Name	Car	Laps	Time	Behind	MPH	Best Lap on	MPH
1	60	KCA	Andrew STERLING	Dax Rush	11	14:40.12		87.83	1:18.67	6 89.33
2	75	KCA	Matthew LEWIS	Razer	11	14:43.26	3.14	87.52	1:18.85	5 89.12
3	53	KCB	Andrew HILEY	Taydec Mk2	11	15:05.81	25.69	85.34	1:21.01	6 86.74
4	2	KCA	Gary GOODYEAR	Raw Striker	11	15:07.31	27.19	85.20	1:20.79	9 86.98
5	66	KCB	Jonathan CHRISTIE-RUNDLE	Sylva Phoenix	11	15:20.46	40.34	83.98	1:22.45	4 85.23
6	20	KCB	Mark CONROY	Fisher Fury	11	15:20.82	40.70	83.95	1:22.12	10 85.57
7	31	KCB	David ASPDEN	Sylva Striker	11	15:24.11	43.99	83.65	1:21.29	5 86.45
8	26	KCB	Jonathan WESTON-TAYLOR	Fisher Fury	11	15:29.55	49.43	83.16	1:22.82	7 84.85
9	62	KCA	Nic SCOTT	Sylva Striker Mk2	11	15:31.57	51.45	82.98	1:22.42	7 85.26
10	82	KCB	Rob JOHNSTON	Locost	11	15:32.49	52.37	82.90	1:22.96	6 84.71
11	51	KCB	Paul HARVEY	Stuart Taylor Phoenix	11	15:42.25	1:02.13	82.04	1:23.16	6 84.50
12	21	KCB	Robert PUTNAM	Procomp LA Gold	11	15:42.91	1:02.79	81.98	1:23.58	10 84.08
13	19	KCB	Nigel BROWN	Sylva Phoenix	11	15:47.31	1:07.19	81.60	1:24.04	5 83.62
14	16	KCB	Anton LANDON	Westfield SE	11	15:49.44	1:09.32	81.42	1:23.68	9 83.98
15	39	KCB	Chris SCOPES	Procomp	11	16:03.92	1:23.80	80.19	1:23.48	2 84.18
16	28	KCA	Natalie HARDY	Shawspeed SK1.6s	9	14:42.62	2 Laps	71.66	1:33.85	8 74.88
Not-Classified										
	32	KCB	Andrew WARD	Sylva Striker Mk4	10	13:50.37	DNF	84.627	1:21.39	6 86.34
	14	KCA	Bruce BROWN	Luogo Locost	2	3:43.59	DNF	62.858	2:02.20	2 57.51
	36	KCA	Ian KEMPSON	MK Indy	1	1:37.42	DNF	72.133		0 0.00
Non-Starters										
	17	KCA	Dave ROBERTS	Sylva Phoenix						
Fastest Lap										
	60	KCA	Andrew STERLING	Dax Rush				1:18.67	6	89.33
	53	KCB	Andrew HILEY	Taydec Mk2				1:21.01	6	86.74

Start Time : 11:50

Snetterton

09 Oct 05 12:08

Clerk of Course:

Time Issued:

Chief Timekeeper:

THESE RESULTS REMAIN PROVISIONAL FOR A MINIMUM OF 30 MINUTES FROM THE TIME OF ISSUE



Demon Tweeks / Yokohama Hot Hatch

Provisional Results - Race 12

Pl	No	Cl	Name	Car	Laps	Time	Behind	MPH	Best Lap on	MPH	
1	21	HHA	Craig SHEPHERD	Peugeot 306 GTi	11	15:05.99		85.32	1:21.18	7	86.56
2	22	HHA	Steve POWLESLAND	Peugeot 306 GTi	11	15:06.72	0.73	85.25	1:20.68	11	87.10
3	64	HHA	Mike WEBB	Ford Focus	11	15:28.55	22.56	83.25	1:23.13	10	84.53
4	24	HHB	Andy ROBINSON	Ford XR2	11	15:28.97	22.98	83.21	1:22.48	5	85.20
5	97	HHC	Andy McLENNAN	Suzuki Swift	11	15:33.91	27.92	82.77	1:22.49	9	85.19
6	66	HHA	Antony JUDD	Astra GTE 16v	11	15:42.74	36.75	81.99	1:24.22	7	83.44
7	63	HHA	Brian COX	Peugeot 206 GTI	11	15:44.70	38.71	81.82	1:23.94	9	83.72
8	62	HHB	Cliff PELLIN	Fiesta XR2	11	15:45.10	39.11	81.79	1:24.20	10	83.46
9	6	HHB	Dave BASELEY	Vauxhall Nova	11	16:02.15	56.16	80.34	1:24.97	5	82.70
10	43	HHB	Steve TREEN	Honda CRX	11	16:09.06	1:03.07	79.77	1:24.53	5	83.13
11	26	HHB	Stuart LEVERS	Honda CRX	11	16:09.58	1:03.59	79.72	1:25.66	10	82.04
12	33	HHB	Simon ROE	Honda CRX	11	16:10.27	1:04.28	79.67	1:25.39	8	82.30
13	10	HHB	Leslie OTT	Vauxhall Nova	11	16:20.85	1:14.86	78.81	1:25.45	11	82.24
14	54	HHB	Mark LIVENS	Honda CRX	10	15:28.07	1 Lap	75.72	1:29.82	7	78.24
15	23	HHB	Steve WOOD	Honda CRX	10	15:28.80	1 Lap	75.66	1:29.42	10	78.59
Not-Classified											
	2	HHB	Mark CUNNINGHAM	Fiesta Sport	5	6:59.01	DNF	83.85	1:21.68	2	86.03
Non-Starters											
	32	HHB	Richard WALMSLEY	Citroen 106 GTi							
	4	HHA	Adrian LOWES	Fiesta XR2							
	65	HHA	Ilsa COX	Peugeot 206 GTI							
Fastest Lap											
	22	HHA	Steve POWLESLAND	Peugeot 306 GTi				1:20.68	11	87.10	
	2	HHB	Mark CUNNINGHAM	Fiesta Sport				1:21.68	2	86.03	
	97	HHC	Andy McLENNAN	Suzuki Swift				1:22.49	9	85.19	

Start Time : 12:19

Snetterton

09 Oct 05 12:34

Clerk of Course: <i>Andy</i> 12.42	Time Issued:	Chief Timekeeper: <i>[Signature]</i>
---------------------------------------	--------------	---

THESE RESULTS REMAIN PROVISIONAL FOR A MINIMUM OF 30 MINUTES FROM THE TIME OF ISSUE



750 Motor Club Roadsports

Provisional Results - Race 13

Pl	No	Cl	Name	Car	Laps	Time	Behind	MPH	Best Lap on	MPH
1	6	RSB	Jack TOWLER	Tomikara	11	15:47.03		81.62	1:23.79	9 83.87
2	4	RSB	Alec LIVESLEY	Ginetta G27	11	15:58.51	11.48	80.65	1:25.31	3 82.37
3	22	RSB	David DAWSON	Evante 140TC	11	16:16.25	29.22	79.18	1:24.74	8 82.93
4	54	RSB	Robert DYBALL	Honda CRX	11	16:17.88	30.85	79.05	1:26.75	10 81.01
5	2	RSA	Mai DAVISON	Noble M12 GT 3R	11	16:48.00	1:00.97	76.69	1:18.76	3 89.22
6	43	RSB	Mark BAILEY	Honda CRX	11	16:55.84	1:08.81	76.09	1:30.33	9 77.79
7	56	RSB	Patrick MORTELL	Toyota MR2	10	15:56.77	1 Lap	73.45	1:33.55	10 75.12
8	58	RSB	Stephen VINCE	Toyota MR2 Mk1	10	15:58.04	1 Lap	73.35	1:32.05	10 76.34
9	55	RSB	Simon HEPPLWHITE	Toyota MR2	10	16:01.87	1 Lap	73.06	1:34.29	3 74.53
10	34	RSB	Tony GILHAM	Toyota MR2	10	16:02.05	1 Lap	73.04	1:33.30	10 75.32
11	66	RSB	Matt JENKINS	Toyota MR2 Mk1	10	16:02.71	1 Lap	72.99	1:33.08	10 75.50
12	50	RSB	Peter SMITH	Ginetta G20	10	16:05.93	1 Lap	72.75	1:32.36	2 76.08
13	78	RSB	George TAYLOR	Toyota MR2 Mk2	10	16:11.04	1 Lap	72.37	1:33.19	2 75.41
14	60	RSB	Paul PORT	Toyota MR2	10	16:22.55	1 Lap	71.52	1:34.99	9 73.98
15	45	RSB	Peter SCATCHARD	Toyota MR2	10	16:23.62	1 Lap	71.44	1:35.82	10 73.34
16	23	RSB	Sarah WHERRY	Toyota MR2	10	16:33.74	1 Lap	70.71	1:36.80	10 72.60
17	36	RSB	Jonathan GRIMES	Toyota MR2	10	16:52.81	1 Lap	69.38	1:38.33	2 71.47
18	71	RSB	Lydia AUSTEN	Toyota MR2 Mk1	10	17:05.08	1 Lap	68.55	1:36.14	2 73.09
19	31	RSB	Kif HOPKINS	Toyota MR2 Mk1	9	15:54.18	2 Laps	66.28	1:43.86	2 67.66
20	76	RSB	Paul BARBER	Toyota MR2 Mk1	9	16:29.45	2 Laps	63.92	1:46.37	7 66.06

Non-Starters

33 RSB Christopher DUNNETT Toyota MR2


Fastest Lap

2	RSA	Mai DAVISON	Noble M12 GT 3R	1:18.76	3	89.22
6	RSB	Jack TOWLER	Tomikara	1:23.79	9	83.87

Start Time : 13:30

Snetterton

09 Oct 05 13:47

Clerk of Course: 	Time Issued: 13:53	Chief Timekeeper:
---	-----------------------	-------------------

THESE RESULTS REMAIN PROVISIONAL FOR A MINIMUM OF 30 MINUTES FROM THE TIME OF ISSUE



750 Motor Club Bike-Sports

Provisional Results - Race 14

Pl	No	Cl	Name	Car	Laps	Time	Behind	MPH	Best Lap on	MPH
1	69	BSE	Ian BANKHURST	Radical Clubsport SR4	12	14:43.55		95.44	1:11.57	11 98.19
2	12	BSA	John CARDING	Speads RS	12	14:48.80	5.25	94.88	1:12.18	5 97.36
3	60	BSE	John-Paul IVEY	Radical Clubsport	12	15:14.55	31.00	92.21	1:14.78	4 93.97
4	79	BSB	Jon LEE	Lynx LR1	12	15:14.64	31.09	92.20	1:14.81	4 93.93
5	46	BSE	Sheridan BELL	Radical	12	15:46.86	1:03.31	89.06	1:17.21	6 91.01
6	20	BSE	Graham READ	Radical Clubsport	12	15:55.52	1:11.97	88.25	1:18.19	5 89.87
7	16	BSA	Tony HALLWELL	Radical Prospect	12	15:58.88	1:15.33	87.94	1:17.12	4 91.12
8	30	BSE	Simon FORD	Radical Clubsport	11	14:47.33	1 Lap	87.11	1:17.79	10 90.34
9	22	BSA	Paul LE MAITRE	ADR Sports 2	11	15:24.91	1 Lap	83.57	1:20.39	11 87.41
10	77	BSA	Warwick BARNES	ADR Sport 2	11	15:25.00	1 Lap	83.57	1:22.22	5 85.47
11	52	BSA	Rob BALDWIN	BDN S2	11	15:36.31	1 Lap	82.56	1:20.01	8 87.83
12	68	BSA	Nicola BERNANS	Radical SR3	11	15:45.18	1 Lap	81.78	1:23.28	11 84.38
13	67	BSD	Dave RANDALL	ADR 1000	11	16:04.76	1 Lap	80.12	1:25.46	11 82.23
14	18	BSD	Nell BOARDMAN	ADR 1000	10	15:43.51	2 Laps	74.48	1:31.37	10 76.91

Not-Classified

29	BSB	Ake BORNEBUSCH	Global Light GT	8	10:30.00	DNF	89.234	1:16.98	4	91.29
----	-----	----------------	-----------------	---	----------	-----	--------	---------	---	-------

Non-Starters

31	BSD	Andrew STRACHAN	ADR SP1000							
----	-----	-----------------	------------	--	--	--	--	--	--	--

Fastest Lap

69	BSE	Ian BANKHURST	Radical Clubsport SR4					1:11.57	11	98.19
12	BSA	John CARDING	Speads RS					1:12.18	5	97.36
79	BSB	Jon LEE	Lynx LR1					1:14.81	4	93.93
67	BSD	Dave RANDALL	ADR 1000					1:25.46	11	82.23

Start Time : 13:57

Snetterton

09 Oct 05 14:13

Clerk of Course:

Time Issued:

14:21

Chief Timekeeper:



750 Motor Club Formula 4

Provisional Results - Race 15

PI	No	Cl	Name	Car	Laps	Time	Behind	MPH	Best Lap on	MPH
1	32	F4A	Chris LEWIS	Comtec F4	12	14:42.38		95.57	1:11.99	12 97.61
2	2	F4A	Barry PRITCHARD	Van Diemen RF01/4	12	14:47.67	5.29	95.00	1:11.72	9 97.98
3	71	F4I	Andy WOOLLEY	Vauxhall Lotus	12	14:54.42	12.04	94.28	1:12.76	11 96.58
4	6	F4A	David LONGSTAFF	Speads RM04	12	14:55.41	13.03	94.18	1:12.45	10 96.99
5	61	F4B	Chris KITE	Dallara	12	14:56.37	13.99	94.08	1:12.15	11 97.40
6	4	F4A	Damon BLAND	Mygale US2000	12	15:15.46	33.08	92.11	1:14.75	5 94.01
7	39	F4E	Gavin HALLS	Swift SC96	12	15:18.26	35.88	91.83	1:15.07	6 93.61
8	12	F4E	Malcolm SCOTT	Van Diemen RF2000	12	15:21.69	39.31	91.49	1:15.27	7 93.36
9	21	F4C	Clive YORATH	Reynard SF84	12	15:25.93	43.55	91.07	1:14.61	6 94.19
10	25	F4E	Peter ALLEN	Van Diemen RF00Z	12	15:28.33	45.95	90.84	1:15.37	4 93.24
11	18	F4E	Ian DEL-PIZZO	Mygale SJ98	12	15:29.85	47.47	90.69	1:14.77	12 93.98
12	30	F4A	Steve PATANIA	Van Dieman Comtec	12	15:36.79	54.41	90.02	1:14.57	6 94.24
13	15	F4E	Chris TIMMS	Van Diemen RF99	12	15:42.31	59.93	89.49	1:16.06	7 92.39
14	88	F4A	Graham HILLS	Revelation	11	14:47.79	1 Lap	87.07	1:18.75	10 89.23
15	74	F4B	Kelvin LAIDLAW	Van Diemen FR90	11	14:52.98	1 Lap	86.56	1:18.67	9 89.33
16	31	F4A	Philip BARAK	Van Diemen RF99	11	14:54.29	1 Lap	86.44	1:19.28	9 88.64
17	48	F4D	Paul RIDER	Royale RP30	11	14:54.91	1 Lap	86.38	1:18.82	6 89.16
18	34	F4E	Jennifer SCOTT	Van Diemen 95	11	15:02.71	1 Lap	85.63	1:19.27	8 88.65
19	44	F4A	John BENTLEY	Revelation	11	15:36.38	1 Lap	82.55	1:21.07	11 86.68

Not-Classified

23	F4A	Nick BARNETT	Mygale US FF00	12	15:00.11	DNF	93.685	1:13.18	9 96.03
42	F4C	Richard HYPHER	Van Dieman	0		Starter	0		
99	F4B	Charles ADRIAN	Van Diemen RF93	0		Starter	0		

Fastest Lap

2	F4A	Barry PRITCHARD	Van Diemen RF01/4					1:11.72	9 97.98
61	F4B	Chris KITE	Dallara					1:12.15	11 97.40
71	F4I	Andy WOOLLEY	Vauxhall Lotus					1:12.76	11 96.58
21	F4C	Clive YORATH	Reynard SF84					1:14.61	6 94.19
18	F4E	Ian DEL-PIZZO	Mygale SJ98					1:14.77	12 93.98
48	F4D	Paul RIDER	Royale RP30					1:18.82	6 89.16

Red flag after leader had completed 13 laps, race declared @ 12. No 23 not running at time of RF.

Start Time : 14:22

Snetterton

09 Oct 05 14:42

Clerk of Course:

Time Issued:

Chief Timekeeper:

15:10



Peter Best MGCC BCV8

Provisional Results - Race 16

Pl	No	Cl	Name	Car	Laps	Time	Behind	MPH	Best Lap on	MPH	
1	98	MD	Steve WILLIAMS	MGB Roadster V8	12	15:23.93		91.27	1:15.46	10	93.12
2	93	MD	Tom STEWART	MGB GT	12	15:51.62	27.69	88.61	1:15.30	5	93.32
3	95	MD	Brian HALFORD	MGB Roadster V8	12	16:16.70	52.77	86.34	1:19.46	10	88.44
4	81	MC	Adrian BEER	MGB GT	12	16:16.79	52.86	86.33	1:19.37	5	88.54
5	78	MC	Joe PARRINGTON	MGB GT V8	12	16:17.42	53.49	86.27	1:19.48	10	88.41
6	32	MB	Rob HUFF	MGB Roadster	11	15:25.65	1 Lap	83.51	1:22.93	3	84.74
7	70	MB	Russell McCARTHY	MGB Roadster	11	15:33.33	1 Lap	82.82	1:23.25	4	84.41
8	75	MC	Martin HALL	MGB	11	15:35.55	1 Lap	82.62	1:23.11	6	84.55
9	44	MB	Peter SAMUELS	MGB Roadster	11	15:40.76	1 Lap	82.17	1:23.90	5	83.76
10	1	MB	James WHEELER	MGB Roadster	11	16:00.93	1 Lap	80.44	1:25.52	9	82.17
11	58	MB	Ian PRIOR	MGB GT	11	16:03.23	1 Lap	80.25	1:25.72	10	81.98
12	34	MB	Brian CAKEBREAD	MGB Roadster	11	16:04.39	1 Lap	80.15	1:25.37	9	82.31
13	37	MB	Barry HOLMES	MGB GT V8	11	16:07.68	1 Lap	79.88	1:26.20	5	81.52
14	31	MB	Jonnie WHEELER	MGB Roadster	11	16:08.73	1 Lap	79.79	1:26.13	6	81.59
15	33	MB	Max CAWTHORN	MGB	11	16:20.80	1 Lap	78.81	1:25.85	4	81.85
16	54	MB	Terry HOLMES	MGB GT V8	11	16:24.82	1 Lap	78.49	1:27.25	6	80.54
17	22	MAB	Tom SMITH	MGB Roadster	11	16:29.06	1 Lap	78.15	1:27.84	6	80.00
18	80	MAB	Paul WHITE	MGB GT V8	11	16:29.31	1 Lap	78.13	1:27.84	9	80.00
19	62	MB	Neil CAWTHORN	MGB Roadster	11	16:29.63	1 Lap	78.11	1:27.44	9	80.37
20	77	MC	Paul AUDLEY	MGB GT V8	11	16:50.86	1 Lap	76.47	1:26.60	5	81.15
21	53	MB	Kevin SWANN	MGB	11	16:51.18	1 Lap	76.44	1:29.73	3	78.31
22	16	MAB	Bob LUFF	MGB	10	15:30.43	2 Laps	75.53	1:30.12	6	77.98
23	8	MA	Ken DEAMER	MGB Roadster	10	15:56.74	2 Laps	73.45	1:33.32	4	75.30
24	3	MA	Rob MUIR	MGB Roadster	10	15:59.29	2 Laps	73.25	1:33.83	2	74.89

Not-Classified

9	MA	Stephen OKINES	MGB GT	8	13:47.49	DNF	67.937	1:38.28	7	71.50
92	MD	Roy McCARTHY	MGB GT V8	7	9:50.90	DNF	83.247	1:20.08	4	87.75
23	MAB	Dawn-Marie COX	MGB Roadster	6	10:56.59	DNF	64.215	1:35.09	4	73.90
55	MB	Barry SIDERY-SMITH	MGB Roadster	5	7:31.86	DNF	77.759	1:27.16	3	80.62
52	MB	Spencer McCARTHY	MGB Roadster	1	1:34.34	DNF	74.488		0	0.00

Non-Starters

18	MAB	Lew BERGONZI	MGB Roadster
----	-----	--------------	--------------

Fastest Lap

93	MD	Tom STEWART	MGB GT	1:15.30	5	93.32
81	MC	Adrian BEER	MGB GT	1:19.37	5	88.54
32	MB	Rob HUFF	MGB Roadster	1:22.93	3	84.74
80	MAB	Paul WHITE	MGB GT V8	1:27.84	9	80.00
22	MAB	Tom SMITH	MGB Roadster	1:27.84	6	80.00
8	MA	Ken DEAMER	MGB Roadster	1:33.32	4	75.30

Start Time : 14:57

Snetterton

09 Oct 05 15:15

Clerk of Course:

Time Issued:

Chief Timekeeper:

Cl Sec 15:21

THESE RESULTS REMAIN PROVISIONAL FOR A MINIMUM OF 30 MINUTES FROM THE TIME OF ISSUE

AMENDED



750 Motor Club Locost

Provisional Results - Race 17 - Final

PI	No	CI	Name	Car	Laps	Time	Behind	MPH	Best Lap on	MPH
1	27	LC	Declan McDONNELL	Locost	10	15:03.58		77.77	1:28.25	5 79.63
2	2	LC	Brendan DUDLEY	Locost	10	15:03.63	0.05	77.77	1:28.46	6 79.44
3	33	LC	Lee BAVERSTOCK	Locost	10	15:03.73	0.15	77.76	1:28.53	6 79.38
4	26	LC	Jamle ROBINSON	Locost	10	15:15.19	11.61	76.78	1:29.23	5 78.75
5	34	LC	Matt CHERRINGTON	Locost	10	15:15.85	12.27	76.73	1:28.96	7 78.99
6	47	LC	Robert PALIN	Locost	10	15:16.16	12.58	76.70	1:29.15	10 78.82
7	66	LC	Spencer KEMSLEY	Locost	10	15:16.86	13.28	76.64	1:28.35	5 79.54
8	35	LC	Aaron BAILEY	Locost	10	15:21.63	18.05	76.25	1:29.61	9 78.42
9	41	LC	Brett TOWNSEND	Locost	10	15:22.11	18.53	76.21	1:30.42	4 77.72
10	58	LC	Adam WHITE	Locost	10	15:24.37	20.79	76.02	1:30.31	4 77.81
11	36	LC	Mark GLOVER	Locost	10	15:28.00	24.42	75.72	1:29.09	5 78.88
12	37	LC	Kevin LUCAS	Locost	10	15:31.91	28.33	75.41	1:30.57	4 77.59
13	48	LC	Paul BRYANT	Locost	10	15:36.72	33.14	75.02	1:31.36	4 76.92
14	44	LC	Gary PARKES	Locost	10	15:37.16	33.58	74.98	1:31.39	5 76.89
15	55	LC	James HUGHES	Locost	10	15:37.83	34.25	74.93	1:31.35	3 76.93
16	15	LC	Nick LEAR	Locost	10	15:46.60	43.02	74.24	1:29.11	5 78.86
17	51	LC	Douglas HANNAH	Locost	10	15:51.13	47.55	73.88	1:31.03	7 77.20
18	75	LC	Glenn BOYER	Locost	10	15:51.70	48.12	73.84	1:32.89	9 75.65
19	23	LC	Pippa COW	Locost	10	15:52.18	48.60	73.80	1:32.84	4 75.69
20	77	LC	James PINKERTON	Locost	10	15:55.40	51.82	73.55	1:33.13	7 75.46
21	22	LC	Ed PITHER	Locost	10	16:04.88	1:01.30	72.83	1:34.51	2 74.35
22	82	LC	Michael PAGE	Locost	10	16:15.67	1:12.09	72.02	1:31.88	6 76.48
23	63	LC	Craig TURNER	Locost	10	16:21.39	1:17.81	71.60	1:34.34	9 74.49
24	42	LC	Kelvin FOY	Locost	10	16:23.14	1:19.56	71.48	1:35.49	2 73.59
25	67	LC	Ernie GUSHLOW	Locost	9	15:22.95	1 Lap	68.52	1:39.99	5 70.28
26	85	LC	James O'DONNELL	Locost	9	15:35.74	1 Lap	67.59	1:34.53	8 74.34
27	62	LC	Pete BROWN	Locost	9	15:44.16	1 Lap	66.99	1:40.53	5 69.90

Not-Classified

54	LC	Alastair GARRATT	Locost	9	13:40.69	DNF	77.063	1:28.84	3 79.10
32	LC	Paul COOPER	Locost	7	11:06.34	DNF	73.822	1:32.21	2 76.21
1	LC	Brian MITCHAM	Locost	6	9:11.85	DNF	76.403	1:30.12	2 77.98
83	LC	Paul PRESGRAVES	Locost	1	1:43.25	DNF	68.060		0 0.00
57	LC	Nick DAY	Locost	1	1:59.44	DNF	58.835		0 0.00

Fastest Lap

27	LC	Declan McDONNELL	Locost					1:28.25	5 79.63
----	----	------------------	--------	--	--	--	--	---------	---------

No 34 includes 1 second penalty - C5.4.9

Start Time : 15:26

Snetterton

09 Oct 05 16:25

Clerk of Course:

Time Issued:

Chief Timekeeper:

16.46



MDS Battery RGB

Provisional Results - Race 18

Pl	No	Cl	Name	Car	Laps	Time	Behind	MPH	Best Lap on	MPH
1	75	BEA	Gordon GRIFFIN	T5 Mission	11	14:13.32		90.59	1:16.19	5 92.23
2	21	BEA	Darcy SMITH	Radical SR4	11	14:14.67	1.35	90.44	1:16.37	10 92.02
3	22	BEA	Jonathan WRIGHT	Radical SR4	11	14:15.30	1.98	90.38	1:16.43	10 91.94
4	2	BEA	Andy CHARLESLEY	Westfield Hayabusa	11	14:17.25	3.93	90.17	1:16.11	10 92.33
5	10	BEA	James JOHNSON	Fisher fury	11	14:26.93	13.61	89.16	1:17.50	3 90.67
6	27	BEA	Martin BROOKS	Stuart Taylor Phoenix	11	14:28.74	15.42	88.98	1:16.25	7 92.16
7	71	BEA	Tim PELL	Genesis Evo	11	14:34.82	21.50	88.36	1:15.94	5 92.54
8	24	BEA	Paul HAYNES	Stuart Taylor Phoenix	11	14:52.69	39.37	86.59	1:15.98	10 88.97
9	69	BEC	Dustin BARNES	Fisher Fury	11	14:53.07	39.75	86.55	1:19.38	7 88.53
10	23	BEC	Chris SEAMAN	Fisher Fury	11	14:56.79	43.47	86.20	1:19.00	9 88.95
11	52	BEA	Rob BALDWIN	BDN S2	11	15:03.94	50.62	85.51	1:19.38	8 88.53
12	46	BEC	John GOODWIN	Stuart Taylor Pheniox	11	15:05.19	51.87	85.40	1:19.81	9 88.05
13	25	BEC	John CUTMORE	Westfield Megablade	11	15:07.85	54.53	85.15	1:19.99	7 87.85
14	7	BEC	Tim EVANS	Phoenix	11	15:08.77	55.45	85.06	1:20.24	9 87.58
15	57	BEC	Steve SAVAGE	Stuart Taylor Phoenix	11	15:21.12	1:07.80	83.92	1:21.84	7 85.87
16	50	BEC	Tim HOVERD	Fisher Fury	11	15:27.32	1:14.00	83.36	1:21.46	7 86.27
17	34	BEC	Colln DUCE	Fisher Fury	10	14:17.83	1 Lap	81.92	1:23.66	9 84.00
18	30	BEC	David WALE	Fisher Fury	10	14:19.40	1 Lap	81.77	1:22.34	10 85.34
19	16	BEC	Phil ALCOCK	Pulsar Blade	10	14:19.63	1 Lap	81.75	1:22.23	7 85.46
20	41	BEA	Neil CONSTABLE-BERRY	Fisher Fury	10	14:22.14	1 Lap	81.51	1:23.81	3 83.85
21	65	BEB	Neil PALMER	Stuart Taylor Phoenix	10	14:40.20	1 Lap	79.84	1:25.74	10 81.96
22	36	BEC	Henry CARR	Fisher Fury	10	14:41.00	1 Lap	79.76	1:25.05	9 82.62
23	43	BEC	Simon MAYNE	MK Indy	10	14:55.42	1 Lap	78.48	1:26.81	6 80.95
24	44	BEC	Judi DERISLEY	Fisher Fury	10	15:00.65	1 Lap	78.02	1:26.07	10 81.65
Not-Classified										
54	BEC	Oliver HULME	Sylva Phoenix	6	8:49.40	DNF	79.643	1:24.75	3 82.92	
31	BEC	Matt ROWE	Fisher Fury	5	8:00.78	DNF	73.081	1:21.96	2 85.74	
61	BEB	Mike ALLEN	Tiger Avon	4	6:24.77	DNF	73.054	1:30.78	2 77.41	
38	BEC	Ian GRAY	Stuart Taylor Phoenix	2	3:06.39	DNF	75.403	1:27.50	2 80.31	
28	BEC	Peter ISHERWOOD	Sylva Phoenix	2	3:47.74	DNF	61.712	2:12.37	2 53.09	
63	BEC	Colin CHAPMAN	Fisher Fury	2	4:17.29	DNF	54.625	2:30.07	2 46.83	
11	BEC	Mike ATKINSON	Stuart Taylor Phoenix	0		Starter	0			
Fastest Lap										
71	BEA	Tim PELL	Genesis Evo					1:15.94	5 92.54	
23	BEC	Chris SEAMAN	Fisher Fury					1:19.00	9 88.95	
65	BEB	Neil PALMER	Stuart Taylor Phoenix					1:25.74	10 81.96	

Start Time : 15:49

Snetterton

09 Oct 05 16:05

Clerk of Course:

Time Issued:

Chief Timekeeper:



Actman Eyewear MG Midgets

Provisional Results - Race 19

Pl	No	Cl	Name	Car	Laps	Time	Behind	MPH	Best Lap on	MPH
1	62	MDA	Richard PERRY	MG Midget	11	15:10.68		84.88	1:21.70	3 86.01
2	63	MDA	Tim STORRAR	Austin Healey Sprite	11	15:21.58	10.90	83.88	1:21.10	4 86.65
3	22	MDB	William SMALLRIDGE	MG Midget	11	15:28.09	17.41	83.29	1:21.83	4 85.88
4	3	MDB	Mike TURNER	Austin Healey Frogeye	11	15:57.11	46.43	80.76	1:24.64	9 83.02
5	61	MDA	Edward REEVE	MG Midget	10	15:13.25	1 Lap	76.95	1:24.28	6 83.38
6	10	MDB	Andrew ACTMAN	Austin Healey Sprite	10	15:21.05	1 Lap	76.30	1:27.45	2 80.36
7	9	MDB	Carl EDMONDSON	MG Midget	10	15:27.23	1 Lap	75.79	1:29.46	5 78.55
8	12	MDB	Ian WOODBRIDGE	MG Midget	10	15:27.42	1 Lap	75.77	1:30.54	10 77.61
9	20	MDB	Tony DAVIS	Austin Healey Sprite	10	15:28.19	1 Lap	75.71	1:30.33	10 77.79
10	43	MDC	Tim RHODES	Austin Healey Sprite	10	15:32.31	1 Lap	75.37	1:31.66	2 76.67
11	38	MDC	Nigel BARKER	MG Midget	10	15:36.70	1 Lap	75.02	1:29.01	6 78.95
12	33	MDC	David PYMM	MG Midget	10	15:39.71	1 Lap	74.78	1:30.44	5 77.70
13	41	MDC	John COLLINSON	MG Midget	10	16:12.70	1 Lap	72.24	1:34.43	7 74.42
14	44	MDC	Peter COLLINSON	MG Midget	10	16:12.90	1 Lap	72.23	1:33.81	7 74.91
15	11	MDB	Steve COLLINSON	MG Midget	10	16:48.50	1 Lap	69.68	1:38.29	3 71.49

Not-Classified

1	MDA	Peter DINGAN	Austin Healey Sprite	5	7:00.70	DNF	83.518	1:21.86	3 85.84
71	MDA	Gil DUFFY	Austin Healey Frogeye	3	4:25.56	DNF	79.385	1:24.09	2 83.57

Fastest Lap

63	MDA	Tim STORRAR	Austin Healey Sprite					1:21.10	4 86.65
22	MDB	William SMALLRIDGE	MG Midget					1:21.83	4 85.88
38	MDC	Nigel BARKER	MG Midget					1:29.01	6 78.95

Start Time : 16:13

Snetterton

09 Oct 05 16:29

Clerk of Course:

Time Issued:

Chief Timekeeper:

16.46



750 Motor Club Bike-Sports

Provisional Results - Race 20

Pl	No	Cl	Name	Car	Laps	Time	Behind	MPH	Best Lap on	MPH
1	69	BSE	Ian BANKHURST	Radical Clubsport SR4	12	15:00.41		93.65	1:13.16	9 96.05
2	12	BSA	John CARDING	Speads RS	12	15:00.70	0.29	93.62	1:13.17	10 96.04
3	79	BSB	Jon LEE	Lynx LR1	12	15:21.07	20.66	91.55	1:14.89	2 93.83
4	16	BSA	Tony HALLIWELL	Radical Prosport	12	15:26.21	25.80	91.04	1:12.53	11 96.89
5	46	BSE	Sheridan BELL	Radical	12	16:02.75	1:02.34	87.59	1:18.36	5 89.68
6	20	BSE	Graham READ	Radical Clubsport	12	16:07.35	1:06.94	87.17	1:18.60	7 89.40
7	30	BSE	Simon FORD	Radical Clubsport	12	16:14.39	1:13.98	86.54	1:19.43	11 88.47
8	29	BSB	Ake BORNEBUSCH	Global Light GT	12	16:15.62	1:15.21	86.43	1:17.64	5 90.51
9	52	BSA	Rob BALDWIN	BDN S2	12	16:19.81	1:19.40	86.06	1:19.99	7 87.85
10	22	BSA	Paul LE MAITRE	ADR Sports 2	11	15:31.58	1 Lap	82.98	1:21.43	4 86.30
11	68	BSA	Nicola BERNANS	Radical SR3	11	15:50.80	1 Lap	81.30	1:22.87	11 84.80
12	18	BSD	Neil BOARDMAN	ADR 1000	10	15:26.35	2 Laps	75.86	1:29.43	10 78.58

Not-Classified

77	BSA	Warwick BARNES	ADR Sport 2	6	8:46.12	DNF	80.14	1:23.07	3 84.59
67	BSD	Dave RANDALL	ADR 1000	0		Starter	0		

Non-Starters

31	BSD	Andrew STRACHAN	ADR SP1000						
60	BSE	John-Paul IVEY	Radical Clubsport						

Fastest Lap

16	BSA	Tony HALLIWELL	Radical Prosport				1:12.53	11 96.89
69	BSE	Ian BANKHURST	Radical Clubsport SR4				1:13.16	9 96.05
79	BSB	Jon LEE	Lynx LR1				1:14.89	2 93.83
18	BSD	Neil BOARDMAN	ADR 1000				1:29.43	10 78.58

Start Time : 16:39

Snetterton

09 Oct 05 16:58

Clerk of Course:

Time Issued:

Chief Timekeeper:

17:08



750 Motor Club Formula 4

Provisional Results - Race 21

Pl	No	Cl	Name	Car	Laps	Time	Behind	MPH	Best Lap on	MPH
1	32	F4A	Chris LEWIS	Comtec F4	9	11:02.90		95.41	1:11.75	5 97.94
2	71	F4I	Andy WOOLLEY	Vauxhall Lotus	9	11:17.62	14.72	93.33	1:14.19	6 94.72
3	30	F4A	Steve PATANIA	Van Dieman Comtec	9	11:32.15	29.25	91.37	1:14.92	8 93.80
4	21	F4C	Clive YORATH	Reynard SF84	9	11:33.83	30.93	91.15	1:15.16	8 93.50
5	39	F4E	Gavin HALLS	Swift SC96	9	11:34.10	31.20	91.12	1:15.73	5 92.79
6	18	F4E	Ian DEL-PIZZO	Mygale SJ98	9	11:35.80	32.90	90.90	1:15.39	5 93.21
7	12	F4E	Malcolm SCOTT	Van Diemen RF2000	9	11:36.98	34.08	90.74	1:15.73	5 92.79
8	25	F4E	Peter ALLEN	Van Diemen RF00Z	9	11:41.65	38.75	90.14	1:16.06	7 92.39
9	15	F4E	Chris TIMMS	Van Diemen RF99	9	11:55.99	53.09	88.33	1:15.98	4 92.49
10	88	F4A	Graham HILLS	Revelation	9	11:56.31	53.41	88.29	1:18.03	4 90.06
11	34	F4E	Jennifer SCOTT	Van Diemen 95	9	12:01.02	58.12	87.72	1:18.21	6 89.85
12	31	F4A	Philip BARAK	Van Diemen RF99	9	12:11.19	1:08.29	86.50	1:18.35	3 89.69
13	74	F4B	Kelvin LAIDLAW	Van Diemen FR90	9	12:20.31	1:17.41	85.43	1:19.45	7 88.45
14	44	F4A	John BENTLEY	Revelation	8	11:20.14	1 Lap	82.66	1:20.81	5 86.96

Not-Classified

2 F4A Barry PRITCHARD Van Diemen RF01/4 0 Starter 0

Non-Starters

23 F4A Nick BARNETT Mygale US FF00
 4 F4A Damon BLAND Mygale US2000
 42 F4C Richard HYPHER Van Dieman
 48 F4D Paul RIDER Royale RP30
 6 F4A David LONGSTAFF Speads RM04
 61 F4B Chris KITE Dallara
 99 F4B Charles ADRIAN Van Diemen RF93

Fastest Lap

32 F4A Chris LEWIS Comtec F4 1:11.75 5 97.94
 71 F4I Andy WOOLLEY Vauxhall Lotus 1:14.19 6 94.72
 21 F4C Clive YORATH Reynard SF84 1:15.16 8 93.50
 18 F4E Ian DEL-PIZZO Mygale SJ98 1:15.39 5 93.21
 74 F4B Kelvin LAIDLAW Van Diemen FR90 1:19.45 7 88.45

Start Time: 17:33

Snetterton

09 Oct 05 17:44

Clerk of Course:

Time Issued:

17:48

Chief Timekeeper:



Peter Best MGCC BCV8

Provisional Results - Race 22

PI	No	CI	Name	Car	Laps	Time	Behind	MPH	Best Lap on	MPH
1	93	MD	Tom STEWART	MGB GT	11	14:07.49		91.21	1:15.71	9 92.82
2	98	MD	Steve WILLIAMS	MGB Roadster V8	11	14:20.04	12.55	89.88	1:15.70	3 92.83
3	95	MD	Brian HALFORD	MGB Roadster V8	11	14:48.61	41.12	86.99	1:19.10	11 88.84
4	92	MD	Roy McCARTHY	MGB GT V8	11	14:52.81	45.32	86.58	1:19.70	2 88.17
5	81	MC	Adrian BEER	MGB GT	11	14:53.14	45.65	86.55	1:19.76	5 88.10
6	78	MC	Joe PARRINGTON	MGB GT V8	11	14:53.34	45.85	86.53	1:19.30	9 88.62
7	32	MB	Rob HUFF	MGB Roadster	11	15:20.09	1:12.60	84.01	1:22.45	7 85.23
8	70	MB	Russell McCARTHY	MGB Roadster	11	15:24.79	1:17.30	83.59	1:22.61	6 85.06
9	44	MB	Peter SAMUELS	MGB Roadster	10	14:23.04	1 Lap	81.42	1:24.74	10 82.93
10	37	MB	Barry HOLMES	MGB GT V8	10	14:47.66	1 Lap	79.17	1:26.55	5 81.19
11	33	MB	Max CAWTHORN	MGB	10	14:48.88	1 Lap	79.06	1:26.60	8 81.15
12	75	MC	Martin HALL	MGB	10	14:50.90	1 Lap	78.88	1:24.11	7 83.55
13	22	MAB	Tom SMITH	MGB Roadster	10	14:53.65	1 Lap	78.63	1:27.78	8 80.05
14	80	MAB	Paul WHITE	MGB GT V8	10	15:00.08	1 Lap	78.07	1:27.71	7 80.12
15	55	MB	Barry SIDERY-SMITH	MGB Roadster	10	15:00.79	1 Lap	78.01	1:27.25	9 80.54
16	62	MB	Neil CAWTHORN	MGB Roadster	10	15:02.12	1 Lap	77.90	1:27.22	10 80.57
17	34	MB	Brian CAKEBREAD	MGB Roadster	10	15:02.76	1 Lap	77.84	1:26.12	10 81.60
18	53	MB	Kevin SWANN	MGB	10	15:13.61	1 Lap	76.92	1:29.00	9 78.96
19	54	MB	Terry HOLMES	MGB GT V8	10	15:18.96	1 Lap	76.47	1:27.06	5 80.72
20	77	MC	Paul AUDLEY	MGB GT V8	10	15:22.10	1 Lap	76.21	1:27.40	10 80.40
21	16	MAB	Bob LUFF	MGB	9	14:09.08	2 Laps	74.49	1:30.96	3 77.26
22	8	MA	Ken DEAMER	MGB Roadster	9	14:27.72	2 Laps	72.89	1:33.12	6 75.46
23	3	MA	Rob MUIR	MGB Roadster	9	14:30.04	2 Laps	72.69	1:33.15	6 75.44
24	9	MA	Stephen OKINES	MGB GT	9	15:37.56	2 Laps	67.46	1:39.25	7 70.80
Not-Classified										
	1	MB	James WHEELER	MGB Roadster	5	7:28.54	DNF	78.33	1:26.33	2 81.40
	58	MB	Ian PRIOR	MGB GT	5	7:28.66	DNF	78.31	1:27.10	5 80.68
	31	MB	Jonnie WHEELER	MGB Roadster	1	7:48.74	DNF	14.99		0 0.00
Non-Starters										
	18	MAB	Lew BERGONZI	MGB Roadster						
	23	MAB	Dawn-Marie COX	MGB Roadster						
	52	MB	Spencer McCARTHY	MGB Roadster						
Fastest Lap										
	98	MD	Steve WILLIAMS	MGB Roadster V8				1:15.70	3	92.83
	78	MC	Joe PARRINGTON	MGB GT V8				1:19.30	9	88.62
	32	MB	Rob HUFF	MGB Roadster				1:22.45	7	85.23
	80	MAB	Paul WHITE	MGB GT V8				1:27.71	7	80.12
	8	MA	Ken DEAMER	MGB Roadster				1:33.12	6	75.46

Start Time 17:55

Snetterton

09 Oct 05 18:11

Clerk of Course:

Time Issued:

18:18

Chief Timekeeper: