


Donington - 25th March 2007



DONINGTON PARK
RACEWAY

Official Programme - £2.50



This meeting is held under the General Regulations of the MSA (incorporating the provisions of the International Sporting Code of the FIA) and the Supplementary Regulations, Final Instructions and any written instructions which the Organisers issue for the race meeting. **MSA Permit: 39726.**

RACE MEETING OFFICIALS

MSA STEWARD
D.A.Ward

CLERKS OF COURSE
J.Floyd V.Ayres
A.Cox N.Tanser

CLUB STEWARDS
I.Thompson L.Jones

TIMEKEEPERS
T.Stevens (Chief)
A.Stevens A.Hancock

SCRUTINEERS
S.Ford (Chief)
H.Fisher D.Meekins
C.Baker J.Barlow
A.Johnson D.Smith

INCIDENT OFFICER
D.Hardy

CHIEF MARSHAL
P.Harding

RACE RESCUE UNIT/S
750 Motor Club
Phoenix
Donington ES

COMMENTATOR
M.Pye I.Sowman

SECRETARY
OF THE MEETING
Robin Knight

MARSHALS
750 Motor Club
BMCC & friends

BREAKDOWN UNITS
Barrie Mills
Nottingham
Breakdown
Mick Avery

APPROXIMATE TIMETABLE

| | | |
|---|---|-------|
| 1 | Allcomers / 7 Challenge | 9.00 |
| 2 | SR & GT Challenge | 9.25 |
| 3 | SAXMAX untimed | 9.50 |
| 4 | Hot Hatch Championship & Stock Hatch Challenge | 10.15 |
| 5 | Locost Championship | 10.40 |
| 6 | Kit Car Championship | 11.05 |
| 7 | RGB Championship | 11.30 |
| 8 | SAXMAX Championship | 11.55 |

Races (*= green flag lap)

Time

| | | |
|---|---|------|
| 1 | Allcomers / 7 Challenge* | 1.10 |
| 2 | SR & GT Challenge* | 1.40 |
| 3 | Hot Hatch Championship & Stock Hatch Challenge | 2.25 |
| 4 | Locost Championship - heat | 2.55 |
| 5 | Kit Car Championship | 3.25 |
| 6 | RGB Championship | 3.55 |
| 7 | SAXMAX Championship | 4.30 |
| 8 | Hot Hatch Championship & Stock Hatch Challenge | 5.00 |
| 9 | Locost Championship - final | 5.30 |

The organisers reserve the right, with the permission of the Stewards of the Meeting and/or the Clerk of Course, to change the order in which events are run and to postpone, cancel or abandon the meeting or any part thereof.

Race 1**18 mins + 1 lap****750 Motor Club 7 Challenge & Allcomers**

Caterham 7 or Lotus 7, in classes determined by which engine is fitted, as is the car's minimum weight, in order to equalise performance as much as possible within each class. Engine options include Ford 1700 Xflow, Lotus 1600 Twincam, Vauxhall 2-litre, Rover 1400K & 1600K, Superlight-R, Roadsports 1600K, Academy, Graduate and Super Graduate. Some are not permitted any modifications, others are 'full-house'. Control tyres are either the Yokohama AO32R or AO48R.

| No | Cls | Driver | Car details | ccs | Hometown |
|-----|-----|-------------------|-----------------------|------|-------------------|
| 3 | | David Hughes | Crossle 9S | 2000 | Armthorpe |
| 4 | | Derek Jones | Fisher Fury | 919 | Norwich |
| 5 | A | Keith Dunn | Caterham Superlight | 1800 | Droitwich Spa |
| 8 | | Paul Rogers | Stuart Taylor Phoenix | 998 | Attleborough |
| 13 | | Paul Boyd | Sylva Striker | 1600 | Sandy |
| 14 | | Doug Carter | Genesis Evo | 1200 | Kendal |
| 17 | A | Ben Shalders | Caterham R400 | 1800 | Kineton |
| 18 | | Martin Webb | BMW E36 M3 | 3200 | Alvechurch |
| 21 | | Tracy Morris | MGZR | 1800 | Derby |
| 23 | A | Carl Woodwiss | Caterham R400 | 1800 | Alvechurch |
| 28 | | Julius Bates | Aeon Blaze | 1300 | London |
| 30 | A | Paul Crankshaw | Caterham R400 | 1800 | Cambridge |
| 32 | | Paul Harvey | Stuart Taylor Phoenix | 1800 | Bracknell |
| 37 | A | Ian Brown | Caterham 7 | 1800 | Baldock |
| 38 | | Simon Ford | Radical Prosport | 1100 | Pershore |
| 41 | | Brian Mitcham | Locost | 1300 | Bury St Edmunds |
| 44 | B | Peter Davies | Caterham Supersprint | 1700 | Southport |
| 46 | A | Paul Fines-Allen | Caterham 7 | 1600 | Oxon |
| 49 | A | Ian Wale | Caterham S7 | 2000 | Chesterfield |
| 50 | | Tim Hoverd | Fisher Fury | 919 | Cambridge |
| 55 | | Robert Digby | Ginetta G27 | 1800 | Uxbridge |
| 58 | A | Alastair Chalmers | Caterham R400 | 1800 | Cheadle Hume |
| 60 | | Charles Sterling | Dax Rush | 3640 | Sandy |
| 62 | A | Matt Shires | Caterham R400 | 1800 | |
| 63 | | Colin Chapman | Fisher Fury | 919 | Pershore |
| 69 | A | Kevin Williams | Caterham R400 | 1800 | Newmarket |
| 97 | A | Peter French | Caterham R400 | 1800 | Burnham-On-Crouch |
| 130 | | Jon-Paul Ivey | Radical Prosport | 1300 | Wolverhampton |



Race 2**28 mins + 1 lap****Sports-Racing & GT Challenge**

The SR & GT Challenge is open to replica and original (pre 31/12/75) two-seater sports and GT cars. Power to weight classes are, in kgs/hp:-
 A: 1.5 to 2.0.
 B: 2.0 to 3.25.
 C: 3.25 to 4.0.
 D: > 4.0.
 E: Cars which are running with wheels/tyres not complying with the dimensions or types specified for classes A to D. Engines may be modified in any way subject to a maximum rebore of + 0.060". Fuel injection or forced induction is not permitted, otherwise free.

| No | Cls | Driver | Car details | ccs | Hometown |
|----|-----|-----------------|-----------------------|------|------------------|
| 0 | A | Mark Jordan | RAM Cobra | 6600 | Borehamwood |
| 3 | B | Nick Ledger | Crossle 9S | 2000 | Leighton Buzzard |
| 4 | B | Gwyn Pollard | Crossle 95 | 1989 | London |
| 13 | B | David Hughes | Crossle 9S | 2000 | Arnthorpe |
| 17 | C | David Stafford | Ginetta G12 | 1300 | |
| 26 | A | Clinton Dorrell | Cobra GD 427 | 5700 | Malvern |
| 27 | B | Graham Paddick | Kougar Jaguar | 4200 | Henley-On-Thames |
| 29 | D | John Suckling | Taydec Mk2 | 2000 | Keighley |
| 35 | A | John Dickson | RAM Cobra | 7000 | Diss |
| 37 | B | Mike Walker | Crossle | 1998 | Bristol |
| 45 | B | Nigel Edwards | Crossle 9S | 2000 | Stockport |
| 55 | D | Matt Digby | Ginetta G27 | 1800 | Uxbridge |
| 57 | A | Nick Taylor | GD 427 Cobra | 6100 | Notts |
| 58 | C | Jerry Knight | Jaguar D Type Replica | 4200 | Shadoxhurst |
| 59 | C | Richard Abels | Jaguar E Type | 4235 | Oakham |
| 71 | B | Andrew Todd | Crossle 9S | 2000 | |
| 73 | C | Tim Burnett | Jaguar D | 4200 | Burgess Hill |
| 80 | B | Garry Wilson | Crossle 95 | 2000 | Southport |
| 81 | D | Tim Falce | Jaguar D Type | 6235 | |



Races 3 & 8

13 mins + 1 lap

Demon Tweeks/Yokohama Hot Hatch Championship

There are two classes which include:- up to 1400cc multi-valve, up to 1600cc two valve and 1601 – 2000cc. Engines must be the original (type) fitted to the car. Springs and dampers are free, including coil-overs, provided they utilise the original pick-up points. The original gearbox must be used; close-ratio gears are permitted. Final drive ratio is free. LSD or similar is permitted. All cars run on the Yokohama AO32R or AO48R; rim width is free provided they fit within the standard bodywork.

demon tweeks



| No | Cls | Driver | Car details | ccs | Hometown |
|-----|-----|-------------------|----------------------|------|--------------------|
| 2 | A | Andrew Neal | Honda Integra Type R | 1998 | Cottingham |
| 5 | SH | Graham Mulholland | Saxo VTR | 1600 | Belper |
| 6 | B | Andy Robinson | Ford Fiesta | 1600 | Cramlington |
| 7 | SH | George Robinson | Peugeot 205 | 1600 | Keighley |
| 8 | SH | William Hornsey | Peugeot 106 Rallye | 1600 | Didcot |
| 9 | A | Mike Webb | Ford Focus ST170 | 2000 | Brighton |
| 21 | A | Tracy Morris | MGZR | 1800 | Derby |
| 22 | A | Mike Graham | Honda Integra R | 1998 | Nantwich |
| 23 | SH | Jamie Golby | Ford Fiesta XR2i | 1600 | Southam |
| 25 | A | Julian Long | Peugeot 306 GTi | 1998 | Alton |
| 27 | SH | Craig Emmerson | Vauxhall Nova GTE | 1600 | Loughborough |
| 30 | B | Mark Webber | Citroen Saxo VTR | 1600 | Milton Keynes |
| 31 | B | Lewis Williams | Fiesta XR2 | 1600 | Guildford |
| 32 | SH | Nigel Hunt | Fiesta XR2i | 1600 | Derby |
| 33 | SH | Paul Coulam | Fiesta XR2 | 1600 | Lincoln |
| 43 | SH | Martin Cayzer | Fiesta XR2 | 1600 | Cheylesmore |
| 45 | B | Paul West | Peugeot 106 GTi | 1600 | Chalfont St. Giles |
| 50 | A | Ian Laughton | Escort RS2000 | 2000 | Pevensey |
| 63 | A | Brian Cox | Peugeot 206 GTi | 2000 | Hove |
| 64 | A | Tony Dolley | Peugeot 206 GTi | 2000 | Bridgwater |
| 65 | A | Ilsa Cox | Peugeot 206 GTi | 2000 | Hove |
| 66 | B | Kevin Pullan | Honda CRX | 1600 | Sheffield |
| 95 | B | Phil Smith | Vauxhall Nova GSi | 1600 | Leicester |
| 96 | A | Matt Howarth | Vauxhall Astra GSi | 1998 | Melton Mowbray |
| 97 | B | Andy McLennan | Suzuki Swift GTi | 1300 | St. Albans |
| 98 | A | Mark Wyatt | Vauxhall Astra | 2000 | Bristol |
| 112 | SH | Andrew Thorpe | Peugeot 106 Xsi | 1600 | Ilkley |

Races 4/9**13 mins + 1 lap**

750 Motor Club Locost Championship

The 750 Motor Club Locost Championship is for cars built to the same basic design and using a standard Ford 1300 cc crossflow engine, gearbox and many other standard components. All cars run with a 'control' camshaft from Kent Cams; modifications are limited to a rebore and basic 'blue-printing'. There is also a 'control' tyre, the Yokohama A539. There is free choice of spring rates and anti-roll bars; dampers must be steel-bodied and single-adjustable.




| No | Driver | Car details | ccs | Hometown |
|----|----------------------|-------------|------|---------------------|
| 1 | Declan McDonnell | Locost | 1300 | Hertford |
| 3 | Martin Gambling | Locost | 1300 | Leamington Spa |
| 4 | Brian Mitcham | Locost | 1300 | Bury St Edmunds |
| 6 | Aaron Bailey | Locost | 1300 | Leamington Spa |
| 9 | Alastair Garratt | Locost | 1300 | Nottingham |
| 10 | David Bartholomew | Locost | 1300 | Reading |
| 11 | Richard Jenkins | Locost | 1300 | Norwich |
| 13 | Matt Cherrington | Locost | 1300 | Melksham |
| 17 | Ed Pither | Locost | 1300 | Hinckley |
| 21 | Jason Gibbons | Locost | 1300 | Bristol |
| 23 | Robert Middleton | Locost | 1300 | Normanton |
| 25 | Karen Shepherd | Locost | 1300 | Tadley |
| 28 | David Black | Locost | 1300 | Gt Barr |
| 30 | Lynfel Owen | Locost | 1300 | Stratford-Upon-Avon |
| 31 | Samir Abid | Locost | 1300 | Leamington Spa |
| 32 | Chris Sheerin | Locost | 1300 | Swindon |
| 34 | Sam Brough | Locost | 1300 | Barnsley |
| 36 | Mark Glover | Locost | 1300 | Derby |
| 37 | Robert Sibbons | Locost | 1300 | Market Rasen |
| 39 | Steve Evans | Locost | 1300 | Glenfield |
| 41 | Brett Townsend | Locost | 1300 | Rugby |
| 43 | Simon Wood | Locost | 1300 | Cambridge |
| 44 | Gary Parkes | Locost | 1300 | Lincoln |
| 45 | Carl Andrews | Locost | 1300 | Belper |
| 46 | Kevin Lucas | Locost | 1300 | Ilkeston |
| 47 | Robert Palin | Locost | 1300 | Nuneaton |
| 49 | Richard Green | Locost | 1300 | Goodworth Clatford |
| 51 | Alastair Ecclesfield | Locost | 1300 | Scunthorpe |
| 52 | Michael Coomber | Locost | 1300 | Wickford |
| 53 | Mark Gogle | Locost | 1300 | Wolverhampton |
| 54 | David Morrow | Locost | 1300 | Hungerford |
| 55 | Richard Hall | Locost | 1300 | Cropwell Bishop |
| 57 | Mike Lear | Locost | 1300 | Caldicot |
| 58 | Jane Darke | Locost | 1300 | Pleasley |
| 59 | Carl Pickering | Locost | 1300 | Suffolk |
| 63 | Craig Turner | Locost | 1300 | Glossop |
| 69 | Spencer Lyon | Locost | 1300 | Bicester |
| 71 | Victoria Pickles | Locost | 1300 | Louth |
| 73 | Mark White | Locost | 1300 | Bedford |
| 74 | Garry Brandon | Locost | 1300 | Hitchin |
| 77 | James Pinkerton | Locost | 1300 | Leamington Spa |
| 78 | Richard Pearson | Locost | 1300 | Spilsby |
| 81 | James Kmiecik | Locost | 1300 | Grantham |
| 83 | Paul Presgraves | Locost | 1300 | Peterborough |
| 85 | James O'Donnell | Locost | 1300 | Wetherby |

Cars 43 & 59 to practice with Kit Cars, with their times setting grid position. Slowest 36 into Race 4, remainder into Race 9 which will be topped up to 36 by the top finishers in Race 4.

Race 5**13 mins + 1 lap****750 Motor Club Kit Car Championship**


The 750 Motor Club Kit Car Championship is for Genuine 'production' kit cars. Chassis and bodywork materials and the design concept may not be changed. Cars must be capable of passing an MoT test. Engines must be production-car based, with a maximum of 3500cc and a separate class (B) for 1800cc Ford Zetec engines. Multi-valve engines are included within limits & engine tuning is restricted. Gearbox and diff must be from a production car. The control tyre is the Yokohama AO32R/AO48R. Rim width is 6" or 7" depending upon class.

| No | Cls | Driver | Car details | ccs | Hometown |
|----|-----|---------------------------|-----------------------|------|----------------|
| 1 | B | Andy Hiley | Taydec Mk2 | 1800 | Huddersfield |
| 3 | A | Gary Goodyear | Raw Striker | 2300 | Sheffield |
| 11 | B | Mark Conroy | Raw Striker | 1800 | Sheffield |
| 12 | B | Steve Owen | Sylva Clubman | 1800 | Sowerby |
| 13 | A | Paul Boyd | Sylva Striker | 1600 | Sandy |
| 20 | B | Nigel Brown | Sylva Phoenix | 1800 | Great Barr |
| 23 | B | Paul Harvey | Stuart Taylor Phoenix | 1800 | Bracknell |
| 24 | A | Steve Edwards | Sylva Striker Mk2 | 1700 | Wellingborough |
| 25 | B | Darryl Beckwith | Procomp LA Gold | 1800 | High Wycombe |
| 27 | A | Dave Roberts | Sylva Striker | 1700 | Hull |
| 31 | B | Jim Goodwin | Sylva Phoenix | 1800 | Lichfield |
| 32 | B | Paul Cooper | Sylva Striker | 1800 | Cannock |
| 33 | A | Stephen Ward | Raw Striker | 1600 | Kettering |
| 39 | B | Chris Scopes | Procomp LA Gold | 1800 | Rotherham |
| 51 | B | Brian Smith | Sylva Striker | 1800 | Morpeth |
| 60 | A | Charles Sterling | Dax Rush | 3640 | Sandy |
| 61 | B | Anton Landon | Westfield SE | 1800 | Nantwich |
| 62 | A | Nic Scott | Sylva Striker Mk2 | 1698 | Twickenham |
| 71 | A | Mark Alexander - Williams | Sylva Phoenix | 1600 | Dunmow |
| 75 | A | Matthew Lewis | MNR Vortex | 3500 | Woking |
| 82 | B | Rob Johnston | Cyana MX500R | 1800 | Newcastle |
| 86 | B | Stephen Bell | Sylva Striker | 1800 | Selby |



The Donington Park Racing Association Club

Donington Park's independent supporters' club



The DPRAC is pleased to support today's 750 Motor Club meeting at Donington to the tune of £1,000 – most of which will be awarded in prize money to class winners.

The money comes from the Club's Race Fund, which is used to help encourage "grass roots" motorsport at Donington Park. Later this year the New Era motorcycle meeting will also benefit.

The DPRAC is also committed to the safety and welfare of competitors, and through its Welfare Fund (a registered charity) has provided thousands of pounds' worth of rescue and medical equipment for use at the circuit. The Club also helps injured competitors – those who are unfortunate enough to be hospitalised are visited by DPRAC committee members early in their stay and are given £100 in cash to help their immediate needs, or to help their family and friends to visit.

DPRAC members themselves benefit from concessions on admission, discounts on racing tuition and other goods and services, and opportunities to ride and drive the circuit. The Club also has a private enclosure at the top of the Craner Curves (although today they are based in the Monza Suite instead). And all for just £13 a year, or £21 for joint membership.

To find out more, visit us in the Monza Suite (above the pits), or contact the club secretary, Tony Gamble, at 80 Baldocks Lane, Melton Mowbray, Leics. LE13 1EW (telephone 01664 852902, e-mail tony@dprac.co.uk).

Race 6**18 mins + 1 lap****MDS Battery RGB Championship**

First introduced in 2001, this Championship is for two-seater cars which must be capable of passing an MOT. Cars may be constructed specifically for the series or may be one of the many motorcycle engined cars currently available. The engines must be series-production four-stroke units and may not be modified from standard; they run in three classes; standard Fireblade engined kit cars (class C), up to 145 bhp (class B), 146 to 180 bhp and all rear-engined cars (class A). Control tyre is the Yokohama AO48R.

| No | Cls | Driver | Car details | ccs | Hometown |
|----|-----|----------------------|-----------------------|------|-----------------|
| 2 | B | Tim Gray | Stuart Taylor Phoenix | 919 | Trowell |
| 4 | C | Derek Jones | Fisher Fury | 919 | Norwich |
| 8 | B | Paul Rogers | Stuart Taylor Phoenix | 998 | Attleborough |
| 9 | C | John Cutmore | Westfield Megablade | 919 | Bury St Edmunds |
| 12 | C | Mike Atkinson | Stuart Taylor Phasar | 919 | Hull |
| 13 | C | David Wale | Fisher Fury Fireblade | 919 | Amersham |
| 14 | A | Doug Carter | Genesis Evo | 1200 | Kendal |
| 15 | A | James Johnson | Fisher Fury | 1299 | Corsham |
| 16 | C | Matt Rowe | Fisher Fury | 919 | Winchester |
| 21 | C | Aaron Wright | Fisher Fury | 919 | Cambridge |
| 23 | C | Garry Franks | MNR Vortex RT+ | 893 | Telford |
| 24 | A | Dick Adams | Westfield | 1300 | Thetford |
| 26 | B | Paul Haynes | STM Phasar | 1000 | Huntingdon |
| 27 | C | Robert Grant | Raw Striker | 919 | Longfield |
| 28 | A | Julius Bates | Aeon Blaze | 1300 | London |
| 33 | C | Alastair Boulton | Stuart Taylor Phoenix | 900 | Cheltenham |
| 34 | B | Colin Duce | Fisher Fury | 998 | Maidstone |
| 36 | C | Henry Carr | Fisher Fury | 919 | Leeds |
| 39 | C | Marc Nordon | MNR Vortex | 919 | Harrogate |
| 41 | B | Neil Constable-Berry | Fisher Fury | 998 | Norwich |
| 44 | C | Judi Derisley | Fisher Fury | 919 | Hayling Island |
| 46 | A | Buzz Billsberry | Genesis Evo | 1200 | Leeds |
| 50 | C | Tim Hoverd | Fisher Fury | 919 | Cambridge |
| 52 | A | Rob Baldwin | BDN S2 | 1200 | Aldershot |
| 59 | C | Pete Rope | STM Phoenix | 919 | London |
| 61 | A | Mike Allen | Tiger MAE | 1127 | Cambridge |
| 63 | C | Colin Chapman | Fisher Fury | 919 | Pershore |
| 75 | A | Gordon Griffin | T5 Mission | 1200 | South Croydon |
| 77 | C | Phil Alcock | Pulsar Blade | 899 | Lutterworth |
| 99 | A | Steve Robinson | Genesis RR06 | 1200 | Cliff |

**MDS**

Race 7**13 mins + 1 lap****750 MC ~~SAX~~MAX Championship**

Introduced in 2006, this is the 750 Motor Club's championship for Junior drivers, aged 14 – 17 years. The car chosen is the Citroen Saxo VTR with very strict limitations on tuning and very specific safety features in accordance with MSA and FIA standards. The cars run with a control Piper camshaft, a control ECU and all run on the Yokohama A539 tyre supplied by George Polley Motorsport.

| No | Driver | Car details | ccs | Hometown |
|----|----------------------|--------------|------|------------------|
| 4 | Andrew Tibbs | Citroen Saxo | 1600 | Spalding |
| 5 | Jake Farndon | Citroen Saxo | 1600 | Coventry |
| 6 | Cassey Watson | Citroen Saxo | 1600 | Evesham |
| 7 | Leyton Clarke | Citroen Saxo | 1600 | Bray |
| 8 | Tommy Davison | Citroen Saxo | 1600 | Burntwood |
| 9 | Sam Walmsley | Citroen Saxo | 1600 | Dewsbury |
| 21 | Josh Cook | Citroen Saxo | 1600 | Bath |
| 22 | Sam Schofield | Citroen Saxo | 1600 | Chelmsford |
| 23 | Jamie Brown | Citroen Saxo | 1600 | Dereham |
| 24 | James Rooker-Edwards | Citroen Saxo | 1600 | Tamworth |
| 25 | James Colburn | Citroen Saxo | 1600 | Worthing |
| 26 | Henry Pickering | Citroen Saxo | 1600 | Leicester |
| 27 | Aaron Williamson | Citroen Saxo | 1600 | Spalding |
| 29 | Patrick Fletcher | Citroen Saxo | 1600 | Reading |
| 30 | Josh Benson | Citroen Saxo | 1600 | Bradford |
| 31 | Abbie Eaton | Citroen Saxo | 1600 | Hull |
| 39 | Joe Grinsell | Citroen Saxo | 1600 | Sutton Coldfield |
| 45 | David Ratcliff | Citroen Saxo | 1600 | Leatherhead |
| 77 | Declan Armstrong | Citroen Saxo | 1600 | Southampton |
| 99 | Chrissy Palmer | Citroen Saxo | 1600 | Chichester |



Donington Lap Records

750 Motor Club Kit Car Championship

| <i>Class</i> | <i>Name</i> | <i>Time</i> | <i>Speed</i> | <i>Date</i> |
|--------------|------------------|-------------|--------------|-------------|
| A | Charles Sterling | 1:20.39 | 87.65 | 17/09/2006 |
| B | Andy Hiley | 1:21.18 | 86.8 | 17/09/2006 |

MDS Battery RGB Championship

| <i>Class</i> | <i>Name</i> | <i>Time</i> | <i>Speed</i> | <i>Date</i> |
|--------------|-------------|-------------|--------------|-------------|
| A | Rob Baldwin | 1:16.80 | 91.75 | 17/09/2006 |
| B | Paul Rogers | 1:23.19 | 84.7 | 17/09/2006 |
| C | Mike Field | 1:19.30 | 88.86 | 29/03/2003 |

750 Motor Club 7 Challenge

| <i>Class</i> | <i>Name</i> | <i>Time</i> | <i>Speed</i> | <i>Date</i> |
|--------------|-------------------|-------------|--------------|-------------|
| A | Peter Ratcliff | 1:17.16 | 91.32 | 30/03/2003 |
| B | Brent Perkins | 1:22.00 | 85.93 | 30/03/2003 |
| C | Alastair Chalmers | 1:23.72 | 84.16 | 10/05/2003 |

Demon Tweeks/Yokohama Hot Hatch Championship

| <i>Class</i> | <i>Name</i> | <i>Time</i> | <i>Speed</i> | <i>Date</i> |
|--------------|-----------------|-------------|--------------|-------------|
| A | Craig Dawson | 1:22.91 | 84.99 | 14/05/2005 |
| B | Mark Cunningham | 1:22.58 | 85.33 | 14/05/2005 |

Demon Tweeks/Yokohama Stock Hatch Championship

| <i>Name</i> | <i>Time</i> | <i>Speed</i> | <i>Date</i> |
|---------------|-------------|--------------|-------------|
| Tony Scarlett | 1:30.08 | 78.22 | 30/03/2003 |

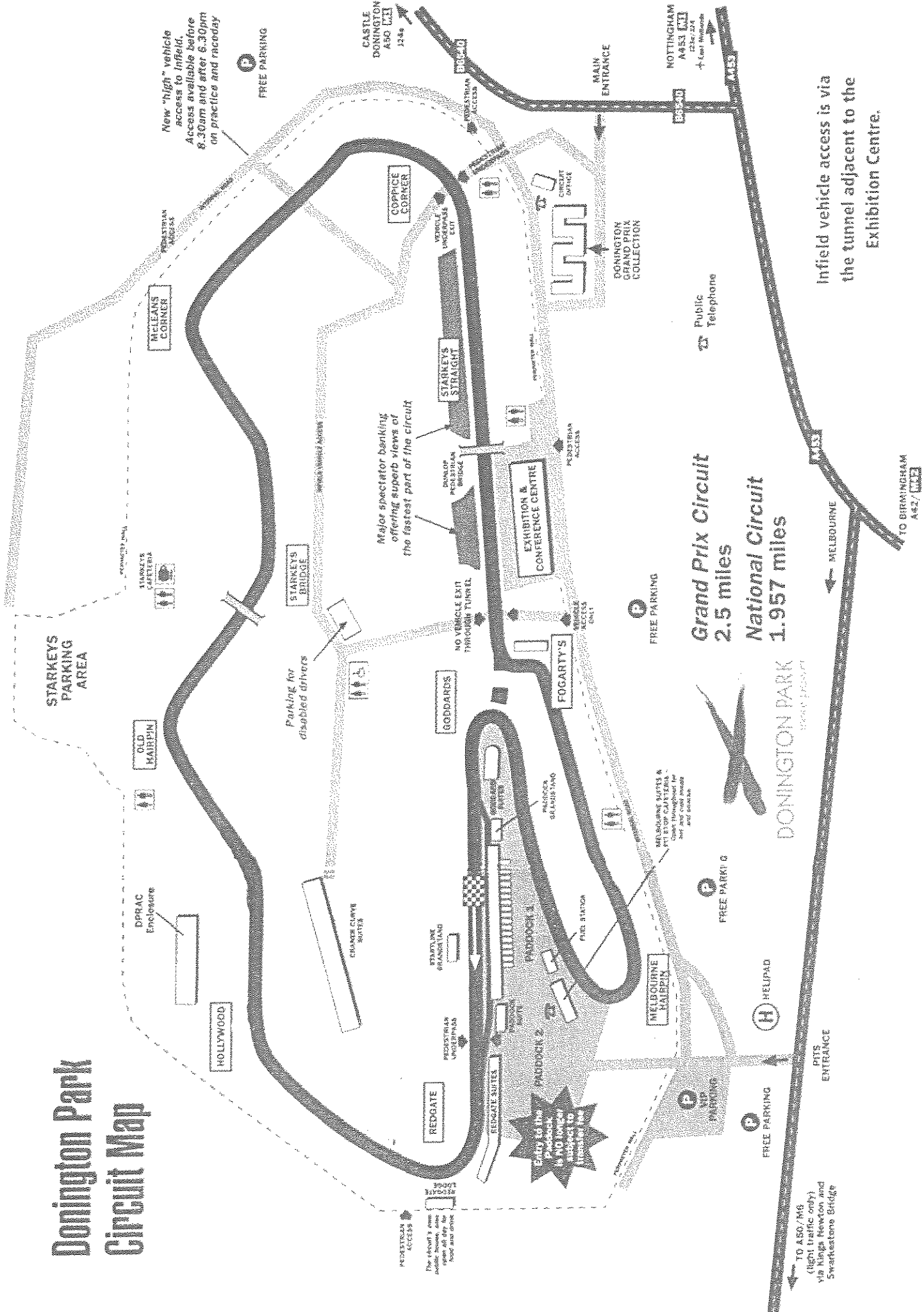
750 Motor Club Locost

| <i>Name</i> | <i>Time</i> | <i>Speed</i> | <i>Date</i> |
|----------------|-------------|--------------|-------------|
| Brendan Dudley | 1:29.54 | 78.69 | 15/05/2005 |

Polleysport/Yokohama SAXMAX Championship

| <i>Name</i> | <i>Time</i> | <i>Speed</i> | <i>Date</i> |
|---------------|-------------|--------------|-------------|
| Liam McMillan | 1:32.59 | 76.1 | 14/05/2006 |

Donington Park Circuit Map




Grand Prix Circuit
2.5 miles
National Circuit
1.957 miles

Infield vehicle access is via the tunnel adjacent to the Exhibition Centre.

TO A50/M6
(Right traffic only)
via Kings Newton and Swarkestone Bridge

TO MELBOURNE
TO BIRMINGHAM A42/M42

TO A50/M6
(Right traffic only)
via Kings Newton and Swarkestone Bridge



750 Motor Club Locost Championship

Provisional Results - Race 1 - Heat 1

| Pl | No | Cl | Name | Car | Laps | Time | Behind | MPH | Best Lap on | MPH |
|----|----|----|------------------|--------|------|----------|---------|-------|-------------|---------|
| 1 | 22 | LC | Ed PITHER | Locost | 10 | 15:20.75 | | 76.53 | 1:30.29 | 9 78.04 |
| 2 | 8 | LC | Alastair GARRATT | Locost | 10 | 15:20.86 | 0.11 | 76.52 | 1:30.79 | 5 77.61 |
| 3 | 31 | LC | Samir ABID | Locost | 10 | 15:22.65 | 1.90 | 76.37 | 1:30.35 | 5 77.99 |
| 4 | 15 | LC | Mark GLOVER | Locost | 10 | 15:22.78 | 2.03 | 76.36 | 1:30.67 | 4 77.71 |
| 5 | 26 | LC | Richard JENKINS | Locost | 10 | 15:30.46 | 9.71 | 75.73 | 1:31.04 | 4 77.40 |
| 6 | 41 | LC | Brett TOWNSEND | Locost | 10 | 15:31.04 | 10.29 | 75.68 | 1:31.49 | 8 77.02 |
| 7 | 21 | LC | Jason GIBBONS | Locost | 10 | 15:31.54 | 10.79 | 75.64 | 1:31.28 | 8 77.19 |
| 8 | 51 | LC | Dougie HANNAH | Locost | 10 | 15:32.37 | 11.62 | 75.57 | 1:31.35 | 8 77.13 |
| 9 | 64 | LC | Andrew NEAL | Locost | 10 | 15:38.90 | 18.15 | 75.05 | 1:31.76 | 7 76.79 |
| 10 | 83 | LC | Paul PRESGRAVES | Locost | 10 | 15:39.99 | 19.24 | 74.96 | 1:31.35 | 7 77.13 |
| 11 | 82 | LC | Michael PAGE | Locost | 10 | 15:40.73 | 19.98 | 74.90 | 1:31.44 | 7 77.06 |
| 12 | 74 | LC | Garry BRANDON | Locost | 10 | 15:45.03 | 24.28 | 74.56 | 1:31.90 | 4 76.67 |
| 13 | 72 | LC | Gregg CASTREE | Locost | 10 | 15:49.99 | 29.24 | 74.17 | 1:32.19 | 7 76.43 |
| 14 | 53 | LC | Mark GOGLE | Locost | 10 | 15:58.18 | 37.43 | 73.54 | 1:33.69 | 5 75.21 |
| 15 | 71 | LC | Victoria PICKLES | Locost | 10 | 16:00.29 | 39.54 | 73.38 | 1:32.81 | 7 75.92 |
| 16 | 46 | LC | Richard HALL | Locost | 10 | 16:00.65 | 39.90 | 73.35 | 1:33.85 | 5 75.08 |
| 17 | 30 | LC | Lynfel OWEN | Locost | 10 | 16:06.28 | 45.53 | 72.92 | 1:34.50 | 7 74.56 |
| 18 | 27 | LC | Karen SHEPHERD | Locost | 10 | 16:06.44 | 45.69 | 72.91 | 1:33.83 | 7 75.10 |
| 19 | 75 | LC | Glenn BOYER | Locost | 10 | 16:08.29 | 47.54 | 72.77 | 1:33.86 | 4 75.07 |
| 20 | 85 | LC | James O'DONNELL | Locost | 10 | 16:09.93 | 49.18 | 72.65 | 1:34.10 | 6 74.88 |
| 21 | 76 | LC | Simon HUNTER | Locost | 10 | 16:10.27 | 49.52 | 72.62 | 1:34.67 | 4 74.43 |
| 22 | 42 | LC | Kelvin FOY | Locost | 10 | 16:25.72 | 1:04.97 | 71.48 | 1:35.36 | 3 73.89 |
| 23 | 40 | LC | David MORROW | Locost | 10 | 16:40.68 | 1:19.93 | 70.41 | 1:36.32 | 5 73.15 |
| 24 | 63 | LC | Craig TURNER | Locost | 10 | 16:46.92 | 1:26.17 | 69.98 | 1:35.53 | 3 73.76 |
| 25 | 39 | LC | Stephen EVANS | Locost | 10 | 16:47.62 | 1:26.87 | 69.93 | 1:37.95 | 4 71.94 |
| 26 | 70 | LC | Jane DARKE | Locost | 9 | 15:42.09 | 1 Lap | 67.31 | 1:38.85 | 4 71.28 |
| 27 | 95 | LC | Dafe FAULKNER | Locost | 9 | 16:21.79 | 1 Lap | 64.59 | 1:43.46 | 4 68.11 |

Not-Classified

| | | | | | | | | | |
|----|----|-----------------|--------|---|---------|-----|-------|---------|---------|
| 50 | LC | Paul BAILEY | Locost | 5 | 8:55.61 | DNF | 65.78 | 1:41.74 | 4 69.26 |
| 55 | LC | Steve KIRBY | Locost | 4 | 6:13.89 | DNF | 75.38 | 1:31.49 | 3 77.02 |
| 78 | LC | Mark WHITE | Locost | 4 | 6:27.13 | DNF | 72.81 | 1:32.94 | 2 75.82 |
| 59 | LC | Tom ROPER | Locost | 4 | 6:45.23 | DNF | 69.55 | 1:37.47 | 3 72.29 |
| 77 | LC | James PINKERTON | Locost | 3 | 5:25.31 | DNF | 64.98 | 1:39.10 | 2 71.10 |
| 12 | LC | Dickie BROWN | Locost | 2 | 3:14.19 | DNF | 72.57 | 1:33.12 | 2 75.67 |
| 34 | LC | Mark BARLOW | Locost | 2 | 3:25.09 | DNF | 68.71 | 1:42.12 | 1 69.00 |
| 48 | LC | Paul BRYANT | Locost | 1 | 1:56.23 | DNF | 60.62 | 1:56.23 | 1 60.62 |

Non-Starters

57 LC Jeff GOUCH Locost

Fastest Lap

22 LC Ed PITHER Locost 1:30.29 9 78.04

Weather / Track: Sunny / Dry

Start Time : 11:36

Donington Park Short Circuit

17 Sep 06 11:54


Clerk of Course :

Time issued :

Chief Timekeeper : Terry Stevens

THESE RESULTS REMAIN PROVISIONAL FOR A MINIMUM OF 30 MINUTES FROM THE TIME OF ISSUE

Results produced on HS Sports Timing and Results Systems. Results online at www.750MC.co.uk



MDS Battery RGB Championship

Provisional Results - Race 2

| Pl | No | Cl | Name | Car | Laps | Time | Behind | MPH | Best Lap on | MPH |
|----|----|-----|----------------------|-----------------------|------|----------|---------|-------|-------------|----------|
| 1 | 3 | BEA | Jonathan WRIGHT | Radical SR4 | 12 | 15:43.26 | | 89.64 | 1:17.24 | 6 91.23 |
| 2 | 75 | BEA | Gordon GRIFFIN | T5 Mission | 12 | 15:48.26 | 5.00 | 89.17 | 1:17.41 | 9 91.03 |
| 3 | 52 | BEA | Rob BALDWIN | BDN S2 | 12 | 15:49.07 | 5.81 | 89.09 | 1:17.32 | 9 91.13 |
| 4 | 27 | BEA | Martin BROOKS | Stuart Taylor Phasar | 12 | 15:51.97 | 8.71 | 88.82 | 1:17.60 | 3 90.80 |
| 5 | 71 | BEA | Tim PELL | Genesis EVO | 12 | 15:52.48 | 9.22 | 88.77 | 1:17.76 | 9 90.62 |
| 6 | 10 | BEA | James JOHNSON | Fisher Fury | 12 | 16:04.47 | 21.21 | 87.67 | 1:18.78 | 9 89.44 |
| 7 | 7 | BEC | Mike FIELD | Fisher Fury | 12 | 16:26.70 | 43.44 | 85.70 | 1:20.52 | 5 87.51 |
| 8 | 25 | BEC | Derek JONES | Fisher Fury | 12 | 16:28.06 | 44.80 | 85.58 | 1:20.55 | 5 87.48 |
| 9 | 46 | BEC | John GOODWIN | Stuart Taylor Phoenix | 12 | 16:28.81 | 45.55 | 85.51 | 1:20.29 | 5 87.76 |
| 10 | 15 | BEC | John CUTMORE | Westfield Megablade | 12 | 16:42.77 | 59.51 | 84.32 | 1:20.98 | 12 87.01 |
| 11 | 6 | BEC | Mike ATKINSON | Stuart Taylor Phasar | 12 | 16:44.60 | 1:01.34 | 84.17 | 1:21.58 | 6 86.37 |
| 12 | 21 | BEA | Doug CARTER | Genesis Evo | 12 | 16:44.68 | 1:01.42 | 84.16 | 1:20.95 | 6 87.04 |
| 13 | 34 | BEC | Colin DUCE | Fisher Fury | 12 | 16:59.99 | 1:16.73 | 82.90 | 1:22.81 | 7 85.09 |
| 14 | 43 | BEB | Paul ROGERS | Stuart Taylor Phoenix | 12 | 17:04.95 | 1:21.69 | 82.50 | 1:23.33 | 10 84.56 |
| 15 | 23 | BEC | David WALE | Fisher Fury Fireblade | 12 | 17:05.29 | 1:22.03 | 82.47 | 1:24.09 | 8 83.79 |
| 16 | 54 | BEC | Oliver HULME | Sylva Phoenix | 12 | 18:45.87 | 3:02.61 | 75.10 | 1:23.04 | 10 84.85 |
| 17 | 41 | BEA | Neil CONSTABLE-BERRY | Fisher Fury | 11 | 15:44.03 | 1 Lap | 82.10 | 1:22.91 | 9 84.99 |
| 18 | 30 | BEC | Andrew DRAKE | Westfield Fireblade | 11 | 15:44.53 | 1 Lap | 82.06 | 1:23.40 | 9 84.49 |
| 19 | 63 | BEC | Colin CHAPMAN | Fisher Fury | 11 | 15:50.23 | 1 Lap | 81.57 | 1:23.65 | 5 84.24 |
| 20 | 51 | BEA | Mark DOLLIMORE | Fisher Fury | 11 | 15:51.90 | 1 Lap | 81.43 | 1:23.39 | 9 84.50 |
| 21 | 69 | BEC | Jonathan THACKRAY | Fisher Fury | 11 | 15:53.73 | 1 Lap | 81.27 | 1:23.15 | 9 84.74 |
| 22 | 29 | BEC | Martin ROBERTS | Fisher Fury | 11 | 16:04.19 | 1 Lap | 80.39 | 1:25.61 | 11 82.31 |
| 23 | 65 | BEB | Neil PALMER | Stuart Taylor Phoenix | 11 | 16:14.15 | 1 Lap | 79.57 | 1:25.42 | 11 82.49 |
| 24 | 68 | BEA | Adrian MOORE | Pell Genesis Evo | 11 | 16:37.12 | 1 Lap | 77.73 | 1:26.82 | 6 81.16 |
| 25 | 64 | BEC | Tony CARPENTER | Stuart Taylor Phoenix | 11 | 16:53.30 | 1 Lap | 76.49 | 1:28.76 | 9 79.39 |
| 26 | 44 | BEC | Judi DERISLEY | Fisher Fury | 11 | 16:54.15 | 1 Lap | 76.43 | 1:28.00 | 11 80.07 |
| 27 | 31 | BEC | Matt ROWE | Fisher Fury | 10 | 16:13.49 | 2 Laps | 72.38 | 1:25.67 | 2 82.25 |

Not-Classified

| | | | | | | | | | |
|----|-----|-------------|-----------------------|----|----------|-----|-------|---------|---------|
| 36 | BEC | Henry CARR | Fisher Fury | 10 | 14:15.48 | DNF | 82.37 | 1:22.73 | 5 85.17 |
| 1 | BEC | Tim GRAY | Stuart Taylor Phoenix | 8 | 11:00.41 | DNF | 85.36 | 1:19.71 | 3 88.40 |
| 12 | BEA | Paul HAYNES | Stuart Taylor Phoenix | 6 | 8:20.72 | DNF | 84.43 | 1:20.92 | 4 87.08 |
| 50 | BEC | Tim HOVERD | Fisher Fury | 6 | 8:50.91 | DNF | 79.63 | 1:25.16 | 5 82.74 |
| 61 | BEB | Mike ALLEN | Tiger Avon | 6 | 9:00.70 | DNF | 78.19 | 1:27.38 | 2 80.64 |

Non-Starters

| | | | | | | | | | |
|----|-----|----------------|--------------|--|--|--|--|--|--|
| 42 | BEC | Simon MAYNE | MK Indy | | | | | | |
| 99 | BEA | Steve ROBINSON | Genesis RR06 | | | | | | |

Fastest Lap

| | | | | | | | | |
|----|-----|-----------------|-----------------------|--|--|--|---------|----------|
| 3 | BEA | Jonathan WRIGHT | Radical SR4 | | | | 1:17.24 | 6 91.23 |
| 1 | BEC | Tim GRAY | Stuart Taylor Phoenix | | | | 1:19.71 | 3 88.40 |
| 43 | BEB | Paul ROGERS | Stuart Taylor Phoenix | | | | 1:23.33 | 10 84.56 |

Weather / Track: Sunny / Dry

Start Time : 12:08


Donington Park Short Circuit

17 Sep 06 12:28

| | | |
|---|---------------|---|
| Clerk of Course :  12-33 | Time Issued : | Chief Timekeeper : Terry Stevens  |
|---|---------------|---|

THESE RESULTS REMAIN PROVISIONAL FOR A MINIMUM OF 30 MINUTES FROM THE TIME OF ISSUE

Results produced on HS Sports Timing and Results Systems. Results online at www.750MC.co.uk



750 Motor Club Locost Championship

Provisional Results - Race 3 - Final 1

| Pl | No | Cl | Name | Car | Laps | Time | Behind | MPH | Best Lap on | MPH |
|----|----|----|------------------|--------|------|----------|---------|-------|-------------|---------|
| 1 | 20 | LC | Aaron BAILEY | Locost | 10 | 15:22.24 | | 76.40 | 1:30.72 | 8 77.67 |
| 2 | 1 | LC | Declan McDONNELL | Locost | 10 | 15:22.53 | 0.29 | 76.38 | 1:30.09 | 5 78.21 |
| 3 | 2 | LC | Brendan DUDLEY | Locost | 10 | 15:22.91 | 0.67 | 76.35 | 1:31.03 | 5 77.41 |
| 4 | 26 | LC | Richard JENKINS | Locost | 10 | 15:27.02 | 4.78 | 76.01 | 1:30.31 | 6 78.02 |
| 5 | 87 | LC | Adam WHITE | Locost | 10 | 15:28.35 | 6.11 | 75.90 | 1:30.67 | 4 77.71 |
| 6 | 43 | LC | Simon WOOD | Locost | 10 | 15:28.50 | 6.26 | 75.89 | 1:30.73 | 6 77.66 |
| 7 | 8 | LC | Alastair GARRATT | Locost | 10 | 15:28.52 | 6.28 | 75.89 | 1:30.67 | 6 77.71 |
| 8 | 47 | LC | Robert PALIN | Locost | 10 | 15:28.76 | 6.52 | 75.87 | 1:30.35 | 6 77.99 |
| 9 | 28 | LC | David BLACK | Locost | 10 | 15:32.91 | 10.67 | 75.53 | 1:31.13 | 5 77.32 |
| 10 | 52 | LC | Michael COOMBER | Locost | 10 | 15:33.26 | 11.02 | 75.50 | 1:30.82 | 7 77.59 |
| 11 | 31 | LC | Samir ABID | Locost | 10 | 15:33.98 | 11.74 | 75.44 | 1:31.17 | 7 77.29 |
| 12 | 9 | LC | Nick LEAR | Locost | 10 | 15:34.66 | 12.42 | 75.39 | 1:30.47 | 7 77.89 |
| 13 | 15 | LC | Mark GLOVER | Locost | 10 | 15:34.90 | 12.66 | 75.37 | 1:31.22 | 6 77.24 |
| 14 | 41 | LC | Brett TOWNSEND | Locost | 10 | 15:35.40 | 13.16 | 75.33 | 1:31.05 | 7 77.39 |
| 15 | 22 | LC | Ed PITHER | Locost | 10 | 15:38.43 | 16.19 | 75.09 | 1:31.53 | 3 76.98 |
| 16 | 13 | LC | Matt CHERRINGTON | Locost | 10 | 15:42.21 | 19.97 | 74.78 | 1:31.09 | 4 77.36 |
| 17 | 21 | LC | Jason GIBBONS | Locost | 10 | 15:42.57 | 20.33 | 74.76 | 1:31.22 | 4 77.24 |
| 18 | 74 | LC | Garry BRANDON | Locost | 10 | 15:43.85 | 21.61 | 74.65 | 1:31.47 | 4 77.03 |
| 19 | 72 | LC | Gregg CASTREE | Locost | 10 | 15:49.75 | 27.51 | 74.19 | 1:32.38 | 4 76.27 |
| 20 | 51 | LC | Dougie HANNAH | Locost | 10 | 15:50.34 | 28.10 | 74.14 | 1:32.28 | 2 76.36 |
| 21 | 46 | LC | Richard HALL | Locost | 10 | 15:54.27 | 32.03 | 73.84 | 1:32.36 | 4 76.29 |
| 22 | 82 | LC | Michael PAGE | Locost | 10 | 15:54.90 | 32.66 | 73.79 | 1:31.56 | 3 76.96 |
| 23 | 53 | LC | Mark GOGLE | Locost | 10 | 15:57.34 | 35.10 | 73.60 | 1:33.48 | 4 75.38 |
| 24 | 75 | LC | Glenn BOYER | Locost | 10 | 15:57.60 | 35.36 | 73.58 | 1:32.38 | 4 76.27 |
| 25 | 71 | LC | Victoria PICKLES | Locost | 10 | 15:58.24 | 36.00 | 73.53 | 1:32.77 | 3 75.95 |
| 26 | 30 | LC | Lynfel OWEN | Locost | 10 | 15:58.92 | 36.68 | 73.48 | 1:33.57 | 8 75.30 |
| 27 | 69 | LC | Spencer LYON | Locost | 10 | 16:02.24 | 40.00 | 73.23 | 1:30.84 | 6 77.57 |
| 28 | 85 | LC | James O'DONNELL | Locost | 10 | 16:04.76 | 42.52 | 73.04 | 1:34.01 | 9 74.95 |
| 29 | 27 | LC | Karen SHEPHERD | Locost | 10 | 16:05.81 | 43.57 | 72.96 | 1:33.80 | 9 75.12 |
| 30 | 64 | LC | Andrew NEAL | Locost | 10 | 16:26.09 | 1:03.85 | 71.46 | 1:31.68 | 3 76.86 |
| 31 | 3 | LC | Brian MITCHAM | Locost | 10 | 16:32.86 | 1:10.62 | 70.97 | 1:30.39 | 8 77.95 |

Not-Classified

| | | | | | | | | | |
|----|----|-------------------|--------|---|----------|---------|-------|---------|---------|
| 14 | LC | Martin GAMBLING | Locost | 9 | 13:52.71 | DNF | 76.16 | 1:30.58 | 4 77.79 |
| 56 | LC | David BARTHOLOMEW | Locost | 9 | 13:53.27 | DNF | 76.11 | 1:31.08 | 8 77.36 |
| 76 | LC | Simon HUNTER | Locost | 5 | 8:20.09 | DNF | 70.45 | 1:34.62 | 4 74.47 |
| 44 | LC | Gary PARKES | Locost | 4 | 6:17.85 | DNF | 74.59 | 1:32.05 | 4 76.55 |
| 83 | LC | Paul PRESGRAVES | Locost | 0 | | Starter | 0.00 | | |

Fastest Lap

| | | | | | | | | | |
|---|----|------------------|--------|--|--|--|--|---------|---------|
| 1 | LC | Declan McDONNELL | Locost | | | | | 1:30.09 | 5 78.21 |
|---|----|------------------|--------|--|--|--|--|---------|---------|

Weather / Track: Sunny / Dry

Start Time : 13:25


Donington Park Short Circuit

17 Sep 06 13:43

| | | |
|--|---------------|---|
| Clerk of Course :  | Time Issued : | Chief Timekeeper : Terry Stevens  |
|--|---------------|---|

THESE RESULTS REMAIN PROVISIONAL FOR A MINIMUM OF 30 MINUTES FROM THE TIME OF ISSUE

Results produced on HS Sports Timing and Results Systems. Results online at www.750MC.co.uk



750 Motor Club Bike-Sports Series

Provisional Results - Race 4

| Pl | No | Cl | Name | Car | Laps | Time | Behind | MPH | Best Lap on | MPH |
|----|----|-----|-------------------|-------------------|------|----------|---------|-------|-------------|----------|
| 1 | 53 | BSB | Graham STEPHENSON | Radical Prosport | 12 | 14:54.94 | | 94.48 | 1:13.10 | 7 96.39 |
| 2 | 34 | BSB | Simon HAM | Radical Prosport | 12 | 15:00.30 | 5.36 | 93.92 | 1:13.17 | 7 96.30 |
| 3 | 3 | BSB | Nigel PLACE | Speads Sports Car | 12 | 15:02.15 | 7.21 | 93.73 | 1:14.01 | 5 95.21 |
| 4 | 30 | BSA | Simon FORD | Radical Prosport | 12 | 15:03.62 | 8.68 | 93.57 | 1:13.45 | 7 95.93 |
| 5 | 24 | BSA | Paul STEELE | Radical SR4 | 12 | 15:09.64 | 14.70 | 92.95 | 1:14.59 | 7 94.47 |
| 6 | 11 | GT1 | Lee LINFORD | Global Lights | 12 | 15:10.39 | 15.45 | 92.88 | 1:14.44 | 10 94.66 |
| 7 | 60 | BSD | Jon-Paul IVEY | Radical Clubsport | 12 | 15:18.61 | 23.67 | 92.05 | 1:14.64 | 5 94.40 |
| 8 | 51 | BSB | Altay ALI | Radical Prosport | 12 | 15:25.59 | 30.65 | 91.35 | 1:14.18 | 8 94.99 |
| 9 | 38 | BSD | Bill HENDERSON | Radical Clubsport | 12 | 15:42.88 | 47.94 | 89.68 | 1:16.93 | 9 91.59 |
| 10 | 91 | BSA | David FRANKLAND | Radical SR4 | 12 | 15:43.45 | 48.51 | 89.62 | 1:16.95 | 9 91.57 |
| 11 | 52 | BSB | Dave SEATON | Global GT2 | 12 | 16:04.17 | 1:09.23 | 87.70 | 1:18.35 | 12 89.93 |
| 12 | 50 | GT1 | Geoffrey TAYLOR | Global Light | 11 | 15:03.56 | 1 Lap | 85.78 | 1:20.82 | 8 87.18 |
| 13 | 26 | BSA | Shaun MELLORS | Radical Clubsport | 11 | 15:05.20 | 1 Lap | 85.63 | 1:16.35 | 9 92.29 |
| 14 | 7 | BSD | Laurence LARRIVE | Radical Clubsport | 11 | 15:53.96 | 1 Lap | 81.25 | 1:24.22 | 6 83.67 |
| 15 | 73 | BSC | Peter BROWN | Locoblade | 10 | 16:10.13 | 2 Laps | 72.63 | 1:32.63 | 9 76.07 |

Not-Classified

| | | | | | | | | | |
|----|-----|-----------------|-------------------|---|---------|---------|-------|---------|---------|
| 16 | BSB | Glyn MORRIS | T5 Mission | 3 | 4:15.55 | DNF | 82.72 | 1:21.41 | 3 86.55 |
| 22 | BSB | Jean PARKER | T5 Mission | 2 | 3:03.66 | DNF | 76.73 | 1:31.00 | 2 77.43 |
| 18 | BSA | Paul TRAYHURN | Radical Prosport | 0 | | Starter | 0.00 | | |
| 95 | BSD | Richard STABLES | Radical Clubsport | 0 | | Starter | 0.00 | | |

Fastest Lap

| | | | | | |
|----|-----|-------------------|-------------------|---------|----------|
| 53 | BSB | Graham STEPHENSON | Radical Prosport | 1:13.10 | 7 96.39 |
| 30 | BSA | Simon FORD | Radical Prosport | 1:13.45 | 7 95.93 |
| 11 | GT1 | Lee LINFORD | Global Lights | 1:14.44 | 10 94.66 |
| 60 | BSD | Jon-Paul IVEY | Radical Clubsport | 1:14.64 | 5 94.40 |
| 73 | BSC | Peter BROWN | Locoblade | 1:32.63 | 9 76.07 |

Weather / Track: Sunny / Dry

Start Time : 13:58

Donington Park Short Circuit

17 Sep 06 14:16

| | | |
|-----------------------|---------------|--------------------------------------|
| Clerk of Course : | Time Issued : | Chief Timekeeper : Terry Stevens |
|-----------------------|---------------|--------------------------------------|

THESE RESULTS REMAIN PROVISIONAL FOR A MINIMUM OF 30 MINUTES FROM THE TIME OF ISSUE

Results produced on HS Sports Timing and Results Systems. Results online at www.750MC.co.uk



Whick Kit? Kit Cars

Provisional Results - Race 5

| Pl | No | Cl | Name | Car | Laps | Time | Behind | MPH | Best Lap on | MPH |
|----|----|-----|------------------------|-----------------------|------|---------|---------|-------|-------------|---------|
| 1 | 60 | KCA | Charles STERLING | Dax Rush | 6 | 8:19.08 | | 84.71 | 1:21.80 | 2 86.14 |
| 2 | 75 | KCA | Matthew LEWIS | Razer | 6 | 8:19.31 | 0.23 | 84.67 | 1:22.34 | 5 85.58 |
| 3 | 4 | KCA | Gary GOODYEAR | Raw Striker | 6 | 8:19.85 | 0.77 | 84.58 | 1:21.32 | 5 86.65 |
| 4 | 53 | KCB | Andy HILEY | Taydec Mk2 | 6 | 8:21.05 | 1.97 | 84.38 | 1:22.15 | 3 85.77 |
| 5 | 15 | KCB | Andrew OWEN | Sylva Phoenix | 6 | 8:22.57 | 3.49 | 84.12 | 1:22.08 | 6 85.85 |
| 6 | 27 | KCB | Steve OWEN | Sylva Clubman | 6 | 8:23.29 | 4.21 | 84.00 | 1:22.32 | 4 85.60 |
| 7 | 10 | KCB | Jonathan WESTON-TAYLOR | Fisher Fury | 6 | 8:23.84 | 4.76 | 83.91 | 1:22.59 | 6 85.32 |
| 8 | 24 | KCB | Clive HUDSON | Sylva Phoenix | 6 | 8:23.86 | 4.78 | 83.91 | 1:22.21 | 4 85.71 |
| 9 | 13 | KCA | Paul BOYD | Sylva Striker | 6 | 8:24.12 | 5.04 | 83.86 | 1:21.60 | 6 86.35 |
| 10 | 11 | KCB | Mark CONROY | Raw Striker | 6 | 8:34.78 | 15.70 | 82.13 | 1:21.97 | 6 85.96 |
| 11 | 67 | KCB | Andrew STERLING | Sylva Phoenix | 6 | 8:36.67 | 17.59 | 81.83 | 1:23.81 | 4 84.07 |
| 12 | 86 | KCB | Stephen BELL | Sylva Striker | 6 | 8:36.83 | 17.75 | 81.80 | 1:23.68 | 6 84.21 |
| 13 | 51 | KCB | Brian SMITH | Sylva Striker | 6 | 8:41.95 | 22.87 | 81.00 | 1:23.81 | 5 84.07 |
| 14 | 39 | KCB | Chris SCOPES | Procomp LA Gold | 6 | 8:42.38 | 23.30 | 80.93 | 1:23.76 | 6 84.12 |
| 15 | 23 | KCB | Paul HARVEY | Stuart Taylor Phoenix | 6 | 8:44.30 | 25.22 | 80.64 | 1:24.39 | 6 83.50 |
| 16 | 38 | KCB | Tony SOUTHGATE | Sylva Phoenix | 6 | 8:45.86 | 26.78 | 80.40 | 1:25.14 | 3 82.76 |
| 17 | 41 | KCB | Darren SANSUM | Sylva Striker | 6 | 8:47.73 | 28.65 | 80.11 | 1:24.44 | 6 83.45 |
| 18 | 62 | KCA | Nic SCOTT | Sylva Striker Mk2 | 6 | 8:52.28 | 33.20 | 79.43 | 1:24.70 | 5 83.19 |
| 19 | 9 | KCB | Anton LANDON | Westfield SE | 6 | 8:57.26 | 38.18 | 78.69 | 1:26.57 | 5 81.39 |
| 20 | 36 | KCA | Ian KEMPSON | MK Indy | 6 | 8:57.97 | 38.89 | 78.59 | 1:26.11 | 3 81.83 |
| 21 | 21 | KCB | Adrian COOPER | Sylva Mojo 2 | 6 | 8:59.22 | 40.14 | 78.41 | 1:25.88 | 3 82.05 |
| 22 | 74 | KCB | Richard WELCH | Westfield SEIW | 6 | 8:59.65 | 40.57 | 78.34 | 1:26.21 | 5 81.73 |
| 23 | 32 | KCB | Paul COOPER | Sylva Striker | 6 | 9:06.13 | 47.05 | 77.41 | 1:25.29 | 4 82.62 |
| 24 | 29 | KCA | Adis PIRIC | Marlin 5exi | 6 | 9:20.30 | 1:01.22 | 75.46 | 1:29.30 | 5 78.91 |
| 25 | 49 | KCA | Tony GAUNT | Stuart Taylor Phoenix | 6 | 9:29.57 | 1:10.49 | 74.23 | 1:30.03 | 2 78.27 |

Not-Classified

| | | | | | | | | | |
|----|-----|---------------|----------------------|---|---------|-----|-------|---------|---------|
| 12 | KCB | Steve TAYLOR | Stuart Taylor Phasar | 4 | 6:18.45 | DNF | 74.48 | 1:23.07 | 2 84.82 |
| 90 | KCB | Simon CHILDS | Sylva Phoenix | 4 | 6:21.22 | DNF | 73.93 | 1:23.91 | 2 83.97 |
| 77 | KCB | Carl SWIFT | Pro Comp LA Gold | 3 | 4:30.43 | DNF | 78.17 | 1:24.97 | 3 82.93 |
| 89 | KCA | Mark MATTHEWS | Marlin 5EXi | 1 | 1:35.81 | DNF | 73.54 | 1:35.81 | 1 73.54 |

Non-Starters

| | | | |
|----|-----|--------------|----------------------|
| 18 | KCB | Nigel BROWN | Stuart Taylor Phasar |
| 19 | KCA | Brian DEAN | Sylva Phoenix |
| 20 | KCA | Dave ROBERTS | Sylva Striker |

Fastest Lap

| | | | | | |
|----|-----|---------------|-------------|---------|---------|
| 4 | KCA | Gary GOODYEAR | Raw Striker | 1:21.32 | 5 86.65 |
| 11 | KCB | Mark CONROY | Raw Striker | 1:21.97 | 6 85.96 |



2-part race - nos 18, 19 & 20 took first start. No 11 includes 10 send penalty for jump start.

Weather / Track: Bright / Dry

Start Time : 14:45


Donington Park Short Circuit

17 Sep 06 14:57

| | | |
|---|---------------|---|
| Clerk of Course :  15:33 | Time Issued : | Chief Timekeeper Terry Stevens  |
|---|---------------|---|

THESE RESULTS REMAIN PROVISIONAL FOR A MINIMUM OF 30 MINUTES FROM THE TIME OF ISSUE

Results produced on HS Sports Timing and Results Systems. Results online at www.750MC.co.uk



Sports Racing & GT Challenge

Provisional Results - Race 6

| Pl | No | Cl | Name | Car | Laps | Time | Behind | MPH | Best Lap on | MPH | |
|----|----|-----|--------------------|----------------|------|----------|---------|-------|-------------|-----|-------|
| 1 | 26 | SRA | Clinton DORRELL | Cobra GD 427 | 23 | 30:46.48 | | 87.77 | 1:18.12 | 16 | 90.20 |
| 2 | 69 | SRB | Phil HOLLINS | Morgan +8 | 23 | 31:38.34 | 51.86 | 85.37 | 1:20.16 | 14 | 87.90 |
| 3 | 1 | SRB | Mike WALKER | Crossle 9S | 23 | 31:39.03 | 52.55 | 85.34 | 1:19.72 | 21 | 88.39 |
| 4 | 5 | SRI | Doug ELLWOOD | TVR Tuscan | 23 | 31:45.56 | 59.08 | 85.05 | 1:20.63 | 20 | 87.39 |
| 5 | 13 | SRB | David HUGHES | Crossle 9S | 23 | 32:03.26 | 1:16.78 | 84.27 | 1:20.88 | 20 | 87.12 |
| 6 | 50 | SRC | Ken PATON | Jaguar D Type | 22 | 30:52.25 | 1 Lap | 83.69 | 1:22.56 | 15 | 85.35 |
| 7 | 11 | SRB | Ken CULVERWELL | Mamba C23R | 22 | 31:04.70 | 1 Lap | 83.13 | 1:22.68 | 22 | 85.22 |
| 8 | 3 | SRB | Nick LEDGER | Crossle 7S | 22 | 31:16.10 | 1 Lap | 82.63 | 1:20.09 | 11 | 87.98 |
| 9 | 34 | SRC | Roger DONNAN | Hawk Stratos | 22 | 31:18.52 | 1 Lap | 82.52 | 1:23.83 | 5 | 84.05 |
| 10 | 27 | SRB | Graham PADDICK | Kougar Jaguar | 22 | 31:30.84 | 1 Lap | 81.98 | 1:24.31 | 8 | 83.58 |
| 11 | 8 | SRC | John DENCH | Porsche 911RS | 22 | 31:59.14 | 1 Lap | 80.77 | 1:24.63 | 19 | 83.26 |
| 12 | 94 | SRC | Justin FLEMING | RMS D Type | 21 | 30:49.31 | 2 Laps | 80.01 | 1:26.06 | 13 | 81.88 |
| 13 | 71 | SRB | Andrew TODD | Crossle 9S | 21 | 31:02.48 | 2 Laps | 79.45 | 1:21.99 | 19 | 85.94 |
| 14 | 59 | SRC | Richard ABELS | Jaguar E Type | 21 | 31:03.69 | 2 Laps | 79.40 | 1:26.46 | 13 | 81.50 |
| 15 | 81 | SRD | Tim FALCE | Jaguar D Type | 21 | 31:19.66 | 2 Laps | 78.72 | 1:25.89 | 15 | 82.04 |
| 16 | 29 | SRD | John SUCKLING | Taydec Mk2 | 21 | 31:20.13 | 2 Laps | 78.70 | | | |
| 17 | 48 | SRC | Phil FROUD | Ford GTD 40 | 21 | 31:21.66 | 2 Laps | 78.64 | 1:27.03 | 21 | 80.96 |
| 18 | 17 | SRC | David STAFFORD | Ginetta G12 | 21 | 31:24.56 | 2 Laps | 78.52 | 1:26.74 | 21 | 81.23 |
| 19 | 54 | SRD | Michael SHOOBRIDGE | Lotus Elan Mk4 | 20 | 31:36.12 | 3 Laps | 74.32 | 1:29.06 | 13 | 79.12 |

Not-Classified

| | | | | | | | |
|----|-----|-------------|---------------|---|--|---------|------|
| 30 | SRC | John RUTTER | Hawk HF300 | 0 | | Starter | 0.00 |
| 57 | SRA | Nick TAYLOR | Cobra GTD 427 | 0 | | Starter | 0.00 |

Non-Starters

| | | | |
|----|-----|---------------|--------------|
| 4 | SRB | Gwyn POLLARD | Crossle 9S |
| 45 | SRB | Nigel EDWARDS | Crossle 9S |
| 99 | SRA | Cheng LIM | RAM SC Cobra |

Fastest Lap

| | | | | | | |
|----|-----|-----------------|---------------|---------|----|-------|
| 26 | SRA | Clinton DORRELL | Cobra GD 427 | 1:18.12 | 16 | 90.20 |
| 1 | SRB | Mike WALKER | Crossle 9S | 1:19.72 | 21 | 88.39 |
| 5 | SRI | Doug ELLWOOD | TVR Tuscan | 1:20.63 | 20 | 87.39 |
| 50 | SRC | Ken PATON | Jaguar D Type | 1:22.56 | 15 | 85.35 |
| 81 | SRD | Tim FALCE | Jaguar D Type | 1:25.89 | 15 | 82.04 |

No 29 - no lap times recorded - no transponder.

Weather / Track: Bright / Dry

Start Time : 15:08

Donington Park Short Circuit

17 Sep 06 15:44

| | | |
|---|---------------|--|
| Clerk of Course : <i>JP</i> <i>15-53</i> | Time Issued : | Chief Timekeeper : Terry Stevens <i>[Signature]</i> |
|---|---------------|--|

THESE RESULTS REMAIN PROVISIONAL FOR A MINIMUM OF 30 MINUTES FROM THE TIME OF ISSUE

Results produced on HS Sports Timing and Results Systems. Results online at www.750MC.co.uk



750 Motor Club Locost Championship

Provisional Results - Race 7 - Heat 2

| Pl | No | Cl | Name | Car | Laps | Time | Behind | MPH | Best Lap on | MPH |
|----|----|----|------------------|--------|------|----------|---------|-------|-------------|----------|
| 1 | 87 | LC | Adam WHITE | Locost | 10 | 15:22.22 | | 76.41 | 1:31.02 | 9 77.41 |
| 2 | 8 | LC | Alastair GARRATT | Locost | 10 | 15:22.49 | 0.27 | 76.38 | 1:30.95 | 3 77.47 |
| 3 | 31 | LC | Samir ABID | Locost | 10 | 15:22.84 | 0.62 | 76.35 | 1:30.40 | 4 77.95 |
| 4 | 15 | LC | Mark GLOVER | Locost | 10 | 15:23.32 | 1.10 | 76.31 | 1:30.39 | 6 77.95 |
| 5 | 22 | LC | Ed PITHER | Locost | 10 | 15:23.52 | 1.30 | 76.30 | 1:30.02 | 6 78.27 |
| 6 | 26 | LC | Richard JENKINS | Locost | 10 | 15:23.87 | 1.65 | 76.27 | 1:29.61 | 6 78.63 |
| 7 | 83 | LC | Paul PRESGRAVES | Locost | 10 | 15:24.08 | 1.86 | 76.25 | 1:30.44 | 4 77.91 |
| 8 | 41 | LC | Brett TOWNSEND | Locost | 10 | 15:26.59 | 4.37 | 76.05 | 1:30.23 | 7 78.09 |
| 9 | 64 | LC | Andrew NEAL | Locost | 10 | 15:26.78 | 4.56 | 76.03 | 1:30.77 | 5 77.63 |
| 10 | 72 | LC | Gregg CASTREE | Locost | 10 | 15:30.83 | 8.61 | 75.70 | 1:30.40 | 8 77.95 |
| 11 | 21 | LC | Jason GIBBONS | Locost | 10 | 15:53.07 | 30.85 | 73.93 | 1:31.36 | 7 77.13 |
| 12 | 53 | LC | Mark GOGLE | Locost | 10 | 15:53.61 | 31.39 | 73.89 | 1:33.36 | 2 75.47 |
| 13 | 71 | LC | Victoria PICKLES | Locost | 10 | 15:53.74 | 31.52 | 73.88 | 1:31.78 | 8 76.77 |
| 14 | 30 | LC | Lynfel OWEN | Locost | 10 | 16:04.99 | 42.77 | 73.02 | 1:33.31 | 8 75.51 |
| 15 | 40 | LC | David MORROW | Locost | 10 | 16:06.21 | 43.99 | 72.93 | 1:33.89 | 3 75.05 |
| 16 | 46 | LC | Richard HALL | Locost | 10 | 16:06.97 | 44.75 | 72.87 | 1:34.44 | 4 74.61 |
| 17 | 63 | LC | Craig TURNER | Locost | 10 | 16:07.55 | 45.33 | 72.83 | 1:34.55 | 8 74.52 |
| 18 | 42 | LC | Kelvin FOY | Locost | 10 | 16:07.68 | 45.46 | 72.82 | 1:34.06 | 3 74.91 |
| 19 | 75 | LC | Glenn BOYER | Locost | 10 | 16:07.83 | 45.61 | 72.80 | 1:32.40 | 5 76.26 |
| 20 | 85 | LC | James O'DONNELL | Locost | 10 | 16:10.22 | 48.00 | 72.63 | 1:34.15 | 10 74.84 |
| 21 | 39 | LC | Stephen EVANS | Locost | 10 | 16:51.45 | 1:29.23 | 69.67 | 1:37.25 | 9 72.46 |
| 22 | 70 | LC | Jane DARKE | Locost | 10 | 16:53.75 | 1:31.53 | 69.51 | 1:38.01 | 9 71.89 |
| 23 | 95 | LC | Dale FAULKNER | Locost | 9 | 15:32.36 | 1 Lap | 68.02 | 1:40.83 | 5 69.88 |
| 24 | 82 | LC | Michael PAGE | Locost | 9 | 15:35.67 | 1 Lap | 67.78 | 1:30.63 | 6 77.75 |

Not-Classified

| | | | | | | | | | |
|----|----|---------------|--------|---|----------|-----|-------|---------|---------|
| 74 | LC | Garry BRANDON | Locost | 8 | 12:22.06 | DNF | 75.96 | 1:30.73 | 7 77.66 |
| 51 | LC | Dougie HANNAH | Locost | 8 | 12:24.19 | DNF | 75.75 | 1:31.39 | 3 77.10 |
| 48 | LC | Paul BRYANT | Locost | 6 | 9:29.92 | DNF | 74.18 | 1:32.49 | 5 76.18 |

Non-Starters

| | | | |
|----|----|-----------------|--------|
| 12 | LC | Dickie BROWN | Locost |
| 27 | LC | Karen SHEPHERD | Locost |
| 34 | LC | Mark BARLOW | Locost |
| 50 | LC | Paul BAILEY | Locost |
| 57 | LC | Jeff GOUCH | Locost |
| 59 | LC | Tom ROPER | Locost |
| 76 | LC | Simon HUNTER | Locost |
| 77 | LC | James PINKERTON | Locost |
| 78 | LC | Mark WHITE | Locost |

Fastest Lap

| | | | | | |
|----|----|-----------------|--------|---------|---------|
| 26 | LC | Richard JENKINS | Locost | 1:29.61 | 6 78.63 |
|----|----|-----------------|--------|---------|---------|

Weather / Track: Cloudy / Dry

Start Time : 15:49


Donington Park Short Circuit

17 Sep 06 16:06

| | | |
|--|---------------|---|
| Clerk of Course :  16.17 | Time Issued : | Chief Timekeeper : Terry Stevens  |
|--|---------------|---|

THESE RESULTS REMAIN PROVISIONAL FOR A MINIMUM OF 30 MINUTES FROM THE TIME OF ISSUE

Results produced on HS Sports Timing and Results Systems. Results online at www.750MC.co.uk



MDS Battery RGB Championship

Provisional Results - Race 8

| Pl | No | Cl | Name | Car | Laps | Time | Behind | MPH | Best Lap on | MPH |
|----|----|-----|----------------------|-----------------------|------|---------|---------|-------|-------------|---------|
| 1 | 3 | BEA | Jonathan WRIGHT | Radical SR4 | 6 | 7:51.78 | | 89.61 | 1:16.91 | 4 91.62 |
| 2 | 75 | BEA | Gordon GRIFFIN | T5 Mission | 6 | 7:53.02 | 1.24 | 89.38 | 1:17.37 | 3 91.07 |
| 3 | 52 | BEA | Rob BALDWIN | BDN S2 | 6 | 7:53.42 | 1.64 | 89.30 | 1:16.80 | 4 91.75 |
| 4 | 1 | BEC | Tim GRAY | Stuart Taylor Phoenix | 6 | 8:06.51 | 14.73 | 86.90 | 1:19.76 | 3 88.34 |
| 5 | 25 | BEC | Derek JONES | Fisher Fury | 6 | 8:13.11 | 21.33 | 85.74 | 1:20.93 | 6 87.07 |
| 6 | 6 | BEC | Mike ATKINSON | Stuart Taylor Phasar | 6 | 8:13.77 | 21.99 | 85.62 | 1:19.79 | 6 88.31 |
| 7 | 46 | BEC | John GOODWIN | Stuart Taylor Phoenix | 6 | 8:15.14 | 23.36 | 85.39 | 1:19.70 | 5 88.41 |
| 8 | 15 | BEC | John CUTMORE | Westfield Megablade | 6 | 8:20.62 | 28.84 | 84.45 | 1:21.75 | 4 86.19 |
| 9 | 71 | BEA | Tim PELL | Genesis EVO | 6 | 8:20.74 | 28.96 | 84.43 | 1:17.91 | 5 90.44 |
| 10 | 21 | BEA | Doug CARTER | Genesis Evo | 6 | 8:21.39 | 29.61 | 84.32 | 1:21.18 | 5 86.80 |
| 11 | 69 | BEC | Jonathan THACKRAY | Fisher Fury | 6 | 8:26.37 | 34.59 | 83.49 | 1:22.57 | 2 85.34 |
| 12 | 23 | BEC | David WALE | Fisher Fury Fireblade | 6 | 8:30.24 | 38.46 | 82.86 | 1:22.79 | 6 85.11 |
| 13 | 30 | BEC | Andrew DRAKE | Westfield Fireblade | 6 | 8:32.03 | 40.25 | 82.57 | 1:23.15 | 5 84.74 |
| 14 | 43 | BEB | Paul ROGERS | Stuart Taylor Phoenix | 6 | 8:34.18 | 42.40 | 82.22 | 1:23.19 | 6 84.70 |
| 15 | 34 | BEC | Colin DUCE | Fisher Fury | 6 | 8:34.53 | 42.75 | 82.17 | 1:22.77 | 6 85.13 |
| 16 | 63 | BEC | Colin CHAPMAN | Fisher Fury | 6 | 8:35.66 | 43.88 | 81.99 | 1:23.19 | 5 84.70 |
| 17 | 36 | BEC | Henry CARR | Fisher Fury | 6 | 8:36.11 | 44.33 | 81.92 | 1:23.20 | 5 84.69 |
| 18 | 51 | BEA | Mark DOLLIMORE | Fisher Fury | 6 | 8:41.29 | 49.51 | 81.10 | 1:24.31 | 4 83.58 |
| 19 | 31 | BEC | Matt ROWE | Fisher Fury | 6 | 8:48.19 | 56.41 | 80.04 | 1:22.22 | 5 85.70 |
| 20 | 65 | BEB | Neil PALMER | Stuart Taylor Phoenix | 6 | 8:48.80 | 57.02 | 79.95 | 1:25.73 | 4 82.19 |
| 21 | 77 | BEC | Phil ALCOCK | Pulsar Blade | 6 | 8:50.77 | 58.99 | 79.65 | 1:24.74 | 5 83.15 |
| 22 | 50 | BEC | Tim HOVERD | Fisher Fury | 6 | 8:50.89 | 59.11 | 79.64 | 1:25.00 | 3 82.90 |
| 23 | 29 | BEC | Martin ROBERTS | Fisher Fury | 6 | 8:51.36 | 59.58 | 79.57 | 1:25.12 | 4 82.78 |
| 24 | 61 | BEB | Mike ALLEN | Tiger Avon | 6 | 8:57.76 | 1:05.98 | 78.62 | 1:26.54 | 4 81.42 |
| 25 | 68 | BEA | Adrian MOORE | Pell Genesis Evo | 6 | 9:00.55 | 1:08.77 | 78.21 | 1:26.23 | 5 81.71 |
| 26 | 41 | BEA | Neil CONSTABLE-BERRY | Fisher Fury | 6 | 9:06.79 | 1:15.01 | 77.32 | 1:28.25 | 2 79.84 |
| 27 | 54 | BEC | Oliver HULME | Sylva Phoenix | 6 | 9:08.80 | 1:17.02 | 77.04 | 1:23.55 | 2 84.34 |
| 28 | 44 | BEC | Judi DERISLEY | Fisher Fury | 5 | 7:46.28 | 1 Lap | 75.56 | 1:29.97 | 2 78.32 |
| 29 | 64 | BEC | Tony CARPENTER | Stuart Taylor Phoenix | 5 | 7:54.99 | 1 Lap | 74.17 | 1:29.30 | 2 78.91 |

Not-Classified

| | | | | | | | | | |
|----|-----|-------------|-----------------------|---|---------|-----|-------|---------|---------|
| 12 | BEA | Paul HAYNES | Stuart Taylor Phoenix | 6 | 8:12.52 | NCF | 85.84 | 1:20.18 | 5 87.88 |
| 7 | BEC | Mike FIELD | Fisher Fury | 6 | 8:12.82 | NCF | 85.79 | 1:20.21 | 5 87.85 |

Non-Starters

| | | | |
|----|-----|----------------|----------------------|
| 10 | BEA | James JOHNSON | Fisher Fury |
| 27 | BEA | Martin BROOKS | Stuart Taylor Phasar |
| 42 | BEC | Simon MAYNE | MK Indy |
| 99 | BEA | Steve ROBINSON | Genesis RR06 |

Fastest Lap

| | | | | | |
|----|-----|--------------|-----------------------|---------|---------|
| 52 | BEA | Rob BALDWIN | BDN S2 | 1:16.80 | 4 91.75 |
| 46 | BEC | John GOODWIN | Stuart Taylor Phoenix | 1:19.70 | 5 88.41 |
| 43 | BEB | Paul ROGERS | Stuart Taylor Phoenix | 1:23.19 | 6 84.70 |

Red flag @ 9m 32s. No 7 & 12 not running at time of red flag.

Weather / Track:

Start Time : 16:14


Donington Park Short Circuit

17 Sep 06 16:29

| | | |
|---|---------------|---|
| Clerk of Course :  1647 | Time Issued : | Chief Timekeeper : Terry Stevens  |
|---|---------------|---|

THESE RESULTS REMAIN PROVISIONAL FOR A MINIMUM OF 30 MINUTES FROM THE TIME OF ISSUE

Results produced on HS Sports Timing and Results Systems. Results online at www.750MC.co.uk



750 Motor Club Bike-Sports Series

Provisional Results - Race 9

| Pl | No | Cl | Name | Car | Laps | Time | Behind | MPH | Best Lap on | MPH | |
|----|----|-----|-------------------|-------------------|------|----------|--------|-------|-------------|-----|-------|
| 1 | 34 | BSB | Simon HAM | Radical Prosport | 12 | 14:50.08 | | 95.00 | 1:13.04 | 10 | 96.47 |
| 2 | 18 | BSA | Paul TRAYHURN | Radical Prosport | 12 | 14:51.95 | 1.87 | 94.80 | 1:12.86 | 8 | 96.71 |
| 3 | 30 | BSA | Simon FORD | Radical Prosport | 12 | 15:05.70 | 15.62 | 93.36 | 1:13.88 | 7 | 95.37 |
| 4 | 3 | BSB | Nigel PLACE | Speads Sports Car | 12 | 15:06.15 | 16.07 | 93.31 | 1:14.09 | 7 | 95.10 |
| 5 | 11 | GT1 | Lee LINFORD | Global Lights | 12 | 15:06.54 | 16.46 | 93.27 | 1:14.05 | 8 | 95.16 |
| 6 | 60 | BSD | Jon-Paul IVEY | Radical Clubsport | 12 | 15:14.23 | 24.15 | 92.49 | 1:14.70 | 4 | 94.33 |
| 7 | 51 | BSB | Altay ALI | Radical Clubsport | 12 | 15:16.05 | 25.97 | 92.30 | 1:14.91 | 8 | 94.06 |
| 8 | 24 | BSA | Paul STEELE | Radical SR4 | 12 | 15:16.63 | 26.55 | 92.25 | 1:14.92 | 4 | 94.05 |
| 9 | 95 | BSD | Richard STABLES | Radical Clubsport | 12 | 15:29.55 | 39.47 | 90.96 | 1:16.16 | 4 | 92.52 |
| 10 | 38 | BSD | Bill HENDERSON | Radical Clubsport | 12 | 15:37.70 | 47.62 | 90.17 | 1:16.78 | 10 | 91.77 |
| 11 | 91 | BSA | David FRANKLAND | Radical SR4 | 12 | 15:41.83 | 51.75 | 89.78 | 1:17.07 | 9 | 91.43 |
| 12 | 16 | BSB | Glyn MORRIS | T5 Mission | 11 | 15:08.24 | 1 Lap | 85.34 | 1:19.51 | 9 | 88.62 |
| 13 | 7 | BSD | Laurence LARRIVE | Radical Clubsport | 11 | 15:27.20 | 1 Lap | 83.59 | 1:22.08 | 5 | 85.85 |
| 14 | 52 | BSB | Dave SEATON | Global GT2 | 11 | 15:39.56 | 1 Lap | 82.50 | 1:23.66 | 4 | 84.23 |
| 15 | 73 | BSC | Peter BROWN | Locoblade | 10 | 16:05.66 | 2 Laps | 72.97 | 1:33.43 | 9 | 75.42 |
| 16 | 53 | BSB | Graham STEPHENSON | Radical Prosport | 9 | 15:02.21 | 3 Laps | 70.29 | 1:13.03 | 8 | 96.48 |

Not-Classified

| | | | | | | | | | | |
|----|-----|-----------------|-------------------|----|----------|-----|-------|---------|----|-------|
| 26 | BSA | Shaun MELLORS | Radical Clubsport | 11 | 14:22.80 | DNF | 89.83 | 1:16.31 | 10 | 92.34 |
| 50 | GT1 | Geoffrey TAYLOR | Global Light | 4 | 15:09.47 | NCF | 30.99 | 1:25.55 | 4 | 82.36 |

Non-Starters

22 BSB Jean PARKER T5 Mission

Fastest Lap

| | | | | | | |
|----|-----|-------------------|-------------------|---------|---|-------|
| 18 | BSA | Paul TRAYHURN | Radical Prosport | 1:12.86 | 8 | 96.71 |
| 53 | BSB | Graham STEPHENSON | Radical Prosport | 1:13.03 | 8 | 96.48 |
| 11 | GT1 | Lee LINFORD | Global Lights | 1:14.05 | 8 | 95.16 |
| 60 | BSD | Jon-Paul IVEY | Radical Clubsport | 1:14.70 | 4 | 94.33 |
| 73 | BSC | Peter BROWN | Locoblade | 1:33.43 | 9 | 75.42 |

Weather / Track: Cloudy / Dry

Start Time : 16:42

Donington Park National

17 Sep 06 16:59

| | | |
|---|---------------|---|
| Clerk of Course :  1737 | Time Issued : | Chief Timekeeper : Terry Stevens  |
|---|---------------|---|

THESE RESULTS REMAIN PROVISIONAL FOR A MINIMUM OF 30 MINUTES FROM THE TIME OF ISSUE

Results produced on HS Sports Timing and Results Systems. Results online at www.750MC.co.uk



Which Kit? Kit Car Championship

Provisional Results - Race 10

| Pl | No | Cl | Name | Car | Laps | Time | Behind | MPH | Best Lap on | MPH |
|----|----|-----|------------------|-----------------------|------|----------|---------|-------|-------------|----------|
| 1 | 75 | KCA | Matthew LEWIS | Razer | 11 | 15:03.56 | | 85.78 | 1:20.68 | 8 87.34 |
| 2 | 4 | KCA | Gary GOODYEAR | Raw Striker | 11 | 15:06.86 | 3.30 | 85.47 | 1:21.15 | 5 86.83 |
| 3 | 53 | KCB | Andy HILEY | Taydec Mk2 | 11 | 15:09.92 | 6.36 | 85.18 | 1:21.18 | 6 86.80 |
| 4 | 13 | KCA | Paul BOYD | Sylva Striker | 11 | 15:10.96 | 7.40 | 85.09 | 1:20.82 | 5 87.18 |
| 5 | 15 | KCB | Andrew OWEN | Sylva Phoenix | 11 | 15:11.21 | 7.65 | 85.06 | 1:21.39 | 6 86.57 |
| 6 | 24 | KCB | Clive HUDSON | Sylva Phoenix | 11 | 15:15.49 | 11.93 | 84.66 | 1:21.92 | 9 86.01 |
| 7 | 27 | KCB | Steve OWEN | Sylva Clubman | 11 | 15:16.04 | 12.48 | 84.61 | 1:21.87 | 10 86.07 |
| 8 | 11 | KCB | Mark CONROY | Raw Striker | 11 | 15:18.20 | 14.64 | 84.41 | 1:21.38 | 11 86.58 |
| 9 | 86 | KCB | Stephen BELL | Sylva Striker | 11 | 15:23.37 | 19.81 | 83.94 | 1:22.03 | 6 85.90 |
| 10 | 39 | KCB | Chris SCOPES | Procomp LA Gold | 11 | 15:23.86 | 20.30 | 83.90 | 1:22.10 | 6 85.83 |
| 11 | 60 | KCA | Charles STERLING | Dax Rush | 11 | 15:38.88 | 35.32 | 82.55 | 1:20.39 | 6 87.65 |
| 12 | 51 | KCB | Brian SMITH | Sylva Striker | 11 | 15:39.52 | 35.96 | 82.50 | 1:23.25 | 7 84.64 |
| 13 | 23 | KCB | Paul HARVEY | Stuart Taylor Phoenix | 11 | 15:39.60 | 36.04 | 82.49 | 1:23.73 | 3 84.15 |
| 14 | 67 | KCB | Andrew STERLING | Sylva Phoenix | 11 | 15:40.28 | 36.72 | 82.43 | 1:21.91 | 6 86.02 |
| 15 | 32 | KCB | Paul COOPER | Sylva Striker | 11 | 15:41.62 | 38.06 | 82.31 | 1:24.12 | 4 83.76 |
| 16 | 21 | KCB | Adrian COOPER | Sylva Mojo 2 | 11 | 15:42.16 | 38.60 | 82.27 | 1:24.29 | 10 83.60 |
| 17 | 38 | KCB | Tony SOUTHGATE | Sylva Phoenix | 11 | 15:43.13 | 39.57 | 82.18 | 1:23.84 | 8 84.04 |
| 18 | 9 | KCB | Anton LANDON | Westfield SE | 11 | 16:03.82 | 1:00.26 | 80.42 | 1:25.82 | 8 82.11 |
| 19 | 74 | KCB | Richard WELCH | Westfield SEiW | 11 | 16:04.14 | 1:00.58 | 80.39 | 1:24.27 | 9 83.62 |
| 20 | 36 | KCA | Ian KEMPSON | MK Indy | 11 | 16:24.80 | 1:21.24 | 78.71 | 1:27.05 | 9 80.95 |
| 21 | 49 | KCA | Tony GAUNT | Stuart Taylor Phoenix | 10 | 15:04.48 | 1 Lap | 77.90 | 1:28.74 | 9 79.40 |
| 22 | 62 | KCA | Nic SCOTT | Sylva Striker Mk2 | 9 | 16:24.22 | 2 Laps | 64.43 | 1:22.63 | 3 85.28 |

Not-Classified

| | | | | | | | | | |
|----|-----|------------------------|------------------|----|----------|-----|-------|---------|---------|
| 77 | KCB | Carl SWIFT | Pro Comp LA Gold | 10 | 14:37.58 | DNF | 80.29 | 1:25.19 | 7 82.71 |
| 29 | KCA | Adis PIRIC | Marlin 5exi | 8 | 12:57.31 | DNF | 72.52 | 1:29.77 | 4 78.49 |
| 41 | KCB | Darren SANSUM | Sylva Striker | 4 | 6:12.65 | DNF | 75.63 | 1:24.83 | 3 83.06 |
| 10 | KCB | Jonathan WESTON-TAYLOR | Fisher Fury | 3 | 4:15.22 | DNF | 82.83 | 1:22.88 | 2 85.02 |

Non-Starters

| | | | |
|----|-----|---------------|----------------------|
| 12 | KCB | Steve TAYLOR | Stuart Taylor Phasar |
| 18 | KCB | Nigel BROWN | Stuart Taylor Phasar |
| 19 | KCA | Brian DEAN | Sylva Phoenix |
| 20 | KCA | Dave ROBERTS | Sylva Striker |
| 89 | KCA | Mark MATTHEWS | Marlin 5EXi |
| 90 | KCB | Simon CHILDS | Sylva Phoenix |

Fastest Lap

| | | | | | |
|----|-----|------------------|------------|---------|---------|
| 60 | KCA | Charles STERLING | Dax Rush | 1:20.39 | 6 87.65 |
| 53 | KCB | Andy HILEY | Taydec Mk2 | 1:21.18 | 6 86.80 |

Weather / Track: Cloudy / Dry

Start Time : 17:06

Donington Park National

17 Sep 06 17:23

| | | |
|---------------------------------------|---------------|--|
| Clerk of Course : <i>SRB 17.37</i> | Time Issued : | Chief Timekeeper : Terry Stevens <i>[Signature]</i> |
|---------------------------------------|---------------|--|

THESE RESULTS REMAIN PROVISIONAL FOR A MINIMUM OF 30 MINUTES FROM THE TIME OF ISSUE

Results produced on HS Sports Timing and Results Systems. Results online at www.750MC.co.uk



750 Motor Club Locost Championship

Provisional Results - Race 11 - Final 2

| Pl | No | Cl | Name | Car | Laps | Time | Behind | MPH | Best Lap on | MPH |
|----|----|----|-------------------|--------|------|----------|---------|-------|-------------|---------|
| 1 | 87 | LC | Adam WHITE | Locost | 9 | 16:33.06 | | 63.86 | 1:47.03 | 9 65.83 |
| 2 | 2 | LC | Brendan DUDLEY | Locost | 9 | 16:33.46 | 0.40 | 63.83 | 1:47.38 | 6 65.62 |
| 3 | 20 | LC | Aaron BAILEY | Locost | 9 | 16:47.68 | 14.62 | 62.93 | 1:49.51 | 6 64.34 |
| 4 | 52 | LC | Michael COOMBER | Locost | 9 | 16:56.52 | 23.46 | 62.39 | 1:50.86 | 9 63.56 |
| 5 | 8 | LC | Alastair GARRATT | Locost | 9 | 16:57.60 | 24.54 | 62.32 | 1:50.22 | 9 63.93 |
| 6 | 43 | LC | Simon WOOD | Locost | 9 | 16:57.89 | 24.83 | 62.30 | 1:50.84 | 9 63.57 |
| 7 | 31 | LC | Samir ABID | Locost | 9 | 17:03.33 | 30.27 | 61.97 | 1:51.34 | 9 63.29 |
| 8 | 9 | LC | Nick LEAR | Locost | 9 | 17:03.88 | 30.82 | 61.94 | 1:50.28 | 9 63.89 |
| 9 | 26 | LC | Richard JENKINS | Locost | 9 | 17:04.69 | 31.63 | 61.89 | 1:47.76 | 9 65.39 |
| 10 | 56 | LC | David BARTHOLOMEW | Locost | 9 | 17:06.18 | 33.12 | 61.80 | 1:52.25 | 9 62.77 |
| 11 | 83 | LC | Paul PRESGRAVES | Locost | 9 | 17:08.45 | 35.39 | 61.66 | 1:50.00 | 9 64.06 |
| 12 | 47 | LC | Robert PALIN | Locost | 9 | 17:14.32 | 41.26 | 61.31 | 1:50.68 | 4 63.66 |
| 13 | 64 | LC | Andrew NEAL | Locost | 9 | 17:20.41 | 47.35 | 60.95 | 1:52.87 | 9 62.43 |
| 14 | 41 | LC | Brett TOWNSEND | Locost | 9 | 17:22.74 | 49.68 | 60.82 | 1:53.43 | 4 62.12 |
| 15 | 15 | LC | Mark GLOVER | Locost | 9 | 17:25.90 | 52.84 | 60.63 | 1:52.61 | 9 62.57 |
| 16 | 28 | LC | David BLACK | Locost | 9 | 17:32.23 | 59.17 | 60.27 | 1:51.76 | 4 63.05 |
| 17 | 22 | LC | Ed PITHER | Locost | 9 | 17:35.93 | 1:02.87 | 60.06 | 1:53.52 | 8 62.07 |
| 18 | 85 | LC | James O'DONNELL | Locost | 9 | 17:41.03 | 1:07.97 | 59.77 | 1:53.29 | 9 62.20 |
| 19 | 82 | LC | Michael PAGE | Locost | 9 | 17:42.07 | 1:09.01 | 59.71 | 1:52.18 | 4 62.81 |
| 20 | 30 | LC | Lynfel OWEN | Locost | 9 | 17:42.61 | 1:09.55 | 59.68 | 1:53.76 | 9 61.94 |
| 21 | 75 | LC | Glenn BOYER | Locost | 9 | 17:44.64 | 1:11.58 | 59.57 | 1:52.65 | 9 62.55 |
| 22 | 71 | LC | Victoria PICKLES | Locost | 9 | 17:46.15 | 1:13.09 | 59.48 | 1:53.51 | 9 62.08 |
| 23 | 44 | LC | Gary PARKES | Locost | 9 | 17:47.40 | 1:14.34 | 59.41 | 1:52.15 | 9 62.83 |
| 24 | 40 | LC | David MORROW | Locost | 9 | 17:50.99 | 1:17.93 | 59.21 | 1:54.56 | 9 61.51 |
| 25 | 46 | LC | Richard HALL | Locost | 9 | 17:51.31 | 1:18.25 | 59.20 | 1:51.89 | 9 62.98 |
| 26 | 69 | LC | Spencer LYON | Locost | 9 | 18:00.40 | 1:27.34 | 58.70 | 1:55.51 | 4 61.00 |
| 27 | 63 | LC | Craig TURNER | Locost | 9 | 18:29.63 | 1:56.57 | 57.15 | 1:55.54 | 6 60.99 |
| 28 | 95 | LC | Dale FAULKNER | Locost | 8 | 17:08.40 | 1 Lap | 54.81 | 2:01.92 | 3 57.79 |
| 29 | 21 | LC | Jason GIBBONS | Locost | 8 | 17:08.98 | 1 Lap | 54.78 | 2:01.55 | 7 57.97 |
| 30 | 53 | LC | Mark GOGLE | Locost | 8 | 18:08.35 | 1 Lap | 51.79 | 2:01.12 | 7 58.18 |

Not-Classified

| | | | | | | | | | |
|----|----|------------------|--------|---|---------|---------|-------|---------|---------|
| 1 | LC | Declan McDONNELL | Locost | 4 | 7:45.55 | DNF | 60.54 | 1:48.94 | 4 64.68 |
| 39 | LC | Stephen EVANS | Locost | 4 | 9:24.09 | DNF | 49.97 | 2:06.36 | 3 55.76 |
| 13 | LC | Matt CHERRINGTON | Locost | 2 | 3:58.52 | DNF | 59.08 | 1:57.01 | 1 60.22 |
| 14 | LC | Martin GAMBLING | Locost | 0 | | Starter | 0.00 | | |
| 3 | LC | Brian MITCHAM | Locost | 0 | | Starter | 0.00 | | |
| 72 | LC | Gregg CASTREE | Locost | 0 | | Starter | 0.00 | | |

Non-Starters

| | | | |
|----|----|-------------|--------|
| 42 | LC | Kelvin FOY | Locost |
| 55 | LC | Steve KIRBY | Locost |

Fastest Lap

| | | | | | |
|----|----|------------|--------|---------|---------|
| 87 | LC | Adam WHITE | Locost | 1:47.03 | 9 65.83 |
|----|----|------------|--------|---------|---------|

Weather / Track: Overcast / Wet

Start Time : 17:39

Donington Park National

17 Sep 06 17:58

| | | |
|--|---------------|---|
| Clerk of Course :  18.37 | Time Issued : | Chief Timekeeper : Terry Stevens  |
|--|---------------|---|

THESE RESULTS REMAIN PROVISIONAL FOR A MINIMUM OF 30 MINUTES FROM THE TIME OF ISSUE

Results produced on HS Sports Timing and Results Systems. Results online at www.750MC.co.uk