









750 Motor Club



Mallory Park
12th Mar '06



Official Programme - £2.50



**Programme Amendments
Mallory Park – 12th March 2006**

Please add the following

Formula 4	25	E	Simon Emmerson	Van Diemen RF98
Formula Junior	27	A2	Steve Russell	Elva 100
Hot Hatch	96	A	Matt Howarth	Vauxhall Astra GTE
Locost	43		Simon Wood	Locost

Please delete the following

Formula Junior	94	FJ2	Tommy Reid	Lotus 22
Formula Junior	27	FJ1F	Peter Lavender	Elva 100



This meeting is held under the General Regulations of the MSA (incorporating the provisions of the International Sporting Code of the FIA) and the Supplementary Regulations, Final Instructions and any written instructions which the Organisers issue for the race meeting. **MSA Permits: 34279/34280**

RACE MEETING OFFICIALS

MSA STEWARD
J.A.Watt

CLERKS OF COURSE
J.Floyd J.Smith
D.Brice A.Cox

CLUB STEWARDS
V.Ayres E.Minhinnick

TIMEKEEPERS
T.Stevens (Chief)
A.Stevens A.Hancock

SCRUTINEERS
D.Smith (Chief)
S.Ford H.Fisher
P.Jaggard C.Baker
R.Blackmore J.Barlow

INCIDENT OFFICER
A.Bennett
CHIEF MARSHAL
P.Harding
CHIEF OBSERVER
P.Stenning

RACE RESCUE UNIT/S
750 Motor Club

COMMENTATOR
M.Pye

SECRETARY
OF THE MEETING
Robin Knight

MARSHALS
750 Motor Club
BMMC & friends

BREAKDOWN UNITS
Barrie Mills

APPROXIMATE TIMETABLE

Practice	Time
1. Locost	9.30
2. Formula Vee session A	9.55
3. Formula Vee session B	10.30
4. Formula 4	10.55
5. Hot Hatch	11.25
6. Formula Junior	11.50
Races	Time
1. Locost - Heat 1	12.15
2. Locost - Final 1	1.30
3. Formula Vee - Heat	2.00
4. Formula 4	2.25
5. Hot Hatch	2.55
6. Locost - Heat 2	3.25
7. Formula Junior	4.00
8. Formula Vee - Final	4.35
9. Formula 4	5.00
10. Locost - Final 2	5.30

The organisers reserve the right, with the permission of the Stewards of the Meeting and/or the Clerk of Course, to change the order in which events are run and to postpone, cancel or abandon the meeting or any part thereof.

Races 1/2 & 6/10

13 mins + 1 lap

750 Motor Club Locost Championship

The 750 Motor Club Locost Championship is for cars built to the same basic design and using a standard Ford 1300 cc crossflow engine, gearbox and many other standard components. All cars run with a 'control' camshaft from Kent Cams; modifications are limited to a rebore and basic 'blue-printing'. There is also a 'control' tyre, the Yokohama A539. There is free choice of spring rates and anti-roll bars; dampers must be steel-bodied and single-adjustable.



No	Driver	Car	ccs	Hometown
1	Declan McDonnell	Locost	1300	Hertford
2	Brendan Dudley	Locost	1300	ROSEWELL
3	Brian Mitcham	Locost	1300	Bury St Edmunds
8	Alastair Garratt	Locost	1300	NOTTINGHAM
9	Nick Lear	Locost	1300	Bristol
13	Matt Cherrington	Locost	1300	Melksham
14	Martin Gambling	Locost	1300	Leamington Spa
15	Mark Glover	Locost	1300	Derby
20	Aaron Bailey	Locost	1300	LEAMINGTON SPA
21	Jason Gibbons	Locost	1300	BRISTOL
22	Ed Pither	Locost	1300	Wolvey
24	Danny Cassar	Locost	1300	East Ham
26	Richard Jenkins	Locost	1300	NORWICH
27	Karen Shepherd	Locost	1300	TADLEY
28	David Black	Locost	1300	Gt Barr
30	Lynfel Owen	Locost	1300	STRATFORD-UPON-AVON
31	Samir Abid	Locost	1300	LEAMINGTON SPA
44	Gary Parkes	Locost	1300	Lincoln
46	Richard Hall	Locost	1300	Cropwell Bishop
47	Robert Palin	Locost	1300	NUNEATON
48	Paul Bryant	Locost	1300	Taunton
50	Paul Bailey	Locost	1300	Nottingham
51	Dougie Hannah	Locost	1300	EDINBURGH
53	Mark Gogle	Locost	1300	Wolverhampton
55	Steve Kirby	Locost	1300	BERKELEY
56	David Bartholomew	Locost	1300	Reading
63	Craig Turner	Locost	1300	GLOSSOP
65	Lewis Dallas	Locost	1300	DUMBARTON
67	Ernie Gushlow	Locost	1300	Lee
69	Spencer Lyon	Locost	1300	BICESTER
71	Victoria Pickles	Locost	1300	LOUTH
72	Gregg Castree	Locost	1300	Wimbourne
76	Simon Hunter	Locost	1300	NORTHAMPTON
83	Paul Presgraves	Locost	1300	PETERBOROUGH
85	James O'Donnell	Locost	1300	Leeds
87	Adam White	Locost	1300	STOCKPORT

The slowest 30 from practice go into Race 1, the remainder into Race 2; spaces on the back of that grid will be filled by the top finishers in Race 1. For Races 6 & 10 the same procedure applies, but using the drivers' 2nd fastest time in practice.

Races 3/8

13 mins + 1 lap

750 Motor Club Formula Vee Championship

The 750 Motor Club Formula Vee championship is ideal for beginner and 'expert' alike, looking for competitive single seater racing on a low budget. It has been run by the 750 Motor Club since 1980 and is probably the cheapest way to go single seater racing in the UK. Engine, gearbox and much of the suspension and braking system is from the VW 1300 Beetle and this, along with a Dunlop 'control' tyre puts the emphasis on driver ability to win races.



No		Driver	Car	ccs	Hometown
2	A	Martyn Donn	Scarab	1300	Salford Priors
5	A	Daniel Hands	AHS Challenger	1300	Bicester
7	A	Ian Buxton	GAC01/Daghorn	1300	Staffs
11	A	Jamie Conyers	GAC 03	1300	MIRFIELD
15	A	Steve Ough	AHS Challenger	1300	SHIPLEY
22	A	Stephen Glasswell	Storm SF1	1300	Bury St Edmunds
28	A	Ben Williams	Sheane Mk2	1300	EAST GRINSTEAD
30	A	Martin Farmer	GAC 03	1300	Castle Bromwich
33	A	Ryan Lindsay	AHS Challenger	1300	COVENTRY
37	A	Adrian Weston	Leystone	1300	Farnham Surrey
41	A	Richard Dawson	Scarab Mk2	1300	RICHMOND
44	A	Christopher Mather	Sheane Mk2	1300	WITNEY
47	A	Paul Curran	Scarab Mk2	1300	CANNOCK
49	A	Richard Honick	Sheane Mk 3'	1300	Solihull
51	A	Ben Evans	Scarab	1300	Bristol
53	A	John Bowles	Ray 97	1300	Sevenoaks
60	A	Bob Higgins	Sheane 98	1300	Arundel
66	A	Martin Galpin	GAC 01	1300	COLCHESTER
77	A	Stuart Feather	AHS Challenger	1300	Leeds
87	A	Warren Smith	Storm SF1	1300	
94	A	Peter Belsey	Scarab Mk2	1300	Reading

The above are in the 1st Vee practice session; those on the next page are in the 2nd session.

Races 3/8

13 mins + 1 lap

750 Motor Club Formula Vee Championship

The 750 Motor Club Formula Vee championship is ideal for beginner and 'expert' alike, looking for competitive single seater racing on a low budget. It has been run by the 750 Motor Club since 1980 and is probably the cheapest way to go single seater racing in the UK. Engine, gearbox and much of the suspension and braking system is from the VW 1300 Beetle and this, along with a Dunlop 'control' tyre puts the emphasis on driver ability to win races.

No		Driver	Car	ccs	Hometown
4	B	Jake Oliveira	Storm FS1	1300	Brackley
6	B	Paul Smith	GAC 02	1300	GRAYS
8	B	John Hughes	Leystone AHS JH002	1300	Bristol
14	B	Sam Oliveira	Sheane	1300	
16	B	James Birch	Storm SF1	1300	RICKMANSWORTH
23	B	Graham Kiddy	Ray Bowles	1300	Cambridge
29	B	Graham Card	GAC 01	1300	AYLESBURY
32	B	Paul Cox	Leystone	1300	Walsall
34	B	Glyn Davies	Royale RP31M	1300	Doncaster
40	B	Charlie Reilly	Sheane	1300	WICKFORD
43	B	Neale Hurren	AHS Challenger	1300	
45	B	William Burnett	Storm	1300	Fordcombe
48	B	Tim Probert	Sheane	1300	Richmond
50	B	John Townshend	Sheane Mk2	1300	Colchester
52	B	Jon Storer	Scarab Mk2	1300	LINCOLN
55	B	Ed Saunders	Leystone	1300	UTTOXETER
63	B	Guy Bellingham	Scarab Mk2	1300	Aylesbury
67	B	Paul Taylor	Scarab Mk2	1300	East Grinstead
70	B	James Conyers	Leystone	1300	Upper Poppleton
85	B	Tony Dowson	Sheane	1300	London
89	B	Martin Borrow	ACE Mk2	1300	
99	B	Gethin Jones	Spyder	1300	SHEFFIELD

The slowest 24 from practice go into Race 3, the remainder into Race 8; spaces on the back of that grid will be filled by the top finishers in Race 3.



Races 4 & 9

13 mins + 1 lap

750 Motor Club Formula 4 Championship

Single seaters running in 5 classes.
Class A: Cars built after 1/1/95.
Class B: 1/1/90 – 31/12/04.
Class C: 1/1/83 – 31/12/89.
Class D: pre 1.1.83.
Class E: Pre '01 Ford Zetec.
Engines: Ford CVH, Ford 1800 Zetec in both FF Zetec and modified form, motorcycle engines, Pinto & VW Polo.
All classes are limited to 4-speed (or standard box in the bike-engined cars) plus mandatory reverse; these are racing gearboxes with freedom of choice of ratios.
Avon control compound slicks; wets are free.

No	Cls	Driver	Car	Ccs	Hometown
1	A	Barry Pritchard	Van Diemen RF01/4	1800	ATTLEBOROUGH
4	A	Damon Bland	Mygale US2000	1800	TEWKESBURY
5	A	Steve Patania	Van Diemen RF04	1800	Doncaster
8	E	Malcolm Scott	Van Diemen RF00	1800	Upminster
10	E	Peter Allen	Van Diemen RF00	1796	Brentwood
20	A	Erwin Smiech	Van Diemen RF2000	1800	Lincoln
21	A	Mike Webber	Magnum F4A	1600	Gosport
23	A	Nick Barnett	Mygale US2000	1800	ASHFORD
26	B	Chris Vinall	Van Diemen RF94	1000	AXMINSTER
29	E	Chris Timms	Van Diemen	1800	Tamworth
30	D	Stuart Wright	Van Diemen RF82	2000	DROITWICH
34	E	Jennifer Scott	Van Diemen RF99	1800	Barking
42	C	Richard Hypher	Van Diemen RF86	1600	Wantage
45	A	Nigel Edwards	Tatuus FR96/7	2000	STOCKPORT
57	A	Steve Savage	Van Diemen RG95	2000	BURY ST. EDMUNDS
61	B	Chris Kite	Dallara 493	1800	Bracknell
71	B	Kelvin Laidlaw	Van Diemen RF90	1600	Worcester
77	A	Chris Hodgen	Van Diemen RF06	1800	CHORLEY
80	C	Peter Monk	Lotus FVL	1600	Woodbridge
82	A	Steven Griffin	Martini Mk71	2000	Bishop Burton
91	B	David Healey	Delta T92	1600	WORCESTER
96	A	Jason Down	Getem GD304/2	1800	DARTFORD
99	B	Charles Adrian	Van Diemen RF95	1800	Nr Wichingford



Race 5

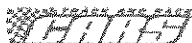
13 mins + 1 lap

Demon Tweaks/Yokohama Hot Hatch Championship

There are three classes which include:- up to 1400cc multi-valve, up to 1600cc two valve and 1601 – 2000cc.

Engines must be the original (type) fitted to the car. Springs and dampers are free, including coil-overs, provided they utilise the original pick-up points. The original gearbox must be used; close-ratio gears are permitted. Final drive ratio is free. LSD or similar is permitted. All cars run on the Yokohama AO32R or AO48R; rim width is free provided they fit within the standard bodywork.

 Damon Trucks

 Hatch

 YOKOHAMA



No	Cls	Driver	Car	Ccs	Hometown
2	A	Mike Webb	Ford Focus ST170	2000	Brighton
3	A	Antony Judd	Astra GTE 16v	2000	Stapleton
7	B	Andy Robinson	Ford XR2	1600	Cramlington
9	B	Stuart Levers	Honda Civic	1600	Nottingham
17	A	Craig Shepherd	Peugeot 306 Gti	2000	Braintree
22	A	Adrian Lowes	Fiesta XR2i	1800	HORSHAM
28	A	Andrew Neal	Honda Integra Type R	1998	Cottingham
60	B	Lee Reynolds	Citroen Saxo	1600	Church Stretton
61	B	Alan Harding	Peugot 106 GTi	1600	Bognor Regis
95	B	Phil Smith	Vauxhall Nova GSi	1600	Glenfield
97	C	Andy McLennan	Suzuki Swift GTi	1300	London Colney

Race 7

13 mins + 1 lap

Historic Formula Junior Championship

Organised by the Aston Martin Owners Club, the Historic Formula Junior Championship is open to single seater racing cars complying with Formula Junior (1958 – 1963) and 500cc Formula 3 (1946 – 1962). All vehicles must have competed in period and in the specification in which they race.

There are 4 classes, being:-
A – Front engined Formula Junior cars built and raced before 31/12/1960.
B – Rear engined Formula Junior cars built and raced before 31/12/1960.
C – Rear and front engined Formula Junior cars built and raced between 1/1/1961 and 31/12/1963.
D – Formula 3 500cc cars built and raced before 31/12/1962.

No	cls	Driver	Car	ccs	Hometown
1	A2	Paul Dixon	Elva 100	996	Ware
4	A2	Derek Walker	Terrier Mk IV	1100	Altrincham
6	A1	Keith Blanshard	Fafnir	997	Tilton on the Hill
7	A2	Duncan Rabagliati	Alexis HF1	1100	
10	A2	Paul Hewes	Lola MkII	997	Suffolk
11	A2	John T Truslove	Lola MkII	1098	Redditch
14	A2	Crispian Besley	Elva	1098	Gayton
15	A2	John Monson	BMC Mk1	998	Beverley
27	A2	Peter Lavender	Elva 100	1000	Egham
29	A2	William Grimshaw	Gimini	1086	Rossendale
44	A2	Andrew Robertson	Crossle 4F	1098	Derby
53	C2	David Grunberg	Lotus 20	1098	London
61	C2	Simon Diffey	Lotus 20	1098	Luton
62	C2	Simon Armer	Crossle 4F	1100	Chester Road
66	C1	Alexander Morton	Ausper T3	1098	Alresford
77	C2	Steve Smith	Cooper T59	1098	
78	C2	Paul Smeeth	Lotus 22	1098	Stamford
83	C2	Barry Westmoreland	Lotus 22	1098	Doncaster
84	C2	Mark Woodhouse	Lotus 20	1098	Bromsgrove
85	C1	John Chisholm	Gemini	1098	Rickmansworth
88	C2	Paul Davis	Lotus 20	1098	Haslemere
94	C2	Tommy Reid	Lotus 22	1100	Tandagree
95	C2	David Brand	Lotus 22	997	Kings Langley





Ever dreamed of going racing? You may have tried track days but, although these can provide the thrill of driving quickly on a race circuit, they cannot compare with the ultimate challenge of true

competition driving against other similar cars.

With over fifty year's experience of organising race meetings and championships, the 750 Motor Club has formulae to cater for most types of car, from hatchbacks to purpose-built 'proper' racing cars. The 750 Motor Club runs race meetings at most of the major UK circuits and provides the best value-for-money circuit racing in the UK.






No matter what you own, with its various championships and series, the 750 Motor Club offers an even better choice of affordable entry-level motorsport.

So, if you long for the excitement of circuit racing at sensible costs, then you should be joining us. The 750 Motor Club has long been at the forefront of 'Club' racing in the UK and currently offers the best value and best action for your weekend pleasure.

For more information see our website

www.750MC.co.uk

or phone 01379 741641.



Don't dream it - do it!

Mallory Park Circuit - Lap Records

Formula	Class	Name	Time	Speed	Date
750 Formula		P. Myatt	0:52.2	93.1	27/10/91
750 Trophy	A	Mark Roper	1:09.14	70.29	06/08/00
	B	David Whetton	1:08.85	70.58	06/08/00
	C	Roger Rowe	0:59.63	81.5	06/08/00
	D	Kerry Horan	1:04.11	75.8	06/08/00
Formula 4	A	Bob Davis	0:46.15	105.3	07/05/89
	B	Martin Wood	0:45.15	107.6	08/04/90
	C	Graham Willcox	0:48.39	100.43	23/03/97
	D	Jon Lucas	0:49.00	99.18	14/08/05
	E	Jeremy Walker	0:49.27	98.64	14/08/05
Formula Vee		Jeremy Clark	0:50.87	95.53	22/03/98
Kit Cars	A	Gary Goodyear	0:51.23	94.87	20/03/2005
	B	Andy Hiley	0:51.13	95.05	20/03/05
RGB	A	James Bickley	0:49.427	98.33	03/06/01
	B	Martin Brooks	0:51.145	95.02	03/06/01
	C	Tim Gray	0:50.78	95.71	20/03/05
Roadsports	A	Phil Gladman	0:51.324	94.69	31/10/99
	B	Ian Jones	0:53.1	91.53	27/03/95
	C	Kevin Ginger	0:55.43	87.67	31/05/98
Caterhams	A	Keith Dunn	0:49.96	97.27	28/03/99
	B	Shaun Lynn	0:51.98	93.5	15/08/04
	C	Thomas Quarendon	0:54.47	89.22	15/08/04
Hot Hatch	A	Craig Shepherd	0:52.14	93.21	14/08/05
	B	Mark Cunningham	0:53.37	91.06	14/08/05
	C				
Stock Hatch		Tony Scarlett	0:56.82	85.53	09/03/03
Locost		Simon Read	0:56.93	85.37	19/10/03

A collage of motorsport-related images including a race car, a checkered flag, a motorcycle helmet, and a motorcycle. The text "MALLORY PARK" is prominently displayed in large, bold, black letters, with "50 Years of Motorsport Glory" written in a smaller, cursive font below it.

2006 The Celebration of 50 years of great motor racing action
at "The Friendly Circuit", Leicestershire's own motorsports centre.

Join us for some of the UK's top motorsport events taking place in 2006...

50th Anniversary Bonhams International Post TT - British Superbike Championship

Annual Race of the Year - International Festival of Sidecars - The '1000 Bikes'

"BRC Live" - 50th Anniversary Car Race Meeting - Vintage & Classic Car Racing
and a whole host of other great race days!

Racing from March thro' October plus Boxing Day. **Child Admission & Car Parking FREE**

For full Event Information and Hospitality & Corporate Packages visit our website.

call: **01455 842931**

fax: **01455 848299**

visit us on the web at...

email: **info@mallypark.co.uk**


www.mallypark.co.uk

Mallory Park - Lap Time Average Speeds

Laptime (secs)

1.35 mile

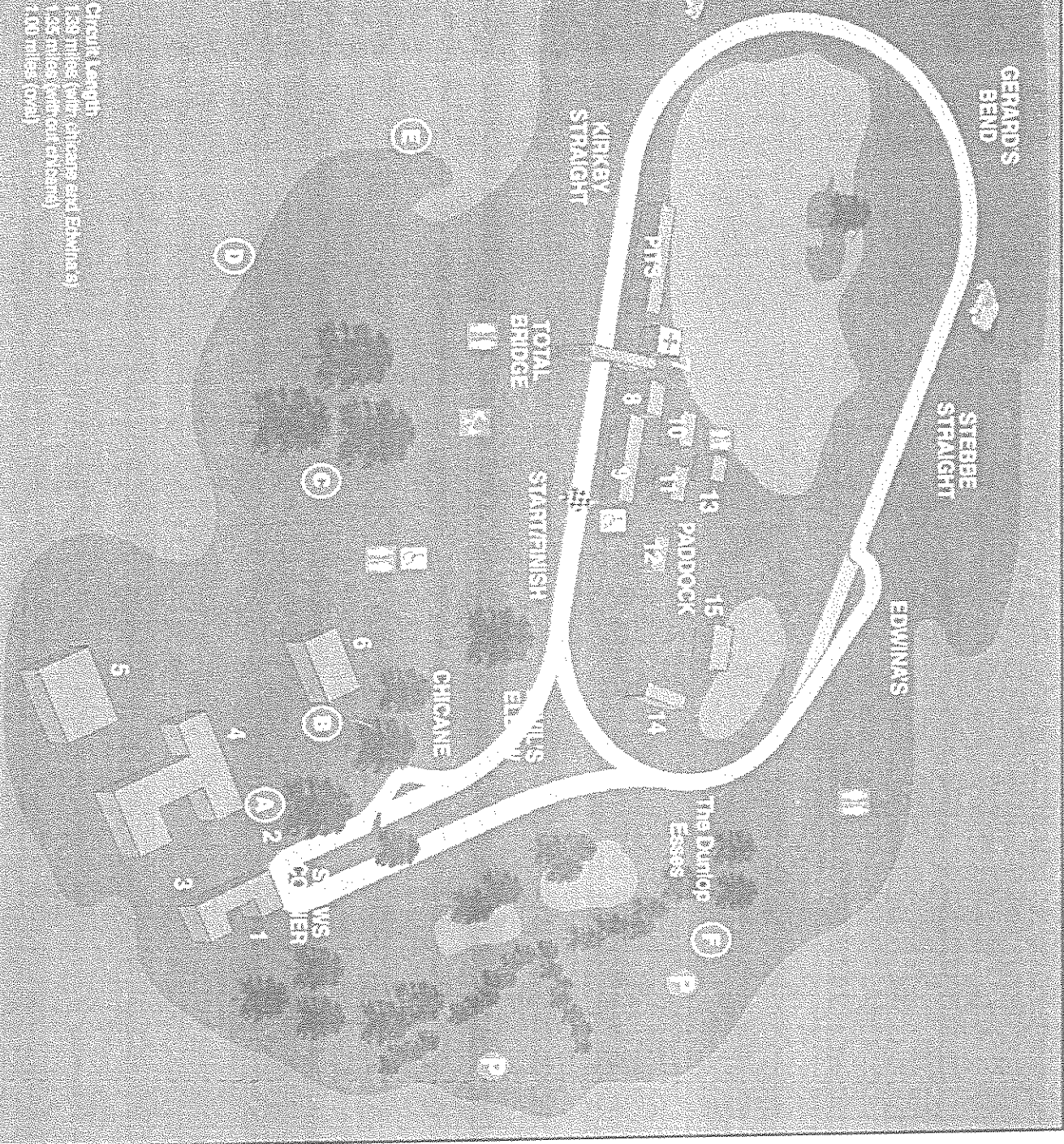
	0	1	2	3	4	5	6	7	8	9
45	108.00	107.76	107.52	107.28	107.04	106.81	106.57	106.34	106.11	105.88
46	105.65	105.42	105.19	104.96	104.74	104.51	104.29	104.06	103.84	103.62
47	103.40	103.18	102.96	102.74	102.53	102.31	102.10	101.88	101.67	101.46
48	101.25	101.03	100.82	100.62	100.41	100.20	100.00	99.79	99.59	99.38
49	99.18	98.98	98.78	98.58	98.38	98.18	97.98	97.78	97.59	97.39
50	97.20	97.00	96.81	96.62	96.42	96.23	96.04	95.85	95.66	95.48
51	95.29	95.10	94.92	94.73	94.55	94.36	94.18	94.00	93.82	93.64
52	93.46	93.28	93.10	92.92	92.74	92.57	92.39	92.22	92.04	91.87
53	91.69	91.52	91.35	91.18	91.01	90.84	90.67	90.50	90.33	90.16
54	90.00	89.83	89.66	89.50	89.33	89.17	89.01	88.84	88.68	88.52
55	88.36	88.20	88.04	87.88	87.72	87.56	87.41	87.25	87.09	86.94
56	86.78	86.63	86.47	86.32	86.17	86.01	85.86	85.71	85.56	85.41
57	85.26	85.11	84.96	84.81	84.66	84.52	84.37	84.22	84.08	83.93
58	83.79	83.64	83.50	83.36	83.21	83.07	82.93	82.79	82.65	82.51
59	82.37	82.23	82.09	81.95	81.81	81.68	81.54	81.40	81.27	81.13
60	81.00	80.86	80.73	80.59	80.46	80.33	80.19	80.06	79.93	79.80
61	79.67	79.54	79.41	79.28	79.15	79.02	78.89	78.76	78.64	78.51
62	78.38	78.26	78.13	78.00	77.88	77.76	77.63	77.51	77.38	77.26
63	77.14	77.02	76.89	76.77	76.65	76.53	76.41	76.29	76.17	76.05
64	75.93	75.81	75.70	75.58	75.46	75.34	75.23	75.11	75.00	74.88
65	74.76	74.65	74.53	74.42	74.31	74.19	74.08	73.97	73.86	73.74
66	73.63	73.52	73.41	73.30	73.19	73.08	72.97	72.86	72.75	72.64
67	72.53	72.42	72.32	72.21	72.10	72.00	71.89	71.78	71.68	71.57
68	71.47	71.36	71.26	71.15	71.05	70.94	70.84	70.74	70.63	70.53
69	70.43	70.33	70.23	70.12	70.02	69.92	69.82	69.72	69.62	69.52
70	69.42	69.32	69.23	69.13	69.03	68.93	68.83	68.74	68.64	68.54
71	68.45	68.35	68.25	68.16	68.06	67.97	67.87	67.78	67.68	67.59
72	67.50	67.40	67.31	67.21	67.12	67.03	66.94	66.85	66.75	66.66
73	66.57	66.48	66.39	66.30	66.21	66.12	66.03	65.94	65.85	65.76
74	65.67	65.58	65.49	65.41	65.32	65.23	65.14	65.06	64.97	64.88
75	64.80	64.71	64.62	64.54	64.45	64.37	64.28	64.20	64.11	64.03
76	63.94	63.86	63.77	63.69	63.61	63.52	63.44	63.36	63.28	63.19
77	63.11	63.03	62.95	62.87	62.79	62.70	62.62	62.54	62.46	62.38
78	62.30	62.22	62.14	62.06	61.98	61.91	61.83	61.75	61.67	61.59
79	61.51	61.44	61.36	61.28	61.20	61.13	61.05	60.97	60.90	60.82
80	60.75	60.67	60.59	60.52	60.44	60.37	60.29	60.22	60.14	60.07




1. Circuit Office
2. Hairpin Gate
3. Workshops/Everyman Driving Centre
4. Coach House Inn
5. Mallory Park Centre
6. Workshops
7. Medical Centre
8. Race Control complex
9. The Hallwood Room
10. Shop
11. Cederwood Building
12. Meek Suite
13. Competitor's changing room
14. Scrutineering bay & petrol pumps
15. Lakeside Diner & Bar

- Childrens Play Area
- Toilets
- Park 'N' View
- Spectator Gates

Circuit Length:
 1.39 miles (with chicanes and S-curves)
 1.25 miles (with out chicanes)
 1.00 miles (oval)





750 Motor Club Locost

Provisional Results - Race 1 - Heat 1

Pl	No	Cl	Name	Car	Laps	Time	Behind	MPH	Best Lap on	MPH	
1	3	LC	Brian MITCHAM	Locost	14	14:12.90		79.77	59.29	11	81.97
2	87	LC	Adam WHITE	Locost	14	14:13.70	0.80	79.70	58.77	14	82.70
3	56	LC	David BARTHOLOMEW	Locost	14	14:13.80	0.90	79.69	58.55	14	83.01
4	24	LC	Danny CASSAR	Locost	14	14:21.98	9.08	78.93	58.98	12	82.40
5	26	LC	Richard JENKINS	Locost	14	14:31.97	19.07	78.03	1:00.55	11	80.26
6	9	LC	Nick LEAR	Locost	14	14:31.98	19.08	78.03	1:00.44	11	80.41
7	44	LC	Gary PARKES	Locost	14	14:32.90	20.00	77.95	1:00.61	12	80.18
8	15	LC	Mark GLOVER	Locost	14	14:34.82	21.92	77.78	59.95	12	81.07
9	47	LC	Robert PALIN	Locost	14	14:38.79	25.89	77.42	59.86	14	81.19
10	22	LC	Ed PITHER	Locost	14	14:49.19	36.29	76.52	59.20	9	82.09
11	76	LC	Simon HUNTER	Locost	14	14:57.29	44.39	75.83	1:02.03	12	78.35
12	27	LC	Karen SHEPHERD	Locost	14	14:57.40	44.50	75.82	1:01.72	8	78.74
13	30	LC	Lynfel OWEN	Locost	14	14:57.90	45.00	75.78	1:01.47	10	79.06
14	31	LC	Samir ABID	Locost	14	15:01.59	48.69	75.47	1:00.45	11	80.40
15	63	LC	Craig TURNER	Locost	14	15:02.55	49.65	75.39	1:01.99	9	78.40
16	21	LC	Jason GIBBONS	Locost	14	15:08.17	55.27	74.92	1:01.17	10	79.45
17	43	LC	Simon WOOD	Locost	14	15:09.48	56.58	74.81	1:01.93	14	78.48
18	48	LC	Paul BRYANT	Locost	13	14:15.70	1 Lap	73.83	1:02.08	9	78.29
19	71	LC	Victoria PICKLES	Locost	13	14:16.38	1 Lap	73.78	1:00.22	13	80.70
20	53	LC	Mark GOGLE	Locost	13	14:20.85	1 Lap	73.39	1:03.54	9	76.49
21	46	LC	Richard HALL	Locost	13	14:21.95	1 Lap	73.30	1:02.80	12	77.39
22	65	LC	Lewis DALLAS	Locost	13	14:33.57	1 Lap	72.32	1:02.65	9	77.57
23	50	LC	Paul BAILEY	Locost	13	14:35.01	1 Lap	72.20	1:04.98	9	74.79
24	67	LC	Ernie GUSHLOW	Locost	13	15:00.16	1 Lap	70.19	1:07.12	11	72.41
<u>Not-Classified</u>											
28	LC		David BLACK	Locost	11	11:33.47	DNF	77.09	1:00.51	10	80.32
55	LC		Steve KIRBY	Locost	11	11:41.75	DNF	76.18	1:00.54	8	80.28
85	LC		James O'DONNELL	Locost	7	7:28.00	DNF	75.94	1:01.73	7	78.73
51	LC		Dougie HANNAH	Locost	3	3:15.09	DNF	74.73	1:02.10	2	78.26
<u>Fastest Lap</u>											
56	LC		David BARTHOLOMEW	Locost					58.55	14	83.01

Start Time : 12:03

Mallory Park

12 Mar 06 12:17

Clerk of Course:  12.77	Time Issued:	Chief Timekeeper: 
---	--------------	--

THESE RESULTS REMAIN PROVISIONAL FOR A MINIMUM OF 30 MINUTES FROM THE TIME OF ISSUE



750 Motor Club Locost

Provisional Results - Race 2

Pl	No	Cl	Name	Car	Laps	Time	Behind	MPH	Best Lap on	MPH	
1	1	LC	Declan McDONNELL	Locost	10	9:50.32		82.33	57.31	6	84.80
2	20	LC	Aaron BAILEY	Locost	10	9:50.50	0.18	82.30	57.16	9	85.02
3	2	LC	Brendan DUDLEY	Locost	10	9:51.00	0.68	82.23	57.07	9	85.16
4	87	LC	Adam WHITE	Locost	10	9:51.44	1.12	82.17	57.55	8	84.45
5	83	LC	Paul PRESGRAVES	Locost	10	9:51.48	1.16	82.17	57.03	9	85.22
6	22	LC	Ed PITHER	Locost	10	9:51.54	1.22	82.16	56.80	10	85.56
7	8	LC	Alastair GARRATT	Locost	10	9:52.14	1.82	82.08	56.80	10	85.56
8	9	LC	Nick LEAR	Locost	10	9:52.26	1.94	82.06	57.45	9	84.60
9	13	LC	Matt CHERRINGTON	Locost	10	9:52.82	2.50	81.98	56.92	10	85.38
10	24	LC	Danny CASSAR	Locost	10	9:55.14	4.82	81.66	57.95	4	83.87
11	47	LC	Robert PALIN	Locost	10	9:55.36	5.04	81.63	57.74	8	84.17
12	26	LC	Richard JENKINS	Locost	10	9:56.40	6.08	81.49	57.96	8	83.85
13	72	LC	Gregg CASTREE	Locost	10	9:56.64	6.32	81.46	57.95	8	83.87
14	15	LC	Mark GLOVER	Locost	10	9:59.27	8.95	81.10	58.03	8	83.75
15	43	LC	Simon WOOD	Locost	10	10:14.75	24.43	79.06	59.06	4	82.29
16	44	LC	Gary PARKES	Locost	10	10:15.33	25.01	78.98	57.88	7	83.97
17	63	LC	Craig TURNER	Locost	10	10:15.43	25.11	78.97	59.80	5	81.27
18	76	LC	Simon HUNTER	Locost	10	10:15.78	25.46	78.92	59.47	3	81.72
19	30	LC	Lynfel OWEN	Locost	10	10:15.99	25.67	78.90	59.44	3	81.76
20	31	LC	Samir ABID	Locost	10	10:16.44	26.12	78.84	58.80	4	82.65
21	27	LC	Karen SHEPHERD	Locost	10	10:16.66	26.34	78.81	59.27	4	82.00
22	71	LC	Victoria PICKLES	Locost	10	10:24.21	33.89	77.86	59.82	5	81.24
23	53	LC	Mark GOGLE	Locost	10	10:31.13	40.81	77.00	1:00.84	5	79.88
24	21	LC	Jason GIBBONS	Locost	10	10:40.92	50.60	75.83	59.33	5	81.91
25	56	LC	David BARTHOLOMEW	Locost	9	9:58.33	1 Lap	73.10	57.52	5	84.49

Non-Starters

14	LC	Martin GAMBLING	Locost
3	LC	Brian MITCHAM	Locost
69	LC	Spencer LYON	Locost

Fastest Lap

22	LC	Ed PITHER	Locost	56.80	10	85.56
8	LC	Alastair GARRATT	Locost	56.80	10	85.56

No 3, 14 & 69 took original start.

Start Time : 13:13

Mallory Park

12 Mar 06 13:25

Clerk of Course:

[Signature] 13.42

Time Issued:

Chief Timekeeper:

[Signature]

THESE RESULTS REMAIN PROVISIONAL FOR A MINIMUM OF 30 MINUTES FROM THE TIME OF ISSUE



750 Motor Club Formula Vee

Provisional Results - Race 3 - Heat

Pl	No	Cl	Name	Car	Laps	Time	Behind	MPH	Best Lap on	MPH
1	11	FV	Jamie CONYERS	GAC 03	16	14:31.96		89.18	53.00	16 91.70
2	49	FV	Richard HONICK	Sheane Mk3	16	14:38.76	6.80	88.49	53.00	16 91.70
3	22	FV	Stephen GLASSWELL	Storm SF1	16	14:38.83	6.87	88.48	52.96	16 91.77
4	87	FV	Warren SMITH	Storm SF1	16	14:55.95	23.99	86.79	53.24	10 91.28
5	37	FV	Adrian WESTON	Leastone	16	14:56.32	24.36	86.75	53.85	16 90.25
6	15	FV	Steve OUGH	AHS Challenger	16	14:58.04	26.08	86.59	53.58	10 90.71
7	30	FV	Martin FARMER	GAC 03	16	14:58.24	26.28	86.57	53.85	12 90.25
8	89	FV	Martin BORROW	ACE Mk2	16	15:11.06	39.10	85.35	55.57	4 87.46
9	16	FV	James BIRCH	Storm SF1	16	15:14.83	42.87	85.00	54.92	14 88.49
10	44	FV	Christopher MATHER	Sheane Mk2	16	15:18.35	46.39	84.67	55.82	5 87.07
11	85	FV	Tony DOWSON	Sheane	16	15:19.21	47.25	84.59	54.94	16 88.46
12	94	FV	Peter BELSEY	Scarab Mk2	16	15:21.75	49.79	84.36	54.92	16 88.49
13	51	FV	Ben EVANS	Scarab	16	15:23.46	51.50	84.21	54.54	6 89.11
14	53	FV	John BOWLES	Ray 97	16	15:28.05	56.09	83.79	55.47	5 87.61
15	60	FV	Bob HIGGINS	Sheane 98	15	14:48.61	1 Lap	82.04	54.98	7 88.40
16	50	FV	John TOWNSHEND	Sheane Mk2	15	14:58.64	1 Lap	81.12	54.97	11 88.41
17	55	FV	Ed SAUNDERS	Leastone	15	15:02.35	1 Lap	80.79	56.79	15 85.58
18	41	FV	Richard DAWSON	Scarab Mk2	15	15:04.52	1 Lap	80.60	56.88	15 85.44
19	34	FV	Glyn DAVIES	Royale RP31M	14	15:33.10	2 Laps	72.92	1:03.51	14 76.52
20	28	FV	Ben WILLIAMS	Sheane Mk2	13	15:13.86	3 Laps	69.14	1:05.11	13 74.64

Not-Classified

66	FV	Martin GALPIN	GAC 01	12	11:29.68	DNF	84.56	54.66	12 88.91
70	FV	James CONYERS	Leastone	9	13:31.94	DNF	53.87	55.84	7 87.03
48	FV	Tim PROBERT	Sheane	7	6:53.30	DNF	82.31	57.00	3 85.26

Non-Starters

33	FV	Ryan LINDSAY	AHS Challenger
----	----	--------------	----------------

Fastest Lap

22	FV	Stephen GLASSWELL	Storm SF1	52.96	16	91.77
----	----	-------------------	-----------	-------	----	-------

Start Time : 12:33

Mallory Park

12 Mar 06 12:47

Clerk of Course:


[Signature] 12.5V

Time Issued:

Chief Timekeeper:

[Signature]

THESE RESULTS REMAIN PROVISIONAL FOR A MINIMUM OF 30 MINUTES FROM THE TIME OF ISSUE



750 Motor Club Formula 4

Provisional Results - Race 4

Pl	No	Cl	Name	Car	Laps	Time	Behind	MPH	Best Lap on	MPH
1	1	F4A	Barry PRITCHARD	Van Diemen RF01/4	18	14:19.34		101.80	45.97	10 105.72
2	5	F4A	Steve PATANIA	Van Diemen RF04	18	14:23.94	4.60	101.26	46.33	5 104.90
3	4	F4A	Damon BLAND	Mygale US2000	18	14:28.56	9.22	100.72	46.35	12 104.85
4	20	F4A	Erwin SMIECH	Van Diemen RF2000	18	14:55.44	36.10	97.69	47.90	5 101.46
5	61	F4B	Chris KITE	Dallara 493	18	14:59.09	39.75	97.30	47.83	3 101.61
6	57	F4A	Steve SAVAGE	Van Diemen RG95	18	15:00.69	41.35	97.13	48.12	18 101.00
7	26	F4B	Chris VINALL	Van Diemen RF94	18	15:11.77	52.43	95.95	47.86	12 101.55
8	99	F4B	Charles ADRIAN	Van Diemen RF95	17	14:21.36	1 Lap	95.92	48.62	8 99.96
9	23	F4A	Nick BARNETT	Mygale US2000	17	14:23.69	1 Lap	95.66	48.15	16 100.93
10	42	F4C	Richard HYPHER	Van Diemen RF86	17	14:23.75	1 Lap	95.65	48.45	8 100.31
11	77	F4A	Chris HODGEN	Van Diemen RF06	17	14:27.64	1 Lap	95.22	47.96	5 101.33
12	10	F4E	Peter ALLEN	Van Diemen RF00	17	14:35.17	1 Lap	94.40	49.94	6 97.32
13	30	F4D	Stuart WRIGHT	Van Diemen RF82	17	15:03.69	1 Lap	91.43	51.01	3 95.28
14	8	F4E	Malcolm SCOTT	Van Diemen RF00	17	15:09.34	1 Lap	90.86	50.73	2 95.80
15	21	F4A	Mike WEBBER	Magnum F4A	17	15:11.51	1 Lap	90.64	51.63	9 94.13
16	80	F4C	Peter MONK	Lotus FVL	16	15:11.51	2 Laps	85.31	55.07	2 88.25
17	34	F4E	Jennifer SCOTT	Van Diemen RF99	16	15:13.71	2 Laps	85.10	55.10	15 88.20
18	* 82	F4A	Steven GRIFFIN	Martini MK71	15	14:22.99	3 Laps	84.47	55.21	9 88.03
19	25	F4E	Simon EMMERSON	Van Diemen RF98	15	14:23.46	3 Laps	84.43	55.02	9 88.33

Not-Classified

* 96	F4A	Jason DOWN	Getem GD304/2	15	13:15.29	DNF	91.66	50.87	9 95.54
91	F4B	David HEALEY	Delta T92	13	11:40.11	DNF	90.24	51.71	13 93.99
71	F4B	Kelvin LAIDLAW	Van Diemen RF90	7	6:11.73	DNF	91.52	50.23	5 96.75

Non-Starters

29	F4E	Chris TIMMS	Van Diemen							
----	-----	-------------	------------	--	--	--	--	--	--	--

Fastest Lap

1	F4A	Barry PRITCHARD	Van Diemen RF01/4				45.97	10 105.72
61	F4B	Chris KITE	Dallara 493				47.83	3 101.61
42	F4C	Richard HYPHER	Van Diemen RF86				48.45	8 100.31
10	F4E	Peter ALLEN	Van Diemen RF00				49.94	6 97.32
30	F4D	Stuart WRIGHT	Van Diemen RF82				51.01	3 95.28

* No 82 & 96 MUST HAVE WORKING TRANSPONDER FOR NEXT RACE

Start Time : 13:42

Mallory Park

12 Mar 06 14:01

Clerk of Course:

Time Issued:

Chief Timekeeper:

THESE RESULTS REMAIN PROVISIONAL FOR A MINIMUM OF 30 MINUTES FROM THE TIME OF ISSUE



Demon Tweeks / Yokohama Hot Hatch

Provisional Results - Race 5

Pl	No	Cl	Name	Car	Laps	Time	Behind	MPH	Best Lap on	MPH
1	28	HHA	Andrew NEAL	Honda Integra Type R	12	11:02.89		87.98	53.17	7 91.40
2	97	HHC	Andy McLENNAN	Suzuki Swift GTi	12	11:06.42	3.53	87.51	53.47	2 90.89
3	17	HHA	Craig SHEPHERD	Peugeot 306 GTi	12	11:08.58	5.69	87.23	53.07	10 91.58
4	3	HHA	Antony JUDD	Astra GTE 16v	12	11:19.28	16.39	85.86	54.50	8 89.17
5	96	HHA	Matt HOWARTH	Vauxhall Astra GTE	12	11:34.22	31.33	84.01	55.08	12 88.24
6	61	HHB	Alan HARDING	Peugot 106 GTi	12	11:52.33	49.44	81.87	57.83	6 84.04
7	22	HHA	Adrian LOWES	Fiesta XR2i	11	11:35.87	1 Lap	76.82	59.24	5 82.04
Not-Classified										
	7	HHB	Andy ROBINSON	Ford XR2	6	5:51.09	DNF	83.06	53.58	2 90.71
	2	HHA	Mike WEBB	Ford Focus ST170	2	1:55.42	DNF	84.21	53.27	2 91.23
Non-Starters										
	9	HHB	Stuart LEVERS	Honda Civic						
	95	HHB	Phil SMITH	Vauxhall Nova GSi						
Fastest Lap										
	17	HHA	Craig SHEPHERD	Peugeot 306 GTi					53.07	10 91.58
	97	HHC	Andy McLENNAN	Suzuki Swift GTi					53.47	2 90.89
	7	HHB	Andy ROBINSON	Ford XR2					53.58	2 90.71

Start Time : 14:18

Mallory Park

12 Mar 06 14:28

Clerk of Course: <i>[Signature]</i> 14:31	Time Issued:	Chief Timekeeper: <i>[Signature]</i>
--	--------------	---

THESE RESULTS REMAIN PROVISIONAL FOR A MINIMUM OF 30 MINUTES FROM THE TIME OF ISSUE



750 Motor Club Locost

Provisional Results - Race 6 - Heat 2

Pl	No	Cl	Name	Car	Laps	Time	Behind	MPH	Best Lap on	MPH	
1	2	LC	Brendan DUDLEY	Locost	15	14:40.99		82.75	57.65	11	84.30
2	56	LC	David BARTHOLOMEW	Locost	15	14:41.49	0.50	82.70	56.98	15	85.29
3	87	LC	Adam WHITE	Locost	15	14:41.58	0.59	82.69	57.44	15	84.61
4	44	LC	Gary PARKES	Locost	15	14:42.80	1.81	82.58	57.30	13	84.82
5	28	LC	David BLACK	Locost	15	14:42.91	1.92	82.57	57.04	15	85.20
6	9	LC	Nick LEAR	Locost	15	14:43.16	2.17	82.54	56.93	12	85.37
7	8	LC	Alastair GARRATT	Locost	15	14:43.76	2.77	82.49	57.03	12	85.22
8	26	LC	Richard JENKINS	Locost	15	14:45.50	4.51	82.33	57.74	12	84.17
9	72	LC	Gregg CASTREE	Locost	15	14:45.63	4.64	82.31	56.96	13	85.32
10	47	LC	Robert PALIN	Locost	15	14:46.10	5.11	82.27	57.19	11	84.98
11	15	LC	Mark GLOVER	Locost	15	14:46.50	5.51	82.23	57.36	15	84.73
12	27	LC	Karen SHEPHERD	Locost	15	14:56.70	15.71	81.30	58.14	9	83.59
13	43	LC	Simon WOOD	Locost	15	15:04.05	23.06	80.64	58.46	6	83.13
14	76	LC	Simon HUNTER	Locost	15	15:04.78	23.79	80.57	58.99	6	82.39
15	31	LC	Samir ABID	Locost	15	15:11.70	30.71	79.96	58.64	12	82.88
16	21	LC	Jason GIBBONS	Locost	15	15:12.32	31.33	79.91	58.53	14	83.03
17	30	LC	Lynfel OWEN	Locost	15	15:12.71	31.72	79.87	58.69	12	82.81
18	53	LC	Mark GOGLE	Locost	15	15:18.59	37.60	79.36	59.55	10	81.61
19	71	LC	Victoria PICKLES	Locost	15	15:19.17	38.18	79.31	59.43	12	81.78
20	46	LC	Richard HALL	Locost	14	14:42.49	1 Lap	77.10	1:00.88	4	79.83
21	65	LC	Lewis DALLAS	Locost	14	14:59.73	1 Lap	75.62	1:01.61	4	78.88
22	67	LC	Ernie GUSHLOW	Locost	14	15:09.57	1 Lap	74.80	1:02.56	5	77.69
23	50	LC	Paul BAILEY	Locost	14	15:24.63	1 Lap	73.59	1:03.34	14	76.73

Non-Starters

22	LC	Ed PITHER	Locost
3	LC	Brian MITCHAM	Locost
48	LC	Paul BRYANT	Locost
55	LC	Steve KIRBY	Locost
63	LC	Craig TURNER	Locost

Fastest Lap

9	LC	Nick LEAR	Locost	56.93	12	85.37
---	----	-----------	--------	-------	----	-------


Start Time : 14:38

Mallory Park

12 Mar 06 14:54

Clerk of Course: <i>[Signature]</i>	Time Issued: <i>15:00</i>	Chief Timekeeper: <i>[Signature]</i>
--	------------------------------	---

THESE RESULTS REMAIN PROVISIONAL FOR A MINIMUM OF 30 MINUTES FROM THE TIME OF ISSUE



Millers Oils Historic Formula Junior

Provisional Results - Race 7

Pl	No	Cl	Name	Car	Laps	Time	Behind	MPH	Best Lap on	MPH	
1	84	JC2	Mark WOODHOUSE	Lotus 20	16	14:14.89		90.96	52.06	16	93.35
2	77	JC2	Steve SMITH	Cooper T59	16	14:15.57	0.68	90.89	51.89	16	93.66
3	83	JC2	Barry WESTMORELAND	Lotus 22	16	14:35.31	20.42	88.84	53.22	12	91.32
4	78	JC2	Paul SMEETH	Lotus 22	16	14:35.83	20.94	88.78	53.49	10	90.86
5	62	JC2	Simon ARMER	Crossle 4F	16	14:55.63	40.74	86.82	54.10	14	89.83
6	11	JA2	John T TRUSLOVE	Lola Mk2	16	15:09.82	54.93	85.47	55.80	7	87.10
7	14	JA2	Crispian BESLEY	Elva	15	14:35.19	1 Lap	83.30	56.86	14	85.47
8	29	JA2	William GRIMSHAW	Gemini	15	14:36.99	1 Lap	83.13	55.91	12	86.93
9	85	JC1	John CHISHOLM	Gemini	15	15:03.11	1 Lap	80.72	57.88	12	83.97
10	88	JC2	Paul DAVIS	Lotus 20	15	15:10.57	1 Lap	80.06	57.92	15	83.91
11	7	JA2	Duncan RABAGLIATI	Alexis HF1	14	14:20.25	2 Laps	79.09	59.58	12	81.57
12	10	JA2	Paul HEWES	Lola Mk2	14	14:40.92	2 Laps	77.24	1:00.89	13	79.82
13	27	JA2	Steve RUSSELL	Elva 100	14	15:10.01	2 Laps	74.77	1:03.06	9	77.07

Not-Classified

61	JC2	Simon DIFFEY	Lotus 20	13	11:56.21	DNF	88.21	52.42	10	92.71
95	JC2	David BRAND	Lotus 22	13	13:04.17	DNF	80.57	58.56	9	82.99
66	JC1	Alexander MORTON	Ausper T3	9	9:53.90	DNF	73.65	1:02.38	7	77.91
15	JA2	John MONSON	BMC Mk1	1	1:09.97	DNF	69.46		0	0.00

Fastest Lap

77	JC2	Steve SMITH	Cooper T59					51.89	16	93.66
11	JA2	John T TRUSLOVE	Lola Mk2					55.80	7	87.10
85	JC1	John CHISHOLM	Gemini					57.88	12	83.97

Start Time : 15:03

Mallory Park

12 Mar 06 15:17

Clerk of Course:

Time Issued:

Chief Timekeeper:

THESE RESULTS REMAIN PROVISIONAL FOR A MINIMUM OF 30 MINUTES FROM THE TIME OF ISSUE



750 Motor Club Formula Vee

Provisional Results - Race 8

Pl	No	Cl	Name	Car	Laps	Time	Behind	MPH	Best Lap on	MPH
1	29	FV	Graham CARD	GAC 01	13	11:24.40		92.31	50.99	5 95.31
2	8	FV	John HUGHES	Leystone AHS JH002	13	11:25.72	1.32	92.14	51.26	5 94.81
3	2	FV	Martyn DONN	Scarab	13	11:26.00	1.60	92.10	51.67	8 94.06
4	4	FV	Jake OLIVEIRA	Storm FS1	13	11:27.57	3.17	91.89	51.67	7 94.06
5	63	FV	Guy BELLINGHAM	Scarab Mk2	13	11:28.70	4.30	91.74	51.46	5 94.44
6	14	FV	Sam OLIVEIRA	Sheane	13	11:35.24	10.84	90.88	51.65	4 94.09
7	22	FV	Stephen GLASSWELL	Storm SF1	13	11:42.02	17.62	90.00	52.44	5 92.68
8	11	FV	Jamie CONYERS	GAC 03	13	11:42.21	17.81	89.97	52.57	9 92.45
9	49	FV	Richard HONICK	Sheane Mk3	13	11:57.71	33.31	88.03	53.52	5 90.81
10	37	FV	Adrian WESTON	Leystone	13	11:59.66	35.26	87.79	53.46	4 90.91
11	43	FV	Neale HURREN	AHS Challenger	13	11:59.87	35.47	87.77	53.49	10 90.86
12	23	FV	Graham KIDDY	Ray Bowles	13	12:05.63	41.23	87.07	54.01	2 89.98
13	7	FV	Ian BUXTON	GAC01/Daghorn	13	12:15.94	51.54	85.85	52.03	2 93.41
14	16	FV	James BIRCH	Storm SF1	13	12:19.44	55.04	85.44	53.62	4 90.64
15	30	FV	Martin FARMER	GAC 03	13	12:25.78	1:01.38	84.72	53.06	6 91.59
16	77	FV	Stuart FEATHER	AHS Challenger	12	11:26.66	1 Lap	84.93	54.16	10 89.73
17	89	FV	Martin BORROW	ACE Mk2	12	11:27.08	1 Lap	84.88	54.93	10 88.48
18	94	FV	Peter BELSEY	Scarab Mk2	12	11:27.89	1 Lap	84.78	54.48	9 89.21
19	44	FV	Christopher MATHER	Sheane Mk2	12	11:28.56	1 Lap	84.70	54.58	2 89.04
20	85	FV	Tony DOWSON	Sheane	12	11:32.91	1 Lap	84.17	55.85	10 87.02
21	99	FV	Gethin JONES	Spyder	12	11:58.43	1 Lap	81.18	53.85	2 90.25
22	47	FV	Paul CURRAN	Scarab Mk2	11	12:11.21	2 Laps	73.11	53.48	2 90.88
<u>Not-Classified</u>										
5	FV	Daniel HANDS	AHS Challenger	11	9:56.01	DNF	89.7	51.62	2 94.15	
67	FV	Paul TAYLOR	Scarab Mk2	7	6:34.20	DNF	86.30	54.24	2 89.60	
15	FV	Steve OUGH	AHS Challenger	3	3:01.43	DNF	80.36	54.94	2 88.46	
52	FV	Jon STORER	Scarab Mk2	2	1:58.75	DNF	81.85	54.49	2 89.19	
<u>Non-Starters</u>										
6	FV	Paul SMITH	GAC 02							
87	FV	Warren SMITH	Storm SF1							
<u>Fastest Lap</u>										
29	FV	Graham CARD	GAC 01					50.99	5 95.31	

Start Time : 15:50

Mallory Park

12 Mar 06 16:15

Clerk of Course: A S Gx 16:17	Time Issued:	Chief Timekeeper: [Signature]
----------------------------------	--------------	----------------------------------

THESE RESULTS REMAIN PROVISIONAL FOR A MINIMUM OF 30 MINUTES FROM THE TIME OF ISSUE



750 Motor Club Formula 4

Provisional Results - Race 9

Pl	No	Cl	Name	Car	Laps	Time	Behind	MPH	Best Lap on	MPH
1	1	F4A	Barry PRITCHARD	Van Diemen RF01/4	18	14:15.39		102.27	45.21	17 107.50
2	5	F4A	Steve PATANIA	Van Diemen RF04	18	14:21.84	6.45	101.50	45.98	18 105.70
3	61	F4B	Chris KITE	Dallara 493	18	14:22.59	7.20	101.42	45.82	18 106.07
4	4	F4A	Damon BLAND	Mygale US2000	18	14:38.12	22.73	99.62	46.03	11 105.58
5	20	F4A	Erwin SMIECH	Van Diemen RF2000	18	14:46.06	30.67	98.73	47.62	2 102.06
6	77	F4A	Chris HODGEN	Van Diemen RF06	18	14:49.51	34.12	98.35	47.67	11 101.95
7	99	F4B	Charles ADRIAN	Van Diemen RF95	18	14:55.82	40.43	97.65	48.03	16 101.19
8	26	F4B	Chris VINALL	Van Diemen RF94	17	14:16.97	1 Lap	96.41	47.82	12 101.63
9	10	F4E	Peter ALLEN	Van Diemen RF00	17	14:31.25	1 Lap	94.83	49.97	12 97.26
10	96	F4A	Jason DOWN	Getem GD304/2	17	14:36.24	1 Lap	94.29	48.93	14 99.33
11	21	F4A	Mike WEBBER	Magnum F4A	17	14:51.80	1 Lap	92.64	50.92	3 95.44
12	8	F4E	Malcolm SCOTT	Van Diemen RF00	17	14:55.64	1 Lap	92.25	49.34	14 98.50
13	71	F4B	Kelvin LAIDLAW	Van Diemen RF90	17	14:56.55	1 Lap	92.15	49.90	17 97.39
14	91	F4B	David HEALEY	Delta T92	16	14:33.54	2 Laps	89.02	51.64	11 94.11
15	25	F4E	Simon EMMERSON	Van Diemen RF98	16	14:55.61	2 Laps	86.82	52.84	16 91.98
16	82	F4A	Steven GRIFFIN	Martini MK71	16	14:56.38	2 Laps	86.75	52.78	15 92.08
17	34	F4E	Jennifer SCOTT	Van Diemen RF99	16	15:01.80	2 Laps	86.23	54.24	16 89.60
18	80	F4C	Peter MONK	Lotus FVL	16	15:02.29	2 Laps	86.18	54.34	16 89.44
<u>Not-Classified</u>										
30	F4D	Stuart WRIGHT	Van Diemen RF82		6	5:22.24	DNF	90.49	51.46	4 94.44
42	F4C	Richard HYPHER	Van Diemen RF86		3	2:48.27	DNF	86.65	49.99	3 97.22
<u>Non-Starters</u>										
23	F4A	Nick BARNETT	Mygale US2000							
29	F4E	Chris TIMMS	Van Diemen							
57	F4A	Steve SAVAGE	Van Diemen RG95							
<u>Fastest Lap</u>										
1	F4A	Barry PRITCHARD	Van Diemen RF01/4						45.21	17 107.50
61	F4B	Chris KITE	Dallara 493						45.82	18 106.07
8	F4E	Malcolm SCOTT	Van Diemen RF00						49.34	14 98.50
42	F4C	Richard HYPHER	Van Diemen RF86						49.99	3 97.22
30	F4D	Stuart WRIGHT	Van Diemen RF82						51.46	4 94.44

Start Time : 16:20

Mallory Park

12 Mar 06 16:33

Clerk of Course: <i>[Signature]</i>	Time Issued:	Chief Timekeeper: <i>[Signature]</i>
-------------------------------------	--------------	--------------------------------------

THESE RESULTS REMAIN PROVISIONAL FOR A MINIMUM OF 30 MINUTES FROM THE TIME OF ISSUE



750 Motor Club Locost

Provisional Results - Race 10 - Final 2

Pl	No	Cl	Name	Car	Laps	Time	Behind	MPH	Best Lap on	MPH	
1	1	LC	Declan McDONNELL	Locost	15	14:35.96		83.22	14	84.88	
2	14	LC	Martin GAMBLING	Locost	15	14:35.98	0.02	83.22	14	84.82	
3	2	LC	Brendan DUDLEY	Locost	15	14:40.53	4.57	82.79	15	84.24	
4	20	LC	Aaron BAILEY	Locost	15	14:41.17	5.21	82.73	6	84.89	
5	56	LC	David BARTHOLOMEW	Locost	15	14:41.20	5.24	82.73	7	84.95	
6	9	LC	Nick LEAR	Locost	15	14:41.40	5.44	82.71	8	85.14	
7	8	LC	Alastair GARRATT	Locost	15	14:41.84	5.88	82.67	7	84.98	
8	83	LC	Paul PRESGRAVES	Locost	15	14:42.10	6.14	82.64	7	84.43	
9	13	LC	Matt CHERRINGTON	Locost	15	14:42.43	6.47	82.61	9	85.20	
10	87	LC	Adam WHITE	Locost	15	14:55.25	19.29	81.43	5	83.85	
11	85	LC	James O'DONNELL	Locost	15	14:58.05	22.09	81.18	7	83.23	
12	47	LC	Robert PALIN	Locost	15	15:00.34	24.38	80.97	14	83.30	
13	28	LC	David BLACK	Locost	15	15:02.35	26.39	80.79	5	83.63	
14	26	LC	Richard JENKINS	Locost	15	15:04.09	28.13	80.63	5	83.56	
15	15	LC	Mark GLOVER	Locost	15	15:04.10	28.14	80.63	7	83.75	
16	43	LC	Simon WOOD	Locost	15	15:05.56	29.60	80.50	7	83.56	
17	31	LC	Samir ABID	Locost	15	15:13.18	37.22	79.83	8	82.34	
18	76	LC	Simon HUNTER	Locost	15	15:15.55	39.59	79.62	9	81.83	
19	30	LC	Lynfel OWEN	Locost	15	15:15.79	39.83	79.60	6	82.15	
20	27	LC	Karen SHEPHERD	Locost	15	15:15.93	39.97	79.59	6	81.89	
21	21	LC	Jason GIBBONS	Locost	15	15:33.25	57.29	78.11	7	81.26	
22	46	LC	Richard HALL	Locost	15	15:33.77	57.81	78.07	13	80.70	
23	53	LC	Mark GOGLE	Locost	15	15:35.00	59.04	77.97	14	80.41	
24	71	LC	Victoria PICKLES	Locost	14	14:36.98	1 Lap	77.58	6	80.26	
25	24	LC	Danny CASSAR	Locost	14	14:44.53	1 Lap	76.92	2	82.18	
26	51	LC	Dougie HANNAH	Locost	14	14:54.82	1 Lap	76.04	3	80.45	
<u>Not-Classified</u>											
72	LC		Gregg CASTREE	Locost	14	13:58.07	DNF	81.19	4	83.51	
44	LC		Gary PARKES	Locost	4	5:31.11	DNF	58.71	1:04.05	4	75.88
<u>Non-Starters</u>											
69	LC		Spencer LYON	Locost							
<u>Fastest Lap</u>											
13	LC		Matt CHERRINGTON	Locost				57.04	9	85.20	

Start Time : 16:41

Mallory Park

12 Mar 06 16:59

Clerk of Course: 	Time Issued:	Chief Timekeeper:
----------------------	--------------	-----------------------

THESE RESULTS REMAIN PROVISIONAL FOR A MINIMUM OF 30 MINUTES FROM THE TIME OF ISSUE