







# 750 Motor Club




## Snetterton

14th & 15th Apr '06



   
MotorSportVision  
**Snetterton**  
Official Programme - £2.50





This meeting is held under the General Regulations of the MSA (incorporating the provisions of the International Sporting Code of the FIA) and the Supplementary Regulations, Final Instructions and any written instructions which the Organisers issue for the race meeting. **MSA Permit: 34283.**

### RACE MEETING OFFICIALS

MSA STEWARD  
C.J.Drake

CLERKS OF COURSE  
V.Ayres

A.Cox J.Smith

CLUB STEWARDS  
D.Brice N.Benfield

TIMEKEEPERS  
T.Stevens (Chief)  
A.Stevens P.Arch

SCRUTINEERS  
D.F.D.Smith (Chief)  
H.Fisher R.Blackmore  
G.Deacon R.Byatt  
C.Hollingsworth  
M.Lambkin-Smith

INCIDENT OFFICER  
A.Bennett  
CHIEF MARSHAL  
P.Harding  
CHIEF OBSERVER  
P.Stenning

RACE RESCUE UNIT/S  
750 Motor Club  
Phoenix Rescue

COMMENTATOR  
I.Sowman

SECRETARY  
OF THE MEETING  
Robin Knight

MARSHALS  
750 Motor Club  
BMRMC & friends

BREAKDOWN UNITS  
Red Rocket Recovery

### APPROXIMATE TIMETABLE

#### Friday 14<sup>th</sup>

1.	MR2 Challenge	9.00
2.	750MC Formula 4 Championship	9.25
3.	Demon Tweeks/Yokohama Stock Hatch session A	9.55
4.	Demon Tweeks/Yokohama Stock Hatch session B	10.20
5.	750MC Locost Championship	10.50
6.	MDS Battery RGB Championship	11.15

#### Races (\*= green flag lap)

1.	MR2 Challenge	12.35
2.	Demon Tweeks/Yokohama Stock Hatch Heat	1.05
3.	750MC Formula 4 Championship *	1.35
4.	750MC Locost Championship Heat	2.10
5.	MDS Battery RGB Championship	2.40
6.	Demon Tweeks/Yokohama Stock Hatch Final	3.10
7.	750MC Locost Championship Final	3.40

#### General Test session A

4.15

#### General Test session B

4.45

#### Saturday 15<sup>th</sup>

1.	Which Kit? Kit Car Championship	9.00
2.	750 MC Roadsports & 7 Championships	9.25
3.	SR & GT Challenge	9.55

#### Races (\*= green flag lap)

8.	750MC Formula 4 Championship *	10.25
9.	MR2 Challenge *	11.00
10.	Demon Tweeks/Yokohama Stock Hatch Heat *	11.30
11.	750MC Locost Championship Heat *	12.00
12.	MDS Battery RGB Championship *	12.30
13.	Demon Tweeks/Yokohama Stock Hatch Final *	1.45
14.	Which Kit? Kit Car Championship	2.15
15.	SR & GT Challenge *	2.45
16.	750MC Locost Championship Final	3.15
17.	750 MC Roadsports & 7 Championships	3.45
18.	Which Kit? Kit Car Championship	4.30
19.	SR & GT Challenge *	5.00

**The organisers reserve the right, with the permission of the Stewards of the Meeting and/or the Clerk of Course, to change the order in which events are run and to postpone, cancel or abandon the meeting or any part thereof.**

**Races 1 & 9**

**13 mins + 1 lap**

## **MR2 Challenge**

<b>No</b>	<b>cls</b>	<b>Driver</b>	<b>Car</b>	<b>ccs</b>	<b>Hometown</b>
1	B	Patrick Mortell	Mr2 Mk2	2000	Kenilworth
2	A	Kevin Poole	Mr2 Mk1	1600	Clifton
3	B	Clive Morphett	Mr2 Mk2	2000	Nottingham
5	A	Ady Simpson	Mr2 Mk1	1600	Bestwood
7	A	Robert Howes	Mr2 Mk1	1600	Denver
8	B	Andy Winterton	Mr2 Mk2	2000	Stamford
14	A	Karen Philips	Mr2 Mk1	1600	Worcester
17	A	Paul Barber	Mr2 Mk1	1600	Southwold
22	A	Mark Mailer	Mr2 Mk1	1600	Noah Bridge
23	A	James O'Neil	Mr2 Mk1	1600	Kingstone
24	A	Sarah Wherry	Mr2 Mk1	1600	Grimsby
33	A	Neil Glynn	Mr2 Mk1	1600	Loughboroug
34	A	Chris Dunnett	Mr2 Mk1	1600	Felixstowe
35	A	Iain Morton	Mr2 Mk1	1600	London
58	C	Steve Vince	Mr2 Mk1	1600	Neyland
64	A	Liam O'Tool	Mr2 Mk1	1600	Kirkstall
78	A	George Taylor	Mr2 Mk1	1600	Pennsylvania
79	A	Richard Pearson	Mr2 Mk1	1600	Spilsby
80	A	Sam Mayer -Loughnan	Mr2 Mk1	1600	Cork

# Races 2/6 & 10/13

# 13 mins + 1 lap

## Demon Tweeks/Yokohama Stock Hatch Championship

The Stock Hatch Championship, is in its 8<sup>th</sup> year & continues to be the most popular championship in the UK. Modifications are strictly limited to basic rebore and blueprinting along with the use of standard gearbox; ignition systems are 'free'; suspension mods are limited to lowering and uprating of springs and dampers; brakes remain standard with free pad materials; a 'control' Yokohama A539 tyre and a weight penalty for leading cars ensures close racing at very affordable cost.

demon tweeks

STOCK HATCH

YOKOHAMA



No	cls	Driver	Car	ccs	Hometown
1		Darren Blumson	Peugeot 106 Rallye	1600	Reigate
3		Terry Roughton	Citroen Saxo	1600	Wisbech
7	B	Martin Boon	Rover GTi	1400	King's Lynn
9		Robert Foreman	Citroen Saxo	1600	Wisbech
12		Alastair Boulton	Peugeot 106 XSi	1600	Cheltenham
14	B	Simon Howard	Fiesta XR2	1598	Norwich
17	B	Jeff Humphries	Ford Fiesta XR2i	1600	Fleet
21	B	Jonathan Howes	Fiesta XR2	1598	Norwich
24	B	Tom Molyneux	Fiesta XR2i	1600	Woodford Green
29	B	Carl Swan	Peugeot 205 GTi	1600	Rugby
31		Nick Carter	Vauxhall Corsa Sport	1400	Louth
33	B	Craig Emmerson	Vauxhall Nova GTE	1600	Loughborough
35	B	Richard Horsey	Peugeot 205 Gti	1600	London
37	B	Tim Mizen	Fiesta XR2i	1600	Eastbourne
40		Paul McMahon	Citroen Saxo VTR	1600	Warrington
42	B	Lee Scott	Ford Fiesta XR2i	1600	Hornchurch
45	B	Bob Fossey	Fiesta XR2	1600	Gt Yarmouth
47	B	Keith Morgan	Suzuki Swift GTi	1300	Lincoln
50	B	Rick Mowser	Peugeot 205 GTi	1600	Norwich
55		Paul Sheehan	MG ZR105	1400	Coventry
58	B	Jason Nind	Fiesta XR2	1597	Sittingbourne
64		Pat Grove	Peugeot 106 Rallye	1600	Tewkesbury
72		Darren Gregory	Peugeot 106 XSi	1600	Mablethorpe
76	B	Connie Nesbitt	Fiesta XR2	1600	Hitchin
79	B	Kev Hutton	Fiesta XR2	1600	Woodhall Spa
82		James Brunton	Citroen Saxo VTR	1600	Barnsley
84		William Hornsey	Peugeot 106 Rallye	1600	Didcot
87	B	Nick Arnold	Ford Fiesta XR2	1600	Sandy
90		James Marshall	Citroen Saxo VTR	1600	Warwick
96	B	Gary Watkins	Ford Fiesta XR2	1600	Surbiton
99	B	Steve Kelsey	Citroen AX GT	1360	Kidderminster
101		Martin Ward	Citroen Saxo VTR	1600	Norwich
103		Dan Summers	Peugeot 106 Rallye	1600	Hanworth
113		Matt Wilkins	Peugeot 106 XSi	1600	Reading
120	B	Derek Rozier	Fiesta XR2i	1600	Woolwich
133		Robbie Boon	Peugeot 106 XSi	1600	Wisbech

The above drivers are in the 1<sup>st</sup> Stock Hatch practice session. From the combined times of the two sessions the slowest 38 go into Race 2, the remainder into Race 6; the spaces on that grid will be filled by the top finishers in Race 2.

For Races 10 & 13 the same principle applies, but using the drivers 2<sup>nd</sup> fastest time in practice.

# Races 2/6 & 10/13

# 13 mins + 1 lap

## Demon Tweaks/Yokohama Stock Hatch Championship

The Stock Hatch Championship, is in its 8<sup>th</sup> year & continues to be the most popular championship in the UK.

Modifications are strictly limited to basic rebore and blueprinting along with the use of standard gearbox; ignition systems are 'free'; suspension mods are limited to lowering and uprating of springs and dampers; brakes remain standard with free pad materials; a 'control' Yokohama A539 tyre and a weight penalty for leading cars ensures close racing at very affordable cost.

demon tweaks

HATCH

YOKOHAMA



No	cls	Driver	Car	ccs	Hometown
2		Maurice Hayden	Citroen Saxo VTR	1600	Wisbech
5		Pete Morgan	Citroen Saxo VTR	1600	Wrexham
8	B	John Hemming	Vauxhall Nova Gsi	1600	Paignton
11	B	Christopher Petto	Suzuki Swift GTI	1298	Kings Lynn
13		Simon Hunt	Peugeot 106 XSi	1600	Derby
16		Darren Wilson	Peugeot 106 XSi	1600	Lincoln
20	B	Ian Doughty	Vauxhall Nova GTE	1598	Dunnington
23	B	Andy Mason	Peugeot 106 XSi	1600	Market Rasen
26		Mark Alden	Peugeot 106 XSi	1600	Cheadle
30		Mark Webber	Citroen Saxo VTR	1600	Milton Keynes
32		Tom Woollard	Peugeot 106 XSi	1600	Telford
34	B	Mark Webster	Fiesta XR2	1600	Thame
36	B	Andy Barnett	Peugeot 205 GTi	1600	Reading
38	B	Darren Gay	Fiesta XR2	1600	Northampton
41		Hilary Howlett	Citroen Saxo VTR	1600	Dereham
44	B	Alex Dew	Fiesta XR2	1600	Bampton
46		Liam Sargent	Peugeot 106 XSi	1600	Halesowen
49	B	Paul Coulam	Fiesta XR2	1600	
52	B	Dave Mason	Fiesta XR2	1598	Howsham
57	B	Tony Taylor	Peugeot 205 GTi	1580	Hertford
62	B	Dave Wright	Peugeot 205 GTi	1600	
71	B	Maurice Davies	Fiesta XR2	1600	St. Helens
74	B	Paul Johnson	Suzuki Swift GTI	1300	Gt Yarmouth
77	B	Andy Philpotts	Ford Fiesta XR2i	1600	Basildon
81		Mike Donnelly	Peugeot 106 Rallye	1587	Doncaster
83	B	Andy Mackie	Ford Fiesta XR2	1600	Bracknell
85	B	Ian McLaughlin	Suzuki Swift GTI	1298	Worksop
89	B	Andy Muggeridge	Peugeot 205 GTi	1600	Reading
94	B	Wayne Goodwin	Ford Fiesta XR2	1600	Lincoln
97		Amy Barker	Citroen Saxo VTR	1600	Bath
100		Lawrence Ward	Peugeot 106 Xsi	1600	Cambs
102		Matthew Foley	Citroen Saxo VTR	1600	Merthyr Tydfil
106	B	Andrew Thorpe	Peugeot 106 Xsi	1600	Ilkley
118	A	Chris Cody	Citroen Saxo	1600	London
121	B	Matt Rozier	Peugeot 205 GTI	1580	Dartford

The above drivers are in the 2<sup>nd</sup> Stock hatch practice session.

**Races 3 & 8**

**18 mins + 1 lap**

## **750 Motor Club Formula 4 Championship**

Single seaters running in 5 classes.  
Class A: Cars built after 1/1/95.  
Class B: 1/1/90 – 31/12/04.  
Class C: 1/1/83 – 31/12/89.  
Class D: pre 1.1.83.  
Class E: Pre '01 Ford Zetec.  
Engines: Ford CVH, Ford 1800 Zetec in both FF Zetec and modified form, motorcycle engines, Pinto & VW Polo.  
All classes are limited to 4-speed (or standard box in the bike-engined cars) plus mandatory reverse; these are racing gearboxes with freedom of choice of ratios. Avon control compound slicks; wets are free.

No	cls	Driver	Car	ccs	Hometown
1	A	Barry Pritchard	Van Diemen RF01/4	1800	Attleborough
4	A	Damon Bland	Mygale US2000	1800	Tewkesbury
5	A	Steve Patania	Van Diemen RF04	1800	Doncaster
6	A	David Longstaff	Speads RM06	1000	Gainsborough
8	E	Malcolm Scott	Van Diemen RF00	1800	Upminster
10	E	Peter Allen	Van Diemen RF00	1796	Brentwood
12	A	Chris Lewis	Comtec F4	1800	Bedale
20	A	Erwin Smiech	Van Diemen RF2000	1800	Lincoln
21	A	Mike Webber	Magnum F4A	1600	Gosport
23	A	Nick Barnett	Mygale US2000	1800	Ashford
25	E	Simon Emmerson	Van Diemen RF98	1800	Hook
26	B	Chris Vinali	Van Diemen RF94	1000	Axminster
29	E	Chris Timms	Van Diemen 96	1800	Tamworth
34	E	Jennifer Scott	Van Diemen RF99	1800	Barking
57	A	Steve Savage	Van Diemen RG95	2000	Bury St. Edmunds
61	B	Chris Kite	Dallara 493	1800	Bracknell
71	B	Kelvin Laidlaw	Van Diemen RF90	1600	Worcester
77	A	Chris Hodgen	Van Diemen RF06	1800	Chorley
80	C	Peter Monk	Lotus FVL	1600	Woodbridge
99	B	Charles Adrian	Van Diemen RF95	1800	Nr Wichingford



Races 4/7 & 11/16

13 mins + 1 lap

## 750 Motor Club Locost Championship

The 750 Motor Club Locost Championship is for cars built to the same basic design and using a standard Ford 1300 cc crossflow engine, gearbox and many other standard components. All cars run with a 'control' camshaft from Kent Cams; modifications are limited to a rebore and basic 'blue-printing'. There is also a 'control' tyre, the Yokohama A539. There is free choice of spring rates and anti-roll bars; dampers must be steel-bodied and single-adjustable.



No	Driver	Car	ccs	Hometown
1	Declan McDonnell	Locost	1300	Hertford
2	Brendan Dudley	Locost	1300	Rosewell
3	Brian Mitcham	Locost	1300	Bury St Edmunds
8	Alastair Garratt	Locost	1300	Nottingham
9	Nick Lear	Locost	1300	Bristol
13	Matt Cherrington	Locost	1300	Melksham
14	Martin Gambling	Locost	1300	Leamington Spa
15	Mark Glover	Locost	1300	Derby
17	Rob Fitter	Locost	1300	Horsham
20	Aaron Bailey	Locost	1300	Leamington Spa
21	Jason Gibbons	Locost	1300	Bristol
24	Danny Cassar	Locost	1300	East Ham
25	Stephen Lansley	Locost	1300	Gerrards Cross
26	Richard Jenkins	Locost	1300	Norwich
27	Karen Shepherd	Locost	1300	Tadley
30	Lynfel Owen	Locost	1300	Stratford-Upon-Avon
31	Samir Abid	Locost	1300	Leamington Spa
33	Andy Shepherd	Locost	1300	Tadley
34	Mark Barlow	Locost	1300	Nelson
43	Simon Wood	Locost	1300	Cambridge
44	Gary Parkes	Locost	1300	Lincoln
47	Robert Palin	Locost	1300	Nuneaton
48	Paul Bryant	Locost	1300	Taunton
51	Dougie Hannah	Locost	1300	Edinburgh
52	Michael Coomber	Locost	1300	Wickford
54	James Hughes	Locost	1300	Ely
56	David Bartholomew	Locost	1300	Reading
61	David Horne	Locost	1300	Cambridge
67	Ernie Gushlow	Locost	1300	Lee
69	Spencer Lyon	Locost	1300	Bicester
70	Jane Darke	Locost	1300	Pleasley
71	Victoria Pickles	Locost	1300	Louth
72	Gregg Castree	Locost	1300	Wimbourne
74	Garry Brandon	Locost	1300	Hitchin
75	Glenn Boyer	Locost	1300	Bridgwater
78	Mark White	Locost	1300	Stockport
83	Paul Presgraves	Locost	1300	Peterborough
85	James O'Donnell	Locost	1300	Leeds
87	Adam White	Locost	1300	Stockport

**Races 5 & 12**

**18 & 13 mins + 1 lap**

## **MDS Battery RGB Championship**

First introduced in 2001, this Championship is for two-seater cars which must be capable of passing an MOT. Cars may be constructed specifically for the series or may be one of the many motorcycle engine cars currently available. The engines must be series-production four-stroke units and may not be modified from standard; they run in three classes; standard Fireblade engine kit cars (class C), up to 145 bhp (class B), 146 to 180 bhp and all rear-engined cars (class A). Control tyre is the Yokohama AO48R.



No	cls	Driver	Car	ccs	Hometown
1	C	Tim Gray	Stuart Taylor Phoenix	919	Trowell
3	A	Jonathan Wright	Radical SR4	1300	Cambridge
4	A	Darcy Smith	Radical SR4	1300	Winscombe
6	C	Mike Atkinson	Stuart Taylor Phasar	919	Preston
7	C	Mike Field	Fisher Fury	919	London
10	A	James Johnson	Fisher fury	1299	Corsham
11	C	Chris Seaman	Fisher Fury	919	Selby
12	B	Paul Haynes	Stuart Taylor Phoenix	1000	Spaldwick
14	C	Gordon Milner	STM Phaser	918	Dallington Green
15	C	John Cutmore	Westfield Megablade	919	Bury St Edmunds
21	A	Doug Carter	Genesis Evo	1200	Kendal
23	C	David Wale	Fisher Fury Fireblade	919	Amersham
25	C	Derek Jones	Fisher Fury	919	Norwich
27	A	Martin Brooks	Stuart Taylor Phasar	1200	
29	C	Martin Roberts	Fisher Fury	919	Towcester
31	C	Matt Rowe	Fisher Fury	919	Winchester
34	C	Colin Duce	Fisher Fury	893	Maidstone
36	C	Henry Carr	Fisher Fury	919	Leeds
41	A	Neil Constable-Berry	Fisher Fury	1137	Norwich
42	C	Simon Mayne	MK Indy	919	Northallerton
43	B	Paul Rogers	Stuart Taylor Phoenix	998	Attleborough
44	C	Judi Derisley	Fisher Fury	900	Hayling Island
46	C	John Goodwin	Stuart Taylor Phoenix	919	Sheffield
50	C	Tim Hoverd	Fisher Fury	919	Cambridge
52	A	Rob Baldwin	BDN S2	1200	Aldershot
54	C	Oliver Hulme	Sylva Phoenix	919	Crawley
59	C	Pete Rope	Stuart Taylor Phoenix	919	London
63	C	Colin Chapman	Fisher Fury	919	Eckington
64	C	Tony Carpenter	Stuart Taylor Phoenix	919	
65	B	Neil Palmer	Stuart Taylor Phoenix	899	Spalding
69	C	Jonathan Thackray	Fisher Fury	919	Chesterfield
71	A	Tim Pell	Genesis EVO	1200	Bradford
75	A	Gordon Griffin	T5 Mission	1200	South Croydon
77	C	Phil Alcock	Pulsar Blade	899	Lutterworth

# MDS



# Races 14 & 18

# 13 mins + 1 lap

## 750 Motor Club Kit Car Championship

The 750 Motor Club Kit Car Championship is for Genuine 'production' kit cars. Chassis and bodywork materials and the design concept may not be changed. Cars must be capable of passing an MoT test. Engines must be production-car based, with a maximum of 3500cc and a separate class (B) for 1800cc Ford Zetec engines. Multi-valve engines are included within limits & engine tuning is restricted. Gearbox and diff must be from a production car. The control tyre is the Yokohama AO32R/AO48R. Rim width is 6" or 7" depending upon class.

No	Driver	Car	ccs	Hometown
4	A Gary Goodyear	Raw Striker	1600	Penistone
9	B Anton Landon	Westfield SE	1800	Nantwich
10	B Jonathan Weston-Taylor	Fisher Fury	1800	Derbyshire
11	B Mark Conroy	Raw Striker	1800	Sheffield
12	B Steve Taylor	Stuart Taylor Phasar	1800	Cambridge
13	A Paul Boyd	Sylva Striker	1600	Sandy
15	B Andrew Owen	Sylva Phoenix	1800	Welwyn Garden City
17	A Bruce Brown	Luego Velocity	2000	Sudbury
18	B Nigel Brown	Sylva Phoenix	1800	Great Barr
19	A Brian Dean	Sylva Phoenix	1700	Leicester
21	B Adrian Cooper	Sylva Mojo 2	1800	Walsall
23	B Paul Harvey	Stuart Taylor Phoenix	1800	Bracknell
24	B Clive Hudson	Sylva Phoenix	1800	Northampton
26	A Dylan Popovic	Marlin 5exi	1600	London
27	B Steve Owen	Sylva Clubman	1800	Sowerby Bridge
28	B Jonathan Barnett	Sylva Striker	1800	Wimbledon
31	A Natalie Hardy	Shawspeed SK1.6s	1600	Warlingham
32	B Paul Cooper	Sylva Striker	1800	Cannock
36	A Ian Kempson	MK Indy	1600	Minshull Vernon
38	B Tony Southgate	Sylva Phoenix	1800	Northampton
39	B Chris Scopes	Procomp LA Gold	1800	Rotherham
41	B Darren Sansum	Sylva Striker	1800	Northampton
49	A Tony Gaunt	Stuart Taylor Phoenix	1600	Belper
51	B Brian Smith	Sylva Striker	1800	Morpeth
53	B Andy Hiley	Taydec Mk2	1800	Golcar
60	A Charles Sterling	Dax Rush	3640	Sandy
62	A Nic Scott	Sylva Striker Mk2	1698	Twickenham
75	A Matthew Lewis	Razer	3500	Woking
86	B Stephen Bell	Sylva Striker	1800	Bradford
90	B Simon Childs	Sylva Phoenix	1800	Northampton



# Races 15 & 19

# 13 mins + 1 lap

## Sports-Racing & GT Challenge

The SR & GT Challenge is open to replica and original (pre 31/12/75) two-seater sports and GT cars. Power to weight classes are, in kgs/hp:-  
A: 1.5 to 2.0.  
B: 2.0 to 3.25.  
C: 3.25 to 4.0.  
D: > 4.0.  
E: Cars which are running with wheels/tyres not complying with the dimensions or types specified for classes A to D. Engines may be modified in any way subject to a maximum rebore of + 0.060". Fuel injection or forced induction is not permitted, otherwise free.

No	cls	Driver	Car	ccs	Hometown
0	A	Mark Jordan	RAM Cobra	6600	Borehamwood
1	B	Mike Walker	Crossle	1998	Bristol
3	B	Nick Ledger	Crossle 9S	2000	Leighton Buzzard
8	C	John Dench	Porsche 911RS	2700	Newark
11	B	Ken Culverwell	Mamba C23R	1997	Burntwood
14	B	David Hughes	Crossle 9S	2000	Armthorpe
17	C	David Stafford	Ginetta G12	1300	
20	D	Adam Wilkinson	Westfield 11	1300	Royston
25	B	Graham Turner	GTA Porsche 917	3600	Redgrave
26	A	Clinton Dorrell	Cobra GD 427	5700	Malvern
27	B	Graham Paddick	Kougar Jaguar	4200	Henley On Thames
34	C	Roger Donovan	Hawk Stratos	2959	Beverley
35	A	John Dickson	RAM Cobra	7000	Rickingham
41	C	Tim Burnett	R.M.S D Type	4200	Burgess Hill
48	C	Phil Froud	Ford GTD 40	5000	Rye
54	D	Michael Shoobridge	Lotus Elan Mk4	1600	London
57	A	Nick Taylor	Cobra GD 427	6100	Notts
59	C	Richard Abels	Jaguar E Type	4235	Oakham
66	A	Andy Lambert	Ram SC Cobra	7000	Nuneaton
69	A	Phil Hollins	Morgan Plus 8	4600	Hindhead
71	B	Andrew Todd	Crossle 9S	2000	
99	A	Cheng Lim	RAM SC Cobra	7000	Buckhurst Hill

# Race 17

# 28 mins + 1 lap


## 750 MC Roadsports & 7 Championships

If it's a sportscar produced in a reasonable volume, it's probably eligible - there is no more varied a Championship for sportscars in the UK and its split into separate classes based generally on engine capacity/car type. Engine must be original fitment, but crank, rods, pistons, camshaft, induction and exhaust are free; head mods are permitted; add-on forced induction is not permitted. Power outputs will vary between 100bhp in the small class, to getting on for 350+bhp in the big V8s. Transmission must be a production-car gearbox. Close-ratio gears and LSD are permitted, traction control is not.

No	cls	Driver	Car	ccs	Hometown
1	A	Mal Davison	Noble M12 GT 3R	3000T	Burntwood
2	B	David Dawson	Evante Mk1	2000	Grantham
3	B	Alec Livesley	Ginetta G20	1998	St Leonards On Sea
4	A	Doug Ellwood	TVR Tuscan	5050	Stratford Upon Avon
16	A	John Waples	Porsche 964	3600T	Truro
21	A	Steve Jay	Porsche 944 Turbo	2479T	Bury
22	7A	Carl Woodwiss	Caterham 7	1800	Birmingham
28	A	Paul Dobson	Mazda RX7	1300	Frodsham
31	7A	Keith Dunn	Caterham Superlight	1800	Droitwich Spa
38	7A	Mark Crankshaw	Caterham R400	1800	Cambridge
47	7A	Stuart Dixon	Caterham R400	1800	Bideford
48	C	Pete Richards	Clan Crusader	998	March
50	B	Peter Smith	Ginetta G20	1998	Manningtree
52	A	Clive Bailey	Porsche 911	3600	Woking
55	7A	Stuart Smith	Caterham R400	1800	Grange Over Sands
57	7A	Alastair Chalmers	Caterham R400	1800	Cheadle Hume
60	A	Alastair Kirkham	Porsche 924 Turbo	1984T	Manchester
62	7A	Matt Shires	Caterham Superlight	1800	
65	A	Andy Green	Morgan + 8	3996	Chinnor
71	7A	Kevin Williams	Caterham R400	1800	Newmarket
72	7A	Neil Hinson	Caterham R400	1800	Newbury
77	B	Robbie Watts	Renault Spider	2000	Westcliff On Sea
97	7A	Peter French	Caterham R400	1800	Burnham-On-Crouch
99	7A	Peter Ratcliff	Caterham R400	1800	Tyrrells Wood

Running in a combined race are cars from our 7 Championship which is for Caterham 7 or Lotus 7, in four classes determined by which engine is fitted, as is the car's minimum weight, in order to equalise performance as much as possible within each class. Engine options include Ford 1700 Xflow, Lotus 1600 Twincam, Vauxhall 2-litre, Rover 1400K & 1600K, Superlight-R, Roadsports 1600K, Academy, Graduate and Super Graduate. Some are not permitted any modifications, others are 'full-house'. Control tyres are either the Yokohama AO32R or AO48R





## **750 Motor Club Norfolk Centre**

**Holds monthly meetings and other club events throughout the year. If you want to race or have an interest in old or classic cars why not come along and join us. Visitors are always welcome. We meet on the first Tuesday of each month at the British Legion Club, Aylsham Road, Norwich at 8pm. For further information about the Norfolk Centre ring Dick Applin on 01263 733626.**

**750 Motor Club Formula 4 Championship 2006**

1st	52	A	<i>Barry Pritchard</i>	4th	36	B	<i>Chris Kite</i>
2nd	44	A	<i>Steve Patania</i>	5th	34	A	<i>Erwin Smiech</i>
3rd	38	A	<i>Damon Bland</i>	6th	23	B	<i>Chris Vinall</i>

**750 Motor Club RGB Championship 2006**

1st	15	C	<i>Chris Seaman</i>	4th	13	A	<i>Gordon Griffin</i>
2nd	15	A	<i>Martin Brooks</i>	5th	10	B	<i>Paul Haynes</i>
3rd	13	C	<i>Tim Gray</i>	6th	10	C	<i>Derek Jones</i>

**750 Motor Club Kit Car Championship 2006**

1st	15	B	<i>Andy Hiley</i>	4th	13	B	<i>Clive Hudson</i>
2nd	15	A	<i>Charles Sterling</i>	5th	10	A	<i>Matthew Lewis</i>
3rd	13	A	<i>Gary Goodyear</i>	6th	10	B	<i>Simon Childs</i>

**750 Motor Club Roadsports Championship 2006**

1st	16	B	<i>Alec Livesley</i>	4th	12	A	<i>Keith Ahlers</i>
2nd	15	A	<i>Mike Gardiner</i>	5th	12	C	<i>Pete Richards</i>
3rd	12	B	<i>David Dawson</i>	6th	10	A	<i>Chris Williams</i>

**750 Motor Club 7 Championship 2006**

1st	16	A	<i>Peter Ratcliff</i>	4th	9	A	<i>Neil Hinson</i>
2nd	12	A	<i>Kevin Williams</i>	5th	8	A	<i>Stuart Smith</i>
3rd	10	A	<i>Matt Shires</i>	6th	7	A	<i>Alastair Chalmers</i>

**750 Motor Club Stock Hatch Championship 2006**

1st	56		<i>Maurice Hayden</i>	4th	49		<i>Simon Hunt</i>
2nd	52		<i>John Hemming</i>	5th	48		<i>Jeff Humphries</i>
3rd	50		<i>Pete Morgan</i>	6th	47		<i>Simon Howard</i>

**750 Motor Club Locost Championship 2006**

1st	68		<i>Declan McDonnell</i>	4th	44		<i>Martin Gambling</i>
2nd	60		<i>Aaron Bailey</i>	5th	41		<i>Adam White</i>
3rd	56		<i>Brendan Dudley</i>	6th	37		<i>Nick Lear</i>

**750 Motor Club Stock Hatch (Cls B) Championship 2006**

1st	25		<i>John Hemming</i>	4th	18		<i>Christopher Petto</i>
2nd	22		<i>Jeff Humphries</i>	5th	16		<i>Matt Rozier</i>
3rd	20		<i>Simon Howard</i>	6th	14		<i>Derek Rozier</i>

## Snetterton Circuit - Lap Records

Formula	Class	Name	Time	Speed	Date
750 Formula		Mick Harris	1:22.00	85.69	05/04/1999
750 Trophy	A	Geoffrey Brandon	1:49.733	64.03	11/08/2002
	B	David Whetton	1:56.84	60.14	05/04/1999
	C	Pete Birch	1:33.15	75.44	12/04/2004
	D	Simon Hewes	1:48.61	64.7	05/04/1999
Formula 4	A	Adrian Kidd	1:11.45	98.35	11/04/2004
	B	Chris Kite	1:12.15	97.4	09/10/2005
	C	Clive Yorath	1:14.61	94.19	08/10/2005
	D	Kevin Hall	1:13.522	95.58	08/04/2001
	E	Ian del Pizzo	1:14.77	93.98	08/10/2005
Formula Vee		Mike Jenvey	1:18.28	89.77	26/04/2003
Kit Cars	A	Andy Sterling	1:18.44	89.59	08/10/2005
	B	Steve Taylor	1:19.291	88.62	11/08/2002
RGB	A	Tim Harmer	1:14.92	93.8	09/10/2004
	B	Martin Brooks	1:19.408	88.49	28/10/2001
	C	Martin Brooks	1:17.52	90.65	19/10/2003
Roadsports	A	Lee Noble	1:15.80	92.71	09/10/2004
	B	Mike Youles	1:20.400	87.4	15/09/2002
	C	Paul Morgan	1:25.344	82.34	20/10/2002
Caterhams	A	Peter Ratcliff	1:15.789	92.72	19/10/2002
	B	Neil Hinson	1:19.90	87.95	09/10/2004
	C	Howard Kaye	1:22.560	85.11	14/04/2002
Hot Hatch	A	Steve Powlesland	1:20.68	87010	09/10/2005
	B	Mark Cunningham	1:21.68	86.03	09/10/2005
	C	Andy McLennan	1:22.49	85019	09/10/2005
Stock Hatch		Tony Scarlett	1:28.652	79.26	14/09/2002
Locost		Brian Mitcham	1:28.19	79.68	11/04/2004

## Snetterton 2006 Forthcoming Events

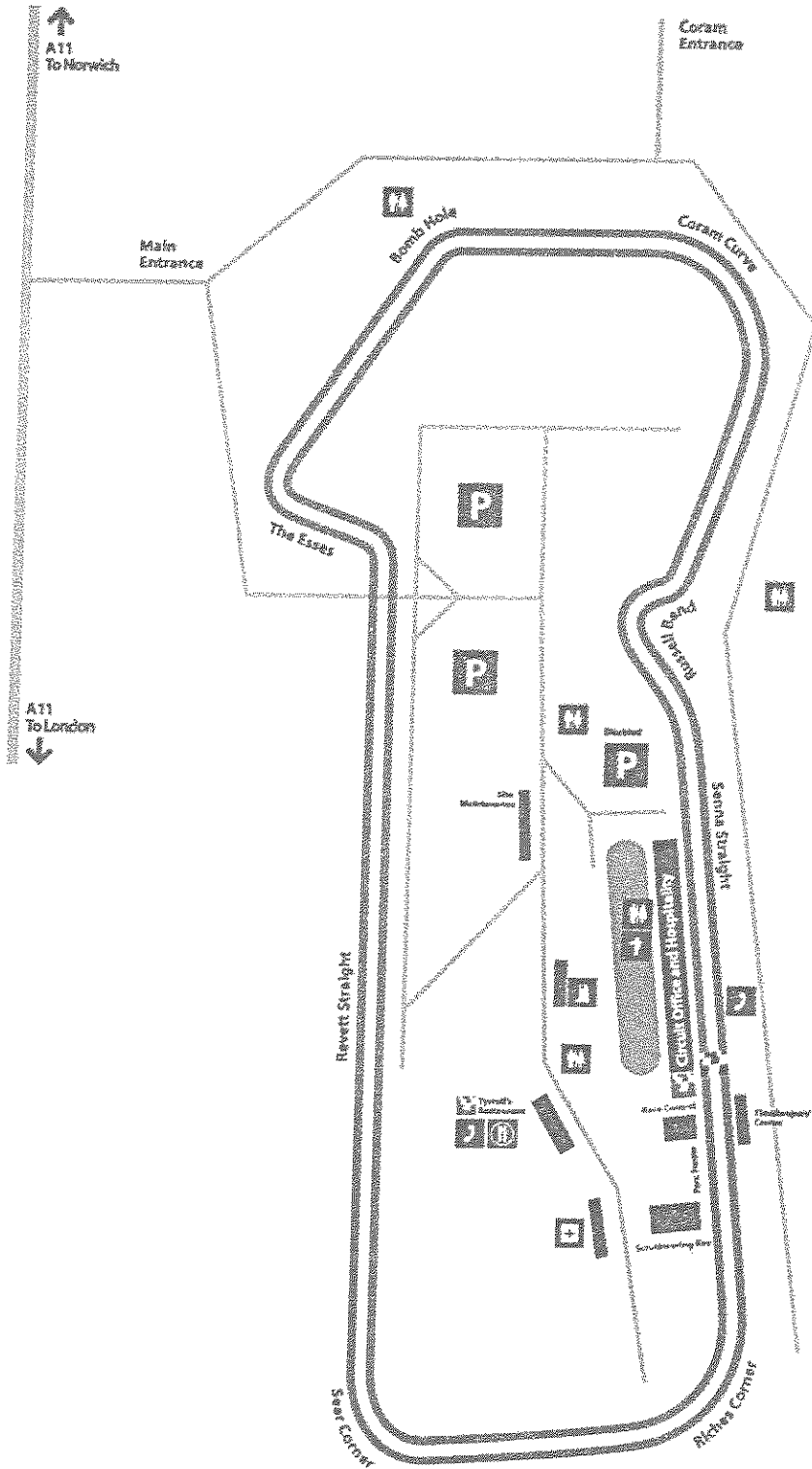
Sat 29th April	Club Car Championships
Sun 30th April - Mon 1st May	24 Hour 2CV
Sat 6th May - Sun 7th May	Club Bike Championships
Sat 13th May - Sun 14th May	Britcar Championships
Sat 21st May	Bike Endurance Championship
Sun 21st May	Club Car Championships
Sat 3rd June	Classic Car Championships
Sat 10th June - Sun 11th June	Club Motorcycle Championships
Fri 16th June - Sun 18th June	Bennetts British Superbike Championship
Sat 24th June - Sun 25th June	Club Car Championships
Sat 1st July - Sun 2nd July	Historic Racing & Sports Car Championships
Sat 8th July - Sun 9th July	Club Car Championships
Sat 15th July - Sun 16th July	British F3 and GT
Sat 22nd July - Sun 23rd July	Club Bike Championships
Sat 29th July - Sun 30th July	Bike Endurance Championship
Sat 5th August - Sun 6th August	Club Car Championships
Sat 12th August - Sun 13th August	Dunlop MSA British Touring Car Championship
Sat 19th August - Sun 20th August	Club Motorcycle Championships
Sat 2nd September - Sun 3rd September	Club Bike Championships
Sat 9th September	Club Car Championships
Sun 10th September	Moto GB Supermotard Championship
Sat 16th September - Sun 17th September	Classic Bike Race of Aces
Sat 23rd September - Sun 24th September	Club Car Championships
Sat 30th September - Sun 1st October	750 Motor Club Car Championships



MotorSportVision




Snetterton



**KEY**

Car parks	Hospitality suites
Circuit	Toilets
Other roads	First aid
Grandstands	Fuel
Restaurants	Telephones





## MR2 Challenge

### Provisional Results - Race 1

Pl	No	Cl	Name	Car	Laps	Time	Behind	MPH	Best Lap on	MPH
1	80	MRA	Sam MAYER	Toyota MR2 Mk1	10	15:33.65		75.27	1:31.31	2 76.96
2	23	MRA	James O'NEIL	Toyota MR2 Mk1	10	15:42.41	8.76	74.57	1:32.13	6 76.27
3	35	MRA	Iain MORTON	Toyota MR2 Mk1	10	15:42.86	9.21	74.53	1:32.58	4 75.90
4	1	MRB	Patrick MORTELL	Toyota MR2 Mk2	10	15:47.77	14.12	74.14	1:31.78	9 76.57
5	2	MRA	Kevin POOLE	Toyota MR2 Mk1	10	16:01.19	27.54	73.11	1:32.59	3 75.90
6	22	MRA	Mark MAILER	Toyota MR2 Mk1	10	16:04.01	30.36	72.90	1:34.64	3 74.25
7	33	MRA	Neil GLYNN	Toyota MR2 Mk1	10	16:05.85	32.20	72.76	1:33.49	10 75.17
8	5	MRA	Ady SIMPSON	Toyota MR2 Mk1	10	16:20.45	46.80	71.67	1:36.07	5 73.15
9	28	MRA	Sarah WHERRY	Toyota MR2 Mk1	10	16:26.25	52.60	71.25	1:36.00	10 73.20
10	47	MRA	Brian GATT	Toyota MR2 Mk1	10	16:51.27	1:17.62	69.49	1:37.51	9 72.07
11	34	MRA	Chris DUNNETT	Toyota MR2 Mk1	9	15:36.49	1 Lap	67.53	1:41.58	7 69.18
12	79	MRA	Richard PEARSON	Toyota MR2 Mk1	9	15:37.57	1 Lap	67.46	1:40.64	7 69.83
13	17	MRA	Paul BARBER	Toyota MR2 Mk1	9	15:38.55	1 Lap	67.39	1:40.81	9 69.71
14	14	MRA	Karen PHILIPS	Toyota MR2 Mk1	9	16:38.01	1 Lap	63.37	1:47.56	8 66.33

#### Non-Starters

64	MRA	Liam O'TOOL	Toyota MR2 Mk1
7	MRA	Robert HOWES	Toyota MR2 Mk1
78	MRA	George TAYLOR	Toyota MR2 Mk1

#### Fastest Lap

80	MRA	Sam MAYER	Toyota MR2 Mk1	1:31.31	2	76.96
1	MRB	Patrick MORTELL	Toyota MR2 Mk2	1:31.78	9	76.57

Weather / Track: Cloudy / Dry

Start Time : 12:33

Snetterton

14 Apr 06 12:48

Clerk of Course: <i>Q. J. v. 12.53</i>	Time Issued:	Chief Timekeeper: <i>[Signature]</i>
---	--------------	---

THESE RESULTS REMAIN PROVISIONAL FOR A MINIMUM OF 30 MINUTES FROM THE TIME OF ISSUE

Results produced on HS Sports Timing and Results Systems



## Demon Tweeks / Yokohama Stock Hatch

### Provisional Results - Race 2 - Heat 1

Pl	No	Cl	Name	Car	Laps	Time	Behind	MPH	Best Lap on	MPH
1	118	SH	Chris CODY	Citroen Saxo	10	15:11.88		77.06	1:29.02	6 78.94
2	13	SH	Simon HUNT	Peugeot 106 XSi	10	15:15.86	3.98	76.73	1:29.36	5 78.64
3	2	SH	Maurice HAYDEN	Citroen Saxo VTR	10	15:16.22	4.34	76.70	1:29.12	5 78.85
4	113	SH	Matt WILKINS	Peugeot 106 XSi	10	15:17.58	5.70	76.58	1:29.37	5 78.63
5	9	SH	Robert FOREMAN	Citroen Saxo	10	15:17.85	5.97	76.56	1:29.56	6 78.46
6	16	SH	Darren WILSON	Peugeot 106 XSi	10	15:18.78	6.90	76.48	1:29.93	5 78.14
7	84	SH	William HORNSEY	Peugeot 106 Rallye	10	15:19.79	7.91	76.40	1:30.37	4 77.76
8	101	SH	Martin WARD	Citroen Saxo VTR	10	15:23.67	11.79	76.08	1:30.30	9 77.82
9	12	SH	Afatair BOULTON	Peugeot 106 XSi	10	15:23.90	12.02	76.06	1:30.50	9 77.65
10	1	SH	Darren BLUMSON	Peugeot 106 Rallye	10	15:26.09	14.21	75.88	1:30.48	9 77.67
11	31	SH	Nick CARTER	Vauxhall Corsa Sport	10	15:28.21	16.33	75.71	1:30.65	6 77.52
12	42	SHB	Lee SCOTT	Ford Fiesta XR2i	10	15:32.38	20.50	75.37	1:30.46	8 77.68
13	21	SHB	Jonathan HOWES	Fiesta XR2	10	15:33.00	21.12	75.32	1:30.55	8 77.61
14	133	SH	Robbie BOON	Peugeot 106 XSi	10	15:41.51	29.63	74.64	1:31.36	6 76.92
15	40	SH	Paul McMAHON	Citroen Saxo VTR	10	15:53.80	41.92	73.68	1:32.38	9 76.07
16	36	SHB	Andy BARNETT	Peugeot 205 GTI	10	15:56.79	44.91	73.45	1:32.87	9 75.67
17	33	SHB	Craig EMMERSON	Vauxhall Nova GTE	10	16:01.01	49.13	73.12	1:33.41	10 75.23
18	57	SHB	Tony TAYLOR	Peugeot 205 GTI	10	16:01.63	49.75	73.08	1:32.33	9 76.11
19	46	SH	Liam SARGENT	Peugeot 106 XSi	10	16:06.67	54.79	72.69	1:32.78	9 75.74
20	58	SHB	Jason NIND	Fiesta XR2	10	16:07.06	55.18	72.67	1:32.77	10 75.75
21	30	SH	Mark WEBBER	Citroen Saxo VTR	10	16:12.47	1:00.59	72.26	1:33.57	9 75.10
22	62	SHB	Dave WRIGHT	Peugeot 205 GTI	10	16:13.69	1:01.81	72.17	1:33.49	9 75.17
23	38	SHB	Darren GAY	Fiesta XR2	10	16:14.00	1:02.12	72.15	1:33.58	8 75.09
24	83	SHB	Andy MACKIE	Ford Fiesta XR2	10	16:28.81	1:16.93	71.07	1:36.05	4 73.16
25	71	SHB	Maurice DAVIES	Fiesta XR2	10	16:30.35	1:18.47	70.96	1:36.06	10 73.15
26	77	SHB	Andy PHILPOTTS	Ford Fiesta XR2i	10	16:41.29	1:29.41	70.18	1:36.37	5 72.92
27	32	SH	Tom WOOLLARD	Peugeot 106 XSi	10	16:42.39	1:30.51	70.10	1:36.52	9 72.81
28	87	SHB	Nick ARNOLD	Ford Fiesta XR2	9	15:22.37	1 Lap	68.57	1:37.56	8 72.03
29	85	SHB	Ian McLAUGHLIN	Suzuki Swift GTI	9	15:28.73	1 Lap	68.10	1:39.07	9 70.93
30	23	SHB	Andy MASON	Peugeot 106 XSi	9	15:28.78	1 Lap	68.09	1:38.62	3 71.26

#### Not-Classified

7	SHB	Martin BOON	Rover GTI	7	10:44.34	DNF	76.34	1:30.01	5 78.07
89	SHB	Andy MUGGERIDGE	Peugeot 205 GTI	7	11:22.29	DNF	72.1	1:33.59	5 75.08
49	SHB	Paul COULAM	Fiesta XR2	5	9:43.34	DNF	60.23	1:33.53	3 75.13
20	SHB	Ian DOUGHTY	Vauxhall Nova GTE	4	6:52.86	DNF	68.08	1:30.34	3 77.79
29	SHB	Carl SWAN	Peugeot 205 GTI	1	1:49.68	DNF	64.07		0 0.00
81	SH	Mike DONNELLY	Peugeot 106 Rallye	0		Starter	0		

#### Fastest Lap

118	SH	Chris CODY	Citroen Saxo				1:29.02	6 78.94
7	SHB	Martin BOON	Rover GTI				1:30.01	5 78.07

Weather / Track: Cloudy / Dry

Start Time : 12:59

Snetterton

14 Apr 06 13:14

Clerk of Course:  13.39	Time Issued:	Chief Timekeeper: 
---	--------------	--

THESE RESULTS REMAIN PROVISIONAL FOR A MINIMUM OF 30 MINUTES FROM THE TIME OF ISSUE

Results produced on HS Sports Timing and Results Systems



## Demon Tweeks / Yokohama Stock Hatch

### Provisional Results - Race 3 - Heat 2

Pl	No	Cl	Name	Car	Laps	Time	Behind	MPH	Best Lap on	MPH
1	10	SH	Gareth WRIGHT	Peugeot 106 XSi	10	14:59.67		78.11	1:28.79	7 79.14
2	5	SH	Pete MORGAN	Citroen Saxo VTR	10	15:00.34	0.67	78.05	1:28.78	7 79.15
3	41	SH	Hilary HOWLETT	Citroen Saxo VTR	10	15:05.17	5.50	77.63	1:29.20	4 78.78
4	8	SHB	John HEMMING	Vauxhall Nova GSi	10	15:05.47	5.80	77.61	1:28.97	6 78.98
5	17	SHB	Jeff HUMPHRIES	Ford Fiesta XR2i	10	15:10.47	10.80	77.18	1:29.15	8 78.82
6	14	SHB	Simon HOWARD	Fiesta XR2	10	15:10.70	11.03	77.16	1:29.17	3 78.81
7	121	SHB	Matt ROZIER	Peugeot 205 GTi	10	15:11.56	11.89	77.09	1:29.41	5 78.60
8	111	SHB	Alistair VANNIER	Ford Fiesta XR2	10	15:13.58	13.91	76.92	1:29.36	5 78.64
9	11	SHB	Christopher PETTO	Suzuki Swift GTi	10	15:18.72	19.05	76.49	1:29.20	8 78.78
10	3	SH	Terry ROUGHTON	Citroen Saxo	10	15:20.31	20.64	76.36	1:29.88	5 78.18
11	64	SH	Pat GROVE	Peugeot 106 Rallye	10	15:22.65	22.98	76.16	1:29.93	7 78.14
12	55	SH	Paul SHEEHAN	MG ZR105	10	15:24.51	24.84	76.01	1:30.39	3 77.74
13	26	SH	Mark ALDEN	Peugeot 106 XSi	10	15:26.85	27.18	75.82	1:30.85	8 77.35
14	44	SHB	Alex DEW	Fiesta XR2	10	15:31.18	31.51	75.47	1:30.71	10 77.47
15	82	SH	James BRUNTON	Citroen Saxo VTR	10	15:32.25	32.58	75.38	1:30.87	8 77.33
16	102	SH	Matthew FOLEY	Citroen Saxo VTR	10	15:45.24	45.57	74.34	1:31.64	4 76.68
17	106	SHB	Andrew THORPE	Peugeot 106 XSi	10	15:46.34	46.67	74.26	1:31.38	4 76.90
18	99	SHB	Steve KELSEY	Citroen AX GT	10	15:47.60	47.93	74.16	1:32.32	9 76.12
19	24	SHB	Tom MOLYNEUX	Fiesta XR2i	10	15:50.66	50.99	73.92	1:31.82	7 76.53
20	103	SH	Dan SUMMERS	Peugeot 106 Rallye	10	15:51.25	51.58	73.87	1:31.65	6 76.67
21	120	SHB	Derek ROZIER	Fiesta XR2i	10	15:52.12	52.45	73.81	1:31.42	2 76.87
22	52	SHB	Dave MASON	Fiesta XR2	10	16:01.14	1:01.47	73.11	1:32.04	6 76.35
23	79	SHB	Kev HUTTON	Fiesta XR2	10	16:01.50	1:01.83	73.09	1:32.54	5 75.94
24	47	SHB	Keith MORGAN	Suzuki Swift GTi	10	16:10.19	1:10.52	72.43	1:33.29	9 75.33
25	100	SH	Lawrence WARD	Peugeot 106 XSi	10	16:11.00	1:11.33	72.37	1:32.95	7 75.60
26	37	SHB	Tim MIZEN	Fiesta XR2i	10	16:12.39	1:12.72	72.27	1:33.88	10 74.85
27	94	SHB	Wayne GOODWIN	Ford Fiesta XR2	10	16:12.52	1:12.85	72.26	1:33.68	10 75.01
28	72	SH	Darren GREGORY	Peugeot 106 XSi	10	16:20.12	1:20.45	71.70	1:33.81	10 74.91
29	34	SHB	Mark WEBSTER	Fiesta XR2	10	16:24.73	1:25.06	71.36	1:35.35	4 73.70
30	97	SH	Amy BARKER	Citroen Saxo VTR	10	16:35.79	1:36.12	70.57	1:36.48	9 72.84
31	90	SH	James MARSHALL	Citroen Saxo VTR	9	15:11.53	1 Lap	69.38	1:32.78	3 75.74
32	45	SHB	Bob FOSSEY	Fiesta XR2	9	15:16.40	1 Lap	69.01	1:38.42	7 71.40

#### Not-Classified

76	SHB	Connie NESBITT	Fiesta XR2	7	12:07.31	DNF	67.63	1:39.81	6	70.41
88	SHB	Tony COOPER	Vauxhall Nova	0		Starter	0			

#### Non-Starters

35	SHB	Richard HORSEY	Peugeot 205 GTi							
92	SHB	Mark LAWRENCE	Ford Escort XR3i							

#### Fastest Lap



5	SH	Pete MORGAN	Citroen Saxo VTR					1:28.78	7	79.15
8	SHB	John HEMMING	Vauxhall Nova GSi					1:28.97	6	78.98

Weather / Track: Cloudy / Dry

Start Time : 13:27

Snetterton

14 Apr 06 13:42

Clerk of Course: 	Time Issued: 13.56	Chief Timekeeper: 
---	--------------------	---

THESE RESULTS REMAIN PROVISIONAL FOR A MINIMUM OF 30 MINUTES FROM THE TIME OF ISSUE



## 750 Motor Club Formula 4

### Provisional Results - Race 4

Pl	No	Cl	Name	Car	Laps	Time	Behind	MPH	Best Lap on	MPH
1	12	F4A	Chris LEWIS	Comtec F4	16	20:01.15		93.61	1:13.34	5 95.82
2	4	F4A	Damon BLAND	Mygale US2000	16	20:18.29	17.14	92.29	1:13.60	9 95.48
3	26	F4B	Chris VINALL	Van Diemen RF94	16	20:20.59	19.44	92.12	1:14.48	16 94.35
4	10	F4E	Peter ALLEN	Van Diemen RF00	16	20:40.46	39.31	90.64	1:15.51	14 93.06
5	29	F4E	Chris TIMMS	Van Diemen	16	20:50.90	49.75	89.88	1:16.17	4 92.26
6	8	F4E	Malcolm SCOTT	Van Diemen RF00	16	20:56.30	55.15	89.50	1:16.39	11 91.99
7	57	F4A	Steve SAVAGE	Van Diemen RG95	16	20:56.44	55.29	89.49	1:16.05	15 92.40
8	34	F4E	Jennifer SCOTT	Van Diemen RF99	15	20:48.14	1 Lap	84.45	1:20.49	10 87.31
9	71	F4B	Kelvin LAIDLAW	Van Diemen RF90	15	20:56.29	1 Lap	83.90	1:18.27	4 89.78
10	48	F4D	Paul RIDER	Royale RP30	15	21:15.84	1 Lap	82.62	1:22.06	6 85.63
11	25	F4E	Simon EMMERSON	Van Diemen RF98	15	21:22.40	1 Lap	82.20	1:21.21	14 86.53

#### Not-Classified

99	F4B	Charles ADRIAN	Van Diemen RF95	15	19:19.26	DNF	90.93	1:15.27	8 93.36
21	F4A	Mike WEBBER	Magnum F4A	15	19:39.86	DNF	89.34	1:16.78	10 91.52
80	F4C	Peter MONK	Lotus FVL	13	19:11.61	DNF	79.33	1:25.82	3 81.88
23	F4A	Nick BARNETT	Mygale US2000	12	15:33.99	DNF	90.29	1:13.85	12 95.16
5	F4A	Steve PATANIA	Van Diemen RF04	10	12:50.22	DNF	91.24	1:13.45	10 95.67
20	F4A	Erwin SMIECH	Van Diemen RF2000	7	9:35.45	DNF	85.48	1:15.01	6 93.68
1	F4A	Barry PRITCHARD	Van Diemen RF01/4	2	2:33.84	DNF	91.36	1:13.58	2 95.50
77	F4A	Chris HODGEN	Van Diemen RF06	0		Starter	0		

#### Non-Starters

61	F4B	Chris KITE	Dallara 493
----	-----	------------	-------------

#### Fastest Lap

12	F4A	Chris LEWIS	Comtec F4	1:13.34	5 95.82
26	F4B	Chris VINALL	Van Diemen RF94	1:14.48	16 94.35
10	F4E	Peter ALLEN	Van Diemen RF00	1:15.51	14 93.06
48	F4D	Paul RIDER	Royale RP30	1:22.06	6 85.63
80	F4C	Peter MONK	Lotus FVL	1:25.82	3 81.88

Weather / Track: Cloudy / Dry

Start Time : 13:59

Snetterton

14 Apr 06 14:23

Clerk of Course:  14-99	Time Issued:	Chief Timekeeper: 
---	--------------	--

THESE RESULTS REMAIN PROVISIONAL FOR A MINIMUM OF 30 MINUTES FROM THE TIME OF ISSUE



## 750 Motor Club Locost

### Provisional Results - Race 5

Pl	No	Cl	Name	Car	Laps	Time	Behind	MPH	Best Lap on	MPH
1	1	LC	Declan McDONNELL	Locost	13	19:32.54		77.91	1:28.44	12 79.46
2	14	LC	Martin GAMBLING	Locost	13	19:33.41	0.87	77.85	1:28.91	11 79.04
3	3	LC	Brian MITCHAM	Locost	13	19:33.48	0.94	77.85	1:28.56	7 79.35
4	20	LC	Aaron BAILEY	Locost	13	19:35.46	2.92	77.72	1:28.89	4 79.06
5	2	LC	Brendan DUDLEY	Locost	13	19:41.15	8.61	77.34	1:29.05	9 78.91
6	9	LC	Nick LEAR	Locost	13	19:41.42	8.88	77.33	1:29.15	7 78.82
7	87	LC	Adam WHITE	Locost	13	19:42.15	9.61	77.28	1:28.59	6 79.32
8	8	LC	Alastair GARRATT	Locost	13	19:42.19	9.65	77.27	1:29.13	6 78.84
9	83	LC	Paul PRESGRAVES	Locost	13	19:44.05	11.51	77.15	1:28.72	6 79.21
10	56	LC	David BARTHOLOMEW	Locost	13	19:48.95	16.41	76.84	1:28.81	6 79.13
11	69	LC	Spencer LYON	Locost	13	19:49.01	16.47	76.83	1:29.19	5 78.79
12	26	LC	Richard JENKINS	Locost	13	20:00.54	28.00	76.09	1:30.24	5 77.87
13	13	LC	Matt CHERRINGTON	Locost	13	20:07.49	34.95	75.66	1:29.80	5 78.25
14	48	LC	Paul BRYANT	Locost	13	20:12.90	40.36	75.32	1:31.47	3 76.83
15	17	LC	Rob FITTER	Locost	13	20:13.53	40.99	75.28	1:30.47	7 77.67
16	72	LC	Gregg CASTREE	Locost	13	20:14.23	41.69	75.24	1:30.38	6 77.75
17	15	LC	Mark GLOVER	Locost	13	20:29.12	56.58	74.32	1:31.53	10 76.77
18	25	LC	Stephen LANSLEY	Locost	13	20:29.29	56.75	74.31	1:31.66	11 76.67
19	31	LC	Samir ABID	Locost	13	20:29.50	56.96	74.30	1:31.78	6 76.57
20	34	LC	Mark BARLOW	Locost	13	20:32.09	59.55	74.15	1:31.91	8 76.46
21	52	LC	Michael COOMBER	Locost	13	20:32.23	59.69	74.14	1:31.78	6 76.57
22	51	LC	Dougie HANNAH	Locost	13	20:55.34	1:22.80	72.77	1:31.90	2 76.47
23	27	LC	Karen SHEPHERD	Locost	13	21:06.38	1:33.84	72.14	1:34.90	8 74.05
24	71	LC	Victoria PICKLES	Locost	12	19:42.38	1 Lap	71.32	1:35.84	10 73.32
25	21	LC	Jason GIBBONS	Locost	12	19:48.16	1 Lap	70.97	1:34.48	7 74.38
26	67	LC	Ernie GUSHLOW	Locost	12	20:07.09	1 Lap	69.86	1:37.59	12 72.01
27	70	LC	Jane DARKE	Locost	12	20:43.10	1 Lap	67.84	1:41.34	12 69.34

#### Not-Classified

47	LC	Robert PALIN	Locost	10	16:06.88	DNF	72.68	1:29.29	4 78.70
74	LC	Garry BRANDON	Locost	8	13:56.23	DNF	67.23	1:32.04	4 76.35
44	LC	Gary PARKES	Locost	6	9:42.79	DNF	72.35	1:30.94	6 77.27
54	LC	James HUGHES	Locost	5	8:05.82	DNF	72.32	1:32.06	2 76.34
75	LC	Glenn BOYER	Locost	1	1:50.07	DNF	63.84		0 0.00
78	LC	Mark WHITE	Locost	0		Starter	0		

#### Non-Starters

43	LC	Simon WOOD	Locost						
----	----	------------	--------	--	--	--	--	--	--

#### Fastest Lap

1	LC	Declan McDONNELL	Locost					1:28.44	12 79.46
---	----	------------------	--------	--	--	--	--	---------	----------

Weather / Track: Cloudy / Dry

Start Time : 14:36

Snetterton

14 Apr 06 14:56

Clerk of Course: <i>A. S. G.</i> 15.10	Time issued:	Chief Timekeeper:
---	--------------	-------------------

THESE RESULTS REMAIN PROVISIONAL FOR A MINIMUM OF 30 MINUTES FROM THE TIME OF ISSUE



## MDS Battery RGB

## Provisional Results - Race 6

PI	No	Cl	Name	Car	Laps	Time	Behind	MPH	Best Lap on	MPH
1	75	BEA	Gordon GRIFFIN	T5 Mission	9	11:36.64		90.79	1:15.17	7 93.48
2	3	BEA	Jonathan WRIGHT	Radical SR4	9	11:38.44	1.80	90.55	1:15.48	8 93.10
3	27	BEA	Martin BROOKS	Stuart Taylor Phasar	9	11:45.92	9.28	89.59	1:16.81	8 91.49
4	71	BEA	Tim PELL	Genesis EVO	9	11:45.97	9.33	89.59	1:16.45	9 91.92
5	4	BEA	Darcy SMITH	Radical SR4	9	11:49.84	13.20	89.10	1:16.79	9 91.51
6	10	BEA	James JOHNSON	Fisher Fury	9	11:56.69	20.05	88.25	1:17.70	3 90.44
7	52	BEA	Rob BALDWIN	BDN S2	9	12:01.88	25.24	87.61	1:16.56	6 91.79
8	1	BEC	Tim GRAY	Stuart Taylor Phoenix	9	12:20.91	44.27	85.36	1:19.75	6 88.12
9	7	BEC	Mike FIELD	Fisher Fury	9	12:21.83	45.19	85.26	1:20.14	6 87.69
10	46	BEC	John GOODWIN	Stuart Taylor Phoenix	9	12:22.05	45.41	85.23	1:19.63	6 88.25
11	21	BEA	Doug CARTER	Genesis Evo	9	12:22.40	45.76	85.19	1:19.86	6 87.99
12	11	BEC	Chris SEAMAN	Fisher Fury	9	12:23.00	46.36	85.12	1:20.02	7 87.82
13	25	BEC	Derek JONES	Fisher Fury	9	12:29.62	52.98	84.37	1:19.95	7 87.89
14	43	BEB	Paul ROGERS	Stuart Taylor Phoenix	9	12:29.71	53.07	84.36	1:20.63	6 87.15
15	15	BEC	John CUTMORE	Westfield Megablade	9	12:34.18	57.54	83.86	1:20.60	4 87.19
16	31	BEC	Matt ROWE	Fisher Fury	9	12:34.72	58.08	83.80	1:21.20	4 86.54
17	23	BEC	David WALE	Fisher Fury Fireblade	9	12:38.17	1:01.53	83.42	1:21.10	4 86.65
18	50	BEC	Tim HOVERD	Fisher Fury	9	12:39.00	1:02.36	83.33	1:21.16	6 86.58
19	34	BEC	Colin DUCE	Fisher Fury	9	13:04.54	1:27.90	80.61	1:23.09	8 84.57
20	54	BEC	Oliver HULME	Sylva Phoenix	8	11:38.00	1 Lap	80.54	1:23.77	6 83.89
21	59	BEC	Pete ROPE	Stuart Taylor Phoenix	8	11:40.32	1 Lap	80.27	1:22.81	7 84.86
22	69	BEC	Jonathan THACKRAY	Fisher Fury	8	11:40.87	1 Lap	80.21	1:22.64	7 85.03
23	42	BEC	Simon MAYNE	MK Indy	8	11:46.85	1 Lap	79.53	1:24.63	7 83.03
24	65	BEB	Neil PALMER	Stuart Taylor Phoenix	8	11:48.86	1 Lap	79.31	1:25.08	5 82.60
25	29	BEC	Martin ROBERTS	Fisher Fury	8	12:14.15	1 Lap	76.58	1:28.99	5 78.97
26	44	BEC	Judi DERISLEY	Fisher Fury	8	12:33.56	1 Lap	74.60	1:30.43	8 77.71
27	64	BEC	Tony CARPENTER	Stuart Taylor Phoenix	8	12:42.22	1 Lap	73.76	1:32.64	6 75.85
28	36	BEC	Henry CARR	Fisher Fury	7	11:42.70	2 Laps	70.00	1:24.50	6 83.16
29	41	BEA	Neil CONSTABLE-BERRY	Fisher Fury	7	12:40.33	2 Laps	64.70	1:26.26	4 81.47
<b>Not-Classified</b>										
77	BEC	Phil ALCOCK	Pulsar Blade		8	11:32.78	DNF	81.15	1:23.92	4 83.74
14	BEC	Gordon MILNER	STM Phaser		6	11:23.53	DNF	61.68	1:24.67	3 83.00
6	BEC	Mike ATKINSON	Stuart Taylor Phasar		4	5:43.57	DNF	81.81	1:22.02	4 85.68
<b>Non-Starters</b>										
63	BEC	Colin CHAPMAN	Fisher Fury							
<b>Fastest Lap</b>										
75	BEA	Gordon GRIFFIN	T5 Mission					1:15.17	7	93.48
46	BEC	John GOODWIN	Stuart Taylor Phoenix					1:19.63	6	88.25
43	BEB	Paul ROGERS	Stuart Taylor Phoenix					1:20.63	6	87.15

No 36 &amp; 41 should be classified.

Weather / Track: Cloudy / Dry

Start Time : 15:11

Snetterton

15 Apr 06 13:23

Clerk of Course:	Time Issued:	Chief Timekeeper:
------------------	--------------	-------------------

THESE RESULTS REMAIN PROVISIONAL FOR A MINIMUM OF 30 MINUTES FROM THE TIME OF ISSUE

Results produced on HS Sports Timing and Results Systems



RC

## 750 Motor Club Formula 4

### Provisional Results - Race 8

Pi	No	Cl	Name	Car	Laps	Time	Behind	MPH	Best Lap on	MPH
1	1	F4A	Barry PRITCHARD	Van Diemen RF01/4	16	19:35.61		95.64	1:12.00	7 97.60
2	12	F4A	Chris LEWIS	Comtec F4	16	19:51.53	15.92	94.36	1:12.83	5 96.49
3	4	F4A	Damon BLAND	Mygale US2000	16	20:01.35	25.74	93.59	1:13.79	15 95.23
4	5	F4A	Steve PATANIA	Van Diemen RF04	16	20:04.62	28.91	93.34	1:13.98	8 94.99
5	26	F4B	Chris VINALL	Van Diemen RF94	16	20:04.68	28.97	93.34	1:13.53	15 95.57
6	23	F4A	Nick BARNETT	Mygale US2000	16	20:15.75	40.14	92.48	1:13.95	12 95.03
7	77	F4A	Chris HODGEN	Van Diemen RF06	16	20:37.61	1:01.90	90.86	1:14.34	7 94.53
8	8	F4E	Malcolm SCOTT	Van Diemen RF00	16	20:49.49	1:13.88	89.98	1:16.60	16 91.74
9	29	F4E	Chris TIMMS	Van Diemen	16	20:50.77	1:15.16	89.89	1:15.91	13 92.57
10	10	F4E	Peter ALLEN	Van Diemen RF00	15	19:41.45	1 Lap	89.22	1:15.99	13 92.48
11	67	F4A	Steve SAVAGE	Van Diemen RG95	15	19:50.82	1 Lap	88.52	1:16.82	7 91.48
12	71	F4B	Kelvin LAIDLAW	Van Diemen RF90	15	19:57.67	1 Lap	88.01	1:18.13	9 89.94
13	99	F4B	Charles ADRIAN	Van Diemen RF95	15	20:14.72	1 Lap	86.78	1:16.64	12 91.69
14	21	F4A	Mike WEBBER	Magnum F4A	15	20:15.81	1 Lap	86.70	1:17.81	13 90.31
15	34	F4E	Jennifer SCOTT	Van Diemen RF99	15	20:18.54	1 Lap	86.50	1:18.89	14 89.08
16	25	F4E	Simon EMMERSON	Van Diemen RF98	15	20:49.39	1 Lap	84.37	1:20.39	15 87.41
17	48	F4D	Paul RIDER	Royale RP30	14	19:38.76	2 Laps	83.46	1:21.30	12 86.44
18	80	F4C	Peter MONK	Lotus FVL	14	20:53.88	2 Laps	78.46	1:24.36	4 83.30

#### Not-Classified

20 F4A Erwin SMIECH Van Diemen RF2000 1 2:37.95 DNF 44.49 0 0.00

#### Non-Starters

61 F4B Chris KITE Dallara 493

#### Fastest Lap

1	F4A	Barry PRITCHARD	Van Diemen RF01/4	1:12.00	7	97.60
26	F4B	Chris VINALL	Van Diemen RF94	1:13.53	15	95.57
29	F4E	Chris TIMMS	Van Diemen	1:15.91	13	92.57
48	F4D	Paul RIDER	Royale RP30	1:21.30	12	86.44
80	F4C	Peter MONK	Lotus FVL	1:24.36	4	83.30

Weather / Track: Cloudy / Dry

Start Time : 10:21

Snetterton

15 Apr 06 10:40

Clerk of Course:

Time issued:

10:53

Chief Timekeeper:

THESE RESULTS REMAIN PROVISIONAL FOR A MINIMUM OF 30 MINUTES FROM THE TIME OF ISSUE

Results produced on HS Sports Timing and Results Systems



## MR2 Challenge

### Provisional Results - Race 9

Pl	No	Cl	Name	Car	Laps	Time	Behind	MPH	Best Lap on	MPH
1	80	MRA	Sam MAYER	Toyota MR2 Mk1	10	15:24.03		76.05	1:30.99	4 77.23
2	1	MRB	Patrick MORTELL	Toyota MR2 Mk2	10	15:36.29	12.26	75.05	1:31.29	2 76.98
3	23	MRA	James O'NEIL	Toyota MR2 Mk1	10	15:43.60	19.57	74.47	1:32.42	3 76.04
4	35	MRA	Iain MORTON	Toyota MR2 Mk1	10	15:45.75	21.72	74.30	1:32.41	7 76.04
5	2	MRA	Kevin POOLE	Toyota MR2 Mk1	10	15:46.58	22.55	74.24	1:32.75	4 75.76
6	33	MRA	Neil GLYNN	Toyota MR2 Mk1	10	15:53.44	29.41	73.70	1:33.07	7 75.50
7	22	MRA	Mark MAILER	Toyota MR2 Mk1	10	15:55.47	31.44	73.55	1:33.11	7 75.47
8	47	MRA	Brian GATT	Toyota MR2 Mk1	10	16:32.40	1:08.37	70.81	1:37.38	7 72.16
9	5	MRA	Ady SIMPSON	Toyota MR2 Mk1	10	16:32.42	1:08.39	70.81	1:35.98	5 73.22
10	28	MRA	Sarah WHERRY	Toyota MR2 Mk1	10	16:32.97	1:08.94	70.77	1:34.09	5 74.69
11	79	MRA	Richard PEARSON	Toyota MR2 Mk1	9	15:27.20	1 Lap	68.21	1:39.89	7 70.35
12	34	MRA	Chris DUNNETT	Toyota MR2 Mk1	9	15:44.20	1 Lap	66.98	1:40.42	7 69.98
13	17	MRA	Paul BARBER	Toyota MR2 Mk1	9	15:53.94	1 Lap	66.30	1:43.43	9 67.94
14	14	MRA	Karen PHILIPS	Toyota MR2 Mk1	9	16:07.71	1 Lap	65.36	1:43.94	9 67.61

#### Non-Starters

64	MRA	Liam O'TOOL	Toyota MR2 Mk1
7	MRA	Robert HOWES	Toyota MR2 Mk1
78	MRA	George TAYLOR	Toyota MR2 Mk1

#### Fastest Lap

80	MRA	Sam MAYER	Toyota MR2 Mk1	1:30.99	4	77.23
1	MRB	Patrick MORTELL	Toyota MR2 Mk2	1:31.29	2	76.98

Weather / Track: Cloudy / Dry

Start Time : 10:52

Snetterton

15 Apr 06 11:08

Clerk of Course:

*[Signature]* 11 22

Time Issued:

Chief Timekeeper:

*[Signature]*

THESE RESULTS REMAIN PROVISIONAL FOR A MINIMUM OF 30 MINUTES FROM THE TIME OF ISSUE

Results produced on HS Sports Timing and Results Systems





## Demon Tweeks / Yokohama Stock Hatch

### Provisional Results - Race 10 - Heat

Pl	No	Cl	Name	Car	Laps	Time	Behind	MPH	Best Lap on	MPH
1	26	SH	Mark ALDEN	Peugeot 106 XSi	10	15:39.13		74.83	1:31.69	5 76.64
2	40	SH	Paul McMAHON	Citroen Saxo VTR	10	15:39.40	0.27	74.81	1:31.84	6 76.52
3	57	SHB	Tony TAYLOR	Peugeot 205 GTi	10	15:53.27	14.14	73.72	1:32.69	2 75.81
4	35	SHB	Richard HORSEY	Peugeot 205 GTi	10	15:53.80	14.67	73.68	1:31.60	6 76.72
5	106	SHB	Andrew THORPE	Peugeot 106 XSi	10	15:56.13	17.00	73.50	1:32.70	4 75.81
6	103	SH	Dan SUMMERS	Peugeot 106 Rallye	10	15:56.31	17.18	73.48	1:32.74	6 75.77
7	99	SHB	Steve KELSEY	Citroen AX GT	10	15:56.35	17.22	73.48	1:32.60	5 75.89
8	100	SH	Lawrence WARD	Peugeot 106 XSi	10	16:05.39	26.26	72.79	1:33.35	5 75.28
9	62	SHB	Dave WRIGHT	Peugeot 205 GTi	10	16:06.79	27.66	72.69	1:33.86	3 74.87
10	94	SHB	Wayne GOODWIN	Ford Fiesta XR2	10	16:08.00	28.87	72.60	1:33.80	9 74.92
11	92	SHB	Mark LAWRENCE	Ford Escort XR3i	10	16:08.85	29.72	72.53	1:33.53	3 75.13
12	52	SHB	Dave MASON	Fiesta XR2	10	16:10.85	31.72	72.38	1:33.40	4 75.24
13	37	SHB	Tim MIZEN	Fiesta XR2i	10	16:12.49	33.36	72.26	1:33.87	7 74.86
14	47	SHB	Keith MORGAN	Suzuki Swift GTi	10	16:12.91	33.78	72.23	1:33.38	6 75.25
15	89	SHB	Andy MUGGERIDGE	Peugeot 205 GTi	10	16:18.04	38.91	71.85	1:34.11	5 74.67
16	83	SHB	Andy MACKIE	Ford Fiesta XR2	10	16:25.15	46.02	71.33	1:34.86	6 74.08
17	88	SHB	Tony COOPER	Vauxhall Nova	10	16:25.25	46.12	71.32	1:34.65	5 74.24
18	36	SHB	Andy BARNETT	Peugeot 205 GTi	10	16:25.65	46.52	71.30	1:34.16	9 74.63
19	34	SHB	Mark WEBSTER	Fiesta XR2	10	16:28.62	49.49	71.08	1:34.48	5 74.38
20	30	SH	Mark WEBBER	Citroen Saxo VTR	10	16:29.30	50.17	71.03	1:33.83	5 74.89
21	33	SHB	Craig EMMERSON	Vauxhall Nova GTE	10	16:30.63	51.50	70.94	1:33.12	3 75.46
22	77	SHB	Andy PHILPOTTS	Ford Fiesta XR2i	10	16:31.87	52.74	70.85	1:35.35	5 73.70
23	96	SHB	Gary WATKINS	Ford Fiesta XR2	10	16:33.94	54.81	70.70	1:35.03	6 73.95
24	71	SHB	Maurice DAVIES	Fiesta XR2	10	16:36.46	57.33	70.52	1:36.25	6 73.01
25	32	SH	Tom WOOLLARD	Peugeot 106 XSi	10	16:44.85	1:05.72	69.93	1:35.89	8 73.28
26	97	SH	Amy BARKER	Citroen Saxo VTR	10	16:47.23	1:08.10	69.77	1:35.20	9 73.82
27	85	SHB	Ian McLAUGHLIN	Suzuki Swift GTi	10	16:59.11	1:19.98	68.95	1:38.53	6 71.32
28	87	SHB	Nick ARNOLD	Ford Fiesta XR2	10	16:59.28	1:20.15	68.94	1:37.57	10 72.02
29	45	SHB	Bob FOSSEY	Fiesta XR2	10	17:02.05	1:22.92	68.76	1:37.94	8 71.75
30	76	SHB	Connie NESBITT	Fiesta XR2	10	17:16.03	1:36.90	67.83	1:39.68	6 70.50

#### Not-Classified

46	SH	Liam SARGENT	Peugeot 106 XSi	9	15:11.24	DNF	69.41	1:33.92	4	74.82
23	SHB	Andy MASON	Peugeot 106 XSi	6	10:05.06	DNF	69.68	1:35.90	5	73.28
38	SHB	Darren GAY	Fiesta XR2	6	10:29.69	DNF	66.96	1:34.80	5	74.13
24	SHB	Tom MOLYNEUX	Fiesta XR2i	6	9:39.09	DNF	72.81	1:32.44	5	76.02
102	SH	Matthew FOLEY	Citroen Saxo VTR	5	8:07.84	DNF	72.02	1:33.30	3	75.32
29	SHB	Carl SWAN	Peugeot 205 GTi	0		Starter	0			
58	SHB	Jason NIND	Fiesta XR2	0		Starter	0			
72	SH	Darren GREGORY	Peugeot 106 XSi	0		Starter	0			

#### Fastest Lap

35	SHB	Richard HORSEY	Peugeot 205 GTi				1:31.60	6	76.72
26	SH	Mark ALDEN	Peugeot 106 XSi				1:31.69	5	76.64

Weather / Track: Cloudy / Dry

Start Time : 11:21

Snetterton

15 Apr 06 11:37

Clerk of Course: 	Time Issued:	Chief Timekeeper: 
---	--------------	--

THESE RESULTS REMAIN PROVISIONAL FOR A MINIMUM OF 30 MINUTES FROM THE TIME OF ISSUE

Results produced on HS Sports Timing and Results Systems



## 750 Motor Club Locost

### Provisional Results - Race 11

Pl	No	Cl	Name	Car	Laps	Time	Behind	MPH	Best Lap on	MPH
1	14	LC	Martin GAMBLING	Locost	13	19:45.98		77.03	1:28.78	9 79.15
2	3	LC	Brian MITCHAM	Locost	13	19:49.44	3.46	76.80	1:29.28	11 78.71
3	1	LC	Declan McDONNELL	Locost	13	19:52.64	6.66	76.60	1:29.36	9 78.64
4	87	LC	Adam WHITE	Locost	13	19:54.34	8.36	76.49	1:30.00	5 78.08
5	8	LC	Alastair GARRATT	Locost	13	19:54.58	8.60	76.47	1:30.21	6 77.90
6	2	LC	Brendan DUDLEY	Locost	13	19:55.00	9.02	76.45	1:29.92	8 78.15
7	9	LC	Nick LEAR	Locost	13	19:55.71	9.73	76.40	1:29.88	8 78.18
8	20	LC	Aaron BAILEY	Locost	13	19:56.22	10.24	76.37	1:29.51	12 78.51
9	69	LC	Spencer LYON	Locost	13	20:06.48	20.50	75.72	1:30.26	8 77.86
10	43	LC	Simon WOOD	Locost	13	20:06.87	20.89	75.69	1:30.55	13 77.61
11	56	LC	David BARTHOLOMEW	Locost	13	20:07.72	21.74	75.64	1:30.53	8 77.62
12	83	LC	Paul PRESGRAVES	Locost	13	20:09.13	23.15	75.55	1:30.48	13 77.67
13	72	LC	Gregg CASTREE	Locost	13	20:10.06	24.08	75.50	1:30.54	9 77.61
14	48	LC	Paul BRYANT	Locost	13	20:14.27	28.29	75.23	1:31.62	11 76.70
15	34	LC	Mark BARLOW	Locost	13	20:14.48	28.50	75.22	1:30.91	7 77.30
16	44	LC	Gary PARKES	Locost	13	20:24.01	38.03	74.63	1:31.10	12 77.14
17	54	LC	James HUGHES	Locost	13	20:25.00	39.02	74.57	1:31.30	12 76.97
18	17	LC	Rob FITTER	Locost	13	20:25.27	39.29	74.56	1:31.56	10 76.75
19	25	LC	Stephen LANSLEY	Locost	13	20:29.18	43.20	74.32	1:31.33	12 76.94
20	52	LC	Michael COOMBER	Locost	13	20:34.05	48.07	74.03	1:32.03	7 76.36
21	31	LC	Samir ABID	Locost	13	20:37.14	51.16	73.84	1:32.43	12 76.03
22	51	LC	Dougie HANNAH	Locost	13	20:37.96	51.98	73.79	1:31.17	2 77.08
23	21	LC	Jason GIBBONS	Locost	13	20:59.21	1:13.23	72.55	1:33.54	4 75.13
24	78	LC	Mark WHITE	Locost	13	21:00.32	1:14.34	72.48	1:33.40	13 75.24
25	27	LC	Karen SHEPHERD	Locost	13	21:16.30	1:30.32	71.58	1:33.82	11 74.90
26	74	LC	Garry BRANDON	Locost	12	20:06.69	1 Lap	69.88	1:36.43	10 72.87
27	67	LC	Ernie GUSHLOW	Locost	12	20:10.56	1 Lap	69.66	1:36.89	3 72.53
28	70	LC	Jane DARKE	Locost	12	20:40.18	1 Lap	68.00	1:39.39	8 70.70
29	71	LC	Victoria PICKLES	Locost	11	19:51.67	2 Laps	64.87	1:36.43	5 72.87
<b>Not-Classified</b>										
26	LC		Richard JENKINS	Locost	9	14:32.30	DNF	72.50	1:31.09	8 77.15
75	LC		Glenn BOYER	Locost	6	9:38.84	DNF	72.84	1:32.36	4 76.08
13	LC		Matt CHERRINGTON	Locost	5	7:55.35	DNF	73.92	1:31.89	2 76.47
15	LC		Mark GLOVER	Locost	0		Starter	0		
<b>Non-Starters</b>										
47	LC		Robert PALIN	Locost						
<b>Fastest Lap</b>										
14	LC		Martin GAMBLING	Locost				1:28.78	9 79.15	

Weather / Track: Cloudy / Dry

Start Time : 11:52

Snetterton

15 Apr 06 12:12

Clerk of Course: 	Time Issued: 12:22	Chief Timekeeper: 
----------------------	-----------------------	-----------------------

THESE RESULTS REMAIN PROVISIONAL FOR A MINIMUM OF 30 MINUTES FROM THE TIME OF ISSUE



AMENDED

MDS Batteries RGB

AMENDED

Provisional Results - Race 12

Pl	No	CI	Name	Car	Laps	Time	Behind	MPH	Best Lap on	MPH	
1	75	BEA	Gordon GRIFFIN	T5 Mission	11	14:06.57		91.31	1:15.33	10	93.29
2	3	BEA	Jonathan WRIGHT	Radical SR4	11	14:13.03	6.46	90.62	1:15.64	6	92.90
3	27	BEA	Martin BROOKS	Stuart Taylor Phasar	11	14:22.74	16.17	89.60	1:16.51	5	91.85
4	4	BEA	Darcy SMITH	Radical SR4	11	14:23.89	17.32	89.48	1:17.05	4	91.20
5	10	BEA	James JOHNSON	Fisher Fury	11	14:29.58	23.01	88.89	1:17.48	9	90.70
6	21	BEA	Doug CARTER	Genesis Evo	11	15:02.94	56.37	85.61	1:19.90	11	87.95
7	11	BEC	Chris SEAMAN	Fisher Fury	11	15:04.44	57.87	85.47	1:20.24	11	87.58
8	46	BEC	John GOODWIN	Stuart Taylor Phoenix	11	15:04.74	58.17	85.44	1:20.13	11	87.70
9	43	BEB	Paul ROGERS	Stuart Taylor Phoenix	11	15:24.52	1:17.95	83.81	1:21.43	10	86.30
10	23	BEC	David WALE	Fisher Fury Fireblade	11	15:25.72	1:19.15	83.50	1:22.42	7	85.26
11	15	BEC	John CUTMORE	Westfield Megablade	10	14:09.13	1 Lap	82.76	1:22.22	8	85.47
12	41	BEA	Neil CONSTABLE-BERRY	Fisher Fury	10	14:12.60	1 Lap	82.42	1:22.92	7	84.75
13	34	BEC	Colin DUCE	Fisher Fury	10	14:13.10	1 Lap	82.37	1:21.69	8	86.13
14	50	BEC	Tim HOVERD	Fisher Fury	10	14:21.36	1 Lap	81.58	1:21.88	9	85.82
15	69	BEC	Jonathan THACKRAY	Fisher Fury	10	14:23.46	1 Lap	81.38	1:22.27	7	85.42
16	31	BEC	Matt ROWE	Fisher Fury	10	14:25.06	1 Lap	81.23	1:22.82	8	84.85
17	63	BEC	Colin CHAPMAN	Fisher Fury	10	14:28.37	1 Lap	80.92	1:23.49	7	84.17
18	29	BEC	Martin ROBERTS	Fisher Fury	10	14:28.77	1 Lap	80.89	1:23.62	7	84.04
19	14	BEC	Gordon MILNER	STM Phasar	10	14:41.58	1 Lap	79.71	1:23.79	9	83.87
20	77	BEC	Phil ALCOCK	Pulsar Blade	10	14:55.06	1 Lap	78.51	1:25.33	9	82.35
21	42	BEC	Simon MAYNE	MK Indy	10	14:55.55	1 Lap	78.47	1:24.72	3	82.95
22	66	BEB	Neil PALMER	Stuart Taylor Phoenix	10	15:00.10	1 Lap	78.07	1:25.34	10	82.34
23	64	BEC	Tony CARPENTER	Stuart Taylor Phoenix	9	14:17.86	2 Laps	73.72	1:31.53	8	76.77

Not-Classified

52	BEA	Rob BALDWIN	BDN S2	8	11:25.53	DNF	82.01	1:16.81	4	91.49
6	BEC	Mike ATKINSON	Stuart Taylor Phasar	7	9:51.89	DNF	83.11	1:22.30	7	85.39
71	BEA	Tim PELL	Genesis EVO	5	6:32.84	DNF	89.44	1:16.05	4	92.40
59	BEC	Pete ROPE	Stuart Taylor Phoenix	5	7:58.04	DNF	73.50	1:25.28	4	82.40

Exclusions

1	BEC	Tim GRAY	Stuart Taylor Phoenix	Champ. reg. 5.9 - no functioning reverse gear						
25	BEC	Derek JONES	Fisher Fury	Champ. reg. 5.9 - no functioning reverse gear						
36	BEC	Henry CARR	Fisher Fury	Champ. reg. 5.9 - no functioning reverse gear						
54	BEC	Oliver HULME	Sylva Phoenix	Champ. reg. 5.9 - no functioning reverse gear						

Non-Starters

44	BEC	Judi DERISLEY	Fisher Fury
7	BEC	Mike FIELD	Fisher Fury

Fastest Lap

75	BEA	Gordon GRIFFIN	T5 Mission	1:15.33	10	93.29
46	BEC	John GOODWIN	Stuart Taylor Phoenix	1:20.13	11	87.70
43	BEB	Paul ROGERS	Stuart Taylor Phoenix	1:21.43	10	86.30

Weather / Track: Cloudy / Dry

Start Time : 12:27

Snetterton

15 Apr 06 14:29

Clerk of Course: <i>[Signature]</i> 14:35	Time Issued:	Chief Timekeeper:
--	--------------	-------------------

THESE RESULTS REMAIN PROVISIONAL FOR A MINIMUM OF 30 MINUTES FROM THE TIME OF ISSUE

Results produced on HS Sports Timing and Results Systems



AMENDED

## Demon Tweeks / Yokohama Stock Hatch

### Provisional Results - Race 13 - Final

Pl	No	Cl	Name	Car	Laps	Time	Behind	MPH	Best Lap on	MPH
1	41	SH	Hilary HOWLETT	Citroen Saxo VTR	10	15:10.36		77.19	1:29.26	4 78.73
2	5	SH	Pete MORGAN	Citroen Saxo VTR	10	15:10.78	0.42	77.16	1:29.21	5 78.77
3	7	SHB	Martin BOON	Rover GTi	10	15:12.78	2.42	76.99	1:29.20	5 78.78
4	13	SH	Simon HUNT	Peugeot 106 XSi	10	15:16.54	6.18	76.67	1:29.81	4 78.25
5	9	SH	Robert FOREMAN	Citroen Saxo	10	15:17.14	6.78	76.62	1:29.51	5 78.51
6	8	SHB	John HEMMING	Vauxhall Nova GSi	10	15:17.31	6.95	76.61	1:29.69	5 78.35
7	16	SH	Darren WILSON	Peugeot 106 XSi	10	15:18.27	7.91	76.53	1:30.13	4 77.97
8	113	SH	Matt WILKINS	Peugeot 106 XSi	10	15:18.71	8.35	76.49	1:29.58	4 78.45
9	118	SH	Chris CODY	Citroen Saxo	10	15:19.23	8.87	76.45	1:29.44	5 78.57
10	14	SHB	Simon HOWARD	Fiesta XR2	10	15:23.54	13.18	76.09	1:29.85	5 78.21
11	17	SHB	Jeff HUMPHRIES	Ford Fiesta XR2i	10	15:27.04	16.68	75.80	1:30.02	5 78.06
12	121	SHB	Matt ROZIER	Peugeot 205 GTi	10	15:28.36	18.00	75.69	1:30.49	3 77.66
13	12	SH	Alastair BOULTON	Peugeot 106 XSi	10	15:30.20	19.84	75.55	1:30.48	2 77.67
14	11	SHB	Christopher PETTO	Suzuki Swift GTi	10	15:31.05	20.69	75.48	1:29.35	5 78.65
15	90	SH	James MARSHALL	Citroen Saxo VTR	10	15:32.67	22.31	75.34	1:31.08	8 77.15
16	2	SH	Maurice HAYDEN	Citroen Saxo VTR	10	15:34.75	24.39	75.18	1:29.89	5 78.18
17	31	SH	Nick CARTER	Vauxhall Corsa Sport	10	15:38.01	27.65	74.92	1:31.31	9 76.96
18	42	SHB	Lee SCOTT	Ford Fiesta XR2i	10	15:38.46	28.10	74.88	1:31.19	9 77.06
19	40	SH	Paul McMAHON	Citroen Saxo VTR	10	15:43.08	32.72	74.51	1:31.13	4 77.11
20	21	SHB	Jonathan HOWES	Fiesta XR2	10	15:43.80	33.44	74.46	1:31.47	8 76.83
21	82	SH	James BRUNTON	Citroen Saxo VTR	10	15:44.25	33.89	74.42	1:31.49	5 76.81
22	44	SHB	Alex DEW	Fiesta XR2	10	15:45.25	34.89	74.34	1:31.62	8 76.70
23	20	SHB	Ian DOUGHTY	Vauxhall Nova GTE	10	15:45.67	35.31	74.31	1:30.66	9 77.51
24	133	SH	Robbie BOON	Peugeot 106 XSi	10	15:46.42	36.06	74.25	1:31.53	2 76.77
25	3	SH	Terry ROUGHTON	Citroen Saxo	10	15:49.00	38.64	74.05	1:30.48	7 77.67
26	64	SH	Pat GROVE	Peugeot 106 Rallye	10	15:52.81	42.45	73.75	1:30.75	2 77.43
27	111	SHB	Alistair VANNIER	Ford Fiesta XR2	10	15:52.83	42.47	73.75	1:31.69	7 76.64
28	57	SHB	Tony TAYLOR	Peugeot 205 GTi	10	15:53.53	43.17	73.70	1:32.81	7 75.72
29	106	SHB	Andrew THORPE	Peugeot 106 XSi	10	15:58.43	48.07	73.32	1:32.41	9 76.04
30	79	SHB	Kev HUTTON	Fiesta XR2	10	16:05.06	54.70	72.82	1:33.47	7 75.18
31	49	SHB	Paul COULAM	Fiesta XR2	10	16:08.15	57.79	72.58	1:33.32	3 75.30
32	55	SH	Paul SHEEHAN	MG ZR105	10	16:31.83	1:21.47	70.85	1:33.36	2 75.27
33	120	SHB	Derek ROZIER	Fiesta XR2i	9	15:56.95	1 Lap	66.09	1:35.60	3 73.51

#### Not-Classified

64	SH	William HORNSEY	Peugeot 106 Rallye	9	13:55.32	DNF	75.71	1:30.36	5 77.77
35	SHB	Richard HORSEY	Peugeot 205 GTi	6	9:50.46	DNF	71.41	1:30.16	5 77.94
10	SH	Gareth WRIGHT	Peugeot 106 XSi	5	7:33.94	DNF	77.40	1:28.89	4 79.06
101	SH	Martin WARD	Citroen Saxo VTR	2	4:50.53	DNF	48.38	2:54.77	2 40.21

#### Exclusions

25	SH	Mark ALDEN	Peugeot 106 XSi	overtaking under yellow flag					
----	----	------------	-----------------	------------------------------	--	--	--	--	--

#### Fastest Lap

10	SH	Gareth WRIGHT	Peugeot 106 XSi				1:28.89	4	79.06
7	SHB	Martin BOON	Rover GTi				1:29.20	5	78.78

Weather / Track: Cloudy / Dry

Start Time : 13:52

Snetterton

15 Apr 06 15:42

Clerk of Course:  15.49.	Time Issued:	Chief Timekeeper: 
---	--------------	---

THESE RESULTS REMAIN PROVISIONAL FOR A MINIMUM OF 30 MINUTES FROM THE TIME OF ISSUE



## Which Kit? Kit Cars

### Provisional Results - Race 14

Pl	No	Cl	Name	Car	Laps	Time	Behind	MPH	Best Lap on	MPH	
1	60	KCA	Charles STERLING	Dax Rush	11	15:12.88		84.68	1:20.91	11	86.85
2	24	KCB	Clive HUDSON	Sylva Phoenix	11	15:31.38	18.50	82.99	1:22.54	8	85.14
3	12	KCB	Steve TAYLOR	Stuart Taylor Phasar	11	15:31.76	18.88	82.96	1:22.49	9	85.19
4	15	KCB	Andrew OWEN	Sylva Phoenix	11	15:32.76	19.88	82.87	1:21.79	10	85.92
5	27	KCB	Steve OWEN	Sylva Clubman	11	15:32.96	20.08	82.85	1:23.31	5	84.35
6	4	KCA	Gary GOODYEAR	Raw Striker	11	15:34.69	21.81	82.70	1:22.64	10	85.03
7	10	KCB	Jonathan WESTON-TAYLOR	Fisher Fury	11	15:37.07	24.19	82.49	1:22.70	10	84.97
8	19	KCA	Brian DEAN	Sylva Phoenix	11	15:55.28	42.40	80.92	1:25.02	11	82.65
9	18	KCB	Nigel BROWN	Sylva Phoenix	11	15:59.78	46.90	80.54	1:24.41	11	83.25
10	38	KCB	Tony SOUTHGATE	Sylva Phoenix	11	16:00.47	47.59	80.48	1:24.95	10	82.72
11	28	KCB	Jonathan BARNETT	Sylva Striker	11	16:00.90	48.02	80.44	1:24.89	10	82.78
12	39	KCB	Chris SCOPES	Procomp LA Gold	11	16:01.07	48.19	80.43	1:24.84	10	82.83
13	23	KCB	Paul HARVEY	Stuart Taylor Phoenix	11	16:13.87	1:00.99	79.37	1:25.75	8	81.95
14	62	KCA	Nic SCOTT	Sylva Striker Mk2	11	16:18.02	1:05.14	79.04	1:25.33	8	82.35
15	13	KCA	Paul BOYD	Sylva Striker	11	16:20.77	1:07.89	78.81	1:26.12	8	81.60
16	9	KCB	Anton LANDON	Westfield SE	11	16:22.25	1:09.37	78.70	1:26.47	9	81.27
17	86	KCB	Stephen BELL	Sylva Striker	11	16:24.89	1:12.01	78.49	1:26.41	9	81.32
18	36	KCA	Ian KEMPSON	MK Indy	11	16:25.62	1:12.74	78.43	1:26.56	9	81.18
19	51	KCB	Brian SMITH	Sylva Striker	11	16:28.22	1:15.34	78.22	1:26.44	9	81.30
20	32	KCB	Paul COOPER	Sylva Striker	11	16:31.17	1:18.29	77.99	1:27.66	11	80.16
21	17	KCA	Bruce BROWN	Luego Velocity	11	16:34.04	1:21.16	77.76	1:27.03	10	80.74
22	41	KCB	Darren SANSUM	Sylva Striker	10	15:16.33	1 Lap	76.69	1:25.85	8	81.85
23	49	KCA	Tony GAUNT	Stuart Taylor Phoenix	10	15:27.54	1 Lap	75.76	1:30.31	6	77.81
24	35	KCA	Joe OXLEY	Marlin 5exi	10	15:32.26	1 Lap	75.38	1:30.06	3	78.03
25	37	KCA	Malcolm HOPE	Shawspeed	10	16:35.49	1 Lap	70.59	1:35.46	9	73.61
26	31	KCA	Natalie HARDY	Shawdpeed SK1.6s	8	16:58.03	3 Laps	55.22	2:01.26	2	57.95

#### Not-Classified

75	KCA	Matthew LEWIS	Razer	10	13:49.17	DNF	84.75	1:20.87	9	86.90
21	KCB	Adrian COOPER	Sylva Mojo 2	5	8:15.62	DNF	70.89	1:29.48	4	78.53
53	KCB	Andy HILEY	Taydec Mk2	3	4:30.73	DNF	77.87	1:29.10	2	78.87
26	KCA	Dylan POPOVIC	Marlin 5exi	0		Starter	0			
90	KCB	Simon CHILDS	Sylva Phoenix	0		Starter	0			

#### Non-Starters

11	KCB	Mark CONROY	Raw Striker							
----	-----	-------------	-------------	--	--	--	--	--	--	--

#### Fastest Lap

75	KCA	Matthew LEWIS	Razer				1:20.87	9	86.90
15	KCB	Andrew OWEN	Sylva Phoenix				1:21.79	10	85.92

Weather / Track: Cloudy / Dry

Start Time : 14:39

Snetterton

15 Apr 06 14:55

Clerk of Course: 	Time issued: 15:00	Chief Timekeeper: 
----------------------	-----------------------	-----------------------

THESE RESULTS REMAIN PROVISIONAL FOR A MINIMUM OF 30 MINUTES FROM THE TIME OF ISSUE



## Sports Racing & GT Challenge

### Provisional Results - Race 15

Pl	No	Cl	Name	Car	Laps	Time	Behind	MPH	Best Lap on	MPH
1	57	SRA	Nick TAYLOR	Cobra GTD 427	11	14:26.05		89.25	1:16.76	4 91.55
2	0	SRA	Mark JORDAN	RAM Cobra	11	14:39.67	13.62	87.87	1:17.63	3 90.52
3	1	SRB	Mike WALKER	Crossle 9S	11	15:05.89	39.84	85.33	1:20.18	4 87.64
4	45	SRB	Nigel EDWARDS	Crossle 9S	11	15:09.07	43.02	85.03	1:19.10	3 88.84
5	69	SRA	Phil HOLLINS	Morgan +8	11	15:30.19	1:04.14	83.10	1:21.42	8 86.31
6	3	SRB	Nick LEDGER	Crossle 7S	11	15:30.99	1:04.94	83.03	1:22.66	6 85.01
7	34	SRC	Roger DONNAN	Hawk Stratos	11	15:32.26	1:06.21	82.92	1:22.43	4 85.25
8	27	SRB	Graham PADDICK	Kougar Jaguar	11	15:38.73	1:12.68	82.34	1:22.85	8 84.82
9	11	SRB	Ken CULVERWELL	Mamba C23R	11	15:39.19	1:13.14	82.30	1:23.09	10 84.57
10	72	SRC	Russell PATTERSON	Morgan Roadster	11	15:39.95	1:13.90	82.24	1:23.46	8 84.20
11	74	SRC	Ray HIGGS	Morgan Roadster	11	15:47.89	1:21.84	81.55	1:23.66	6 84.00
12	8	SRC	John DENCH	Porsche 911RS	10	14:28.27	1 Lap	80.93	1:23.85	9 83.81
13	14	SRB	David HUGHES	Crossle 9S	10	14:31.77	1 Lap	80.61	1:23.70	7 83.96
14	59	SRC	Richard ABELS	Jaguar E Type	10	14:37.81	1 Lap	80.05	1:25.13	8 82.55
15	20	SRD	Adam WILKINSON	Westfield 11	10	15:09.44	1 Lap	77.27	1:25.21	7 82.47
16	76	SRC	Andrew THOMPSON	Morgan Roadster	10	15:18.09	1 Lap	76.54	1:28.67	9 79.25
17	41	SRC	Tim BURNETT	RMS D Type	10	15:19.66	1 Lap	76.41	1:28.55	9 79.36
18	17	SRC	David STAFFORD	Ginetta G12	10	15:30.05	1 Lap	75.56	1:30.05	9 78.04
19	71	SRB	Andrew TODD	Crossle 9S	10	15:43.50	1 Lap	74.48	1:31.27	5 76.99
20	25	SRB	Graham TURNER	GTA Porsche 917	10	15:53.53	1 Lap	73.70	1:32.02	3 76.37
21	54	SRD	Michael SHOBRIDGE	Lotus Elan Mk4	9	14:55.83	2 Laps	70.60	1:33.27	8 75.34
<u>Not-Classified</u>										
35	SRA	John DICKSON	RAM Cobra	10	14:02.17	DNF	83.44	1:21.98	2	85.72
48	SRC	Phil FROUD	Ford GTD 40	4	6:55.94	DNF	67.58	1:32.96	3	75.59
66	SRA	Andy LAMBERT	RAM SC Cobra	1	1:37.55	DNF	72.04		0	0.00
<u>Non-Starters</u>										
99	SRA	Cheng LIM	RAM SC Cobra							
<u>Fastest Lap</u>										
57	SRA	Nick TAYLOR	Cobra GTD 427					1:16.76	4	91.55
45	SRB	Nigel EDWARDS	Crossle 9S					1:19.10	3	88.84
34	SRC	Roger DONNAN	Hawk Stratos					1:22.43	4	85.25
20	SRD	Adam WILKINSON	Westfield 11					1:25.21	7	82.47

Weather / Track:

Start Time : 15:06

Snetterton

15 Apr 06 15:21

Clerk of Course:

*[Signature]* 15.26

Time Issued:

Chief Timekeeper:

*[Signature]*

THESE RESULTS REMAIN PROVISIONAL FOR A MINIMUM OF 30 MINUTES FROM THE TIME OF ISSUE

Results produced on HS Sports Timing and Results Systems



## 750 Motor Club Roadsports & 7s

### Provisional Results - Race 16

PI	No	CI	Name	Car	Laps	Time	Behind	MPH	Best Lap on	MPH
1	1	RSA	Mai DAVISON	Noble M12 GT 3R	23	29:40.05		90.80	1:15.47	12 93.11
2	71	7A	Kevin WILLIAMS	Caterham R400	23	30:04.58	24.53	89.56	1:16.62	12 91.71
3	22	7A	Carl WOODWISS	Caterham 7	23	30:06.75	26.70	89.46	1:17.23	23 90.99
4	72	7A	Neil HINSON	Caterham R400	23	30:07.84	27.79	89.40	1:16.88	11 91.40
5	55	7A	Stuart SMITH	Caterham R400	23	30:24.37	44.32	88.59	1:17.52	9 90.65
6	37	7A	Ian BROWN	Caterham 7	23	30:38.05	58.00	87.93	1:18.40	13 89.63
7	57	7A	Alastair CHALMERS	Caterham R400	23	30:48.27	1:08.22	87.45	1:18.86	17 89.11
8	4	RSA	Doug ELLWOOD	TVR Tuscan	23	30:50.45	1:10.40	87.34	1:18.17	16 89.90
9	47	7A	Stuart DIXON	Caterham R400	23	30:56.79	1:16.74	87.05	1:18.59	20 89.42
10	38	7A	Paul CRANKSHAW	Caterham R400	22	30:17.67	1 Lap	85.05	1:20.37	21 87.44
11	97	7A	Peter FRENCH	Caterham R400	22	30:17.93	1 Lap	85.04	1:19.80	20 88.06
12	3	RSB	Alec LIVELSLEY	Ginetta G20	22	30:30.06	1 Lap	84.48	1:21.49	11 86.23
13	27	RSB	Jack TOWLER	Tomikara	22	30:40.81	1 Lap	83.98	1:22.15	6 85.54
14	65	RSA	Andy GREEN	Morgan Plus 8	21	29:50.17	2 Laps	82.43	1:21.46	19 86.27
15	77	RSB	Robbie WATTS	Renault Spider	21	30:06.26	2 Laps	81.70	1:21.13	15 86.62
16	52	RSA	Clive BAILEY	Porsche 911	21	30:12.19	2 Laps	81.43	1:23.61	18 84.05
17	50	RSB	Peter SMITH	Ginetta G20	21	30:40.37	2 Laps	80.19	1:24.37	13 83.29

#### Not-Classified

2	RSB	David DAWSON	Evante Mk1	20	28:47.91	DNF	81.34	1:23.09	19 84.57
62	7A	Matt SHIRES	Caterham Superlight	15	20:10.83	DNF	87.05	1:17.25	6 90.97
31	7A	Keith DUNN	Caterham Superlight	14	19:18.47	DNF	84.92	1:16.99	4 91.27
28	RSA	Paul DOBSON	Mazda RX7	13	18:14.62	DNF	83.46	1:21.89	8 85.81
99	7A	Peter RATCLIFF	Caterham R400	12	15:41.66	DNF	89.55	1:16.52	10 91.83
60	RSA	Alastair KIRKHAM	Porsche 924 Turbo	6	13:46.47	DNF	51.02	1:30.98	4 77.24
21	RSA	Steve JAY	Porsche 944 Turbo	0		Starter	0		
48	RSC	Pete RICHARDS	Cian Crusader	0		Starter	0		

#### Non-Starters

13	RSA	Chris VAREY	Porsche 968CS Turbo
----	-----	-------------	---------------------

#### Fastest Lap

1	RSA	Mai DAVISON	Noble M12 GT 3R	1:15.47	12 93.11
99	7A	Peter RATCLIFF	Caterham R400	1:16.52	10 91.83
77	RSB	Robbie WATTS	Renault Spider	1:21.13	15 86.62

Weather / Track: Cloudy / Dry

Start Time : 15:29

Snetterton

15 Apr 06 16:00

Clerk of Course:

*[Signature]* 16.06

Time Issued:

Chief Timekeeper:

*[Signature]*

THESE RESULTS REMAIN PROVISIONAL FOR A MINIMUM OF 30 MINUTES FROM THE TIME OF ISSUE



## Which Kit? Kit Cars

### Provisional Results - Race 17

Pl	No	Cl	Name	Car	Laps	Time	Behind	MPH	Best Lap on	MPH
1	75	KCA	Matthew LEWIS	Razer	11	14:58.18		86.06	1:20.11	7 87.72
2	27	KCB	Steve OWEN	Sylva Clubman	11	15:13.89	15.71	84.58	1:21.78	6 85.93
3	12	KCB	Steve TAYLOR	Stuart Taylor Phasar	11	15:14.20	16.02	84.55	1:21.29	7 86.45
4	10	KCB	Jonathan WESTON-TAYLOR	Fisher Fury	11	15:14.48	16.30	84.53	1:21.51	7 86.21
5	24	KCB	Clive HUDSON	Sylva Phoenix	11	15:15.67	17.49	84.42	1:21.32	7 86.41
6	4	KCA	Gary GOODYEAR	Raw Striker	11	15:17.94	19.76	84.21	1:21.26	6 86.48
7	23	KCB	Paul HARVEY	Stuart Taylor Phoenix	11	15:39.66	41.48	82.26	1:23.57	6 84.09
8	19	KCA	Brian DEAN	Sylva Phoenix	11	15:39.93	41.75	82.24	1:23.45	11 84.21
9	18	KCB	Nigel BROWN	Sylva Phoenix	11	15:42.22	44.04	82.04	1:24.40	7 83.26
10	38	KCB	Tony SOUTHGATE	Sylva Phoenix	11	16:42.33	44.15	82.03	1:23.51	7 84.15
11	28	KCB	Jonathan BARNETT	Sylva Striker	11	16:43.19	45.01	81.96	1:23.78	11 83.88
12	15	KCB	Andrew OWEN	Sylva Phoenix	11	16:45.84	47.66	81.73	1:21.91	8 85.79
13	13	KCA	Paul BOYD	Sylva Striker	11	15:50.64	52.46	81.31	1:22.94	10 84.73
14	86	KCB	Stephen BELL	Sylva Striker	11	15:53.06	54.88	81.11	1:23.68	9 83.98
15	51	KCB	Brian SMITH	Sylva Striker	11	15:54.80	56.62	80.96	1:24.70	9 82.97
16	41	KCB	Darren SANSUM	Sylva Striker	11	16:04.70	1:06.52	80.13	1:24.82	9 82.85
17	36	KCA	Ian KEMPSON	MK Indy	11	16:04.90	1:06.72	80.11	1:25.51	7 82.18
18	9	KCB	Anton LANDON	Westfield SE	11	16:06.13	1:07.95	80.01	1:24.97	9 82.70
19	17	KCA	Bruce BROWN	Luego Velocity	11	16:09.96	1:11.78	79.69	1:24.96	9 82.71
20	49	KCA	Tony GAUNT	Stuart Taylor Phoenix	10	15:09.50	1 Lap	77.26	1:28.02	2 79.84
21	37	KCA	Malcolm HOPE	Shawspeed	10	16:11.86	1 Lap	72.31	1:31.72	5 76.62
22	31	KCA	Natalie HARDY	Shawdpeed SK1.6s	9	16:26.86	2 Laps	64.09	1:45.58	9 66.56

#### Not-Classified

39	KCB	Chris SCOPES	Procomp LA Gold	7	10:02.07	DNF	81.70	1:23.53	6 84.13
21	KCB	Adrian COOPER	Sylva Mojo 2	7	10:16.67	DNF	79.77	1:25.34	6 82.34
32	KCB	Paul COOPER	Sylva Striker	7	10:55.53	DNF	75.04	1:26.28	3 81.45
26	KCA	Dylan POPOVIC	Marlin 5exi	7	11:46.00	DNF	69.67	1:31.81	6 76.54
60	KCA	Charles STERLING	Dax Rush	2	2:54.49	DNF	80.55	1:22.71	2 84.96

#### Non-Starters

11	KCB	Mark CONROY	Raw Striker
35	KCA	Joe OXLEY	Marlin 5exi
53	KCB	Andy HILEY	Taydec Mk2
62	KCA	Nic SCOTT	Sylva Striker Mk2
90	KCB	Simon CHILDS	Sylva Phoenix

#### Fastest Lap

75	KCA	Matthew LEWIS	Razer				1:20.11	7 87.72
12	KCB	Steve TAYLOR	Stuart Taylor Phasar				1:21.29	7 86.45

Weather / Track: Cloudy / Dry

Start Time : 16:11

Snetterton

15 Apr 06 16:26

Clerk of Course:  16:31	Time Issued:	Chief Timekeeper: 
--	--------------	---

THESE RESULTS REMAIN PROVISIONAL FOR A MINIMUM OF 30 MINUTES FROM THE TIME OF ISSUE





## Sports Racing & GT Challenge

### Provisional Results - Race 18

Pl	No	CI	Name	Car	Laps	Time	Behind	MPH	Best Lap on	MPH
1	57	SRA	Nick TAYLOR	Cobra GTD 427	6	7:49.18		89.87	1:16.28	2 92.12
2	0	SRA	Mark JORDAN	RAM Cobra	6	8:03.19	14.01	87.26	1:19.32	5 88.59
3	35	SRA	John DICKSON	RAM Cobra	6	8:30.48	41.30	82.60	1:21.57	5 86.15
4	69	SRA	Phil HOLLINS	Morgan +8	6	8:33.66	44.48	82.08	1:22.86	5 84.81
5	34	SRC	Roger DONNAN	Hawk Stratos	6	8:35.16	45.98	81.84	1:22.91	5 84.76
6	72	SRC	Russell PATTERSON	Morgan Roadster	6	8:35.99	46.81	81.71	1:23.22	5 84.44
7	8	SRC	John DENCH	Porsche 911RS	6	8:38.40	49.22	81.33	1:23.70	5 83.96
8	3	SRB	Nick LEDGER	Crossle 7S	6	8:38.52	49.34	81.31	1:22.92	5 84.75
9	27	SRB	Graham PADDICK	Kougar Jaguar	6	8:41.58	52.40	80.84	1:24.21	5 83.45
10	11	SRB	Ken CULVERWELL	Mamba C23R	6	8:44.81	55.63	80.34	1:24.11	3 83.55
11	66	SRA	Andy LAMBERT	RAM SC Cobra	6	8:59.44	1:10.26	78.16	1:26.24	5 81.48
12	59	SRC	Richard ABELS	Jaguar E Type	6	9:00.87	1:11.69	77.95	1:27.75	6 80.08
13	74	SRC	Ray HIGGS	Morgan Roadster	6	9:01.45	1:12.27	77.87	1:26.85	4 80.91
14	14	SRB	David HUGHES	Crossle 9S	6	9:01.51	1:12.33	77.86	1:25.89	4 81.82
15	71	SRB	Andrew TODD	Crossle 9S	6	9:11.46	1:22.28	76.46	1:28.42	5 79.48
16	20	SRD	Adam WILKINSON	Westfield 11	6	9:12.76	1:23.58	76.28	1:27.81	4 80.03
17	17	SRC	David STAFFORD	Ginetta G12	6	9:14.85	1:25.67	75.99	1:30.02	0 78.06
18	76	SRC	Andrew THOMPSON	Morgan Roadster	6	9:15.50	1:26.32	75.90	1:30.01	0 78.07
19	41	SRC	Tim BURNETT	RMS D Type	6	9:21.66	1:32.48	75.07	1:29.37	5 78.63
20	25	SRB	Graham TURNER	GTA Porsche 917	5	7:54.29	1 Lap	74.08	1:31.99	3 76.39
21	54	SRD	Michael SHOOBRIDGE	Lotus Elan Mk4	5	7:55.71	1 Lap	73.86	1:32.20	4 76.22

#### Not-Classified

99	SRA	Cheng LIM	RAM SC Cobra	6	8:00.98	DNF	87.66	1:18.55	3 89.46
1	SRB	Mike WALKER	Crossle 9S	6	8:22.18	DNF	83.96	1:20.99	3 86.77
45	SRB	Nigel EDWARDS	Crossle 9S	2	3:55.44	DNF	59.69	2:27.79	2 47.55

#### Non-Starters

48	SRC	Phil FROUD	Ford GTD 40
----	-----	------------	-------------

#### Fastest Lap

57	SRA	Nick TAYLOR	Cobra GTD 427	1:16.28	2 92.12
1	SRB	Mike WALKER	Crossle 9S	1:20.99	3 86.77
34	SRC	Roger DONNAN	Hawk Stratos	1:22.91	5 84.76
20	SRD	Adam WILKINSON	Westfield 11	1:27.81	4 80.03

Red flag @ 10min 19s. Result on 6 laps. No 1 & 99 not runnin at time of red flag.

Weather / Track: Cloudy / Dry

Start Time : 16:38

Snetterton

15 Apr 06 16:55

Clerk of Course:  16.42	Time Issued:	Chief Timekeeper: 
---	--------------	--

THESE RESULTS REMAIN PROVISIONAL FOR A MINIMUM OF 30 MINUTES FROM THE TIME OF ISSUE

Results produced on HS Sports Timing and Results Systems