



## Brands Hatch - 19th & 20th May 2007



MotorSportVision



Brands Hatch

Official Programme - £2.50



This meeting is held under the General Regulations of the MSA (incorporating the provisions of the International Sporting Code of the FIA) and the Supplementary Regulations, Final Instructions and any written instructions which the Organisers issue for the race meeting. MSA Permit: 39732

### RACE MEETING OFFICIALS

MSA STWARD  
G.Masters

CLERK OF COURSE  
J.Floyd V.Ayres  
R.Clements J.Smith

CLERK OF THE MEETING  
A.Cox TBA

TIME KEEPERS  
T.Stevens (Chief)  
A.Stevens S.Driver

SCRIBERS  
S.Ford (Chief)  
D.F.D.Smith H.Fisher  
D.Meekins A.Johnson  
G.Deacon H.Downes

CLERK M.D.  
C.Efthymiou

CHIEF MARSHAL  
P.Harding

RACE RESCUE UNIT  
750 Motor Club  
MSV

DOCUMENTATOR  
M.Pye

SECRETARY  
OF THE MEETING  
Robin Knight

MARSHALS  
750 Motor Club  
BMCC & friends

TELEVISION UNIT  
D & G Cars

### APPROXIMATE TIMETABLE

#### Saturday 19<sup>th</sup>

1	Stock Hatch Championship session A	9.00
2	Stock Hatch Championship session B	9.30
3	Formula 4 Championship	10.00
4	SAXMAX Championship untimed	10.25
5	Bike-Sports Series & 7 Challenge	10.50
6	Kit Car Championship	11.20
7	Hot Hatch Championship/Allcomers	11.45
8	SAXMAX Championship	12.10

#### Races

1	Stock Hatch Championship Heat	1.30
2	Formula 4 Championship	2.00
3	Bike-Sports Series & 7 Challenge	2.35
4	SAXMAX Championship	3.20
5	Stock Hatch Championship Final	3.50
6	Kit Car Championship	4.20
7	Hot Hatch Championship/Allcomers race	4.50
8	Formula 4 Championship	5.20

#### Sunday 20<sup>th</sup>

1	Locost Championship session A	10.00
2	Locost Championship session B	10.25
3	SR & GT Challenge	10.50
4	750 Formula Championship	11.15
5	SAXMAX Championship	11.40
6	RGB Championship	12.05

#### Races

9	Bike-Sports Series	12.30
10	Locost Championship Heat	1.55
11	SR & GT Challenge	2.20
12	750 Formula Championship	2.50
13	SAXMAX Championship	3.15
14	RGB Championship	3.45
15	Locost Championship Final	4.20
16	SR & GT Challenge	4.45

The organisers reserve the right, with the permission of the Stewards of the Meeting and/or the Clerk of Course, to change the order in which events are run and to postpone, cancel or abandon the meeting or any part thereof.

## Races 1 & 5

13 mins + 1 lap

## Demon Tweaks/Yokohama Stock Hatch Championship

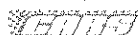
The Stock Hatch Championship, is in its 10<sup>th</sup> year & continues to be the most popular championship in the UK.

Modifications are strictly limited to basic rebore and blueprinting along with the use of standard gearbox; ignition systems are 'free'; suspension mods are limited to lowering and uprating of springs and dampers; brakes remain standard with free pad materials; a 'control' Yokohama A539 tyre and a weight penalty for leading cars ensures close racing at very affordable cost.

No	Cls	Driver	Car details	ccs	Hometown
3		Simon Hunt	Peugeot 106 XSI	1600	Derby
4		Pete Morgan	Citroen Saxo VTR	1600	Wrexham
5	B	Simon Howard	Fiesta XR2	1598	Norwich
13		James Marshall	Citroen Saxo VTR	1600	Warwick
20		Terry Roughton	Citroen Saxo	1600	Wisbech
24		Ryan Bensley	Citroen Saxo VTR	1600	King's Lynn
25	B	Richard Dixon	Ford Fiesta XR2	1600	Norwich
30	B	Matt Dennis	Ford Fiesta XR2	1600	Godstone
40	B	Adam Cast	Fiesta XR2	1600	Benfleet
42	B	Lee Scott	Ford Fiesta XR2i	1600	Homchurch
45	B	Bob Fossey	Fiesta XR2	1600	Great Yarmouth
55	B	Derek Rozier	Fiesta XR2i	1600	Bexley
58	B	Jason Nind	Fiesta XR2i	1597	Sittingbourne
59		Geoff Bluff	Citroen Saxo	1600	Sheffield
62	B	Richard Gibson	Fiesta XR2	1600	Hockley
63	B	Geoff Pennington	Suzuki Swift	1600	Nottingham
67	B	Tom Molyneux	Fiesta XR2i	1600	Woodford Green
74		Chris Cody	Citroen Saxo	1600	London
78	B	Paul Connell	Peugeot 205 GTi	1600	Market Drayton
82		Matthew Foley	Citroen Saxo VTR	1600	Merthyr Tydfil
83	B	Alan Hassell	Fiesta XR2i	1600	Eastbourne
88	B	Neil Walsh	Fiesta XR2	1600	Stevenage
90	B	Matt Bloxham	Peugeot 205 GTi	1580	Upminster
94	B	Kev Hutton	Peugeot 106 XSI	1400	Woodhail Spa
101		Robert Boon	Peugeot 106 XSI	1600	Wisbech
103	B	Stuart Herriott	Fiesta XR2	1600	Bletchley
107	B	Darren Barden	Peugeot 205 GTi	1600	Tunbridge Wells
109		Amy Barker	Citroen Saxo	1600	Bath
115	B	Bob Tilling	Ford Fiesta XR2	1600	Upper Bucklebury
122	B	Oliver Davies	Nova GSi	1600	Orpington

The above drivers are in the 1<sup>st</sup> Stock Hatch practice session – those on the next page are in the 2<sup>nd</sup> session. From the combined times of the two sessions the slowest 32 go into Race 1, the remainder into Race 5 which will be topped up to 32 by the top finishers in Race 1.

demon tweaks



# Races 1 & 5

13 mins + 1 lap

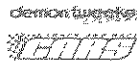
## Demon Tweeks/Yokohama Stock Hatch Championship

The Stock Hatch Championship, is in its 10<sup>th</sup> year & continues to be the most popular championship in the UK. Modifications are strictly limited to basic rebore and blueprinting along with the use of standard gearbox; ignition systems are 'free'; suspension mods are limited to lowering and uprating of springs and dampers; brakes remain standard with free pad materials; a 'control' Yokohama A539 tyre and a weight penalty for leading cars ensures close racing at very affordable cost.

No	Cls	Driver	Car details	ccs	Hometown
1		Maurice Hayden	Citroen Saxo VTR	1600	Wisbech
7		Jeff Humphries	Peugeot 106 Rallye	1600	Farnham
8		Alex Dew	Citroen Saxo	1600	Bampton
9	B	Matt Rozier	Peugeot 205 GTI	1580	Dartford
15		Darren Wilson	Peugeot 106 XSi	1600	Lincoln
16		Liam McMillan	Citroen Saxo	1600	Wisbech
19		Matt Wilkins	Peugeot 106 XSi	1600	Reading
21		Carl Swan	Citroen Saxo VTR	1600	Rugby
22	B	Paul Bishop	Ford Fiesta XR2	1600	Huddersfield
26		Alan Eason	Citroen Saxo	1600	Northampton
27	B	Craig Emmerson	Vauxhall Nova GTE	1600	Loughborough
29	B	Stewart Nind	Ford Fiesta XR2	1600	Sittingbourne
32		Nigel Hunt	Peugeot 106 XSi	1600	Derby
36	B	Andy Barnett	Peugeot 205 GTI	1600	Reading
37	B	Keith Morgan	Suzuki Swift GTI	1300	Lincoln
38	B	Darren Gay	Fiesta XR2	1600	Northampton
41		Martin Ward	Citroen Saxo VTR	1600	Norwich
50	B	Andy Muggeridge	Peugeot 205 GTI	1600	Reading
60	B	Tim Mizen	Fiesta XR2i	1600	Eastbourne
61	B	Michael Cox	Fiesta XR2	1600	Whyteleafe
70		Pat Grove	Peugeot 106 Rallye	1600	Tewkesbury
76		Ashley Collins	Peugeot 205 Gti	1400	Worcester
77	B	Andy Philpotts	Ford Fiesta XR2i	1600	Basildon
79	B	Bill Pariera	Ford Fiesta XR2	1600	Knighton
81	B	Iain Clark	Ford Fiesta XR2	1600	Chertsey
84		William Hornsey	Peugeot 106 Rallye	1600	Didcot
92	B	Bill Brown	Fiesta XR2	1600	Crediton
106	B	Kieran Forinton	Peugeot 205 GTI	1600	Bedford
118	B	Dan Kitchener	Fiesta XR2	1600	Wickford

The above drivers are in the 2<sup>nd</sup> Stock Hatch practice session.

Lap record  
Peter Felix 0:59.80 73.82 12/04/2003



# Races 2 & 8

# 18 mins + 1 lap

## 750 Motor Club Formula 4 Championship

Single seaters running in 5 classes.  
 Class A: Cars built after 1/1/95.  
 Class B: 1/1/90 – 31/12/04.  
 Class C: 1/1/83 – 31/12/89.  
 Class D: pre 1.1.83.  
 Class E: Pre '01 Ford Zetec.  
 Engines: Ford CVH, Ford 1800 Zetec in both FF Zetec and modified form, motorcycle engines, Pinto & VW Polo.  
 All classes are limited to 4-speed (or standard box in the bike-engined cars) plus mandatory reverse; these are racing gearboxes with freedom of choice of ratios. Avon control compound slicks; wets are free.


No	Cls	Driver	Car details	ccs	Hometown
6	A	Malcolm Scott	Van Diemen RF00	1800	Upminster
9	B	Chris Kite	Dallara 493	1800	Bracknell
11	A	Barry Pritchard	Van Diemen RF01	1800	Attleborough
16	A	Simon Emmerson	Van Diemen RF95/96	2000	Hook
21	C	Clive Yorath	Reynard SF84	1000	Cheltenham
22	A	Michael Webber	Magnum F4A	1800	Gosport
23	A	Jonathan Weston-Taylor	Mygale US 2000	1800	Chesterfield
28	A	David Longstaff	Speads RM06	1000	Gainsborough
29	E	Chris Timms	Van Diemen 96	1800	Tamworth
34	E	Jennifer Scott	Van Diemen RF99	1800	Barking
38	E	Gavin Halls	Swift 96FF	1800	Haverhill
42	C	Richard Hypher	Van Diemen RF86	1600	Wantage
56	E	Bryn Tootell	Van Diemen RF	1800	Milnrow
76	A	Miguel Pinto-Coelho	RF99	1800	Chorley
77	A	Steve Savage	Van Diemen RG95	2000	Bury St. Edmunds
99	B	Charles Adrian	Van Diemen RF95	1800	Worcester

### Lap records

A	Barry Pritchard	0:48.61	90.81	27/06/2004
B	Chris Kite	0:48.72	90.61	11/06/2006
C	Richard Hypher	0:51.20	86.22	11/06/2006
D	Kevin Gillespie	0:51.076	86.42	28/04/2002
E	Ian del Pizzo	0:51.51	85.70	27/06/2004

### 750 Motor Club Formula 4 Championship 2007

	Pts	Cls	Driver		Pts	Cls	Driver
1st	84	B	Chris Kite	4th	70	A	Barry Pritchard
2nd	81	A	Steve Savage	5th	66	A	Jonathan Weston-Taylor
3rd	78	A	Malcolm Scott	6th	57	A	David Longstaff



# Races 3 & 9

# 28 & 18 mins + 1 lap

## 750 MC Bike-Sports Series & 7 Challenge

New in 2005 was the 750 Motor Club's Bike-Sports series, backed by Circuit Driver magazine. The series caters for sports-racing cars of any make, fitted with a production motorbike engine and gearbox. It is divided into classes based upon the engine size, but also includes separate classes for the Radical Clubsport, Sports 1000 and Global Lights cars.

No	Cls	Driver	Car details	ccs	Hometown
1	A	Jonathan Wright	Radical SR4	1300	Cambridge
2	7A	Ian Thompson	Caterham C400	2000	Esher
3	A	Nigel Place	Speads Sports Car	1300	Hatfield
4	7B	Cliff Murphy	Caterham	1600	London
8	B	Mark Falco	ADR Sport 3	1300	Billericay
10	B	Jack Middleton	Radical Prsport	1300	Bakewell
11	A	Paul Trayhurn	Radical Prosport	1300	Bourne
12	B	Graham Miller	Global GTi	1000	Stevenage
21	B	Kevin Goater	Kellforms Retoga	998	Beaconsfield
24	A	Paul Steele	Radical SR4	1300	Pontefract
29	D	Christian Ringer	Radical Clubsport	1100	Hartley
30	A	Simon Ford	Radical Prosport	1100	Pershore
32	B	Paul Le Maitre	ADR Sports 3	1300	Swindon
33	D	Marcos Burnett	Radical Clubsport	1100	London
37	7A	Ian Brown	Caterham 7	1800	Baldock
44	7B	Peter Davies	Caterham Supersprint	1700	Southport
46	A	Sheridan Bell	Radical Prosport	1300	Skegness
62	7A	Matt Shires	Caterham R400	1800	
69	7A	Kevin Williams	Caterham R400	1800	Newmarket
95	D	Richard Stables	Radical Clubsport	1100	York
97	7A	Peter French	Caterham R400	1800	Burnham-On-Crouch
130	A	Jon-Paul Ivey	Radical Prosport	1300	Wolverhampton

Cars from the 7 Challenge are joining Bike-Sports for Race 3.

### Lap records 7 Challenge

A	John Schneider/Keith Dunn	0:51.58	85.58	23/04/2005
B	Howard Kaye	0:54.22	81.41	27/06/2004
C	Terry Clark	0:55.883	78.99	28/04/2002



# Races 4 & 13

# 13 mins + 1 lap

## 750 MC **SAXMAX** Championship

Introduced in 2006, this is the 750 Motor Club's championship for Junior drivers, aged 14 – 17 years. The car chosen is the Citroen Saxo VTR with very strict limitations on tuning and very specific safety features in accordance with MSA and FIA standards. The cars run with a control Piper camshaft, a control ECU and all run on the Yokohama A539 tyre supplied by George Polley Motorsport.



No	Driver	Car details	ccs	Hometown
4	Andrew Tibbs	Citroen Saxo	1600	Spalding
5	Jake Farndon	Citroen Saxo	1600	Coventry
6	Cassey Watson	Citroen Saxo	1600	Evesham
7	Leyton Clarke	Citroen Saxo	1600	Bray
8	Tommy Davison	Citroen Saxo	1600	Burntwood
9	Sam Walmsley	Citroen Saxo	1600	Dewsbury
21	Josh Cook	Citroen Saxo	1600	Bath
22	Sam Schofield	Citroen Saxo	1600	Chelmsford
23	Jamie Brown	Citroen Saxo VTR	1600	Dereham
24	James Rooker-Edwards	Citroen Saxo VTR	1600	Tamworth
25	James Colburn	Citroen Saxo	1600	Worthing
26	Henry Pickering	Citroen Saxo	1600	Leicester
27	Aaron Williamson	Citroen Saxo VTR	1600	Spalding
29	Patrick Fletcher	Citroen Saxo VTR	1600	Reading
30	Josh Benson	Citroen Saxo	1600	Bradford
31	Matthew Weller	Citroen Saxo	1600	Royston
39	Joe Grinsell	Citroen Saxo	1600	Sutton Coldfield
44	Abbie Eaton	Citroen Saxo VTR	1600	Hull
45	David Ratcliff	Citroen Saxo	1600	Leatherhead
77	Declan Armstrong	Citroen Saxo	1600	Southampton
99	Chrissy Palmer	Citroen Saxo	1600	Chichester

Lap record

Liam McMillan                      1:00.94    72.44    13/08/2006

750 Motor Club SAXMAX Championship 2007					
	Pts	Driver		Pts	Driver
1st	46	Sam Schofield	4th	34	Cassey Watson
2nd	46	Aaron Williamson	5th	32	Andrew Tibbs
3rd	44	Leyton Clarke	6th	32	Jake Farndon



# Race 6

# 18 mins + 1 lap

## 750 Motor Club Kit Car Championship

The 750 Motor Club Kit Car Championship is for Genuine 'production' kit cars. Chassis and bodywork materials and the design concept may not be changed. Cars must be capable of passing an MoT test. Engines must be production-car based, with a maximum of 3500cc and a separate class (B) for 1800cc Ford Zetec engines. Multi-valve engines are included within limits & engine tuning is restricted. Gearbox and diff must be from a production car. The control tyre is the Yokohama AO32R/AO48R. Rim width is 6" or 7" depending upon class.



No	Cls	Driver	Car details	ccs	Hometown
1	B	Andy Hiley	Taydec Mk2	1800	Huddersfield
3	A	Gary Goodyear	Raw Striker	2300	Sheffield
8	B	Steve Taylor	Stuart Taylor Phasar	1800	Cambridge
11	B	Mark Conroy	Raw Striker	1800	Sheffield
13	A	Paul Boyd	Sylva Striker	1600	Sandy
20	B	Nigel Brown	Sylva Phoenix	1800	Great Barr
22	B	Stephen Lansley	Procomp La Gold 2006	1800	Gerrards Cross
23	B	Paul Harvey	Stuart Taylor Phoenix	1800	Bracknell
27	A	Dave Roberts	Sylva Striker	1700	Hull
28	A	Natalie Hardy	Quantum Extreme	1600	Warlingham
31	B	Jim Goodwin	Sylva Phoenix	1800	Lichfield
33	A	Stephen Ward	Raw Striker	1600	Kettering
41	B	Darren Sansum	Sylva Striker	1800	Northampton
60	A	Charles Sterling	Dax Rush	3640	Sandy
61	B	Anton Landon	Westfield SE	1800	Nantwich
62	A	Nic Scott	Sylva Striker Mk2	1698	Twickenham
75	A	Matthew Lewis	MNR Vortex	3500	Woking
82	B	Rob Johnston	Cyana MX500R	1800	Newcastle
86	B	Stephen Bell	Sylva Striker	1800	Selby
90	B	Simon Childs	Sylva Phoenix	1800	Northampton

### Lap records

A	Gary Goodyear	0:53.65	82.28	02/04/2006
B	Steve Taylor	0:53.78	82.08	03/05/2004

750 Motor Club Kit Car Championship 2007							
	Pts	Cls	Driver		Pts	Cls	Driver
1st	60	A	Charles Sterling	4th	43	B	Jim Goodwin
2nd	48	B	Andy Hiley	5th	40	A	Paul Boyd
3rd	48	B	Mark Conroy	6th	34	A	Gary Goodyear



# Race 7

13 mins + 1 lap

## Demon Tweeks/Yokohama Hot Hatch Championship

There are two classes which include:- up to 1400cc multi-valve, up to 1600cc two valve and 1601 – 2000cc. Engines must be the original (type) fitted to the car. Springs and dampers are free, including coil-overs, provided they utilise the original pick-up points. The original gearbox must be used; close-ratio gears are permitted. Final drive ratio is free. LSD or similar is permitted. All cars run on the Yokohama AO32R or AO48R; rim width is free provided they fit within the standard bodywork.

**demon tweeks**

No	Cls	Driver	Car details	ccs	Hometown
2		Ian Thompson	Caterham C400	2000	Esher
4		Derek Jones	Fisher Fury	919	Norwich
5		Tim Hoverd	Fisher Fury	919	Cambridge
6	A	Andy Robinson	Peugeot 206 GTi	2000	Cramlington
7		Peter French	Caterham R400	1980	Burnham-On-Crouch
8		Paul Rogers	Stuart Taylor Phoenix	919	Attleborough
9	A	Mike Webb	Ford Focus ST170	2000	Brighton
16		Mark Abbott	Radical Clubsport	1100	Leamington Spa
17		Bill Henderson	Radical Prospect	1300	Hexham
21		Peter Ratcliff	Caterham 7	1800	Leatherhead
23		Rob Middleton	Locost	1300	Normanton
24		Paul Steele	Radical SR4	1300	Pontefract
25	A	Julian Long	Peugeot 306 GTi	1998	Alton
31	B	Lewis Williams	Fiesta XR2	1600	Guildford
33		Alastair Boulton	Stuart Taylor Phoenix	900	Cheltenham
36		Colin Duce	Fisher Fury Fireblade	893	Maidstone
44		Peter Davies	Caterham 7	1700	Southport
45	B	Paul West	Peugeot 106 GTi	1600	Chalfont St. Giles
50	A	Ian Laughton	Escort RS2000	2000	Pevensey
61		Michael Cox	Fiesta XR2	1600	Whyteleafe
63	A	Brian Cox	Peugeot 206 GTi	2000	Hove
65	A	Ilsa Cox	Peugeot 206 GTi	2000	Hove
67	A	Dominic Jackson	Honda Civic	2000	Didcot
69		Kevin Williams	Caterham R400	1800	Newmarket
77		Andy Philpotts	Fiesta XR2	1600	Basildon
78		Richard Pearson	Locost	1300	Spilsby
88		Richard Wise	Raw Striker	900	Hemel Hempstead
95		Richard Stables	Radical	1100	York
97	B	Andy McLennan	Suzuki Swift GTi	1300	St. Albans
118		Jerry Kitchener	Fiesta XR2	1600	Wickford
188		Neil Walsh	Fiesta XR2	1600	Stevenage

This race has been opened-up to Allcomers from other races this weekend. Those with no class letter are Allcomers.

### Lap records

A	Ilsa Cox	0:54.97	80.30	01/04/2006
B	Mark Cunningham	0:55.27	79.87	24/04/2005



# Races 10 & 15

# 13 mins + 1 lap

## 750 Motor Club Locost Championship

The 750 Motor Club Locost Championship is for cars built to the same basic design and using a standard Ford 1300 cc crossflow engine, gearbox and many other standard components. All cars run with a 'control' camshaft from Kent Cams; modifications are limited to a rebore and basic 'blue-printing'. There is also a 'control' tyre, the Yokohama A539. There is free choice of spring rates and anti-roll bars; dampers must be steel-bodied and single-adjustable.

No	Driver	Car details	ccs	Hometown
1	Declan McDonnell	Locost	1300	Hertford
5	Adam White	Locost	1300	Huddersfield
8	Nick Lear	Locost	1300	Bristol
9	Alastair Garratt	Locost	1300	Nottingham
10	David Bartholomew	Locost	1300	Reading
11	Richard Jenkins	Locost	1300	Norwich
22	Rob Fitter	Locost	1300	Horsham
25	Karen Shepherd	Locost	1300	Tadley
31	Samir Abid	Locost	1300	Leamington Spa
40	Antony Childe-Freeman	Locost	1300	London
41	Brett Townsend	Locost	1300	Rugby
47	Robert Palin	Locost	1300	Nuneaton
51	Alastair Ecclesfield	Locost	1300	Scunthorpe
53	Mark Gogle	Locost	1300	Wolverhampton
54	David Morrow	Locost	1300	Hungerford
67	Ernie Gushlow	Locost	1300	Lee
74	Garry Brandon	Locost	1300	Hitchin
77	James Pinkerton	Locost	1300	Leamington Spa
78	Richard Pearson	Locost	1300	Spilsby
81	James Kmiecik	Locost	1300	Grantham
83	Paul Presgraves	Locost	1300	Peterborough

The above drivers are in the 1<sup>st</sup> Locost practice session – those on the next page are in the 2<sup>nd</sup> session. From the combined times of the two sessions the slowest 32 go into Race 10, the remainder into Race 15 which will be topped up to 32 by the top finishers in Race 10.



# Races 10 & 15

# 13 mins + 1 lap

## 750 Motor Club Locost Championship

The 750 Motor Club Locost Championship is for cars built to the same basic design and using a standard Ford 1300 cc crossflow engine, gearbox and many other standard components. All cars run with a 'control' camshaft from Kent Cams; modifications are limited to a rebore and basic 'blue-printing'. There is also a 'control' tyre, the Yokohama A539. There is free choice of spring rates and anti-roll bars; dampers must be steel-bodied and single-adjustable.



No	Driver	Car details	ccs	Hometown
6	Aaron Bailey	Locost	1300	Leamington Spa
13	Matt Cherrington	Locost	1300	Melksham
23	Rob Middleton	Locost	1300	Normanton
28	David Black	Locost	1300	Gt Barr
29	Kit Lawson	Locost	1300	Richmond
30	Lynfel Owen	Locost	1300	Stratford-Upon-Avon
32	Chris Sheerin	Locost	1300	Swindon
36	Mark Glover	Locost	1300	Derby
37	Robert Sibbons	Locost	1300	Market Rasen
39	Steve Evans	Locost	1300	Glenfield
42	Kelvin Foy	Locost	1300	Buckingham
43	Simon Wood	Locost	1300	Cambridge
48	David Hilton	Locost	1300	Andover
62	Suzanne Coomber	Locost	1300	Wickford
65	Sean Graham	Locost	1300	Gosport
69	Spencer Lyon	Locost	1300	Bicester
71	Victoria Pickles	Locost	1300	Louth
73	Mark White	Locost	1300	Bedford
95	Steve Kirby	Locost	1300	Berkeley

Lap record

Tim Gray

0:58.74

75.15

12/04/2003

750 Motor Club Locost Championship 2007					
	Pts	Driver		Pts	Driver
1st	110	Aaron Bailey	4th	62	Alastair Garratt
2nd	68	Simon Wood	5th	52	David Bartholomew
3rd	64	Richard Jenkins	6th	50	Spencer Lyon

# Races 11 & 16

# 13 mins + 1 lap

## Sports-Racing & GT Challenge

The SR & GT Challenge is open to replica and original (pre 31/12/75) two-seater sports and GT cars. Power to weight classes are, in kgs/hp:-  
A: 1.5 to 2.0.  
B: 2.0 to 3.25.  
C: 3.25 to 4.0.  
D: > 4.0.  
E: Cars which are running with wheels/tyres not complying with the dimensions or types specified for classes A to D. Engines may be modified in any way subject to a maximum rebore of + 0.060". Fuel injection or forced induction is not permitted, otherwise free.

No	Cls	Driver	Car details	ccs	Hometown
0	A	Mark Jordan	RAM Cobra	6600	Borehamwood
3	B	Nick Ledger	Crossle 9S	2000	Leighton Buzzard
11	B	Ken Culverwell	Mamba C23R	1997	Burntwood
21	C	Roberto Giordanelli	Lotus 26R	1594	Sunbury26
	A	Clinton Dorrell	Cobra GD 427	5700	Malvern
32	B	Andrew Webb	Crossle 95	2000	Solihull
35	A	John Dickson	RAM Cobra	7000	Diss
37	B	Mike Walker	Crossle	1998	Bristol
48	C	Phil Froud	Ford GTD40	5000	Rye
55	D	Matt Digby	Ginetta G27	1800	Uxbridge
58	C	Jeremy Knight	Jaguar D Type Replica	4200	Ashford
59	C	Richard Abels	Jaguar E Type	4235	Oakham
71	B	Andrew Todd	Crossle 9S	2000	
80	B	Garry Wilson	Crossle 95	2000	Southport
81	D	Tim Falce	Jaguar D Type	6235	
89	I	Richard Hobden	Jaguar D type Replica	4200	West Sussex
99	A	Cheng Lim	RAM SC Cobra	7000	Buckhurst Hill



# Race 12

# 13 mins + 1 lap

## 750 Motor Club 750 Formula Championship

750 Formula is for two-seater sports racing cars, introduced by the 750 MC in 1949, as its first racing formula. The regulations provide ample scope for the amateur to design and build his own car, and to develop his skills in chassis / suspension design and engine tuning within carefully controlled limits. There are two engine options, either the highly tuned Reliant 850cc or the unmodified Fiat 'FIRE' 1108cc, the latter introduced in 2003 due to the diminishing supply of spares for the Reliant engine. All cars run on a control Yokohama slick tyre.

No	Cls	Driver	Car details	ccs	Hometown
1		Peter Bove	Darvi P-88	1108	Essendon
2		Bob Simpson	SS/F	1108	West Drayton
3		Mick Harris	Darvi 877	1108	High Wycombe
4		Antony Raine	Centaur Mk16	1108	Verwood
5		Martin Kemp	Darvi Mk6	1108	Aldershot
6		Dave Robson	SDAR/83	1108	Ashbourne
7		Rod Hill	Mystic T4/21	1108	Ashby-De-La-Zouch
8		Ian Allen	Stage 8 Marrow	1108	Spalding
9	B	Bill Rutter	Darvi Mk5B	1108	Bedford
13	B	Andrew Lake	Phoenix	1108	Bedford
15		Chris Gough	CGR2	1108	Telford
23	B	Chris Isaacs	Snipe	850	Wickford
27	B	Sue Buxton	Darvi 5/97	1108	West Malling
28	B	Andrew Davey	Tristesse Mk6	1108	Bassett
33	B	Stuart Cleevely	Darvi Mik5	1108	Ferndown
34	B	David Heaver	TSR Ingham	1108	Longfield
37	B	Tony Brazier	BFS	1108	Herne Bay
44	B	David Bass	Time 3B	1108	St. Albans
49	B	Nigel Saunders	TSR Jennicar	850	Tunbridge Wells
55		Roger Rowe	Centaur Mk 20	1108	Kidderminster
76	B	John Paget	Time IV	1108	Dunmow
77	B	Dick Hartle	Tristesse Mk7	1108	Gravesend

### Premier Choice Healthcare

Insurance, Health, Life, Pension, Credit



The Premier Choice Group is a specialist Insurance Intermediary that specialises in all areas of Risk Management with regard to Employee Benefits using a range of over 40 Insurance providers and managing over £25 million of premium on behalf of clients. The scope of schemes comprises all types of Health Insurance products for everything from a self-employed person right up to a very large Company, based either in the UK or overseas, Income Protection schemes Life Cover and Occupational Health, and Absence Management initiatives.

Using the services of the Premier Choice Group means that you have access to enormous buying power and credibility with a wide range of Insurers including all of the well known names, and we can guarantee you a better premium than by going direct. Premier Choice Group is very pleased to be able to sponsor the 2007 750 Formula Championship. So for your total peace of mind and to be in Pole Position for accessing a winning range of Insurance related Risk Solutions, call 01327 353911.

**Premier Choice Healthcare Ltd**  
is Authorised & Regulated by the Financial Services Authority




# Race 14

# 18 mins + 1 lap

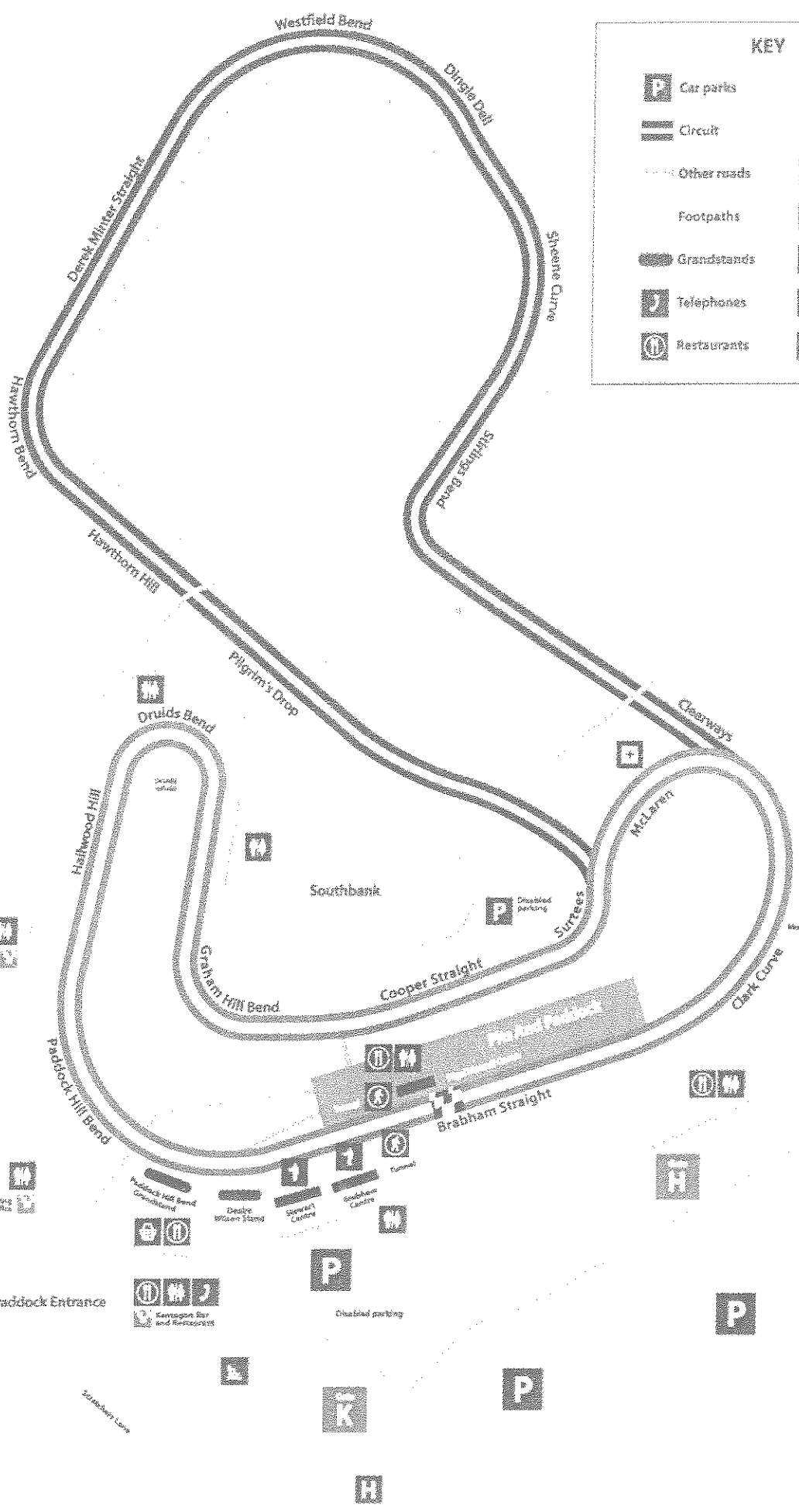
## MDS Battery RGB Championship

First introduced in 2001, this Championship is for two-seater cars which must be capable of passing an MOT. Cars may be constructed specifically for the series or may be one of the many motorcycle engined cars currently available. The engines must be series-production four-stroke units and may not be modified from standard; they run in three classes; standard Fireblade engined kit cars (class C), up to 145 bhp (class B), 146 to 180 bhp and all rear-engined cars (class A). Control tyre is the Yokohama AO48R.

No	Cls	Driver	Car details	ccs	Hometown
2	C	Tim Gray	Stuart Taylor Phoenix	919	Trowell
3	C	John Goodwin	STM Phoenix	919	Worksop
4	C	Derek Jones	Fisher Fury	919	Norwich
6	C	Mike Field	Fisher Fury	900	London
8	B	Paul Rogers	Stuart Taylor Phoenix	998	Attleborough
9	C	John Cutmore	Westfield Megablade	919	Bury St Edmunds
12	C	Mike Atkinson	Stuart Taylor Phasar	919	Hull
13	C	David Wale	Fisher Fury Fireblade	919	Amersham
14	A	Doug Carter	Genesis Evo	1200	Kendal
15	A	James Johnson	Fisher Fury	1299	Corsham
16	C	Matt Rowe	Fisher Fury	919	Winchester
21	C	Aaron Wright	Fisher Fury	919	Cambridge
27	C	Robert Grant	Raw Striker	919	Longfield
28	A	Julius Bates	Aeon Blaze	1300	London
31	C	Chris Ansett	Westfield Megablade	893	Tring
33	C	Alastair Boulton	Stuart Taylor Phoenix	900	Cheltenham
34	B	Colin Duce	Fisher Fury	998	Maidstone
35	A	James Walker	Westfield Megabisa	1300	Slough
39	C	Marc Nordon	MNR Vortex	919	Harrogate
41	B	Neil Constable-Berry	Fisher Fury	998	Norwich
44	C	Judi Derisley	Fisher Fury	919	Hayling Island
50	C	Tim Hoverd	Fisher Fury	919	Cambridge
52	A	Rob Baldwin	BDN S2	1200	Aldershot
59	C	Pete Rope	STM Phoenix	919	London
63	C	Colin Chapman	Fisher Fury	919	Pershore
68	B	Adrian Moore	Pell Genesis Evo	998	Peterborough
69	C	Jonathan Thackray	Fisher Fury	919	Chesterfield
75	A	Gordon Griffin	T5 Mission	1200	South Croydon
88	C	Richard Wise	Raw Striker 2007	900	Hemel Hempstead
99	A	Steve Robinson	Genesis RR06	1200	Cliff



# MDS



KEY			
	Car parks		Pedestrians
	Circuit		Hospitality suites
	Other roads		Toilets
	Footpaths		Helipad
	Grandstands		Medical Centre
	Telephones		Shopping
	Restaurants		Karting





## Demon Tweeks / Yokohama Stock Hatch Championship

### Provisional Results - Race 1 - Heat

Pl	No	Cl	Name	Car	Laps	Time	Behind	MPH	Best Lap on	MPH
1	60	SHB	Tim MIZEN	Ford Fiesta XR2i	2	2:14.18		65.80	1:02.56	2 70.56
2	57	SHB	Tony TAYLOR	Peugeot 205 GTi	2	2:14.32	0.14	65.73	1:03.18	2 69.87
3	78	SHB	Paul CONNELL	Peugeot 205 GTi	2	2:14.69	0.51	65.55	1:02.91	2 70.17
4	50	SHB	Andy MUGGERIDGE	Peugeot 205 GTi	2	2:15.16	0.98	65.32	1:02.96	2 70.11
5	63	SHB	Geoff PENNINGTON	Suzuki Swift	2	2:15.45	1.27	65.18	1:03.02	2 70.05
6	67	SHB	Tom MOLYNEUX	Ford Fiesta XR2i	2	2:16.33	2.15	64.76	1:02.22	2 70.95
7	29	SHB	Stewart NIND	Ford Fiesta XR2	2	2:16.38	2.20	64.74	1:02.71	2 70.39
8	38	SHB	Darren GAY	Ford Fiesta XR2	2	2:18.05	3.87	63.95	1:03.06	2 70.00
9	88	SHB	Neil WALSH	Ford Fiesta XR2	2	2:21.21	7.03	62.52	1:03.49	2 69.53
10	61	SHB	Michael COX	Ford Fiesta XR2	2	2:21.66	7.48	62.32	1:03.18	2 69.87
11	26	SH	Alan EASON	Citroen Saxo	2	2:22.85	8.67	61.80	1:03.02	2 70.05
12	25	SHB	Richard DIXON	Ford Fiesta XR2	2	2:23.94	9.76	61.34	1:04.38	2 68.57
13	76	SH	Ashley COLLINS	Peugeot 205 GTi	2	2:24.36	10.18	61.16	1:03.99	2 68.98
14	122	SHB	Oliver DAVIES	Vauxhall Nova GSi	2	2:24.75	10.57	60.99	1:03.37	2 69.66
15	94	SHB	Kev HUTTON	Peugeot 106 XSi	2	2:25.81	11.63	60.55	1:03.72	2 69.28
16	92	SHB	Bill BROWN	Ford Fiesta XR2	2	2:26.45	12.27	60.28	1:05.10	2 67.81
17	118	SHB	Dan KITCHENER	Ford Fiesta XR2	2	2:26.57	12.39	60.23	1:03.85	2 69.14
18	109	SH	Amy BARKER	Citroen Saxo	2	2:27.28	13.10	59.94	1:03.53	2 69.48
19	107	SHB	Darren BARDEN	Peugeot 205 GTi	2	2:28.29	14.11	59.54	1:04.94	2 67.98
20	106	SHB	Kieran FORINTON	Peugeot 205 GTi	2	2:29.26	15.08	59.15	1:06.32	2 66.56
21	59	SH	Geoff BLUFF	Citroen Saxo	2	2:29.43	15.25	59.08	1:05.71	2 67.18
22	115	SHB	Bob TILLING	Ford Fiesta XR2	2	2:31.94	17.76	58.11	1:06.84	2 66.04
23	45	SHB	Bob FOSSEY	Ford Fiesta XR2	2	2:33.68	19.50	57.45	1:06.68	2 66.20
24	103	SHB	Stuart HERRIOTT	Ford Fiesta XR2	2	2:37.02	22.84	56.23	1:09.02	2 63.96

#### Not-Classified

90	SHB	Matt BLOXHAM	Peugeot 205 GTi	2	2:24.38	NCF	61.15	1:03.55	2	69.46
----	-----	--------------	-----------------	---	---------	-----	-------	---------	---	-------

#### Non-Starters

30	SHB	Matt DENNIS	Ford Fiesta XR2
32	SH	Nigel HUNT	Peugeot 106 XSi
36	SHB	Andy BARNETT	Peugeot 205 GTi
37	SHB	Keith MORGAN	Suzuki Swift GTi
58	SHB	Jason NIND	Ford Fiesta XR2
62	SHB	Richard GIBSON	Ford Fiesta XR2
79	SHB	Bill PARIERA	Ford Fiesta XR2

#### Fastest Lap

67	SHB	Tom MOLYNEUX	Ford Fiesta XR2i	1:02.22	2	70.95
26	SH	Alan EASON	Citroen Saxo	1:03.02	2	70.05

Redflag @ 4m13s. Results declared. No 90 not classified - not running at time of red flag.

Weather / Track:

Start Time : 13:53

Brands Hatch

19 May 07 14:03

Clerk of Course :

Time Issued :

Chief Timekeeper : Terry Stevens

THESE RESULTS REMAIN PROVISIONAL FOR A MINIMUM OF 30 MINUTES FROM THE TIME OF ISSUE

Results produced on HS Sports Timing and Results Systems. Results online at [www.750MC.co.uk](http://www.750MC.co.uk)





## 750 Motor Club Formula 4 Championship

### Provisional Results - Race 2

Pl	No	Cl	Name	Car	Laps	Time	Behind	MPH	Best Lap on	MPH
1	77	F4A	Steve SAVAGE	Van Diemen RF99/06	23	19:04.41		88.72	48.47	16 91.07
2	29	F4A	Chris TIMMS	Mygale US2000	23	19:16.25	11.84	87.81	48.89	14 90.29
3	76	F4A	Miguel PINTO-COELHO	Van Diemen RF01/07	23	19:32.71	28.30	86.58	49.33	6 89.49
4	11	F4A	Barry PRITCHARD	Van Diemen RF01	23	19:37.87	33.46	86.20	49.09	14 89.92
5	71	F4A	Matthew WOOD	Van Diemen FR2000	23	19:42.08	37.67	85.89	50.16	14 88.00
6	99	F4B	Charles ADRIAN	Van Diemen RF95	23	19:44.56	40.15	85.71	50.15	19 88.02
7	23	F4A	Jonathan WESTON-TAYLOR	Mygale US2000	23	19:45.95	41.54	85.61	49.93	18 88.41
8	28	F4A	David LONGSTAFF	Speads RM06	22	19:09.20	1 Lap	84.51	50.95	13 86.64
9	42	F4C	Richard HYPHER	Van Diemen RF86	22	19:31.51	1 Lap	82.90	52.04	11 84.83
10	34	F4E	Jennifer SCOTT	Van Diemen RF99	22	19:31.97	1 Lap	82.86	52.25	19 84.48
11	21	F4C	Clive YORATH	Reynard SF84	22	19:43.48	1 Lap	82.06	51.92	19 85.02
12	16	F4A	Simon EMMERSON	Van Diemen RF95/96	21	19:10.41	2 Laps	80.58	53.14	17 83.07
13	22	F4A	Michael WEBBER	Magnum F4A	21	19:10.42	2 Laps	80.58	52.58	13 83.95
14	49	F4E	Ferris COWPER	Van Diemen RF98	20	19:29.53	3 Laps	75.49	53.93	16 81.85

#### Not-Classified

9	F4B	Chris KITE	Dallara 493	20	16:31.87	DNF	89.01	47.94	18 92.08
56	F4E	Bryn TOOTELL	Van Diemen RF	20	18:07.62	DNF	81.17	53.05	14 83.21
38	F4E	Gavin HALLS	Swift 96FF	8	6:55.93	DNF	84.91	50.67	8 87.12
6	F4A	Malcolm SCOTT	Van Diemen RF00	0		Starter	0.00		

#### Fastest Lap

9	F4B	Chris KITE	Dallara 493	47.94	18 92.08
77	F4A	Steve SAVAGE	Van Diemen RF99/06	48.47	16 91.07
38	F4E	Gavin HALLS	Swift 96FF	50.67	8 87.12
21	F4C	Clive YORATH	Reynard SF84	51.92	19 85.02

Weather / Track: Cloudy / Dry

Start Time : 14:11

Brands Hatch

19 May 07 14:35

Clerk of Course :

Time Issued :

Chief Timekeeper : Terry Stevens

THESE RESULTS REMAIN PROVISIONAL FOR A MINIMUM OF 30 MINUTES FROM THE TIME OF ISSUE

Results produced on HS Sports Timing and Results Systems. Results online at [www.750MC.co.uk](http://www.750MC.co.uk)



## 750MC Bike-Sports Series & 750MC 7 Challenge

### Provisional Results - Race 3

Pl	No	Cl	Name	Car	Laps	Time	Behind	MPH	Best Lap on	MPH
1	24	BSA	Paul STEELE	Radical SR4	32	26:38.39		88.38	48.44	15 91.13
2	3	BSA	Nigel PLACE	Speads Sports Car	32	26:39.15	0.76	88.33	48.57	11 90.89
3	11	BSA	Paul TRAYHURN	Radical Prosport	32	26:42.17	3.78	88.17	48.74	10 90.57
4	130	BSA	Jon-Paul IVEY	Radical Prosport	32	27:17.06	38.67	86.29	50.10	2 88.11
5	95	BSD	Richard STABLES	Radical Clubsport	32	27:21.03	42.64	86.08	49.30	30 89.54
6	30	BSA	Simon FORD	Radical Prosport	32	27:25.59	47.20	85.84	50.18	2 87.97
7	46	BSA	Sheridan BELL	Radical Prosport	31	26:48.41	1 Lap	85.08	50.15	29 88.02
8	17	BSB	Bill HENDERSEN	Radical Prosport	30	26:43.87	2 Laps	82.57	51.19	11 86.23
9	2	7A	Ian THOMPSON	Caterham C400	30	26:49.39	2 Laps	82.29	52.35	10 84.32
10	6	BSD	Mark ABBOTT	Radical Clubsport	30	26:51.93	2 Laps	82.16	52.45	28 84.16
11	69	7A	Kevin WILLIAMS	Caterham R400	30	27:08.22	2 Laps	81.33	52.49	3 84.10
12	37	7A	Ian BROWN	Caterham 7	29	26:41.53	3 Laps	79.93	53.54	2 82.45
13	29	BSD	Christian RINGER	Radical Clubsport	29	27:35.60	3 Laps	77.32	55.36	13 79.74
14	4	7B	Cliff MURPHY	Caterham 7	28	26:54.46	4 Laps	76.56	55.66	22 79.31
15	21	BSB	Kevin GOATER	Keliforms Retoga	28	27:00.80	4 Laps	76.26	55.68	18 79.28
16	32	BSB	Paul LE MAITRE	ADR Sports 3	28	27:10.68	4 Laps	75.80	55.46	23 79.59
17	97	7A	Peter FRENCH	Caterham R400	28	27:14.87	4 Laps	75.60	55.68	2 79.28
18	44	7B	Peter DAVIES	Caterham Supersprint	28	27:20.32	4 Laps	75.35	56.99	23 77.46
19	53	BSB	Verity BANKS	ADR 2	25	27:38.36	7 Laps	66.55	1:02.82	12 70.27

#### Not-Classified

28	BSD	Andrew HARWOOD	Radical Clubsport	25	22:49.70	DNF	80.57	52.46	9 84.15
62	7A	Matt SHIRES	Caterham R400	24	21:43.16	DNF	81.30	52.80	2 83.60
1	BSA	Jonathan WRIGHT	Radical SR4	23	19:04.17	DNF	88.74	48.58	11 90.87
12	BSB	Graham MILLER	Global GTi	21	19:00.96	DNF	81.25	52.97	17 83.34
33	BSD	Marcos BURNETT	Radical Clubsport	11	9:45.74	DNF	82.90	52.02	3 84.86
15	BSB	Glyn MORRIS	T5 Mission	5	4:42.15	DNF	78.23	53.17	2 83.02
25	BSA	Shaun MELLORS	Radical Clubsport	2	1:58.18	DNF	74.71	54.17	2 81.49
27	BSA	Jean PARKER	Global Light	2	2:02.76	DNF	71.92	55.78	2 79.14
10	BSB	Jack MIDDLETON	Radical Prosport	1	1:21.68	DNF	54.04	1:21.68	1 54.04

#### Non-Starters

8 BSB Mark FALCO ADR Mk3

#### Fastest Lap

24	BSA	Paul STEELE	Radical SR4	48.44	15 91.13
95	BSD	Richard STABLES	Radical Clubsport	49.30	30 89.54
17	BSB	Bill HENDERSEN	Radical Prosport	51.19	11 86.23
2	7A	Ian THOMPSON	Caterham C400	52.35	10 84.32
4	7B	Cliff MURPHY	Caterham 7	55.66	22 79.31

Weather / Track: Bright/Dry

Start Time : 14:57

Brands Hatch

19 May 07 15:27

Clerk of Course :  15.50	Time Issued :	Chief Timekeeper Terry Stevens 
--	---------------	---

THESE RESULTS REMAIN PROVISIONAL FOR A MINIMUM OF 30 MINUTES FROM THE TIME OF ISSUE

Results produced on HS Sports Timing and Results Systems. Results online at [www.750MC.co.uk](http://www.750MC.co.uk)



## 750 Motor Club SAXMAX Champonship

### Provisional Results - Race 4

Pl	No	Cl	Name	Car	Laps	Time	Behind	MPH	Best Lap	on	MPH
1	99	SAX	Chrissy PALMER	Citroen Saxo VTR	14	14:27.98		71.20	1:01.10	8	72.25
2	5	SAX	Jake FARNDON	Citroen Saxo VTR	14	14:31.39	3.41	70.92	1:01.08	4	72.27
3	4	SAX	Andrew TIBBS	Citroen Saxo VTR	14	14:45.25	17.27	69.81	1:02.07	3	71.12
4	24	SAX	James ROOKER-EDWARDS	Citroen Saxo VTR	14	14:45.64	17.66	69.78	1:01.94	2	71.27
5	66	SAX	Dominic PETTIT	Citroen Saxo VTR	14	14:48.64	20.66	69.55	1:01.86	14	71.36
6	25	SAX	James COLBURN	Citroen Saxo VTR	14	14:49.88	21.90	69.45	1:02.00	3	71.20
7	9	SAX	Sam WALMSLEY	Citroen Saxo VTR	14	14:51.42	23.44	69.33	1:01.97	3	71.23
8	26	SAX	Henry PICKERING	Citroen Saxo VTR	14	14:51.77	23.79	69.30	1:02.26	11	70.90
9	6	SAX	Cassey WATSON	Citroen Saxo VTR	14	14:52.74	24.76	69.23	1:02.22	4	70.95
10	8	SAX	Tommy DAVISON	Citroen Saxo VTR	14	14:57.29	29.31	68.87	1:01.50	14	71.78
11	34	SAX	Joe FERGUSON	Citroen Saxo VTR	14	14:58.12	30.14	68.81	1:01.36	3	71.94
12	44	SAX	Abbie EATON	Citroen Saxo VTR	14	15:05.61	37.63	68.24	1:02.69	11	70.42
13	77	SAX	Declan ARMSTRONG	Citroen Saxo VTR	14	15:08.68	40.70	68.01	1:02.70	4	70.40
14	30	SAX	Josh BENSON	Citroen Saxo VTR	14	15:20.60	52.62	67.13	1:03.56	14	69.45
15	39	SAX	Joe GRINSELL	Citroen Saxo VTR	13	14:29.74	1 Lap	65.98	1:03.29	4	69.75
16	23	SAX	Jamie BROWN	Citroen Saxo VTR	13	14:30.83	1 Lap	65.90	1:04.22	10	68.74
17	31	SAX	Matthew WELLER	Citroen Saxo VTR	12	15:07.35	2 Laps	58.38	1:10.29	12	62.80

#### Not-Classified

22	SAX	Sam SCHOFIELD	Citroen Saxo VTR	11	12:42.57	DNF	63.68	1:02.69	4	70.42
21	SAX	Josh COOK	Citroen Saxo VTR	11	13:18.49	DNF	60.81	1:02.61	7	70.51
27	SAX	Aaron WILLIAMSON	Citroen Saxo VTR	8	8:40.49	DNF	67.85	1:01.26	3	72.06
19	SAX	Matthew VENN	Citroen Saxo VTR	7	7:40.43	DNF	67.11	1:02.92	3	70.16
45	SAX	David RATCLIFF	Citroen Saxo VTR	4	4:34.79	DNF	64.26	1:04.15	3	68.81
18	SAX	Nina Jo ATKINSON	Citroen Saxo VTR	4	5:17.82	DNF	55.56	1:15.12	3	58.76

#### Non-Starters

29	SAX	Patrick FLETCHER	Citroen Saxo VTR
7	SAX	Leyton CLARKE	Citroen Saxo VTR

#### Fastest Lap

5	SAX	Jake FARNDON	Citroen Saxo VTR	1:01.08	4	72.27
---	-----	--------------	------------------	---------	---	-------

Weather / Track: Bright / Dry

Start Time : 15:39

Brands Hatch

19 May 07 15:56

Clerk of Course : 	Time Issued :	Chief Timekeeper : Terry Stevens 
--	---------------	---

THESE RESULTS REMAIN PROVISIONAL FOR A MINIMUM OF 30 MINUTES FROM THE TIME OF ISSUE

Results produced on HS Sports Timing and Results Systems. Results online at [www.750MC.co.uk](http://www.750MC.co.uk)



## Demon Tweeks / Yokohama Stock Hatch Championship

### Provisional Results - Race 5 - Final

Pl	No	Cl	Name	Car	Laps	Time	Behind	MPH	Best Lap	on	MPH
1	8	SH	Alex DEW	Citroen Saxo	14	14:11.12		72.61	1:00.04	2	73.52
2	24	SH	Ryan BENSLEY	Citroen Saxo VTR	14	14:14.43	3.31	72.33	1:00.00	3	73.57
3	1	SH	Maurice HAYDEN	Citroen Saxo VTR	14	14:17.44	6.32	72.08	1:00.23	4	73.29
4	3	SH	Simon HUNT	Peugeot 106 XSi	14	14:20.87	9.75	71.79	1:00.25	3	73.27
5	41	SH	Martin WARD	Citroen Saxo VTR	14	14:23.98	12.86	71.53	1:00.27	7	73.24
6	16	SH	Liam McMILLAN	Citroen Saxo VTR	14	14:24.36	13.24	71.50	1:00.32	7	73.18
7	21	SH	Carl SWAN	Citroen Saxo VTR	14	14:26.85	15.73	71.29	1:00.47	5	73.00
8	82	SH	Matthew FOLEY	Citroen Saxo VTR	14	14:28.13	17.01	71.19	1:00.74	3	72.68
9	13	SH	James MARSHALL	Citroen Saxo VTR	14	14:28.50	17.38	71.16	1:00.92	5	72.46
10	15	SH	Darren WILSON	Peugeot 106 XSi	14	14:30.49	19.37	71.00	1:00.53	12	72.93
11	84	SH	William HORNSEY	Peugeot 106 Rallye	14	14:32.79	21.67	70.81	1:00.99	9	72.38
12	5	SHB	Simon HOWARD	Ford Fiesta XR2	14	14:33.10	21.98	70.78	1:00.81	9	72.59
13	7	SH	Jeff HUMPHRIES	Peugeot 106 Rallye	14	14:35.07	23.95	70.62	1:01.17	3	72.16
14	19	SH	Matt WILKINS	Peugeot 106 XSi	14	14:35.39	24.27	70.60	1:00.94	3	72.44
15	4	SH	Pete MORGAN	Citroen Saxo VTR	14	14:37.58	26.46	70.42	1:00.78	8	72.63
16	14	SHB	JJ VANNIER	Ford Fiesta XR2	14	14:38.19	27.07	70.37	1:00.88	8	72.51
17	74	SH	Chris CODY	Citroen Saxo	14	14:38.51	27.39	70.35	1:00.97	8	72.40
18	22	SHB	Paul BISHOP	Ford Fiesta XR2	14	14:39.23	28.11	70.29	1:01.12	5	72.22
19	40	SHB	Adam CAST	Ford Fiesta XR2	14	14:40.14	29.02	70.22	1:00.74	8	72.68
20	20	SH	Terry ROUGHTON	Citroen Saxo	14	14:40.17	29.05	70.21	1:00.32	12	73.18
21	70	SH	Pat GROVE	Peugeot 106 Rallye	14	14:44.40	33.28	69.88	1:01.26	7	72.06
22	77	SHB	Andy PHILPOTTS	Ford Fiesta XR2i	14	14:45.19	34.07	69.82	1:01.38	11	71.92
23	78	SHB	Paul CONNELL	Peugeot 205 GTi	14	14:47.22	36.10	69.66	1:01.69	8	71.56
24	60	SHB	Tim MIZEN	Ford Fiesta XR2i	14	14:49.44	38.32	69.48	1:01.76	5	71.48
25	57	SHB	Tony TAYLOR	Peugeot 205 GTi	14	14:52.37	41.25	69.25	1:01.90	6	71.31
26	63	SHB	Geoff PENNINGTON	Suzuki Swift	14	14:52.46	41.34	69.25	1:01.44	11	71.85
27	55	SHB	Derek ROZIER	Ford Fiesta XR2i	14	14:53.00	41.88	69.21	1:01.82	11	71.41
28	50	SHB	Andy MUGGERIDGE	Peugeot 205 GTi	14	14:53.27	42.15	69.18	1:01.99	13	71.21
29	27	SHB	Craig EMMERSON	Vauxhall Nova GTE	14	14:53.84	42.72	69.14	1:01.94	12	71.27

#### Not-Classified

81	SHB	Iain CLARK	Ford Fiesta XR2	12	13:16.66	DNF	66.49	1:02.99	3	70.08
9	SHB	Matt ROZIER	Peugeot 205 GTi	2	2:18.76	DNF	63.63	1:07.47	2	65.43
42	SHB	Lee SCOTT	Ford Fiesta XR2i	0		Starter	0.00			

#### Fastest Lap

24	SH	Ryan BENSLEY	Citroen Saxo VTR					1:00.00	3	73.57
40	SHB	Adam CAST	Ford Fiesta XR2					1:00.74	8	72.68

Weather / Track: Bright / Dry

Start Time : 16:10

Brands Hatch

19 May 07 16:25

Clerk of Course :


*[Signature]* 16 40

Time Issued :

Chief Timekeeper: Terry Stevens

THESE RESULTS REMAIN PROVISIONAL FOR A MINIMUM OF 30 MINUTES FROM THE TIME OF ISSUE

Results produced on HS Sports Timing and Results Systems. Results online at [www.750MC.co.uk](http://www.750MC.co.uk)



## 750 Motor Club Kit Car Championship

### Provisional Results - Race 6

Pl	No	Cl	Name	Car	Laps	Time	Behind	MPH	Best Lap	on	MPH
1	1	KCB	Andy HILEY	Taydec Mk2	21	19:05.04		80.96	53.65	10	82.28
2	71	KCA	Mark ALEXANDER-WILLIAMS	Sylva Phoenix	21	19:07.34	2.30	80.80	53.41	8	82.65
3	60	KCA	Charles STERLING	Dax Rush	21	19:07.69	2.65	80.77	53.77	18	82.10
4	3	KCA	Gary GOODYEAR	Raw Striker	21	19:09.98	4.94	80.61	53.84	17	81.99
5	31	KCB	Jim GOODWIN	Sylva Phoenix	21	19:10.40	5.36	80.58	53.38	17	82.70
6	11	KCB	Mark CONROY	Raw Striker	21	19:11.62	6.58	80.50	54.05	12	81.67
7	13	KCA	Paul BOYD	Sylva Striker	21	19:15.27	10.23	80.24	54.23	7	81.40
8	82	KCB	Rob JOHNSTON	Cyana MX500R	21	19:30.87	25.83	79.17	54.82	19	80.52
9	86	KCB	Stephen BELL	Sylva Striker	21	19:42.21	37.17	78.41	55.30	7	79.82
10	33	KCA	Stephen WARD	Raw Striker	21	19:44.14	39.10	78.29	54.79	21	80.57
11	22	KCB	Stephen LANSLEY	Procomp La Gold 2006	21	19:47.85	42.81	78.04	55.50	19	79.54
12	23	KCB	Paul HARVEY	Stuart Taylor Phoenix	21	19:56.32	51.28	77.49	55.41	10	79.67
13	41	KCB	Darren SANSUM	Sylva Striker	21	19:56.79	51.75	77.46	55.69	14	79.27
14	20	KCB	Nigel BROWN	Sylva Phoenix	20	19:27.55	1 Lap	75.62	56.75	4	77.79
15	27	KCA	Dave ROBERTS	Sylva Striker	19	19:35.87	2 Laps	71.33	58.46	8	75.51
16	28	KCA	Natalie HARDY	Quantum Extreme	18	19:09.45	3 Laps	69.13	1:02.17	4	71.00
17	62	KCA	Nic SCOTT	Sylva Striker Mk2	17	19:07.25	4 Laps	65.41	55.22	7	79.94

#### Not-Classified

61	KCB	Anton LANDON	Westfield SE	19	18:29.67	DNF	75.58	56.73	17	77.81
8	KCB	Steve TAYLOR	Stuart Taylor Phoenix	8	7:28.28	DNF	78.78	53.70	7	82.20
75	KCA	Matthew LEWIS	MNR Vortex	6	8:05.68	DNF	54.53	57.55	4	76.70
90	KCB	Simon CHILDS	Sylva Phoenix	1	2:12.48	DNF	33.32	2:12.48	1	33.32

#### Fastest Lap

31	KCB	Jim GOODWIN	Sylva Phoenix	53.38	17	82.70
71	KCA	Mark ALEXANDER-WILLIAMS	Sylva Phoenix	53.41	8	82.65

Weather / Track: Bright / Dry

Start Time : 16:31

Brands Hatch

19 May 07 16:52

Clerk of Course :


*17:00*

Time issued :

Chief Timekeeper: Terry Stevens

THESE RESULTS REMAIN PROVISIONAL FOR A MINIMUM OF 30 MINUTES FROM THE TIME OF ISSUE

Results produced on HS Sports Timing and Results Systems. Results online at [www.750MC.co.uk](http://www.750MC.co.uk)



## Demon Tweeks / Yokohama Hot Hatch + Allcomers

### Provisional Results - Race 7

Pl	No	Cl	Name	Car	Laps	Time	Behind	MPH	Best Lap on	MPH
1	24	AC	Paul STEELE	Radical SR4	6	5:02.89		87.44	48.62	3 90.79
2	95	AC	Richard STABLES	Radical Clubsport	6	5:03.59	0.70	87.24	48.75	3 90.55
3	21	AC	Peter RATCLIFF	Caterham R400	6	5:20.80	17.91	82.56	51.89	3 85.07
4	2	AC	Ian THOMPSON	Caterham C400	6	5:20.84	17.95	82.55	51.22	4 86.18
5	17	AC	Bill HENDERSEN	Radical Prosport	6	5:21.11	18.22	82.48	51.26	6 86.12
6	16	AC	Mark ABBOTT	Radical Clubsport	6	5:22.94	20.05	82.01	52.12	3 84.70
7	36	AC	Colin DUCE	Fisher Fury	6	5:30.18	27.29	80.22	53.45	2 82.59
8	8	AC	Paul ROGERS	Stuart Taylor Phoenix	6	5:33.06	30.17	79.52	53.59	3 82.37
9	33	AC	Alastair BOULTON	Stuart Taylor Phoenix	6	5:34.20	31.31	79.25	53.79	4 82.07
10	3	AC	Colin CHAPMAN	Fisher Fury	6	5:34.84	31.95	79.10	53.88	3 81.93
11	97	HHB	Andy McLENNAN	Suzuki Swift GTi	6	5:42.81	39.92	77.26	55.64	5 79.34
12	63	HHA	Brian COX	Peugeot 206 GTi	6	5:46.03	43.14	76.54	56.02	2 78.80
13	65	HHA	Ilsa COX	Peugeot 206 GTi	6	5:46.04	43.15	76.54	55.75	4 79.18
14	4	AC	Derek JONES	Fisher Fury	6	5:46.88	43.99	76.35	55.37	2 79.72
15	88	AC	Richard WISE	Raw Striker 2007	6	5:49.01	46.12	75.89	56.03	3 78.78
16	45	HHB	Paul WEST	Peugeot 106 GTi	6	5:56.72	53.83	74.25	57.68	6 76.53
17	44	AC	Peter DAVIES	Caterham Supersprint	6	5:56.92	54.03	74.21	57.23	5 77.13
18	9	HHA	Mike WEBB	Ford Focus ST170	5	5:08.38	1 Lap	71.57	59.31	3 74.43
19	67	HHA	Dominic JACKSON	Honda Civic	5	5:11.11	1 Lap	70.94	59.46	4 74.24
20	77	AC	Andy PHILPOTTS	Ford Fiesta XR2i	5	5:18.87	1 Lap	69.22	1:01.33	2 71.98
21	78	AC	Richard PEARSON	Locost	5	5:23.42	1 Lap	68.24	1:01.47	3 71.81
22	23	AC	Robert MIDDLETON	Locost	5	5:24.00	1 Lap	68.12	1:01.95	2 71.26
23	61	AC	Michael COX	Ford Fiesta XR2	5	5:30.28	1 Lap	66.83	1:03.03	3 70.04
24	188	AC	Neil WALSH	Ford Fiesta XR2	5	5:30.90	1 Lap	66.70	1:02.84	3 70.25
25	118	AC	Dan KITCHENER	Ford Fiesta XR2	5	5:54.19	1 Lap	62.32	1:05.51	2 67.38

#### Non-Starters

25	HHA	Julian LONG	Peugeot 306 GTi
31	HHB	Lewis WILLIAMS	Ford Fiesta XR2
5	AC	Tim HOVERD	Fisher Fury
50	HHA	Ian LAUGHTON	Ford Escort RS2000
6	HHA	Andy ROBINSON	Peugeot 306
69	AC	Kevin WILLIAMS	Caterham R400
7	AC	Peter FRENCH	Caterham R400

#### Fastest Lap

24	AC	Paul STEELE	Radical SR4	48.62	3	90.79
97	HHB	Andy McLENNAN	Suzuki Swift GTi	55.64	5	79.34
65	HHA	Ilsa COX	Peugeot 206 GTi	55.75	4	79.18

2-part race. No 5, 6, 7, 25, 31 & 69 took first start

Weather / Track: Bright / Dry

Start Time : 17:29

Brands Hatch

19 May 07 17:37

Clerk of Course :


*AS* 17-44

Time Issued :

Chief Timekeeper: Terry Stevens

THESE RESULTS REMAIN PROVISIONAL FOR A MINIMUM OF 30 MINUTES FROM THE TIME OF ISSUE

Results produced on HS Sports Timing and Results Systems. Results online at [www.750MC.co.uk](http://www.750MC.co.uk)



## 750 Motor Club Formula 4

### Provisional Results - Race 8

Pl	No	Cl	Name	Car	Laps	Time	Behind	MPH	Best Lap on	MPH
1	77	F4A	Steve SAVAGE	Van Diemen RF99/06	11	9:07.87		88.63	48.68	5 90.68
2	76	F4A	Miguel PINTO-COELHO	Van Diemen RF01/07	11	9:11.08	3.21	88.11	49.20	5 89.72
3	6	F4A	Malcolm SCOTT	Van Diemen RF00	11	9:12.86	4.99	87.83	48.90	4 90.27
4	29	F4A	Chris TIMMS	Mygale US2000	11	9:13.38	5.51	87.75	49.02	4 90.05
5	23	F4A	Jonathan WESTON-TAYLOR	Mygale US2000	11	9:22.73	14.86	86.29	49.80	8 88.64
6	71	F4A	Matthew WOOD	Van Diemen FR2000	11	9:26.62	18.75	85.70	49.97	8 88.34
7	34	F4E	Jennifer SCOTT	Van Diemen RF99	11	9:46.64	38.77	82.77	51.77	5 85.27
8	21	F4C	Clive YORATH	Reynard SF84	11	9:47.66	39.79	82.63	51.66	9 85.45
9	56	F4E	Bryn TOOTELL	Van Diemen RF	11	9:49.21	41.34	82.41	51.88	5 85.09
10	42	F4C	Richard HYPHER	Van Diemen RF86	11	9:50.68	42.81	82.21	51.74	7 85.32
11	16	F4A	Simon EMMERSON	Van Diemen RF95/96	11	9:58.85	50.98	81.08	52.62	3 83.89
12	99	F4B	Charles ADRIAN	Van Diemen RF95	10	9:16.07	1 Lap	79.38	50.72	2 87.03
13	49	F4E	Ferris COWPER	Van Diemen RF98	10	9:27.29	1 Lap	77.81	54.83	3 80.51

#### Not-Classified

11	F4A	Barry PRITCHARD	Van Diemen RF01	0		Starter	0.00
28	F4A	David LONGSTAFF	Speads RM06	0		Starter	0.00

#### Non-Starters

22	F4A	Michael WEBBER	Magnum F4A
38	F4E	Gavin HALLS	Swift 96FF
9	F4B	Chris KITE	Dallara 493

#### Fastest Lap

77	F4A	Steve SAVAGE	Van Diemen RF99/06	48.68	5	90.68
99	F4B	Charles ADRIAN	Van Diemen RF95	50.72	2	87.03
21	F4C	Clive YORATH	Reynard SF84	51.66	9	85.45
34	F4E	Jennifer SCOTT	Van Diemen RF99	51.77	5	85.27

2-part race. No 9, 22 & 38 took first start.

Weather / Track: Bright / Dry

Start Time : 18:07


Brands Hatch

19 May 07 18:19

Clerk of Course :  18-20	Time Issued :	Chief Timekeeper : Terry Stevens
---	---------------	----------------------------------

THESE RESULTS REMAIN PROVISIONAL FOR A MINIMUM OF 30 MINUTES FROM THE TIME OF ISSUE

Results produced on HS Sports Timing and Results Systems. Results online at [www.750MC.co.uk](http://www.750MC.co.uk)



## 750 Motor Club Bike-Sports Series

### Provisional Results - Race 9

Pl	No	Cl	Name	Car	Laps	Time	Behind	MPH	Best Lap on	MPH
1	1	BSA	Jonathan WRIGHT	Radical SR4	23	18:50.66		89.80	48.18	9 91.62
2	3	BSA	Nigel PLACE	Speads Sports Car	23	19:06.68	16.02	88.54	48.33	6 91.34
3	24	BSA	Paul STEELE	Radical SR4	23	19:08.05	17.39	88.44	48.29	11 91.41
4	130	BSA	Jon-Paul IVEY	Radical Clubsport	23	19:14.64	23.98	87.93	49.04	10 90.01
5	95	BSD	Richard STABLES	Radical Clubsport	23	19:14.86	24.20	87.91	48.83	14 90.40
6	46	BSA	Sheridan BELL	Radical Prosport	23	19:17.94	27.28	87.68	49.39	19 89.38
7	30	BSA	Simon FORD	Radical Prosport	23	19:22.04	31.38	87.37	49.57	7 89.05
8	10	BSB	Jack MIDDLETON	Radical Prosport	22	19:00.40	1 Lap	85.16	49.88	10 88.50
9	17	BSB	Bill HENDERSEN	Radical Prosport	22	19:13.52	1 Lap	84.19	51.02	13 86.52
10	33	BSD	Marcos BURNETT	Radical Clubsport	22	19:23.58	1 Lap	83.46	51.85	21 85.14
11	6	BSD	Mark ABBOTT	Radical Clubsport	22	19:24.05	1 Lap	83.43	51.93	16 85.01
12	28	BSD	Andrew HARWOOD	Radical Clubsport	22	19:33.99	1 Lap	82.72	51.80	9 85.22
13	12	BSB	Graham MILLER	Global GTi	21	18:53.98	2 Laps	81.75	53.00	10 83.29
14	25	BSA	Shaun MELLORS	Radical Clubsport	21	19:30.99	2 Laps	79.16	53.70	4 82.20
15	15	BSB	Glyn MORRIS	T5 Mission	21	19:37.27	2 Laps	78.74	52.13	7 84.68
16	21	BSB	Kevin GOATER	Keliforms Retoga	20	18:53.90	3 Laps	77.86	55.03	10 80.22
17	32	BSB	Paul LE MAITRE	ADR Sports 3	20	18:54.45	3 Laps	77.82	54.23	10 81.40
18	53	BSB	Verity BANKS	ADR 2	19	19:11.92	4 Laps	72.81	57.05	4 77.38

#### Not-Classified

27	BSA	Jean PARKER	Global Light	17	18:54.69	NCF	66.14	56.08	2	78.71
11	BSA	Paul TRAYHURN	Radical Prosport	9	7:26.37	DNF	89.00	47.77	9	92.41

#### Non-Starters

29	BSD	Christian RINGER	Radical Clubsport
8	BSB	Mark FALCO	ADR Mk3

#### Fastest Lap



11	BSA	Paul TRAYHURN	Radical Prosport	47.77	9	92.41
95	BSD	Richard STABLES	Radical Clubsport	48.83	14	90.40
10	BSB	Jack MIDDLETON	Radical Prosport	49.88	10	88.50

Weather / Track: Cloudy / Dry

Start Time : 12:19

Brands Hatch

20 May 07 12:40

Clerk of Course :  1244	Time Issued :	Chief Timekeeper : Terry Stevens 
---	---------------	---

THESE RESULTS REMAIN PROVISIONAL FOR A MINIMUM OF 30 MINUTES FROM THE TIME OF ISSUE

Results produced on HS Sports Timing and Results Systems. Results online at [www.750MC.co.uk](http://www.750MC.co.uk)





## 750 Motor Club Locost Championship

### Provisional Results - Race 10 - Heat

Pl	No	Cl	Name	Car	Laps	Time	Behind	MPH	Best Lap on	MPH
1	6	LC	Aaron BAILEY	Locost	14	14:10.74		72.64	59.05	7 74.76
2	10	LC	David BARTHOLOMEW	Locost	14	14:10.78	0.04	72.64	59.69	5 73.95
3	43	LC	Simon WOOD	Locost	14	14:11.08	0.34	72.61	59.29	8 74.45
4	8	LC	Nick LEAR	Locost	14	14:13.40	2.66	72.42	59.73	9 73.90
5	31	LC	Samir ABID	Locost	14	14:13.43	2.69	72.41	59.66	8 73.99
6	36	LC	Mark GLOVER	Locost	14	14:17.66	6.92	72.06	1:00.11	13 73.44
7	22	LC	Rob FITTER	Locost	14	14:19.09	8.35	71.94	59.82	8 73.79
8	95	LC	Steve KIRBY	Locost	14	14:25.00	14.26	71.45	59.76	7 73.87
9	77	LC	James PINKERTON	Locost	14	14:31.75	21.01	70.89	1:00.16	6 73.38
10	67	LC	Ernie GUSHLOW	Locost	14	14:32.45	21.71	70.84	1:00.66	13 72.77
11	73	LC	Mark WHITE	Locost	14	14:32.47	21.73	70.83	1:00.55	6 72.90
12	81	LC	James KMIECIAK	Locost	14	14:32.96	22.22	70.79	1:00.25	3 73.27
13	71	LC	Victoria PICKLES	Locost	14	14:34.16	23.42	70.70	1:00.81	6 72.59
14	30	LC	Lynfel OWEN	Locost	14	14:38.82	28.08	70.32	1:01.00	5 72.37
15	25	LC	Karen SHEPHERD	Locost	14	14:43.36	32.62	69.96	1:01.14	2 72.20
16	54	LC	David MORROW	Locost	14	14:51.55	40.81	69.32	1:02.15	12 71.03
17	42	LC	Kelvin FOY	Locost	14	14:51.92	41.18	69.29	1:02.16	4 71.02
18	23	LC	Robert MIDDLETON	Locost	14	14:55.33	44.59	69.03	1:01.23	9 72.09
19	78	LC	Richard PEARSON	Locost	14	14:55.34	44.60	69.02	1:02.28	8 70.88
20	39	LC	Steve EVANS	Locost	14	14:56.33	45.59	68.95	1:01.78	8 71.45
21	53	LC	Mark GOGLE	Locost	14	14:56.58	45.84	68.93	1:00.97	5 72.40
22	48	LC	David HILTON	Locost	14	15:03.13	52.39	68.43	1:02.68	6 70.43
23	74	LC	Garry BRANDON	Locost	13	14:17.13	1 Lap	66.95	1:00.50	4 72.96
24	51	LC	Alastair ECCLESFIELD	Locost	13	14:20.44	1 Lap	66.69	1:03.62	4 69.39
25	62	LC	Suzanne COOMBER	Locost	13	14:20.97	1 Lap	66.65	1:03.29	9 69.75
26	40	LC	Antony CHILDE-FREEMAN	Locost	13	14:34.43	1 Lap	65.63	1:04.39	12 68.56
27	65	LC	Sean GRAHAM	Locost	13	14:43.78	1 Lap	64.93	1:05.47	13 67.43

#### Not-Classified

29	LC	Kit LAWSON	Locost	13	14:00.11	DNF	68.31	1:02.41	7 70.73
69	LC	Spencer LYON	Locost	11	11:28.99	DNF	70.48	59.49	7 74.20
32	LC	Chris SHEERIN	Locost	9	9:57.01	DNF	66.55	1:02.87	4 70.21
13	LC	Matt CHERRINGTON	Locost	1	1:10.55	DNF	62.57	1:10.55	1 62.57

#### Non-Starters

37	LC	Robert SIBBONS	Locost
----	----	----------------	--------

#### Fastest Lap

6	LC	Aaron BAILEY	Locost	59.05	7 74.76
---	----	--------------	--------	-------	---------

Weather / Track: Cloudy / Dry

Start Time : 13:54

Brands Hatch

20 May 07 14:10

Clerk of Course :  14 16	Time Issued :	Chief Timekeeper : Terry Stevens 
--	---------------	---

THESE RESULTS REMAIN PROVISIONAL FOR A MINIMUM OF 30 MINUTES FROM THE TIME OF ISSUE

Results produced on HS Sports Timing and Results Systems. Results online at [www.750MC.co.uk](http://www.750MC.co.uk)



## Sports Racing & GT Challenge

### Provisional Results - Race 11

Pl	No	Cl	Name	Car	Laps	Time	Behind	MPH	Best Lap on	MPH
1	26	SRA	Clinton DORRELL	Cobra GD 427	16	14:45.37		79.77	54.00	11 81.75
2	0	SRA	Mark JORDAN	RAM Cobra	16	14:48.83	3.46	79.46	54.00	2 81.75
3	37	SRB	Mike WALKER	Crossle 9S	16	14:56.01	10.64	78.83	54.74	4 80.64
4	80	SRB	Garry WILSON	Crossle 9S	16	14:56.54	11.17	78.78	53.96	16 81.81
5	11	SRB	Ken CULVERWELL	Mamba C23R	16	15:01.97	16.60	78.31	54.67	11 80.74
6	3	SRB	Nick LEDGER	Crossle 9S	16	15:02.17	16.80	78.29	55.13	7 80.07
7	21	SRC	Roberto GIORDANELLI	lotus 26R	16	15:23.60	38.23	76.47	56.57	13 78.03
8	71	SRB	Andrew TODD	Crossle 9S	16	15:28.52	43.15	76.07	55.95	14 78.90
9	81	SRC	Tim FALCE	Jaguar D Type	16	15:28.69	43.32	76.05	56.64	15 77.94
10	55	SRD	Matt DIGBY	Ginetta G27	16	15:29.77	44.40	75.96	56.73	14 77.81
11	59	SRC	Richard ABELS	Jaguar E Type	16	15:31.53	46.16	75.82	56.94	15 77.53
12	58	SRC	Jerry KNIGHT	Jaguar D Type Replica	15	15:01.60	1 Lap	73.44	58.34	9 75.67
13	89	SRI	Richard HOBDEN	Jaguar D Type Replica	14	15:14.35	2 Laps	67.59	1:03.75	14 69.24

#### Not-Classified

35	SRA	John DICKSON	RAM Cobra	12	11:08.26	DNF	79.27	54.54	11	80.94
48	SRC	Phil FROUD	Ford GTD40	12	12:15.54	DNF	72.02	57.57	9	76.68
32	SRB	Andrew WEBB	Crossle 9S	4	3:40.11	DNF	80.22	52.79	2	83.62

#### Fastest Lap

32	SRB	Andrew WEBB	Crossle 9S					52.79	2	83.62
26	SRA	Clinton DORRELL	Cobra GD 427					54.00	11	81.75
0	SRA	Mark JORDAN	RAM Cobra					54.00	2	81.75
21	SRC	Roberto GIORDANELLI	lotus 26R					56.57	13	78.03
55	SRD	Matt DIGBY	Ginetta G27					56.73	14	77.81
89	SRI	Richard HOBDEN	Jaguar D Type Replica					1:03.75	14	69.24

Weather / Track: Cloudy / Dry

Start Time : 14:18

Brands Hatch

20 May 07 14:34

Clerk of Course : <i>[Signature]</i> 14:40	Time Issued :	Chief Timekeeper : Terry Stevens <i>[Signature]</i>
---	---------------	--

THESE RESULTS REMAIN PROVISIONAL FOR A MINIMUM OF 30 MINUTES FROM THE TIME OF ISSUE

Results produced on HS Sports Timing and Results Systems. Results online at [www.750MC.co.uk](http://www.750MC.co.uk)



## Premier Choice 750 Formula Championship

### Provisional Results - Race 12

Pl	No	Cl	Name	Car	Laps	Time	Behind	MPH	Best Lap	on	MPH
1	1	F7	Peter BOVE	Darvi P-88	16	14:44.03		79.89	54.00	11	81.75
2	2	F7	Bob SIMPSON	SS/F	16	14:44.56	0.53	79.85	54.07	11	81.64
3	3	F7	Mick HARRIS	Darvi 877	16	15:05.64	21.61	77.99	54.51	4	80.98
4	55	F7	Roger ROWE	Centaur Mk20	16	15:06.57	22.54	77.91	55.27	16	79.87
5	33	F7B	Stuart CLEEVELY	Darvi Mk5	16	15:07.61	23.58	77.82	55.43	16	79.64
6	4	F7	Antony RAINE	Centaur Mk16	16	15:08.07	24.04	77.78	55.35	16	79.75
7	6	F7	Dave ROBSON	SDAR/83	16	15:08.68	24.65	77.73	54.72	16	80.67
8	7	F7	Rodney HILL	Mystic T4/21	16	15:24.25	40.22	76.42	56.44	14	78.21
9	5	F7	Martin KEMP	Darvi Mk6	16	15:25.93	41.90	76.28	56.17	8	78.59
10	15	F7	Chris GOUGH	CGR2	16	15:28.49	44.46	76.07	55.44	15	79.62
11	8	F7	Ian ALLEN	ADR	16	15:29.12	45.09	76.02	56.16	8	78.60
12	9	F7B	Bill RUTTER	Darvi Mk5B	15	14:42.72	1 Lap	75.01	56.66	13	77.91
13	27	F7B	Sue BUXTON	Darvi 5/97	15	14:47.06	1 Lap	74.65	56.39	10	78.28
14	13	F7B	Andrew LAKE	Phoenix	15	14:57.24	1 Lap	73.80	57.56	8	76.69
15	77	F7B	Dick HARTLE	Tristesse Mk7	15	15:00.08	1 Lap	73.57	57.69	8	76.52
16	34	F7B	David HEAVER	TSR Ingham	15	15:01.02	1 Lap	73.49	57.62	8	76.61
17	23	F7B	Chris ISAACS	Snipe	15	15:33.47	1 Lap	70.93	59.66	4	73.99
18	37	F7B	Tony BRAZIER	BFS	13	15:34.72	3 Laps	61.39	1:05.61	2	67.28

#### Not-Classified

14	F7B	Paul COLLINS	Darvi Mk5	13	13:06.29	DNF	72.98	57.64	8	76.58
44	F7B	David BASS	Time 3B	12	12:54.28	DNF	68.41	1:01.82	4	71.41
49	F7B	Nigel SAUNDERS	TSR Jenniccar	9	10:02.77	DNF	65.91	1:02.80	4	70.29
28	F7B	Andrew DAVEY	Tristesse Mk6	3	3:26.79	DNF	64.04	1:03.47	3	69.55

#### Fastest Lap

1	F7	Peter BOVE	Darvi P-88				54.00	11	81.75
33	F7B	Stuart CLEEVELY	Darvi Mk5				55.43	16	79.64

No 8 includes 1 second penalty - J16.1.2

Weather / Track: Bright / Dry

Start Time : 14:40

Brands Hatch

20 May 07 16:10

Clerk of Course : 	Time Issued :	Chief Timekeeper : Terry Stevens 
---	---------------	--

THESE RESULTS REMAIN PROVISIONAL FOR A MINIMUM OF 30 MINUTES FROM THE TIME OF ISSUE

Results produced on HS Sports Timing and Results Systems. Results online at [www.750MC.co.uk](http://www.750MC.co.uk)



## 750 Motor Club SAXMAX Championship

### Provisional Results - Race 13

Pl	No	Cl	Name	Car	Laps	Time	Behind	MPH	Best Lap on	MPH
1	99	SAX	Chrissy PALMER	Citroen Saxo VTR	14	14:32.59		70.82	1:01.20	8 72.13
2	7	SAX	Leyton CLARKE	Citroen Saxo VTR	14	14:32.90	0.31	70.80	1:01.18	8 72.15
3	5	SAX	Jake FARNDON	Citroen Saxo VTR	14	14:33.30	0.71	70.77	1:00.91	14 72.47
4	29	SAX	Patrick FLETCHER	Citroen Saxo VTR	14	14:36.62	4.03	70.50	1:01.03	14 72.33
5	34	SAX	Joe FERGUSON	Citroen Saxo VTR	14	14:37.73	5.14	70.41	1:01.41	14 71.88
6	22	SAX	Sam SCHOFIELD	Citroen Saxo VTR	14	14:39.52	6.93	70.27	1:01.34	9 71.96
7	25	SAX	James COLBURN	Citroen Saxo VTR	14	14:40.21	7.62	70.21	1:01.50	9 71.78
8	27	SAX	Aaron WILLIAMSON	Citroen Saxo VTR	14	14:40.26	7.67	70.21	1:01.49	9 71.79
9	6	SAX	Cassey WATSON	Citroen Saxo VTR	14	14:44.73	12.14	69.85	1:01.99	5 71.21
10	24	SAX	James ROOKER-EDWARDS	Citroen Saxo VTR	14	14:46.44	13.85	69.72	1:01.76	2 71.48
11	26	SAX	Henry PICKERING	Citroen Saxo VTR	14	14:46.85	14.26	69.69	1:01.94	5 71.27
12	21	SAX	Josh COOK	Citroen Saxo VTR	14	14:47.13	14.54	69.66	1:01.94	12 71.27
13	9	SAX	Sam WALMSLEY	Citroen Saxo VTR	14	14:48.32	15.73	69.57	1:01.98	3 71.22
14	8	SAX	Tommy DAVISON	Citroen Saxo VTR	14	14:49.55	16.96	69.47	1:02.14	6 71.04
15	44	SAX	Abbie EATON	Citroen Saxo VTR	14	14:51.01	18.42	69.36	1:01.96	11 71.24
16	66	SAX	Dominic PETTIT	Citroen Saxo VTR	14	14:51.67	19.08	69.31	1:01.90	12 71.31
17	19	SAX	Matthew VENN	Citroen Saxo VTR	14	14:57.11	24.52	68.89	1:02.65	6 70.46
18	45	SAX	David RATCLIFF	Citroen Saxo VTR	14	14:58.66	26.07	68.77	1:02.49	11 70.64
19	77	SAX	Declan ARMSTRONG	Citroen Saxo VTR	14	14:58.88	26.29	68.75	1:02.16	5 71.02
20	30	SAX	Josh BENSON	Citroen Saxo VTR	14	15:05.93	33.34	68.22	1:02.93	9 70.15
21	39	SAX	Joe GRINSELL	Citroen Saxo VTR	14	15:12.31	39.72	67.74	1:03.01	2 70.06
22	31	SAX	Matthew WELLER	Citroen Saxo VTR	13	14:56.66	1 Lap	64.00	1:05.94	10 66.94

#### Not-Classified

4	SAX	Andrew TIBBS	Citroen Saxo VTR	9	9:54.59	DNF	66.82	1:01.96	2 71.24
23	SAX	Jamie BROWN	Citroen Saxo VTR	8	8:51.01	DNF	66.50	1:03.89	8 69.09
18	SAX	Nina Jo ATKINSON	Citroen Saxo VTR	2	3:00.99	DNF	48.78	1:24.40	2 52.30

#### Fastest Lap

5	SAX	Jake FARNDON	Citroen Saxo VTR					1:00.91	14 72.47
---	-----	--------------	------------------	--	--	--	--	---------	----------

Weather / Track: Cloudy / Dry

Start Time: 15:03

Brands Hatch

20 May 07 15:19

Clerk of Course :

Time Issued :

Chief Timekeeper : Terry Stevens

THESE RESULTS REMAIN PROVISIONAL FOR A MINIMUM OF 30 MINUTES FROM THE TIME OF ISSUE

Results produced on HS Sports Timing and Results Systems. Results online at [www.750MC.co.uk](http://www.750MC.co.uk)



## MDS Battery RGB Championship

### Provisional Results - Race 14

Pl	No	Cl	Name	Car	Laps	Time	Behind	MPH	Best Lap on	MPH
1	99	BEA	Steve ROBINSON	Genesis RR06	16	14:31.29		81.06	53.10	7 83.13
2	12	BEC	Mike ATKINSON	Stuart Taylor Phasar	16	14:33.15	1.86	80.89	53.69	7 82.22
3	8	BEB	Paul ROGERS	Stuart Taylor Phoenix	16	14:33.16	1.87	80.89	53.37	12 82.71
4	9	BEC	John CUTMORE	Westfield Megablade	16	14:33.58	2.29	80.85	53.52	9 82.48
5	4	BEC	Derek JONES	Fisher Fury	16	14:34.20	2.91	80.79	52.79	11 83.62
6	33	BEC	Alastair BOULTON	Stuart Taylor Phoenix	16	14:42.06	10.77	80.07	53.61	8 82.34
7	50	BEC	Tim HOVERD	Fisher Fury	16	14:44.87	13.58	79.82	54.17	14 81.49
8	69	BEC	Jonathan THACKRAY	Fisher Fury	16	14:45.90	14.61	79.73	53.90	13 81.90
9	39	BEC	Marc NORTON	MNR Vortex	16	14:48.08	16.79	79.53	54.25	11 81.37
10	16	BEC	Matt ROWE	Fisher Fury	16	14:52.77	21.48	79.11	53.98	6 81.78
11	14	BEA	Doug CARTER	Genesis Evo	16	14:53.72	22.43	79.03	54.22	12 81.41
12	31	BEC	Chris ANSETT	Westfield Megablade	16	14:54.25	22.96	78.98	54.13	9 81.55
13	35	BEA	James WALKER	Westfield Megabusa	16	14:57.15	25.86	78.73	54.54	8 80.94
14	28	BEA	Julius BATES	Aeon Blaze	16	14:58.14	26.85	78.64	54.50	11 81.00
15	27	BEC	Robert GRANT	Raw Striker	16	15:06.97	35.68	77.87	55.10	7 80.11
16	13	BEC	David WALE	Fisher Fury Fireblade	16	15:07.25	35.96	77.85	53.91	12 81.88
17	21	BEC	Aaron WRIGHT	Fisher Fury	16	15:09.17	37.88	77.69	55.30	7 79.82
18	63	BEC	Colin CHAPMAN	Fisher Fury	16	15:09.23	37.94	77.68	53.96	13 81.81
19	88	BEC	Richard WISE	Raw Striker 2007	16	15:14.53	43.24	77.23	55.12	7 80.09
20	41	BEB	Neil CONSTABLE-BERRY	Fisher Fury	16	15:26.13	54.84	76.26	55.87	12 79.01
21	44	BEC	Judi DERISLEY	Fisher Fury	15	15:06.13	1 Lap	73.07	58.42	14 75.56

#### Not-Classified

75	BEA	Gordon GRIFFIN	T5 Mission	14	12:17.85	DNF	83.76	51.33	9 86.00
52	BEA	Rob BALDWIN	BDN S2	14	12:18.19	DNF	83.72	51.41	3 85.87
15	BEA	James JOHNSON	Fisher Fury	9	8:07.26	DNF	81.54	52.76	3 83.67
68	BEB	Adrian MOORE	Pell Genesis Evo	9	9:55.62	DNF	66.70	59.81	5 73.81

#### Non-Starters

3	BEC	John GOODWIN	Stuart Tayor Phoenix
34	BEB	Colin DUCE	Fisher Fury
6	BEC	Mike FIELD	Fisher Fury

#### Fastest Lap

75	BEA	Gordon GRIFFIN	T5 Mission	51.33	9 86.00
4	BEC	Derek JONES	Fisher Fury	52.79	11 83.62
8	BEB	Paul ROGERS	Stuart Taylor Phoenix	53.37	12 82.71

Weather / Track: Bright / Dry

Start Time : 17:05


Brands Hatch

20 May 07 17:06

Clerk of Course : 	Time Issued :	Chief Timekeeper : Terry Stevens 
--	---------------	---

THESE RESULTS REMAIN PROVISIONAL FOR A MINIMUM OF 30 MINUTES FROM THE TIME OF ISSUE

Results produced on HS Sports Timing and Results Systems. Results online at [www.750MC.co.uk](http://www.750MC.co.uk)



## 750 Motor Club Locost Championship

### Provisional Results - Race 15 - Final

Pl	No	Cl	Name	Car	Laps	Time	Behind	MPH	Best Lap on	MPH
1	6	LC	Aaron BAILEY	Locost	10	10:08.43		72.55	59.56	4 74.12
2	5	LC	Adam WHITE	Locost	10	10:08.55	0.12	72.54	59.70	4 73.94
3	1	LC	Declan McDONNELL	Locost	10	10:08.91	0.48	72.50	59.62	3 74.04
4	11	LC	Richard JENKINS	Locost	10	10:09.03	0.60	72.48	58.94	4 74.90
5	9	LC	Alastair GARRATT	Locost	10	10:09.50	1.07	72.43	59.60	4 74.07
6	10	LC	David BARTHOLOMEW	Locost	10	10:09.91	1.48	72.38	59.82	4 73.79
7	31	LC	Samir ABID	Locost	10	10:10.14	1.71	72.35	59.59	5 74.08
8	83	LC	Paul PRESGRAVES	Locost	10	10:10.34	1.91	72.33	59.37	7 74.35
9	28	LC	David BLACK	Locost	10	10:10.42	1.99	72.32	59.30	10 74.44
10	77	LC	James PINKERTON	Locost	10	10:14.19	5.76	71.87	59.91	6 73.68
11	8	LC	Nick LEAR	Locost	10	10:14.27	5.84	71.86	59.74	3 73.89
12	22	LC	Rob FITTER	Locost	10	10:14.43	6.00	71.84	59.88	8 73.72
13	36	LC	Mark GLOVER	Locost	10	10:14.48	6.05	71.84	59.41	8 74.30
14	74	LC	Garry BRANDON	Locost	10	10:14.93	6.50	71.79	59.81	7 73.81
15	95	LC	Steve KIRBY	Locost	10	10:16.88	8.45	71.56	59.94	7 73.65
16	81	LC	James KMIECIAK	Locost	10	10:19.34	10.91	71.27	1:00.44	8 73.04
17	67	LC	Ernie GUSHLOW	Locost	10	10:21.04	12.61	71.08	1:00.21	4 73.32
18	30	LC	Lynfel OWEN	Locost	10	10:21.06	12.63	71.08	59.84	9 73.77
19	25	LC	Karen SHEPHERD	Locost	10	10:22.72	14.29	70.89	1:00.65	3 72.78
20	71	LC	Victoria PICKLES	Locost	10	10:22.89	14.46	70.87	59.92	9 73.67
21	54	LC	David MORROW	Locost	10	10:31.58	23.15	69.89	1:00.93	4 72.45
22	48	LC	David HILTON	Locost	10	10:37.12	28.69	69.29	1:01.31	4 72.00
23	23	LC	Robert MIDDLETON	Locost	10	10:38.74	30.31	69.11	1:01.50	3 71.78
24	53	LC	Mark GOGLE	Locost	10	10:40.04	31.61	68.97	1:00.69	4 72.74
25	73	LC	Mark WHITE	Locost	10	10:40.98	32.55	68.87	1:01.40	3 71.89
26	78	LC	Richard PEARSON	Locost	10	10:41.74	33.31	68.79	1:01.05	3 72.31

**Not-Classified**

43	LC	Simon WOOD	Locost	7	7:09.47	DNF	71.95	59.75	3 73.88
47	LC	Robert PALIN	Locost	6	6:17.64	DNF	70.14	1:00.72	3 72.70
39	LC	Steve EVANS	Locost	2	2:19.65	DNF	63.22	1:03.12	2 69.94

**Non-Starters**

42	LC	Kelvin FOY	Locost
51	LC	Alastair ECCLESFIELD	Locost
62	LC	Suzanne COOMBER	Locost

**Fastest Lap**

11	LC	Richard JENKINS	Locost	58.94	4 74.90
----	----	-----------------	--------	-------	---------

2-part race. No 42, 51 & 62 took first start.

Weather / Track: Bright / Dry

Start Time : 16:03

Brands Hatch

20 May 07 16:16

Clerk of Course : 	Time Issued : 16:21	Chief Timekeeper: Terry Stevens 
--	------------------------	--

THESE RESULTS REMAIN PROVISIONAL FOR A MINIMUM OF 30 MINUTES FROM THE TIME OF ISSUE

Results produced on HS Sports Timing and Results Systems. Results online at [www.750MC.co.uk](http://www.750MC.co.uk)



## Sports Racing & GT Challenge

### Provisional Results - Race 16

Pl	No	Cl	Name	Car	Laps	Time	Behind	MPH	Best Lap on	MPH
1	80	SRB	Garry WILSON	Crossle 9S	15	14:03.69		78.48	15	80.35
2	0	SRA	Mark JORDAN	RAM Cobra	15	14:04.53	0.84	78.40	2	80.33
3	3	SRB	Nick LEDGER	Crossle 9S	15	14:15.02	11.33	77.44	14	79.93
4	11	SRB	Ken CULVERWELL	Mamba C23R	15	14:15.94	12.25	77.36	15	79.96
5	37	SRB	Mike WALKER	Crossle 9S	15	14:17.74	14.05	77.20	12	81.40
6	71	SRB	Andrew TODD	Crossle 9S	15	14:19.40	15.71	77.05	12	79.14
7	21	SRC	Roberto GIORDANELLI	lotus 26R	15	14:29.87	26.18	76.12	8	78.16
8	81	SRC	Tim FALGE	Jaguar D Type	15	14:34.68	30.99	75.70	8	78.03
9	55	SRD	Matt DIGBY	Ginetta G27	15	14:35.16	31.47	75.66	8	77.87
10	59	SRC	Richard ABELS	Jaguar E Type	15	14:36.46	32.77	75.55	14	77.59
11	48	SRC	Phil FROUD	Ford GTD40	15	14:49.34	45.65	74.45	13	77.00
12	58	SRC	Jerry KNIGHT	Jaguar D Type Replica	15	14:51.72	48.03	74.26	14	76.12
13	89	SRI	Richard HOBDEN	Jaguar D Type Replica	13	14:11.90	2 Laps	67.36	4	69.24

#### Not-Classified

26	SRA	Clinton DORRELL	Cobra GD 427	1	1:03.21	DNF	69.84	1:03.21	1	69.84
----	-----	-----------------	--------------	---	---------	-----	-------	---------	---	-------

#### Non-Starters

32	SRB	Andrew WEBB	Crossle 9S
35	SRA	John DICKSON	RAM Cobra

#### Fastest Lap



37	SRB	Mike WALKER	Crossle 9S	54.23	12	81.40
0	SRA	Mark JORDAN	RAM Cobra	54.95	2	80.33
21	SRC	Roberto GIORDANELLI	lotus 26R	56.48	8	78.16
55	SRD	Matt DIGBY	Ginetta G27	56.69	8	77.87
89	SRI	Richard HOBDEN	Jaguar D Type Replica	1:03.75	4	69.24

Weather / Track: Bright / Dry

Start Time : 16:25


Brands Hatch

20 May 07 16:40

Clerk of Course : 	Time Issued :	Chief Timekeeper : Terry Stevens 
---	---------------	--

THESE RESULTS REMAIN PROVISIONAL FOR A MINIMUM OF 30 MINUTES FROM THE TIME OF ISSUE

Results produced on HS Sports Timing and Results Systems. Results online at [www.750MC.co.uk](http://www.750MC.co.uk)



### Stock Hatch Combined Qualifying Times

Pos	No	CI	Name	Car	Session	Laps	Best on Lap	Mph
1	8	SH	Alex DEW	Citroen Saxo	B	15	59.69	73.95
2	24	SH	Ryan BENSLEY	Citroen Saxo VTR	A	15	59.84	73.77
3	1	SH	Maudee HAYDEN	Citroen Saxo VTR	B	15	59.92	73.67
4	16	SH	Liam McMILLAN	Citroen Saxo VTR	B	15	1:00.07	73.49
5	20	SH	Tony ROUGHTON	Citroen Saxo	A	15	1:00.16	73.38
6	15	SH	Darren WILSON	Peugeot 106 XSI	B	15	1:00.21	73.32
7	3	SH	Simon HUNT	Peugeot 106 XSI	A	14	1:00.27	73.24
8	74	SH	Chris CODY	Citroen Saxo	A	15	1:00.29	73.22
9	21	SH	Carl SWANN	Citroen Saxo VTR	B	15	1:00.37	73.12
10	84	SH	William HORNSEY	Peugeot 106 Rallye	B	15	1:00.54	72.92
11	9	SHB	Mark ROZIER	Peugeot 205 GTI	B	14	1:00.55	72.90
12	41	SH	Marion WARD	Citroen Saxo VTR	B	15	1:00.63	72.81
13	5	SHB	Simon HOWARD	Ford Fiesta XR2	A	15	1:00.68	72.75
14	13	SH	James MARSHALL	Citroen Saxo VTR	A	15	1:00.74	72.68
15	82	SH	Matthew FOLEY	Citroen Saxo VTR	A	15	1:00.74	72.68
16	22	SHB	Paul BISHOP	Ford Fiesta XR2	B	15	1:00.77	72.64
17	14	SHB	JJ VANNER	Ford Fiesta XR2	A	14	1:00.77	72.64
18	42	SHB	Lee SCOTT	Ford Fiesta XR2	A	14	1:00.81	72.59
19	81	SHB	Iain CLARK	Ford Fiesta XR2	B	15	1:00.83	72.57
20	7	SH	Jeff HUMPHRIES	Peugeot 106 Rallye	B	15	1:00.83	72.57
21	77	SHB	Andy PHILPOTTS	Ford Fiesta XR2	B	15	1:00.94	72.44
22	19	SH	Mark WILKINS	Peugeot 106 XSI	B	5	1:00.94	72.44
23	55	SHB	Mark ROZIER	Ford Fiesta XR2	B	14	1:00.94	72.44
24	70	SH	Paul GROVE	Peugeot 106 Rallye	A	14	1:01.01	72.35
25	40	SHB	Adam CAST	Ford Fiesta XR2	A	15	1:01.07	72.28
26	4	SH	Pete MORGAN	Citroen Saxo VTR	A	14	1:01.07	72.28
27	27	SHB	Craig EMMERSON	Vauxhall Nova GTE	A	14	1:01.29	72.13
28	60	SHB	Tim MIZEN	Ford Fiesta XR2	B	14	1:01.20	72.13
29	109	SH	Amy BARKER	Citroen Saxo	B	14	1:01.58	71.68
30	50	SHB	Andy WUGGERIDGE	Peugeot 205 GTI	B	14	1:01.91	71.41
31	57	SHB	Tony TAYLOR	Citroen Saxo	B	14	1:01.93	71.30
32	63	SHB	Geoff PENNINGTON	Peugeot 205 GTI	B	14	1:02.08	71.28
33	78	SHB	Paul CONNELL	Suzuki Swift	A	14	1:02.08	71.28
34	38	SHB	Darren GAY	Ford Fiesta XR2	A	15	1:02.21	71.08
35	29	SHB	Stewart NIND	Ford Fiesta XR2	B	14	1:02.21	70.96
36	58	SHB	Jason NIND	Ford Fiesta XR2	B	14	1:02.24	70.92
37	25	SHB	Richard DIXON	Ford Fiesta XR2	A	14	1:02.28	70.88
38	32	SH	Nigel HUNT	Ford Fiesta XR2	A	14	1:02.46	70.67
39	67	SHB	Tom MOLYNEUX	Peugeot 106 XSI	B	14	1:02.51	70.67
40	80	SHB	Mark BLOXHAM	Ford Fiesta XR2	A	14	1:02.56	70.56
41	94	SHB	Kevin HUTTON	Peugeot 205 GTI	A	12	1:02.50	70.56
42	118	SHB	Dan KITCHENER	Ford Fiesta XR2	B	14	1:02.70	70.40
43	79	SHB	Bill PARRERA	Ford Fiesta XR2	B	14	1:02.71	70.39
44	122	SHB	Oliver DAVIES	Vauxhall Nova GSI	A	14	1:02.81	70.28

No 115 - seen but no laps completed

Brands Hatch

13 May 07 09:41

Chief of Course :


Time Issued :

Chief Timekeeper :

957

THESE RESULTS REMAIN PROVISIONAL FOR A MINIMUM OF 30 MINUTES FROM THE TIME OF ISSUE

Results produced on HS Sports Timing and Results Systems. Results online at www.750MC.co.uk



### Stock Hatch Combined Qualifying Times

Pos	No	CI	Name	Car	Session	Laps	Best on Lap	Mph
45	28	SH	Alan EASON	Citroen Saxo	B	14	1:02.81	70.28
46	37	SHB	Keith MORGAN	Suzuki Swift GTI	B	14	1:02.83	70.26
47	61	SHB	Michael COX	Ford Fiesta XR2	B	14	1:03.14	69.91
48	78	SH	Ashley COLLINS	Peugeot 205 GTI	B	14	1:03.35	69.68
49	107	SHB	Darren SARDEN	Peugeot 205 GTI	A	13	1:03.64	69.36
50	59	SH	Geoff BLUFF	Citroen Saxo	A	14	1:03.74	69.26
51	62	SHB	Richard GIBSON	Ford Fiesta XR2	A	14	1:04.04	68.93
52	92	SHB	Bill BROWN	Ford Fiesta XR2	B	13	1:04.08	68.89
53	30	SHB	MART DENNIS	Ford Fiesta XR2	A	13	1:04.14	68.82
54	106	SHB	Kieran FORNINTON	Peugeot 205 GTI	B	13	1:04.59	68.34
55	88	SHB	Neil WALSH	Ford Fiesta XR2	A	6	1:04.73	68.20
56	45	SHB	Bob FOSSEY	Ford Fiesta XR2	A	13	1:06.15	66.73
57	103	SHB	Stuart HERRIOTT	Ford Fiesta XR2	A	11	1:12.54	66.85
58	36	SHB	Andy BARNETT	Peugeot 205 GTI	B	1	1:59.62	36.90
59	115	SHB	Bob TILLING	Ford Fiesta XR2	A	0	DNS	0

No 115 - seen but no laps completed

Brands Hatch

13 May 07 09:41

Chief of Course :

Time Issued :


Chief Timekeeper :

957

THESE RESULTS REMAIN PROVISIONAL FOR A MINIMUM OF 30 MINUTES FROM THE TIME OF ISSUE

Results produced on HS Sports Timing and Results Systems. Results online at www.750MC.co.uk





Formula 4

Provisional Qualifying Times - P3

Pl	No	Cl	Name	Car	Laps	Time on Lap	Behind	MPH
1	9	F4B	Chris Kite	Dalara 493	17	48.57	16	91.26
2	77	F4A	Steve Savage	Van Diemen RP95	18	48.89	4	0.12
3	29	F4A	Chris Timms	Mygale US2000	18	49.06	9	0.69
4	76	F4A	Miguel Pinto-Coelho	Van Diemen RP99	10	49.23	6	0.86
5	6	F4A	Malcolm Scott	Van Diemen RP00	14	49.23	5	0.85
6	69	F4B	Charles Adrian	Van Diemen RP95	18	50.05	9	1.68
7	23	F4A	Jonathan Weston-Taylor	Mygale US2000	17	50.17	11	1.80
8	38	F4E	Gavin Halls	Swift 98FF	17	50.50	13	2.13
9	71	F4A	Matthew Wood	Van Diemen FR2000	15	50.53	9	2.16
10	22	F4A	Michael Webber	Magnum F4A	17	51.58	15	3.21
11	28	F4A	David Longstaff	Speeds RM06	16	51.71	13	3.34
12	42	F4C	Richard Hypher	Van Diemen RP86	17	52.14	17	3.77
13	34	F4E	Jennifer Scott	Van Diemen RP99	11	52.81	7	4.24
14	16	F4A	Simon Emmerston	Van Diemen RP95	16	52.99	9	4.62
15	56	F4E	Byn Todtelli	Van Diemen RP	15	53.44	10	5.07
16	21	F4C	Clive Yorath	Reynard SF84	16	53.58	14	5.21
17	49	F4E	Feris Cowper	Van Diemen RP98	16	53.94	8	5.57

Not Seen  
11 F4A Barry Pritchard Van Diemen RP01

Weather / Track: Bright / Dry  
Start Time: 09:46  
Clerk of Course: [Signature] Time Issued: [Signature] Chief Timekeeper: Terry Stevens  
19 May 07 10:02

THESE RESULTS REMAIN PROVISIONAL FOR A MINIMUM OF 30 MINUTES FROM THE TIME OF ISSUE  
Results produced on HS Sports Timing and Results Systems. Results online at www.750MC.co.uk



Formula 4

2nd Best Qualifying Times

Pos	No	Cl	Name	Car	Time
1	77	F4A	Steve Savage	Van Diemen RP95	48.75
2	9	F4B	Chris Kite	Dalara 493	48.83
3	29	F4A	Chris Timms	Mygale US2000	49.21
4	6	F4A	Malcolm Scott	Van Diemen RP00	49.38
5	76	F4A	Miguel Pinto-Coelho	Van Diemen RP99	49.44
6	23	F4A	Jonathan Weston-Taylor	Mygale US2000	50.22
7	99	F4B	Charles Adrian	Van Diemen RP95	50.50
8	71	F4A	Matthew Wood	Van Diemen FR2000	50.66
9	38	F4E	Gavin Halls	Swift 98FF	50.70
10	28	F4A	David Longstaff	Speeds RM06	51.75
11	22	F4A	Michael Webber	Magnum F4A	51.83
12	42	F4C	Richard Hypher	Van Diemen RP86	52.15
13	34	F4E	Jennifer Scott	Van Diemen RP99	52.86
14	16	F4A	Simon Emmerston	Van Diemen RP95	53.07
15	56	F4E	Byn Todtelli	Van Diemen RP	53.64
16	21	F4C	Clive Yorath	Reynard SF84	53.70
17	49	F4E	Feris Cowper	Van Diemen RP98	54.38

Clerk of Course: [Signature] Time Issued: [Signature] Chief Timekeeper: [Signature]  
19 May 07 10:04

THESE RESULTS REMAIN PROVISIONAL FOR A MINIMUM OF 30 MINUTES FROM THE TIME OF ISSUE



## SAXMAX

### Provisional Qualifying Times - P8


Pl	No	CI	Name	Car	Laps	Time on Lap	Behind	MPH
1	5	SAX	Jake FARNDON	Citroen Saxo VTR	15	1:01.04	10	72.32
2	99	SAX	Chrissy PALMER	Citroen Saxo VTR	15	1:01.34	7 0.30	71.96
3	25	SAX	James COLBURN	Citroen Saxo VTR	14	1:01.36	4 0.32	71.94
4	34	SAX	Joe FERGUSON	Citroen Saxo VTR	13	1:01.43	6 0.39	71.86
5	7	SAX	Leyton CLARKE	Citroen Saxo VTR	12	1:01.48	8 0.44	71.80
6	22	SAX	Sam SCHOFIELD	Citroen Saxo VTR	13	1:01.56	4 0.52	71.71
7	4	SAX	Andrew TIBBS	Citroen Saxo VTR	13	1:01.60	4 0.56	71.66
8	8	SAX	Tommy DAVISON	Citroen Saxo VTR	14	1:01.62	5 0.58	71.64
9	24	SAX	James ROOKER-EDWARDS	Citroen Saxo VTR	15	1:01.79	8 0.75	71.44
10	66	SAX	Dominic PETTIT	Citroen Saxo VTR	14	1:02.05	5 1.01	71.14
11	9	SAX	Sam WALMSLEY	Citroen Saxo VTR	13	1:02.09	9 1.05	71.10
12	21	SAX	Josh COOK	Citroen Saxo VTR	9	1:02.13	3 1.09	71.05
13	27	SAX	Aaron WILLIAMSON	Citroen Saxo VTR	8	1:02.15	8 1.11	71.03
14	6	SAX	Cassey WATSON	Citroen Saxo VTR	13	1:02.21	7 1.17	70.96
15	44	SAX	Abbie EATON	Citroen Saxo VTR	13	1:02.30	7 1.26	70.86
16	26	SAX	Henry PICKERING	Citroen Saxo VTR	13	1:02.55	11 1.51	70.57
17	77	SAX	Declan ARMSTRONG	Citroen Saxo VTR	13	1:02.57	6 1.53	70.55
18	39	SAX	Joe GRINSELL	Citroen Saxo VTR	13	1:02.65	5 1.61	70.46
19	19	SAX	Matthew VENN	Citroen Saxo VTR	10	1:02.78	10 1.74	70.31
20	30	SAX	Josh BENSON	Citroen Saxo VTR	8	1:03.07	8 2.03	69.99
21	45	SAX	David RATCLIFF	Citroen Saxo VTR	10	1:03.49	6 2.45	69.53
22	29	SAX	Patrick FLETCHER	Citroen Saxo VTR	2	1:04.32	2 3.28	68.63
23	23	SAX	Jamie BROWN	Citroen Saxo VTR	12	1:04.34	7 3.30	68.61
24	31	SAX	Matthew WELLER	Citroen Saxo VTR	9	1:06.84	5 5.80	66.04
25	18	SAX	Nina Jo ATKINSON	Citroen Saxo VTR	8	1:21.25	6 20.21	54.33

Weather / Track: Bright/Dry


Start Time : 12:01

Brands Hatch

19 May 07 12:25

Clerk of Course :  12.43	Time Issued :	Chief Timekeeper : Terry Stevens 
--	---------------	---

THESE RESULTS REMAIN PROVISIONAL FOR A MINIMUM OF 30 MINUTES FROM THE TIME OF ISSUE



Bike-Sports & 7s

Provisional Qualifying Times - P5

Pl	No	CI	Name	Car	Laps	Time on Lap	Behind	MPH	
1	1	BSA	Jonathan WRIGHT	Radical Prosport	17	48.04	13	91.89	
2	11	BSA	Paul TRAYHURN	Radical SR4	17	48.06	12	0.02	91.85
3	24	BSA	Paul STEELE	Radical SR4	17	48.48	10	0.42	91.09
4	3	BSA	Nigel PLACE	Speads Sports Car	18	48.58	5	0.54	90.87
5	130	BSA	Jon-Paul VEY	Radical Prosport	18	49.23	18	1.19	89.67
6	95	BSB	Richard STABLES	Radical Prosport	18	49.42	18	1.38	89.32
7	30	BSA	Simon FORD	Radical Prosport	18	49.88	17	1.84	88.50
8	46	BSA	Sheridan BELL	Radical Prosport	13	50.32	6	2.28	87.72
9	10	BSB	Jack MIDDLETON	Radical Prosport	16	50.34	15	2.30	87.69
10	17	BSB	Bill HENDERSEN	Radical Prosport	17	51.19	16	3.15	86.23
11	33	BSB	Marcos BURNETT	Radical Clubsport	18	51.29	18	3.25	86.07
12	28	BSB	Andrew HARWOOD	Radical Clubsport	17	52.34	17	4.30	84.34
13	62	7A	Matt SHIRES	Radical Clubsport	18	53.00	7	4.96	83.84
14	2	7A	Ian THOMPSON	Caterham R400	18	53.16	14	5.12	83.34
15	37	7A	Ian BROWN	Caterham 7	16	53.33	5	5.29	82.77
16	12	BSB	Graham MILLER	Global GTi	18	53.40	13	4.36	84.24
17	25	BSA	Shawn MELLORES	Radical Clubsport	18	53.65	14	4.61	83.84
18	29	BSB	Christian RINGER	Radical Clubsport	18	53.00	7	4.96	83.29
19	15	BSB	Glyn MORRIS	T5 Mission	18	53.12	5	5.12	83.34
20	21	BSB	Kevin GOATER	Radical Clubsport	18	53.40	12	5.36	82.67
21	97	7A	Peter FRENCH	Kellorins Katoga	14	55.15	4	7.41	80.04
22	32	BSB	Paul LE MAITRE	Caterham R400	16	55.72	6	7.98	80.09
23	4	7B	Cliff MURPHY	ADR Sports 3	14	55.83	14	7.79	79.92
24	8	BSB	Mark FALCO	Caterham 7	15	56.62	15	8.58	77.96
25	44	7B	Peter DAVIES	ADR MK3	6	57.13	4	9.09	77.27
26	69	7A	Kevin WILLIAMS	Caterham Supersprint	14	58.09	13	10.05	75.99
27	27	BSA	Jean PARKER	Global Light	5	58.91	3	10.87	74.93
28	53	BSB	Verity BANKS	Global Light	7	1:00.86	2	12.82	72.53
				ADR 2	14	1:02.35	10	14.31	70.50

Not Seen

- 6 BSB Mark ABBOTT
- 9 BSA Dustin BARNES

\* No 11 & 32 no transponder signal detected. No 4 please remove 2s.

Weather / Track: Bright / Dry

Start Time: 10:40

Brands Hatch

19 May 07 10:57


Client of Course: 1108

Time Issued: \_\_\_\_\_

Chief Timekeeper: Terry Stevens

THESE RESULTS REMAIN PROVISIONAL FOR A MINIMUM OF 30 MINUTES FROM THE TIME OF ISSUE

Results produced on HS Sports Timing and Results Systems. Results online at www.750MC.co.uk



Bike-Sports & 7s

2nd Best Qualifying Times

Pos	No	CI	Name	Car	Time
1	1	BSA	Jonathan WRIGHT	Radical SR4	48.30
2	11	BSA	Paul TRAYHURN	Radical Prosport	48.34
3	3	BSA	Nigel PLACE	Speads Sports Car	48.61
4	24	BSA	Paul STEELE	Radical SR4	48.72
5	130	BSA	Jon-Paul VEY	Radical Prosport	49.23
6	95	BSB	Richard STABLES	Radical Prosport	49.56
7	30	BSA	Simon FORD	Radical Prosport	49.89
8	46	BSA	Sheridan BELL	Radical Prosport	50.42
9	10	BSB	Jack MIDDLETON	Radical Prosport	51.33
10	33	BSB	Marcos BURNETT	Radical Prosport	51.46
11	17	BSB	Bill HENDERSEN	Radical Prosport	51.65
12	62	7A	Matt SHIRES	Caterham R400	52.56
13	2	7A	Ian THOMPSON	Caterham C400	52.86
14	28	BSB	Andrew HARWOOD	Radical Clubsport	53.01
15	37	7A	Ian BROWN	Caterham 7	53.01
16	12	BSB	Graham MILLER	Global GTi	53.82
17	29	BSB	Christian RINGER	Radical Clubsport	53.89
18	25	BSA	Shawn MELLORES	Radical Clubsport	54.29
19	15	BSB	Glyn MORRIS	Kellorins Katoga	55.66
20	21	BSB	Kevin GOATER	T5 Mission	55.96
21	97	7A	Peter FRENCH	Caterham R400	56.38
22	32	BSB	Paul LE MAITRE	ADR Sports 3	57.14
23	4	7B	Cliff MURPHY	Caterham 7	57.46
24	8	BSB	Mark FALCO	ADR MK3	58.30
25	44	7B	Peter DAVIES	Caterham Supersprint	57.46
26	27	BSA	Jean PARKER	Global Light	58.42
27	69	7A	Kevin WILLIAMS	Caterham R400	1:01.18
28	53	BSB	Verity BANKS	ADR 2	1:01.68
					1:02.53

Client of Course: \_\_\_\_\_

Time Issued: \_\_\_\_\_

Chief Timekeeper: \_\_\_\_\_

19 May 07 11:01

THESE RESULTS REMAIN PROVISIONAL FOR A MINIMUM OF 30 MINUTES FROM THE TIME OF ISSUE

Results only qualify for race 9



## Kit Cars

### Provisional Qualifying Times - P6

Pl	No	Cl	Name	Car	Laps	Time on Lap	Behind	MPH	
1	71	KCA	Mark ALEXANDER-WILLIAMS	Sylva Phoenix	8	53.15	7	83.05	
2	11	KCB	Mark CONROY	Raw Striker	18	53.47	15	0.32	82.56
3	3	KCA	Gary GOODYEAR	Raw Striker	17	53.48	16	0.33	82.54
4	1	KCB	Andy HILEY	Taydec Mk2	17	53.55	10	0.40	82.43
5	8	KCB	Steve TAYLOR	Stuart Taylor Phoenix	17	53.75	14	0.60	82.13
6	31	KCB	Jim GOODWIN	Sylva Phoenix	17	53.99	13	0.84	81.76
7	60	KCA	Charles STERLING	Dax Rush	17	54.09	13	0.94	81.61
8	13	KCA	Paul BOYD	Sylva Striker	17	54.13	11	0.98	81.55
9	82	KCB	Rob JOHNSTON	Cyana MX500R	16	54.89	9	1.74	80.42
10	22	KCB	Stephen LANSLEY	Procomp La Gold 2006	17	55.05	16	1.90	80.19
11	75	KCA	Matthew LEWIS	MNR Vortex	9	55.19	4	2.04	79.98
12	86	KCB	Stephen BELL	Sylva Striker	17	55.36	8	2.21	79.74
13	90	KCB	Simon CHILDS	Sylva Phoenix	16	55.48	6	2.33	79.57
14	33	KCA	Stephen WARD	Raw Striker	16	55.51	15	2.36	79.52
15	23	KCB	Paul HARVEY	Stuart Taylor Phoenix	17	55.62	8	2.47	79.37
16	41	KCB	Darren SANSUM	Sylva Striker	17	55.74	12	2.59	79.19
17	20	KCB	Nigel BROWN	Sylva Phoenix	17	56.84	16	3.69	77.66
18	61	KCB	Anton LANDON	Westfield SE	17	56.86	10	3.71	77.63
19	62	KCA	Nic SCOTT	Sylva Striker Mk2	4	57.17	3	4.02	77.21
20	27	KCA	Dave ROBERTS	Sylva Striker	14	1:00.02	8	6.87	73.55
21	28	KCA	Natalie HARDY	Shawspeed SK1.6s	15	1:02.33	12	9.18	70.82

No 90 no transponder signal detected

Weather / Track: Bright / Dry

Start Time : 11:08

Brands Hatch

19 May 07 11:33

Clerk of Course : 	Time Issued :	Chief Timekeeper : Terry Stevens 
--	---------------	---

THESE RESULTS REMAIN PROVISIONAL FOR A MINIMUM OF 30 MINUTES FROM THE TIME OF ISSUE

Results produced on HS Sports Timing and Results Systems. Results online at [www.750MC.co.uk](http://www.750MC.co.uk)



## Hot Hatch & Allcomers

### Provisional Qualifying Times - P7

Pl	No	Cl	Name	Car	Laps	Time on Lap	Behind	MPH
1	24	AC	Paul STEELE	Radical SR4	18	48.65	5	90.74
2	95	AC	Richard STABLES	Radical Clubsport	9	49.87	8	88.52
3	17	AC	Bill HENDERSEN	Radical Prosport	17	51.28	16	86.08
4	2	AC	Ian THOMPSON	Caterham C400	16	51.80	5	85.22
5	21	AC	Peter RATCLIFF	Caterham R400	18	52.06	9	84.79
6	69	AC	Kevin WILLIAMS	Caterham R400	7	52.87	5	83.49
7	16	AC	Mark ABBOTT	Radical Clubsport	17	53.13	17	83.09
8	36	AC	Colin DUCE	Fisher Fury	17	53.94	11	81.84
9	3	AC	Colin CHAPMAN	Fisher Fury	11	53.95	11	81.82
10	5	AC	Tim HOVERD	Fisher Fury	17	54.22	8	81.41
11	4	AC	Derek JONES	Fisher Fury	16	54.34	3	81.24
12	8	AC	Paul ROGERS	Stuart Taylor Phoenix	17	54.43	17	81.10
13	33	AC	Alastair BOULTON	Stuart Taylor Phoenix	17	54.63	14	80.80
14	7	AC	Peter FRENCH	Caterham R400	16	55.04	7	80.20
15	6	HHA	Andy ROBINSON	Peugeot 306	17	55.43	9	79.64
16	65	HHA	Ilsa COX	Peugeot 206 GTi	17	55.85	16	79.04
17	63	HHA	Brian COX	Peugeot 206 GTi	17	55.86	7	79.02
18	25	HHA	Julian LONG	Peugeot 306 GTi	17	55.92	15	78.94
19	97	HHB	Andy McLENNAN	Suzuki Swift GTi	16	56.19	15	78.56
20	31	HHB	Lewis WILLIAMS	Ford Fiesta XR2	16	56.59	7	78.01
21	88	AC	Richard WISE	Raw Striker 2007	16	57.18	15	77.20
22	44	AC	Peter DAVIES	Caterham Supersprint	16	57.24	16	77.12
23	50	HHA	Ian LAUGHTON	Ford Escort RS2000	3	57.31	3	77.03
24	45	HHB	Paul WEST	Peugeot 106 GTi	11	57.69	5	76.52
25	67	HHA	Dominic JACKSON	Honda Civic	15	57.89	15	76.25
26	9	HHA	Mike WEBB	Ford Focus ST170	2	58.22	2	75.82
27	77	AC	Andy PHILPOTTS	Ford Fiesta XR2i	14	1:01.77	4	71.46
28	78	AC	Richard PEARSON	Locost	15	1:02.69	6	70.42
29	61	AC	Michael COX	Ford Fiesta XR2	14	1:03.13	7	69.92
30	23	AC	Robert MIDDLETON	Locost	14	1:03.40	14	69.63
31	188	AC	Neil WALSH	Ford Fiesta XR2	14	1:04.56	2	68.38
32	118	AC	Dan KITCHENER	Ford Fiesta XR2	13	1:06.59	9	66.29

Weather / Track: Bright/Dry

Start Time : 11:38

Brands Hatch

19 May 07 11:55

Clerk of Course :  12.14	Time Issued :	Chief Timekeeper : Terry Stevens 
--	---------------	---

THESE RESULTS REMAIN PROVISIONAL FOR A MINIMUM OF 30 MINUTES FROM THE TIME OF ISSUE

Results produced on HS Sports Timing and Results Systems. Results online at [www.750MC.co.uk](http://www.750MC.co.uk)



## SAXMAX

### Provisional Qualifying Times - P8

PI	No	CI	Name	Car	Laps	Time on Lap	Behind	MPH	
1	5	SAX	Jake FARNDON	Citroen Saxo VTR	15	1:01.04	10	72.32	
2	99	SAX	Chrissy PALMER	Citroen Saxo VTR	15	1:01.34	7	0.30	71.96
3	25	SAX	James COLBURN	Citroen Saxo VTR	14	1:01.36	4	0.32	71.94
4	34	SAX	Joe FERGUSON	Citroen Saxo VTR	13	1:01.43	6	0.39	71.86
5	7	SAX	Leyton CLARKE	Citroen Saxo VTR	12	1:01.48	8	0.44	71.80
6	22	SAX	Sam SCHOFIELD	Citroen Saxo VTR	13	1:01.56	4	0.52	71.71
7	4	SAX	Andrew TIBBS	Citroen Saxo VTR	13	1:01.60	4	0.56	71.66
8	8	SAX	Tommy DAVISON	Citroen Saxo VTR	14	1:01.62	5	0.58	71.64
9	24	SAX	James ROOKER-EDWARDS	Citroen Saxo VTR	15	1:01.79	8	0.75	71.44
10	66	SAX	Dominic PETTIT	Citroen Saxo VTR	14	1:02.05	5	1.01	71.14
11	9	SAX	Sam WALMSLEY	Citroen Saxo VTR	13	1:02.09	9	1.05	71.10
12	21	SAX	Josh COOK	Citroen Saxo VTR	9	1:02.13	3	1.09	71.05
13	27	SAX	Aaron WILLIAMSON	Citroen Saxo VTR	8	1:02.15	8	1.11	71.03
14	6	SAX	Cassey WATSON	Citroen Saxo VTR	13	1:02.21	7	1.17	70.96
15	44	SAX	Abbie EATON	Citroen Saxo VTR	13	1:02.30	7	1.26	70.86
16	26	SAX	Henry PICKERING	Citroen Saxo VTR	13	1:02.55	11	1.51	70.57
17	77	SAX	Declan ARMSTRONG	Citroen Saxo VTR	13	1:02.57	6	1.53	70.55
18	39	SAX	Joe GRINSELL	Citroen Saxo VTR	13	1:02.65	5	1.61	70.46
19	19	SAX	Matthew VENN	Citroen Saxo VTR	10	1:02.78	10	1.74	70.31
20	30	SAX	Josh BENSON	Citroen Saxo VTR	8	1:03.07	8	2.03	69.99
21	45	SAX	David RATCLIFF	Citroen Saxo VTR	10	1:03.49	6	2.45	69.53
22	29	SAX	Patrick FLETCHER	Citroen Saxo VTR	2	1:04.32	2	3.28	68.63
23	23	SAX	Jamie BROWN	Citroen Saxo VTR	12	1:04.34	7	3.30	68.61
24	31	SAX	Matthew WELLER	Citroen Saxo VTR	9	1:06.84	5	5.80	66.04
25	18	SAX	Nina Jo ATKINSON	Citroen Saxo VTR	8	1:21.25	6	20.21	54.33

Weather / Track: Bright/Dry

Start Time : 12:01

Brands Hatch

19 May 07 12:25

Clerk of Course :  12.43	Time Issued :	Chief Timekeeper : Ferry Stevens 
--	---------------	---

THESE RESULTS REMAIN PROVISIONAL FOR A MINIMUM OF 30 MINUTES FROM THE TIME OF ISSUE

Results produced on HS Sports Timing and Results Systems. Results online at [www.750MC.co.uk](http://www.750MC.co.uk)





## Locost

### Combined Qualifying Times

Pos	No	Cl	Name	Car	Session	Laps	Best on Lap	Mph
1	1	LC	Declan McDONNELL	Locost	A	12	58.82	11 75.05
2	5	LC	Adam WHITE	Locost	A	15	58.99	8 74.83
3	9	LC	Alastair GARRATT	Locost	A	15	58.99	13 74.83
4	11	LC	Richard JENKINS	Locost	A	15	59.16	15 74.62
5	47	LC	Robert PALIN	Locost	A	15	59.41	6 74.30
6	83	LC	Paul PRESGRAVES	Locost	A	14	59.42	12 74.29
7	28	LC	David BLACK	Locost	B	15	59.59	5 74.08
8	10	LC	David BARTHOLOMEW	Locost	A	14	59.64	12 74.02
9	31	LC	Samir ABID	Locost	A	9	59.67	8 73.98
10	8	LC	Nick LEAR	Locost	A	15	59.74	14 73.89
11	13	LC	Matt CHERRINGTON	Locost	B	10	59.81	5 73.81
12	6	LC	Aaron BAILEY	Locost	B	15	59.83	10 73.78
13	22	LC	Rob FITTER	Locost	A	14	59.86	7 73.74
14	43	LC	Simon WOOD	Locost	B	15	59.86	9 73.74
15	36	LC	Mark GLOVER	Locost	B	15	59.88	6 73.72
16	74	LC	Garry BRANDON	Locost	A	9	1:00.21	7 73.32
17	95	LC	Steve KIRBY	Locost	B	15	1:00.33	6 73.17
18	69	LC	Spencer LYON	Locost	B	15	1:00.35	13 73.15
19	30	LC	Lynfel OWEN	Locost	B	15	1:00.65	14 72.78
20	53	LC	Mark GOGLE	Locost	A	14	1:00.67	14 72.76
21	25	LC	Karen SHEPHERD	Locost	A	15	1:00.69	12 72.74
22	71	LC	Victoria PICKLES	Locost	B	15	1:00.79	4 72.62
23	81	LC	James KMIECIAK	Locost	A	13	1:00.87	11 72.52
24	77	LC	James PINKERTON	Locost	A	15	1:00.98	13 72.39
25	73	LC	Mark WHITE	Locost	B	15	1:01.17	5 72.16
26	39	LC	Steve EVANS	Locost	B	14	1:01.39	6 71.91
27	54	LC	David MORROW	Locost	A	15	1:01.72	12 71.52
28	67	LC	Ernie GUSHLOW	Locost	A	8	1:02.04	3 71.15
29	78	LC	Richard PEARSON	Locost	A	15	1:02.04	6 71.15
30	23	LC	Robert MIDDLETON	Locost	B	14	1:02.39	13 70.75
31	42	LC	Kelvin FOY	Locost	B	14	1:02.41	11 70.73
32	29	LC	Kit LAWSON	Locost	B	14	1:02.71	12 70.39
33	48	LC	David HILTON	Locost	B	14	1:03.64	10 69.36
34	51	LC	Alastair ECCLESFIELD	Locost	A	13	1:03.76	12 69.23
35	32	LC	Chris SHEERIN	Locost	B	14	1:04.71	9 68.22
36	62	LC	Suzanne COOMBER	Locost	B	14	1:04.95	9 67.96
37	37	LC	Robert SIBBONS	Locost	B	6	1:05.53	5 67.36
38	40	LC	Antony CHILDE-FREEMAN	Locost	A	13	1:05.70	13 67.19
39	65	LC	Sean GRAHAM	Locost	B	13	1:06.43	10 66.45


Brands Hatch

20 May 07 11:17

Clerk of Course :  11.24	Time Issued :	Chief Timekeeper : 
---	---------------	---

THESE RESULTS REMAIN PROVISIONAL FOR A MINIMUM OF 30 MINUTES FROM THE TIME OF ISSUE

Results produced on HS Sports Timing and Results Systems. Results online at [www.750MC.co.uk](http://www.750MC.co.uk)



## Sports Racing & GT

### Provisional Qualifying Times - P11

PI	No	CI	Name	Car	Laps	Time on Lap	Behind	MPH
1	32	SRB	Andrew WEBB	Crossle 9S	17	52.21	17	84.55
2	37	SRB	Mike WALKER	Crossle 9S	17	53.45	17	82.59
3	35	SRA	John DICKSON	RAM Cobra	14	54.51	11	80.98
4	80	SRB	Garry WILSON	Crossle 9S	15	54.55	7	80.92
5	0	SRA	Mark JORDAN	RAM Cobra	10	54.83	7	80.51
6	11	SRB	Ken CULVERWELL	Mamba C23R	16	54.92	9	80.38
7	3	SRB	Nick LEDGER	Crossle 9S	16	55.38	16	79.71
8	26	SRA	Clinton DORRELL	Cobra GD 427	3	55.55	3	79.47
9	55	SRD	Matt DIGBY	Ginetta G27	15	56.30	14	78.41
10	71	SRB	Andrew TODD	Crossle 9S	15	56.46	15	78.18
11	21	SRC	Roberto GIORDANELLI	lotus 26R	16	56.64	13	77.94
12	59	SRC	Richard ABELS	Jaguar E Type	16	57.30	9	77.04
13	81	SRC	Tim FALCE	Jaguar D Type	15	57.98	11	76.14
14	58	SRC	Jerry KNIGHT	Jaguar D Type Replica	13	58.92	12	74.92
15	89	SRI	Richard HOBDEN	Jaguar D Type Replica	14	1:02.64	5	70.47
16	48	SRC	Phil FROUD	Ford GTD40	2	1:06.46	2	66.42

No 80 - no transponder signal detected

### 2nd Best Qualifying Times

Pos	No	CI	Name	Car	Time
1	32	SRB	Andrew WEBB	Crossle 9S	52.22
2	37	SRB	Mike WALKER	Crossle 9S	53.65
3	80	SRB	Garry WILSON	Crossle 9S	54.55
4	35	SRA	John DICKSON	RAM Cobra	54.62
5	0	SRA	Mark JORDAN	RAM Cobra	54.99
6	11	SRB	Ken CULVERWELL	Mamba C23R	55.11
7	3	SRB	Nick LEDGER	Crossle 9S	55.45
8	55	SRD	Matt DIGBY	Ginetta G27	56.58
9	26	SRA	Clinton DORRELL	Cobra GD 427	56.61
10	21	SRC	Roberto GIORDANELLI	lotus 26R	56.94
11	71	SRB	Andrew TODD	Crossle 9S	57.06
12	59	SRC	Richard ABELS	Jaguar E Type	57.40
13	81	SRC	Tim FALCE	Jaguar D Type	58.10
14	58	SRC	Jerry KNIGHT	Jaguar D Type Replica	59.17
15	89	SRI	Richard HOBDEN	Jaguar D Type Replica	1:04.02
16	48	SRC	Phil FROUD	Ford GTD40	1:46.31





## 750 Formula

### Provisional Qualifying Times - P12

Pl	No	Cl	Name	Car	Laps	Time on Lap	Behind	MPH
1	3	F7	Mick HARRIS	Darvi 877	16	53.89	15	81.91
2	1	F7	Peter BOVE	Darvi P-88	17	54.17	17	81.49
3	55	F7	Roger ROWE	Centaur Mk20	16	54.58	16	80.88
4	2	F7	Bob SIMPSON	SS/F	16	54.75	9	80.63
5	33	F7B	Stuart CLEEVELY	Darvi Mk5	15	55.05	15	80.19
6	4	F7	Antony RAINE	Centaur Mk16	16	55.43	9	79.64
7	15	F7	Chris GOUGH	CGR2	10	55.61	9	79.38
8	6	F7	Dave ROBSON	SDAR/83	16	55.82	14	79.08
9	5	F7	Martin KEMP	Darvi Mk6	13	56.37	7	78.31
10	8	F7	Ian ALLEN	ADR	15	56.48	9	78.16
11	9	F7B	Bill RUTTER	Darvi Mk5B	15	56.66	9	77.91
12	7	F7	Rodney HILL	Mystic T4/21	16	56.77	7	77.76
13	27	F7B	Sue BUXTON	Darvi 5/97	15	56.90	15	77.58
14	14	F7B	Paul COLLINS	Darvi Mk5	15	58.66	7	75.25
15	34	F7B	David HEAVER	TSR Ingham	12	58.84	8	75.02
16	13	F7B	Andrew LAKE	Phoenix	9	58.98	8	74.84
17	77	F7B	Dick HARTLE	Tristesse Mk7	15	59.06	13	74.74
18	23	F7B	Chris ISAACS	Snipe	15	59.17	10	74.60
19	49	F7B	Nigel SAUNDERS	TSR Jennicar	7	1:02.85	6	70.24
20	44	F7B	David BASS	Time 3B	10	1:03.25	9	69.79
21	28	F7B	Andrew DAVEY	Tristesse Mk6	10	1:03.82	4	69.17
22	37	F7B	Tony BRAZIER	BFS	13	1:05.70	12	67.19

#### Not-Seen

76 F7B John PAGET

Time IV

Weather / Track: Bright / Dry

Start Time : 11:08

Brands Hatch

20 May 07 11:25

Clerk of Course :  11.67	Time Issued :	Chief Timekeeper : Terry Stevens 
--	---------------	---

THESE RESULTS REMAIN PROVISIONAL FOR A MINIMUM OF 30 MINUTES FROM THE TIME OF ISSUE

Results produced on HS Sports Timing and Results Systems. Results online at [www.750MC.co.uk](http://www.750MC.co.uk)



## SAXMAX

### Provisional Qualifying Times - P13

Pl	No	Cl	Name	Car	Laps	Time on Lap	Behind	MPH
1	99	SAX	Chrissy PALMER	Citroen Saxo VTR	15	1:00.80	13	72.60
2	5	SAX	Jake FARNDON	Citroen Saxo VTR	15	1:00.85	9	72.54
3	25	SAX	James COLBURN	Citroen Saxo VTR	13	1:00.86	5	72.53
4	34	SAX	Joe FERGUSON	Citroen Saxo VTR	13	1:00.98	12	72.39
5	7	SAX	Leyton CLARKE	Citroen Saxo VTR	12	1:01.09	8	72.26
6	29	SAX	Patrick FLETCHER	Citroen Saxo VTR	14	1:01.14	14	72.20
7	22	SAX	Sam SCHOFIELD	Citroen Saxo VTR	14	1:01.16	9	72.18
8	27	SAX	Aaron WILLIAMSON	Citroen Saxo VTR	13	1:01.38	12	71.92
9	4	SAX	Andrew TIBBS	Citroen Saxo VTR	14	1:01.39	8	71.91
10	24	SAX	James ROOKER-EDWARDS	Citroen Saxo VTR	14	1:01.51	12	71.77
11	21	SAX	Josh COOK	Citroen Saxo VTR	13	1:01.56	12	71.71
12	6	SAX	Cassey WATSON	Citroen Saxo VTR	15	1:01.57	7	71.70
13	8	SAX	Tommy DAVISON	Citroen Saxo VTR	15	1:01.58	12	71.68
14	9	SAX	Sam WALMSLEY	Citroen Saxo VTR	15	1:01.67	8	71.58
15	66	SAX	Dominic PETTIT	Citroen Saxo VTR	14	1:01.77	13	71.46
16	39	SAX	Joe GRINSELL	Citroen Saxo VTR	13	1:02.24	9	70.92
17	44	SAX	Abbie EATON	Citroen Saxo VTR	15	1:02.33	12	70.82
18	45	SAX	David RATCLIFF	Citroen Saxo VTR	14	1:02.45	7	70.69
19	26	SAX	Henry PICKERING	Citroen Saxo VTR	14	1:02.45	11	70.69
20	77	SAX	Declan ARMSTRONG	Citroen Saxo VTR	13	1:02.71	13	70.39
21	19	SAX	Matthew VENN	Citroen Saxo VTR	14	1:02.76	14	70.34
22	30	SAX	Josh BENSON	Citroen Saxo VTR	14	1:02.90	12	70.18
23	23	SAX	Jamie BROWN	Citroen Saxo VTR	14	1:03.95	14	69.03
24	31	SAX	Matthew WELLER	Citroen Saxo VTR	10	1:06.28	7	66.60
25	18	SAX	Nina Jo ATKINSON	Citroen Saxo VTR	7	1:30.03	7	49.03

Weather / Track:

Start Time : 11:28

Brands Hatch

20 May 07 11:45

Clerk of Course : 	Time Issued :	Chief Timekeeper : Terry Stevens 
--	---------------	---

THESE RESULTS REMAIN PROVISIONAL FOR A MINIMUM OF 30 MINUTES FROM THE TIME OF ISSUE

Results produced on HS Sports Timing and Results Systems. Results online at [www.750MC.co.uk](http://www.750MC.co.uk)



RGB

## Provisional Qualifying Times - P14

Pl	No	CI	Name	Car	Laps	Time on Lap	Behind	MPH	
1	52	BEA	Rob BALDWIN	BDN S2	17	51.20	14	86.22	
2	75	BEA	Gordon GRIFFIN	T5 Mission	16	51.33	11	0.13	86.00
3	4	BEC	Derek JONES	Fisher Fury	16	52.64	9	1.44	83.86
4	15	BEA	James JOHNSON	Fisher Fury	16	52.68	15	1.48	83.79
5	9	BEC	John CUTMORE	Westfield Megablade	17	53.00	13	1.80	83.29
6	6	BEC	Mike FIELD	Fisher Fury	16	53.08	15	1.88	83.16
7	12	BEC	Mike ATKINSON	Stuart Taylor Phasar	16	53.12	14	1.92	83.10
8	34	BEB	Colin DUCE	Fisher Fury	16	53.41	7	2.21	82.65
9	99	BEA	Steve ROBINSON	Genesis RR06	16	53.52	12	2.32	82.48
10	8	BEB	Paul ROGERS	Stuart Taylor Phoenix	16	53.65	15	2.45	82.28
11	14	BEA	Doug CARTER	Genesis Evo	16	53.79	12	2.59	82.07
12	3	BEC	John GOODWIN	Stuart Taylor Phoenix	10	53.83	7	2.63	82.00
13	13	BEC	David WALE	Fisher Fury Fireblade	16	53.92	16	2.72	81.87
14	33	BEC	Alastair BOULTON	Stuart Taylor Phoenix	16	54.00	11	2.80	81.75
15	50	BEC	Tim HOVERD	Fisher Fury	16	54.07	13	2.87	81.64
16	* 39	BEC	Marc NORTON	MNR Vortex	14	54.15	12	2.95	81.52
17	16	BEC	Matt ROWE	Fisher Fury	16	54.18	13	2.98	81.48
18	69	BEC	Jonathan THACKRAY	Fisher Fury	16	54.24	11	3.04	81.38
19	31	BEC	Chris ANSETT	Westfield Megablade	14	54.52	8	3.32	80.97
20	35	BEA	James WALKER	Westfield Megabusa	16	54.63	9	3.43	80.80
21	63	BEC	Colin CHAPMAN	Fisher Fury	14	55.04	10	3.84	80.20
22	28	BEA	Julius BATES	Aeon Blaze	15	55.27	7	4.07	79.87
23	27	BEC	Robert GRANT	Raw Striker	16	55.31	10	4.11	79.81
24	21	BEC	Aaron WRIGHT	Fisher Fury	16	55.38	12	4.18	79.71
25	41	BEB	Neil CONSTABLE-BERRY	Fisher Fury	15	55.82	10	4.62	79.08
26	88	BEC	Richard WISE	Raw Striker 2007	15	56.08	10	4.88	78.71
27	44	BEC	Judi DERISLEY	Fisher Fury	14	58.72	12	7.52	75.18
28	68	BEB	Adrian MOORE	Pell Genesis Evo	6	59.39	4	8.19	74.33

### Not-Seen

2 BEC Tim GRAY Stuart Taylor Phoenix  
59 BEC Pete ROPE STM Phoenix



\* No 39 - poor transponder signal, only detected on one lap - please improve location

Weather / Track: Bright / Dry

Start Time : 11:50

Brands Hatch

20 May 07 12:06

Clerk of Course :  12:09	Time Issued :	Chief Timekeeper : Terry Stevens 
--	---------------	---

THESE RESULTS REMAIN PROVISIONAL FOR A MINIMUM OF 30 MINUTES FROM THE TIME OF ISSUE

Results produced on HS Sports Timing and Results Systems. Results online at [www.750MC.co.uk](http://www.750MC.co.uk)

# RACE GRID

## Demon Tweeks / Yokohama Stock Hatch Championship

### Race 1 - Heat

ROW 16	<b>36</b> 01:59.620 Andy BARNETT	<b>115</b> Subject to qual Bob TILLING
ROW 15	<b>45</b> 01:06.150 Bob FOSSEY	<b>103</b> 01:12.540 Stuart HERRIOTT
ROW 14	<b>106</b> 01:04.590 Kieran FORINTON	<b>88</b> 01:04.730 Neil WALSH
ROW 13	<b>92</b> 01:04.080 Bill BROWN	<b>30</b> 01:04.140 Matt DENNIS
ROW 12	<b>59</b> 01:03.740 Geoff BLUFF	<b>62</b> 01:04.040 Richard GIBSON
ROW 11	<b>76</b> 01:03.350 Ashley COLLINS	<b>107</b> 01:03.640 Darren BARDEN
ROW 10	<b>37</b> 01:02.830 Keith MORGAN	<b>61</b> 01:03.140 Michael COX
ROW 9	<b>122</b> 01:02.810 Oliver DAVIES	<b>26</b> 01:02.810 Alan EASON
ROW 8	<b>118</b> 01:02.700 Dan KITCHENER	<b>79</b> 01:02.710 Bill PARIERA
ROW 7	<b>90</b> 01:02.560 Matt BLOXHAM	<b>94</b> 01:02.600 Kev HUTTON
ROW 6	<b>32</b> 01:02.460 Nigel HUNT	<b>67</b> 01:02.510 Tom MOLYNEUX
ROW 5	<b>58</b> 01:02.280 Jason NIND	<b>25</b> 01:02.460 Richard DIXON
ROW 4	<b>38</b> 01:02.210 Darren GAY	<b>29</b> 01:02.240 Stewart NIND
ROW 3	<b>63</b> 01:02.080 Geoff PENNINGTON	<b>78</b> 01:02.100 Paul CONNELL
ROW 2	<b>50</b> 01:01.910 Andy MUGGERIDGE	<b>57</b> 01:01.930 Tony TAYLOR
ROW 1	<b>60</b> 01:01.580 Tim MIZEN	<b>109</b> 01:01.820 Amy BARKER

POLE

# RACE GRID

## 750 Motor Club Formula 4 Championship

### Race 2

**49** Ferris COWPER 00:53.940

**56** Bryn TOOTELL 00:53.440

**34** Jennifer SCOTT 00:52.610

**28** David LONGSTAFF 00:51.710

**71** Matthew WOOD 00:50.530

**23** Jonathan WESTON-TAYL 00:50.170

**6** Malcolm SCOTT 00:49.230

**29** Chris TIMMS 00:49.060

**9** Chris KITE 00:48.370

**21** Clive YORATH 00:53.580

**16** Simon EMMERSON 00:52.990

**42** Richard HYPHER 00:52.140

**22** Michael WEBBER 00:51.580

**38** Gavin HALLS 00:50.500

**99** Charles ADRIAN 00:50.050

**76** Miguel PINTO-COELHO 00:49.230

**77** Steve SAVAGE 00:48.490

**POLE**

# RACE GRID

## 750MC Bike-Sports Series & 750MC 7 Challenge

### Race 3

ROW 14	<b>27</b> 01:00.860 Jean PARKER	<b>53</b> 01:02.350 Verity BANKS
ROW 13	<b>44</b> 00:58.090 Peter DAVIES	<b>69</b> 00:58.910 Kevin WILLIAMS
ROW 12	<b>4</b> 00:56.620 Cliff MURPHY	<b>8</b> 00:57.130 Mark FALCO
ROW 11	<b>97</b> 00:55.720 Peter FRENCH	<b>32</b> 00:55.830 Paul LE MAITRE
ROW 10	<b>15</b> 00:55.120 Glyn MORRIS	<b>21</b> 00:55.150 Kevin GOATER
ROW 9	<b>25</b> 00:53.330 Shaun MELLORS	<b>29</b> 00:53.400 Christian RINGER
ROW 8	<b>37</b> 00:53.000 Ian BROWN	<b>12</b> 00:53.160 Graham MILLER
ROW 7	<b>62</b> 00:52.400 Matt SHIRES	<b>2</b> 00:52.650 Ian THOMPSON
ROW 6	<b>33</b> 00:51.290 Marcos BURNETT	<b>28</b> 00:52.340 Andrew HARWOOD
ROW 5	<b>10</b> 00:50.340 Jack MIDDLETON	<b>17</b> 00:51.190 Bill HENDERSEN
ROW 4	<b>30</b> 00:49.880 Simon FORD	<b>46</b> 00:50.320 Sheridan BELL
ROW 3	<b>130</b> 00:49.230 Jon-Paul IVEY	<b>95</b> 00:49.420 Richard STABLES
ROW 2	<b>24</b> 00:48.460 Paul STEELE	<b>3</b> 00:48.580 Nigel PLACE
ROW 1	<b>11</b> 00:48.040 Paul TRAYHURN	<b>1</b> 00:48.060 Jonathan WRIGHT


POLE

# RACE GRID

## 750 Motor Club SAXMAX Champonship

### Race 4

ROW 14			
ROW 13	<b>18</b> 01:21.250 Nina Jo ATKINSON		
ROW 12		<b>23</b> 01:04.340 Jamie BROWN	<b>31</b> 01:06.840 Matthew WELLER
ROW 11	<b>45</b> 01:03.490 David RATCLIFF		<b>29</b> 01:04.320 Patrick FLETCHER
ROW 10		<b>19</b> 01:02.780 Matthew VENN	<b>30</b> 01:03.070 Josh BENSON
ROW 9	<b>77</b> 01:02.570 Declan ARMSTRONG		<b>39</b> 01:02.650 Joe GRINSELL
ROW 8		<b>44</b> 01:02.300 Abbie EATON	<b>26</b> 01:02.550 Henry PICKERING
ROW 7	<b>27</b> 01:02.150 Aaron WILLIAMSON		<b>6</b> 01:02.210 Cassey WATSON
ROW 6		<b>9</b> 01:02.090 Sam WALMSLEY	<b>21</b> 01:02.130 Josh COOK
ROW 5	<b>24</b> 01:01.790 James ROOKER-EDWAR		<b>66</b> 01:02.050 Dominic PETTIT
ROW 4		<b>4</b> 01:01.600 Andrew TIBBS	<b>8</b> 01:01.620 Tommy DAVISON
ROW 3	<b>7</b> 01:01.480 Leyton CLARKE		<b>22</b> 01:01.560 Sam SCHOFIELD
ROW 2		<b>25</b> 01:01.360 James COLBURN	<b>34</b> 01:01.430 Joe FERGUSON
ROW 1	<b>5</b> 01:01.040 Jake FARNDON		<b>99</b> 01:01.340 Chrissy PALMER
<b>POLE</b>			



# RACE GRID

## Demon Tweeks / Yokohama Stock Hatch Championship

### Race 5 - Final

ROW 16	<b>50</b> Andy MUGGERIDGE	<b>63</b> Geoff PENNINGTON
ROW 15	<b>57</b> Tony TAYLOR	<b>78</b> Paul CONNELL
ROW 14	<b>27</b> Craig EMMERSON	<b>60</b> Tim MIZEN
ROW 13	<b>40</b> Adam CAST	<b>4</b> Pete MORGAN
ROW 12	<b>55</b> Derek ROZIER	<b>70</b> Pat GROVE
ROW 11	<b>77</b> Andy PHILPOTTS	<b>19</b> Matt WILKINS
ROW 10	<b>81</b> Iain CLARK	<b>7</b> Jeff HUMPHRIES
ROW 9	<b>14</b> JJ VANNIER	<b>42</b> Lee SCOTT
ROW 8	<b>82</b> Matthew FOLEY	<b>22</b> Paul BISHOP
ROW 7	<b>5</b> Simon HOWARD	<b>13</b> James MARSHALL
ROW 6	<b>9</b> Matt ROZIER	<b>41</b> Martin WARD
ROW 5	<b>21</b> Carl SWAN	<b>84</b> William HORNSEY
ROW 4	<b>3</b> Simon HUNT	<b>74</b> Chris CODY
ROW 3	<b>20</b> Terry ROUGHTON	<b>15</b> Darren WILSON
ROW 2	<b>1</b> Maurice HAYDEN	<b>16</b> Liam McMILLAN
ROW 1	<b>8</b> Alex DEW	<b>24</b> Ryan BENSLEY

POLE

Reserves in order: 67, 29, 38, 88, 61, 26, 25, 76, 122, 94, 92, 118, 109, 107, 106



# RACE GRID

## 750 Motor Club Kit Car Championship

### Race 6

ROW 12			
ROW 11	<b>28</b> 01:02.330 Natalie HARDY		
ROW 10		<b>62</b> 00:57.170 Nic SCOTT	<b>27</b> 01:00.020 Dave ROBERTS
ROW 9	<b>20</b> 00:56.840 Nigel BROWN		<b>61</b> 00:56.860 Anton LANDON
ROW 8		<b>23</b> 00:55.620 Paul HARVEY	<b>41</b> 00:55.740 Darren SANSUM
ROW 7	<b>90</b> 00:55.480 Simon CHILDS		<b>33</b> 00:55.510 Stephen WARD
ROW 6		<b>75</b> 00:55.190 Matthew LEWIS	<b>86</b> 00:55.360 Stephen BELL
ROW 5	<b>82</b> 00:54.890 Rob JOHNSTON		<b>22</b> 00:55.050 Stephen LANSLEY
ROW 4		<b>60</b> 00:54.090 Charles STERLING	<b>13</b> 00:54.130 Paul BOYD
ROW 3	<b>8</b> 00:53.750 Steve TAYLOR		<b>31</b> 00:53.990 Jim GOODWIN
ROW 2		<b>3</b> 00:53.480 Gary GOODYEAR	<b>1</b> 00:53.550 Andy HILEY
ROW 1	<b>71</b> 00:53.150 Mark ALEXANDER-WILLI		<b>11</b> 00:53.470 Mark CONROY

POLE

# RACE GRID

## Demon Tweeks / Yokohama Hot Hatch + Allcomers

### Race 7

ROW 16	<b>188</b> 01:04.560 Neil WALSH	<b>118</b> 01:06.590 Dan KITCHENER
ROW 15	<b>61</b> 01:03.130 Michael COX	<b>23</b> 01:03.400 Robert MIDDLETON
ROW 14	<b>77</b> 01:01.770 Andy PHILPOTTS	<b>78</b> 01:02.690 Richard PEARSON
ROW 13	<b>67</b> 00:57.890 Dominic JACKSON	<b>9</b> 00:58.220 Mike WEBB
ROW 12	<b>50</b> 00:57.310 Ian LAUGHTON	<b>45</b> 00:57.690 Paul WEST
ROW 11	<b>88</b> 00:57.180 Richard WISE	<b>44</b> 00:57.240 Peter DAVIES
ROW 10	<b>97</b> 00:56.190 Andy McLENNAN	<b>31</b> 00:56.590 Lewis WILLIAMS
ROW 9	<b>63</b> 00:55.860 Brian COX	<b>25</b> 00:55.920 Julian LONG
ROW 8	<b>6</b> 00:55.430 Andy ROBINSON	<b>65</b> 00:55.850 Ilsa COX
ROW 7	<b>33</b> 00:54.630 Alastair BOULTON	<b>7</b> 00:55.040 Peter FRENCH
ROW 6	<b>4</b> 00:54.340 Derek JONES	<b>8</b> 00:54.430 Paul ROGERS
ROW 5	<b>3</b> 00:53.950 Colin CHAPMAN	<b>5</b> 00:54.220 Tim HOVERD
ROW 4	<b>16</b> 00:53.130 Mark ABBOTT	<b>36</b> 00:53.940 Colin DUCE
ROW 3	<b>21</b> 00:52.060 Peter RATCLIFF	<b>69</b> 00:52.870 Kevin WILLIAMS
ROW 2	<b>17</b> 00:51.280 Bill HENDERSEN	<b>2</b> 00:51.800 Ian THOMPSON
ROW 1	<b>24</b> 00:48.650 Paul STEELE	<b>95</b> 00:49.870 Richard STABLES
<b>POLE</b>		



# RACE GRID

## 750 Motor Club Formula 4 Championship

### Race 8

**49** Ferris COWPER 00:54.300

**56** Bryn TOOTELL 00:53.640

**34** Jennifer SCOTT 00:52.660

**22** Michael WEBBER 00:51.830

**38** Gavin HALLS 00:50.700

**99** Charles ADRIAN 00:50.500

**76** Miguel PINTO-COELHO 00:49.440

**29** Chris TIMMS 00:49.210

**77** Steve SAVAGE 00:48.750

**21** Clive YORATH 00:53.700

**16** Simon EMMERSON 00:53.070

**42** Richard HYPHER 00:52.150

**28** David LONGSTAFF 00:51.750

**71** Matthew WOOD 00:50.660

**23** Jonathan WESTON-TAYL 00:50.220

**6** Malcolm SCOTT 00:49.380

**9** Chris KITE 00:48.930

**POLE**

# RACE GRID

## 750 Motor Club Bike-Sports Series

### Race 9

ROW 12			
ROW 11	<b>53</b> 01:02.530 Verity BANKS		
ROW 10		<b>8</b> 00:58.380 Mark FALCO	<b>27</b> 01:01.180 Jean PARKER
ROW 9	<b>15</b> 00:55.960 Glyn MORRIS		<b>32</b> 00:57.140 Paul LE MAITRE
ROW 8		<b>25</b> 00:54.290 Shaun MELLORS	<b>21</b> 00:55.660 Kevin GOATER
ROW 7	<b>12</b> 00:53.620 Graham MILLER		<b>29</b> 00:53.890 Christian RINGER
ROW 6		<b>17</b> 00:51.650 Bill HENDERSEN	<b>28</b> 00:52.860 Andrew HARWOOD
ROW 5	<b>10</b> 00:51.330 Jack MIDDLETON		<b>33</b> 00:51.460 Marcos BURNETT
ROW 4		<b>30</b> 00:49.890 Simon FORD	<b>46</b> 00:50.420 Sheridan BELL
ROW 3	<b>130</b> 00:49.250 Jon-Paul IVEY		<b>95</b> 00:49.560 Richard STABLES
ROW 2		<b>3</b> 00:48.610 Nigel PLACE	<b>24</b> 00:48.720 Paul STEELE
ROW 1	<b>1</b> 00:48.300 Jonathan WRIGHT		<b>11</b> 00:48.340 Paul TRAYHURN

POLE

# RACE GRID

## 750 Motor Club Locost Championship

### Race 10 - Heat

ROW 16		<b>40</b> 01:05.700 Antony CHILDE-FREEMA		<b>65</b> 01:06.430 Sean GRAHAM	
ROW 15	<b>62</b> 01:04.950 Suzanne COOMBER		<b>37</b> 01:05.530 Robert SIBBONS		
ROW 14		<b>51</b> 01:03.760 Alastair ECCLESFIELD		<b>32</b> 01:04.710 Chris SHEERIN	
ROW 13	<b>29</b> 01:02.710 Kit LAWSON		<b>48</b> 01:03.640 David HILTON		
ROW 12		<b>23</b> 01:02.390 Robert MIDDLETON		<b>42</b> 01:02.410 Kelvin FOY	
ROW 11	<b>67</b> 01:02.040 Ernie GUSHLOW		<b>78</b> 01:02.040 Richard PEARSON		
ROW 10		<b>39</b> 01:01.390 Steve EVANS		<b>54</b> 01:01.720 David MORROW	
ROW 9	<b>77</b> 01:00.980 James PINKERTON		<b>73</b> 01:01.170 Mark WHITE		
ROW 8		<b>71</b> 01:00.790 Victoria PICKLES		<b>81</b> 01:00.870 James KMIECIAK	
ROW 7	<b>53</b> 01:00.670 Mark GOGLE		<b>25</b> 01:00.690 Karen SHEPHERD		
ROW 6		<b>69</b> 01:00.350 Spencer LYON		<b>30</b> 01:00.650 Lynfel OWEN	
ROW 5	<b>74</b> 01:00.210 Garry BRANDON		<b>95</b> 01:00.330 Steve KIRBY		
ROW 4		<b>43</b> 00:59.860 Simon WOOD		<b>36</b> 00:59.880 Mark GLOVER	
ROW 3	<b>6</b> 00:59.830 Aaron BAILEY		<b>22</b> 00:59.860 Rob FITTER		
ROW 2		<b>8</b> 00:59.740 Nick LEAR		<b>13</b> 00:59.810 Matt CHERRINGTON	
ROW 1	<b>10</b> 00:59.640 David BARTHOLOMEW		<b>31</b> 00:59.670 Samir ABID		
<b>POLE</b>					


# RACE GRID

## Sports Racing & GT Challenge

### Race 11

ROW 8	<b>89</b> 01:02.640 Richard HOBDEN	<b>48</b> 01:06.460 Phil FROUD
ROW 7	<b>81</b> 00:57.980 Tim FALCE	<b>58</b> 00:58.920 Jerry KNIGHT
ROW 6	<b>21</b> 00:56.640 Roberto GIORDANELLI	<b>59</b> 00:57.300 Richard ABELS
ROW 5	<b>55</b> 00:56.300 Matt DIGBY	<b>71</b> 00:56.460 Andrew TODD
ROW 4	<b>3</b> 00:55.380 Nick LEDGER	<b>26</b> 00:55.550 Clinton DORRELL
ROW 3	<b>0</b> 00:54.830 Mark JORDAN	<b>11</b> 00:54.920 Ken CULVERWELL
ROW 2	<b>35</b> 00:54.510 John DICKSON	<b>80</b> 00:54.550 Garry WILSON
ROW 1	<b>32</b> 00:52.210 Andrew WEBB	<b>37</b> 00:53.450 Mike WALKER

**POLE**

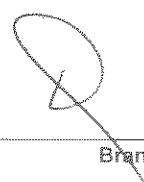



# RACE GRID

## Premier Choice 750 Formula Championship

### Race 12

ROW 12			
ROW 11	<b>28</b> 01:03.820 Andrew DAVEY	<b>37</b> 01:05.700 Tony BRAZIER	
ROW 10		<b>49</b> 01:02.850 Nigel SAUNDERS	<b>44</b> 01:03.250 David BASS
ROW 9	<b>77</b> 00:59.060 Dick HARTLE	<b>23</b> 00:59.170 Chris ISAACS	
ROW 8		<b>34</b> 00:58.840 David HEAVER	<b>13</b> 00:58.980 Andrew LAKE
ROW 7	<b>27</b> 00:56.900 Sue BUXTON	<b>14</b> 00:58.660 Paul COLLINS	
ROW 6		<b>9</b> 00:56.660 Bill RUTTER	<b>7</b> 00:56.770 Rodney HILL
ROW 5	<b>5</b> 00:56.370 Martin KEMP	<b>8</b> 00:56.480 Ian ALLEN	
ROW 4		<b>15</b> 00:55.610 Chris GOUGH	<b>6</b> 00:55.820 Dave ROBSON
ROW 3	<b>33</b> 00:55.050 Stuart CLEEVELY	<b>4</b> 00:55.430 Antony RAINE	
ROW 2		<b>55</b> 00:54.580 Roger ROWE	<b>2</b> 00:54.750 Bob SIMPSON
ROW 1	<b>3</b> 00:53.890 Mick HARRIS	<b>1</b> 00:54.170 Peter BOVE	
<b>POLE</b>			



# RACE GRID

## 750 Motor Club SAXMAX Championship

### Race 13

ROW 14			
ROW 13	<b>18</b> 01:30.030 Nina Jo ATKINSON		
ROW 12		<b>23</b> 01:03.950 Jamie BROWN	<b>31</b> 01:06.280 Matthew WELER
ROW 11	<b>19</b> 01:02.760 Matthew VENN		<b>30</b> 01:02.900 Josh BENSON
ROW 10		<b>26</b> 01:02.450 Henry PICKERING	<b>77</b> 01:02.710 Declan ARMSTRONG
ROW 9	<b>44</b> 01:02.330 Abbie EATON		<b>45</b> 01:02.450 David RATCLIFF
ROW 8		<b>66</b> 01:01.770 Dominic PETTIT	<b>39</b> 01:02.240 Joe GRINSELL
ROW 7	<b>8</b> 01:01.580 Tommy DAVISON		<b>9</b> 01:01.670 Sam WALMSLEY
ROW 6		<b>21</b> 01:01.560 Josh COOK	<b>6</b> 01:01.570 Cassey WATSON
ROW 5	<b>4</b> 01:01.390 Andrew TIBBS		<b>24</b> 01:01.510 James ROOKER-EDWAR
ROW 4		<b>22</b> 01:01.160 Sam SCHOFIELD	<b>27</b> 01:01.380 Aaron WILLIAMSON
ROW 3	<b>7</b> 01:01.090 Leyton CLARKE		<b>29</b> 01:01.140 Patrick FLETCHER
ROW 2		<b>25</b> 01:00.860 James COLBURN	<b>34</b> 01:00.980 Joe FERGUSON
ROW 1	<b>99</b> 01:00.800 Chrissy PALMER		<b>5</b> 01:00.850 Jake FARNDON
<b>POLE</b>			




# RACE GRID

## MDS Battery RGB Championship

### Race 14

ROW 14	<b>44</b> 00:58.720 Judi DERISLEY	<b>68</b> 00:59.390 Adrian MOORE
ROW 13	<b>41</b> 00:55.820 Neil CONSTABLE-BERR	<b>88</b> 00:56.080 Richard WISE
ROW 12	<b>27</b> 00:55.310 Robert GRANT	<b>21</b> 00:55.380 Aaron WRIGHT
ROW 11	<b>63</b> 00:55.040 Colin CHAPMAN	<b>28</b> 00:55.270 Julius BATES
ROW 10	<b>31</b> 00:54.520 Chris ANSETT	<b>35</b> 00:54.630 James WALKER
ROW 9	<b>16</b> 00:54.180 Matt ROWE	<b>69</b> 00:54.240 Jonathan THACKRAY
ROW 8	<b>50</b> 00:54.070 Tim HOVERD	<b>39</b> 00:54.150 Marc NORTON
ROW 7	<b>13</b> 00:53.920 David WALE	<b>33</b> 00:54.000 Alastair BOULTON
ROW 6	<b>14</b> 00:53.790 Doug CARTER	<b>3</b> 00:53.830 John GOODWIN
ROW 5	<b>99</b> 00:53.520 Steve ROBINSON	<b>8</b> 00:53.650 Paul ROGERS
ROW 4	<b>12</b> 00:53.120 Mike ATKINSON	<b>34</b> 00:53.410 Colin DUCE
ROW 3	<b>9</b> 00:53.000 John CUTMORE	<b>6</b> 00:53.080 Mike FIELD
ROW 2	<b>4</b> 00:52.640 Derek JONES	<b>15</b> 00:52.680 James JOHNSON
ROW 1	<b>52</b> 00:51.200 Rob BALDWIN	<b>75</b> 00:51.330 Gordon GRIFFIN
<b>POLE</b>		



# RACE GRID

## 750 Motor Club Locost Championship

### Race 15 - Final

ROW 16	<b>51</b> Alastair ECCLESFIELD	<b>62</b> Suzanne COOMBER
ROW 15	<b>48</b> David HILTON	<b>74</b> Garry BRANDON
ROW 14	<b>39</b> Steve EVANS	<b>53</b> Mark GOGLE
ROW 13	<b>23</b> Robert MIDDLETON	<b>78</b> Richard PEARSON
ROW 12	<b>54</b> David MORROW	<b>42</b> Kelvin FOY
ROW 11	<b>30</b> Lynfel OWEN	<b>25</b> Karen SHEPHERD
ROW 10	<b>81</b> James KMIECIAK	<b>71</b> Victoria PICKLES
ROW 9	<b>67</b> Ernie GUSHLOW	<b>73</b> Mark WHITE
ROW 8	<b>95</b> Steve KIRBY	<b>77</b> James PINKERTON
ROW 7	<b>36</b> Mark GLOVER	<b>22</b> Rob FITTER
ROW 6	<b>8</b> Nick LEAR	<b>31</b> Samir ABID
ROW 5	<b>10</b> David BARTHOLOMEW	<b>43</b> Simon WOOD
ROW 4	<b>28</b> David BLACK	<b>6</b> Aaron BAILEY
ROW 3	<b>47</b> Robert PALIN	<b>83</b> Paul PRESGRAVES
ROW 2	<b>9</b> Alastair GARRATT	<b>11</b> Richard JENKINS
ROW 1	<b>1</b> Declan McDONNELL	<b>5</b> Adam WHITE

POLE

Reserves: 40, 65

# RACE GRID

## Sports Racing & GT Challenge

### Race 16

ROW 8	<b>89</b> 01:04.020 Richard HOBDEN	<b>48</b> 01:46.310 Phil FROUD
ROW 7	<b>81</b> 00:58.100 Tim FALCE	<b>58</b> 00:59.170 Jerry KNIGHT
ROW 6	<b>71</b> 00:57.060 Andrew TODD	<b>59</b> 00:57.400 Richard ABELS
ROW 5	<b>26</b> 00:56.610 Clinton DORRELL	<b>21</b> 00:56.940 Roberto GIORDANELLI
ROW 4	<b>3</b> 00:55.450 Nick LEDGER	<b>55</b> 00:56.580 Matt DIGBY
ROW 3	<b>0</b> 00:54.990 Mark JORDAN	<b>11</b> 00:55.110 Ken CULVERWELL
ROW 2	<b>80</b> 00:54.550 Garry WILSON	<b>35</b> 00:54.620 John DICKSON
ROW 1	<b>32</b> 00:52.220 Andrew WEBB	<b>37</b> 00:53.650 Mike WALKER
<b>POLE</b>		

