



Cadwell Park - 30th June & 1st July 2007



MotorSportVision



CadwellPark

Official Programme - £2.50

Programme Amendments

Cadwell Park

30/Jun - 1/Jul/07

Please add the following

Formula	No	Cls	Driver	Car
Formula Vee	41		Simon Robinson	Storm Daghorn
Stock Hatch	17	B	Martin Boon	Rover GTi
	33	B	Paul Coulam	Fiesta XR2
	60	B	Tim Mizen	Fiesta XR2i
	97	B	George Robinson	Peugeot 205
T Cars	0		Sam Coulter	T Car
	5		James Nutbrown	T Cars
	34		Josh Moffett	T Car
Toyo Tires Challenge	9	C	Ken Lark	VW Corrado
	73	E	Dave Mullender	BMW E30 320
VW Golf	11	2	Jake Johnson	VW Golf GTi

Please delete the following

Formula	No	Cls	Driver	Car
Formula Vee	23		Steve Robbins	Sheane
	62		Jonathan Storer	Scarab Mk2
Locost	4		Brian Mitcham	Locost
	21		Jason Gibbons	Locost
Stock Hatch	14	B	JJ Vannier	Fiesta XR2
	44		Simon Welford	Peugeot 106


Races 1 & 3

13 mins + 1 lap

Toyo Tires Challenge

The Toyo Tires Challenge is a race for an assortment of saloon cars. The race is has been organised by a group of enthusiasts taking the opportunity to race at Cadwell Park. Many regularly race together in the Pre-93 touring cars series, and have been joined by drivers from other series and championships for this one-off Challenge supported by Toyo Tires. Front runners can be expected to be the Sciroccos of Ken Lark and Len Simpson; the screaming Mazda RX7 of Stacy Vickers and the BMW E30 M3's of Andrew Busby and John Willcocks. In Class A, Craig Jamieson should be making an appearance in his newly acquired Sierra Cosworth.

No	Cls	Driver	Car details	ccs	Hometown
3	E	Nigel Olive-Jones	BMW 318i	1799	Chichester
8	A	Iain Suggett	Jaguar XJS	3600	Birmingham
15	C	Rob Payne	BMW E30 mk3	2467	75116 Paris
21	C	Don Hughes	VW Golf GTi	1588	Andover
22	D	Richard Marsh	VW Golf	1800	Bristol
29	B	Celia Stevens	Jaguar XJS	2500	Sudbury
35	C	Stacy Vickers	Mazda RX7	2000	Woking
36	E	Dean Spurr	BMW 320	2000	Gravesend
37	C	Andrew Busby	BMW E30 mk3	2300	Coulsdon
42	A	Roger Webster	Jaguar XJS	4000	Grantham
44	E	Colin Stubbs	Rover 216 GTi	1590	Louth
46	E	Roger Tillotson	BMW 320i	1998	Penn
49	E	Jon Payne	Chrysler Sunbeam	1598	Fleet
56	E	James Mead	BMW 318i	1800	Braintree
62	E	Richard Cormode	BMW 320i	1996	Maidstone
73	E	Dave Mullender	BMW E30 320	1990	Newbury
79	E	Michael Kidman	BMW 318i	1800	St. Neots
83	A	Craig Jamieson	Sierra Cosworth	1993	Leamington Spa
92	E	Paul Wilson	BMW 320	2000	North Somerset
95	E	Len Colley	BMW 320	2000	Ongar
96	C	John Willcocks	BMW E30 M3	2300	Chichester
97	E	Nigel Brittain	BMW E30	1800	St. Neots



Races 2 & 7

13 mins + 1 lap

Sports-Racing & GT Challenge

The SR & GT Challenge is open to replica and original (pre 31/12/75) two-seater sports and GT cars. Power to weight classes are, in kgs/hp:-
A: 1.5 to 2.0.
B: 2.0 to 3.25.
C: 3.25 to 4.0.
D: > 4.0.
E: Cars which are running with wheels/tyres not complying with the dimensions or types specified for classes A to D. Engines may be modified in any way subject to a maximum rebore of + 0.060". Fuel injection or forced induction is not permitted, otherwise free.

No	Cls	Driver	Car details	ccs	Hometown
0	A	Mark Jordan	RAM Cobra	6600	Borehamwood
1	I	Robert Pigg	Porsche	2400	West Ayton
3	B	Nick Ledger	Crossle 9S	2000	Leighton Buzzard
4	B	Gwyn Pollard	Crossle 95	1989	London
8	C	John Dench	Porsche 911RS	2700	Newark
11	B	Ken Culverwell	Mamba C23R	1997	Burntwood
13	B	David Hughes	Crossle 9S	2000	Armthorpe
20	D	Adam Wilkinson	Westfield 11	1300	Royston
26	A	Clinton Dorrell	Cobra GD 427	5700	Malvern
29	D	John Suckling	Taydec Mk2	2000	Keighley
34	C	Roger Donnan	Hawk Stratos	2949	
35	A	John Dickson	RAM Cobra	7000	Diss
37	B	Mike Walker	Crossle	1998	Bristol
45	B	Nigel Edwards	Crossle 9S	2000	Stockport
54	D	Michael Shoobridge	Lotus Elan Mk4	1600	London
57	A	Nick Taylor	GD 427 Cobra	6100	Notts
58	C	Jeremy Knight	Jaguar D Type Replica	4200	Ashford
59	C	Richard Abels	Jaguar E Type	4235	Oakham
69	C	John Arnold	Jaguar D Type Replica	4200	Kirkby Mallory
71	B	Andrew Todd	Crossle 9S	2000	
73	C	Tim Burnett	Jaguar D	4200	Burgess Hill
80	B	Garry Wilson	Crossle 95	2000	Southport

The SR & GT Challenge
is sponsored by
Elliss Plant Hire





This meeting is held under the General Regulations of the MSA (incorporating the provisions of the International Sporting Code of the FIA) and the Supplementary Regulations, Final Instructions and any written instructions which the Organisers issue for the race meeting. **MSA Permits: 39736/39736.**

RACE MEETING OFFICIALS

MSA STEWARD
S.R.Smith

CLERKS OF COURSE
V.Ayres D.Scott
A.Cox I.Thompson

CLUB STEWARDS
TBA

TIMEKEEPERS
T.Stevens (Chief)
A.Stevens P.Arch

SCRUTINEERS
S.Ford (Chief)
H.Fisher D.Meekins
J.Barlow A.Johnson
R.Garfitt R.Dominy
C.Baker

INCIDENT OFFICER
A.Bennett

CHIEF MARSHAL
P.Harding

CHIEF M.O
C.Ruddlesdin

RACE RESCUE UNIT/S
750 Motor Club
Phoenix Rescue

COMMENTATOR
I.Sowman J.Palmer

SECRETARY
OF THE MEETING
Robin Knight

MARSHALS
750 Motor Club
BMMC & friends

BREAKDOWN UNITS
Chris Coote

APPROXIMATE TIMETABLE

Saturday 30th June

1	Toyo Tires Challenge	9.00
2	SR & GT Challenge	9.25
3	Demon Tweeks/Yokohama Stock Hatch Championship - session A	9.50
4	Demon Tweeks/Yokohama Stock Hatch Championship - session B	10.15
5	750 Motor Club Locost Championship – session A	10.40
6	750 Motor Club Locost Championship – session B	11.05
7	MDS Battery RGB Championship	11.30
8	750 Motor Club 750 Trophy Series	11.55
Races (* = green flag lap)		
1	Toyo Tires Challenge*	12.20
<i>Lunchbreak</i>		
2	SR & GT Challenge*	1.35
3	Toyo Tires Challenge*	2.05
4	Demon Tweeks/Yokohama Stock Hatch Championship - Heat	2.30
5	750 Motor Club Locost Championship – Heat	3.00
6	MDS Battery RGB Championship	3.25
7	SR & GT Challenge*	3.55
8	750 Motor Club 750 Trophy Series	4.20
9	Demon Tweeks/Yokohama Stock Hatch Championship - Final	4.50
10	750 Motor Club Locost Championship – Final	5.20

Sunday 1st July

1	750 Motor Club Formula Vee Championship	9.00
2	Premier Choice Group 750 Formula Championship	9.25
3	BRSCC 2007 MSV T Car Championship	9.50
4	750 Motor Club VW Golf GTi Mk2 Series	10.15
Races (* = green flag lap)		
11	Demon Tweeks/Yokohama Stock Hatch Championship – Heat*	10.45
12	750 Motor Club Locost Championship – Heat*	11.15
13	MDS Battery RGB Championship*	11.45
14	750 Motor Club 750 Trophy Series	12.15
<i>Lunchbreak</i>		
15	750 Motor Club Formula Vee Championship *	1.30
16	BRSCC 2007 MSV T Car Championship *	2.00
17	Premier Choice Group 750 Formula Championship*	2.30
18	Demon Tweeks/Yokohama Stock Hatch Championship – Final*	3.00
19	750 Motor Club Locost Championship – Final*	3.30
20	BRSCC 2007 MSV T Car Championship *	4.00
21	750 Motor Club VW Golf GTi Mk2 Series	4.30

The organisers reserve the right, with the permission of the Stewards of the Meeting and/or the Clerk of Course, to change the order in which events are run and to postpone, cancel or abandon the meeting or any part thereof.

Races 4/9 & 11/18

13 & 18 mins + 1 lap

Demon Tweaks/Yokohama Stock Hatch Championship

The Stock Hatch Championship, is in its 10th year & continues to be the most popular championship in the UK.

Modifications are strictly limited to basic rebore and blueprinting along with the use of standard gearbox; ignition systems are 'free'; suspension mods are limited to lowering and uprating of springs and dampers; brakes remain standard with free pad materials; a 'control' Yokohama A539 tyre and a weight penalty for leading cars ensures close racing at very affordable cost.



No	Cls	Driver	Car details	ccs	Hometown
5	B	Simon Howard	Fiesta XR2	1598	Norwich
7		Jeff Humphries	Peugeot 106 Rallye	1600	Farnham
9	B	Matt Rozier	Peugeot 205 GTI	1580	Dartford
13		James Marshall	Citroen Saxo VTR	1600	Warwick
20		Terry Roughton	Citroen Saxo	1600	Wisbech
21		Carl Swan	Citroen Saxo VTR	1600	Rugby
22	B	Paul Bishop	Ford Fiesta XR2	1600	Huddersfield
25	B	Richard Dixon	Ford Fiesta XR2	1600	Norwich
27	B	Craig Emmerson	Vauxhall Nova GTE	1600	Loughborough
38	B	Darren Gay	Fiesta XR2	1600	Northampton
40	B	Adam Cast	Fiesta XR2	1600	Benfleet
42	B	Lee Scott	Ford Fiesta XR2i	1600	Basildon
60	B	Tim Mizen	Fiesta XR2i	1600	Eastbourne
63	B	Geoff Pennington	Suzuki Swift	1600	Nottingham
65		Graham Mulholland	Saxo VTR	1600	Belper
67	B	Tom Molyneux	Fiesta XR2i	1600	Woodford Green
70		Pat Grove	Peugeot 106 Rallye	1600	Tewkesbury
74		Chris Cody	Citroen Saxo	1600	London
88	B	Neil Walsh	Fiesta XR2	1600	Stevenage
94	B	Kev Hutton	Peugeot 106 XSi	1600	Woodhall Spa
101		Robert Boon	Peugeot 106 XSi	1600	Wisbech
104	B	Richard Asher	Ford Fiesta XR2	1600	London
109		Amy Barker	Citroen Saxo	1600	Bath
112	B	Andrew Thorpe	Peugeot 106 Xsi	1600	Ilkley
122	B	Oliver Davies	Nova GSi	1600	Orpington
124	B	Jason Cox	Fiesta XR2	1600	Gravesend

The above drivers are in the 1st Stock Hatch practice session – those on the next page are in the 2nd session.

From the combined times of the two sessions the slowest 28 go into Race 4, the remainder into Race 9 which will be topped up to 28 by the top finishers in Race 4.

For Sunday's races the same selection is used, but taking the drivers 2nd fastest time in qualifying.

demon tweaks



Races 4/9 & 11/18

13 & 18 mins + 1 lap

Demon Tweaks/Yokohama Stock Hatch Championship

The Stock Hatch Championship, is in its 10th year & continues to be the most popular championship in the UK. Modifications are strictly limited to basic rebore and blueprinting along with the use of standard gearbox; ignition systems are 'free'; suspension mods are limited to lowering and uprating of springs and dampers; brakes remain standard with free pad materials; a 'control' Yokohama A539 tyre and a weight penalty for leading cars ensures close racing at very affordable cost.

demon tweaks



No	Cls	Driver	Car details	ccs	Hometown
1		Maurice Hayden	Citroen Saxo VTR	1600	Wisbech
3		Simon Hunt	Peugeot 106 XSi	1600	Derby
4		Pete Morgan	Citroen Saxo VTR	1600	Wrexham
8		Alex Dew	Citroen Saxo	1600	Bampton
14	B	JJ Vannier	Fiesta XR2	1600	Forest Row
15		Darren Wilson	Peugeot 106 XSi	1600	Lincoln
18		Nick Carter	Vauxhall Corsa Sport	1400	Louth
23		Jamie Golby	Citroen Saxo VTR	1600	Southam
24		Ryan Bensley	Citroen Saxo VTR	1600	King's Lynn
26		Alan Eason	Citroen Saxo	1600	Northampton
35	B	Keith Barker	Ford Fiesta XR2	1600	Brentwood
41		Martin Ward	Citroen Saxo VTR	1600	Norwich
43	B	Martin Cayzer	Fiesta XR2	1600	Cheylesmore
55	B	Derek Rozier	Fiesta XR2i	1600	Bexley
57	B	Tony Taylor	Peugeot 205 GTI	1580	Hertford
59		Geoff Bluff	Citroen Saxo	1600	Sheffield
64	B	Maurice Davies	Fiesta XR2	1600	St. Helens
73	B	Tim Wilson	Peugeot 205 GTI	1600	Bristol
77	B	Andy Philpotts	Ford Fiesta XR2i	1600	Basildon
78	B	Paul Connell	Peugeot 205 GTi	1600	Market Drayton
79		Bill Pariera	Peugeot 106 XSi	1600	Knighton
82		Matthew Foley	Citroen Saxo VTR	1600	Merthyr Tydfil
96	B	Christopher Hubbard	Escort XR3i	1600	Peterborough
116		Dave Mason	Fiesta XR2	1598	Market Rasen
127	B	Lee Jackson	Fiesta XR2	1600	Goole
131		Amy Scarisbrick	Citroen Saxo	1600	Ormskirk

750 Motor Club Stock Hatch Championship 2007					
	Pts	Driver		Pts	Driver
1st	341	Simon Hunt	4th	297	Matthew Foley
2nd	337	Pete Morgan	5th	294	Darren Wilson
3rd	306	Maurice Hayden	6th	288	Matt Rozier
750 Motor Club Stock Hatch (Cls B) Championship 2007					
	Pts	Driver		Pts	Driver
1st	155	Matt Rozier	4th	95	Paul Bishop
2nd	107	JJ Vannier	5th	77	Paul Connell
3rd	98	Lee Scott	6th	63	Adam Cast

Lap Record: Peter Felix 1:49.90 71.18 28/09/2003

Races 5/10 & 12/19

13 & 18 mins + 1 lap

750 Motor Club Locost Championship

The 750 Motor Club Locost Championship is for cars built to the same basic design and using a standard Ford 1300 cc crossflow engine, gearbox and many other standard components. All cars run with a 'control' camshaft from Kent Cams; modifications are limited to a rebore and basic 'blue-printing'. There is also a 'control' tyre, the Yokohama A539. There is free choice of spring rates and anti-roll bars; dampers must be steel-bodied and single-adjustable.

No	Driver	Car details	ccs	Hometown
1	Declan McDonnell	Locost	1300	Hertford
5	Adam White	Locost	1300	Huddersfield
6	Aaron Bailey	Locost	1300	Leamington Spa
22	Rob Fitter	Locost	1300	Horsham
27	Lee Middleton	Locost	1300	Normanton
35	Paul Bryant	Locost	1300	Taunton
43	Simon Wood	Locost	1300	Cambridge
51	Alastair Ecclesfield	Locost	1300	Scunthorpe
53	Mark Gogle	Locost	1300	Wolverhampton
57	Mike Lear	Locost	1300	Caldicot
63	Craig Turner	Locost	1300	Glossop
64	Andrew Neal	Locost	1300	Cottingham
66	Spencer Kemsley	Locost	1300	Reading
67	Ernie Gushlow	Locost	1300	Lee
71	Victoria Pickles	Locost	1300	Louth
74	Garry Brandon	Locost	1300	Hitchin
78	Richard Pearson	Locost	1300	Spilsby
81	James Kmiecik	Locost	1300	Grantham
83	Paul Presgraves	Locost	1300	Peterborough

The above drivers are in the 1st Locost practice session – those on the next page are in the 2nd session.

From the combined times of the two sessions the slowest 28 go into Race 5, the remainder into Race 10 which will be topped up to 28 by the top finishers in Race 5.

For Sunday's races the same selection is used, but taking the drivers 2nd fastest time in qualifying.



Races 5/10 & 12/19

13 & 18 mins + 1 lap

750 Motor Club Locost Championship

The 750 Motor Club Locost Championship is for cars built to the same basic design and using a standard Ford 1300 cc crossflow engine, gearbox and many other standard components. All cars run with a 'control' camshaft from Kent Cams; modifications are limited to a rebore and basic 'blue-printing'. There is also a 'control' tyre, the Yokohama A539. There is free choice of spring rates and anti-roll bars; dampers must be steel and single-adjustable.



No	Driver	Car details	ccs	Hometown
4	Brian Mitcham	Locost	1300	Bury St Edmunds
8	Nick Lear	Locost	1300	Bristol
9	Alastair Garratt	Locost	1300	Nottingham
11	Richard Jenkins	Locost	1300	Norwich
23	Rob Middleton	Locost	1300	Normanton
34	Sam Brough	Locost	1300	Barnsley
36	Mark Glover	Locost	1300	Derby
37	Robert Sibbons	Locost	1300	Market Rasen
39	Steve Evans	Locost	1300	Glenfield
44	Gary Parkes	Locost	1300	Lincoln
46	Kevin Lucas	Locost	1300	
49	Richard Green	Locost	1300	Goodworth Clatford
52	Michael Coomber	Locost	1300	Wickford
54	David Morrow	Locost	1300	Hungerford
59	Carl Pickering	Locost	1300	Suffolk
68	Andy Pointer	Locost	1300	Dereham
73	Mark White	Locost	1300	Bedford
75	Glenn Boyer	Locost	1300	Bridgwater
95	Steve Kirby	Locost	1300	Berkeley

750 Motor Club Locost Championship 2007					
	Pts	Driver		Pts	Driver
1st	138	<i>Declan McDonnell</i>	4th	70	<i>Simon Wood</i>
2nd	103	<i>Richard Jenkins</i>	5th	66	<i>David Bartholomew</i>
3rd	89	<i>Alastair Garratt</i>	6th	55	<i>David Black</i>

Lap Record: Tim Gray 1:47.51 72.76 27/09/2003

Races 6 & 13

13 & 18 mins + 1 lap

MDS Battery RGB Championship

First introduced in 2001, this Championship is for two-seater cars which must be capable of passing an MOT. Cars may be constructed specifically for the series or may be one of the many motorcycle engined cars currently available. The engines must be series-production four-stroke units and may not be modified from standard; they run in three classes; standard Fireblade engined kit cars (class C), up to 145 bhp (class B), 146 to 180 bhp and all rear-engined cars (class A). Control tyre is the Yokohama AO48R.

No	Cls	Driver	Car details	ccs	Hometown
4	C	Derek Jones	Fisher Fury	919	Norwich
8	B	Paul Rogers	Stuart Taylor Phoenix	998	Attleborough
9	C	John Cutmore	Westfield Megablade	919	Bury St Edmunds
12	C	Mike Atkinson	Stuart Taylor Phasar	919	Hull
13	C	David Wale	Fisher Fury Fireblade	919	Amersham
14	A	Doug Carter	Genesis Evo	1200	Kendal
16	C	Matt Rowe	Fisher Fury	919	Winchester
27	C	Robert Grant	Raw Striker	919	Longfield
28	A	Julius Bates	Aeon Blaze	1300	London
33	C	Alastair Boulton	Stuart Taylor Phoenix	900	Cheltenham
34	B	Colin Duce	Fisher Fury	998	Maidstone
36	C	Henry Carr	Fisher Fury	919	Leeds
38	C	Martin Brooks	Stuart Taylor Phasar	900	
40	C	Simon Mayne	Fisher Fury	919	Northallerton
41	B	Neil Constable-Berry	Fisher Fury	998	Norwich
44	C	Judi Derisley	Fisher Fury	919	Hayling Island
50	C	Tim Hoverd	Fisher Fury	919	Cambridge
52	A	Rob Baldwin	BDN S2	1200	Aldershot
63	C	Colin Chapman	Fisher Fury	919	Pershore
65	B	Neil Palmer	Stuart Taylor Phoenix	899	Spalding
68	B	Adrian Moore	Pell Genesis Evo	998	Peterborough
69	C	Jonathan Thackray	Fisher Fury	919	Chesterfield
75	A	Gordon Griffin	T5 Mission	1200	South Croydon
88	C	Richard Wise	Raw Striker 2007	900	Hemel Hempstead
99	A	Steve Robinson	Genesis RR06	1200	Cliff

750 Motor Club RGB Championship 2007

	Pts	Cls	Driver		Pts	Cls	Driver
1st	81	A	Gordon Griffin	4th	63	C	John Cutmore
2nd	75	C	Derek Jones	5th	58	A	Rob Baldwin
3rd	64	C	Mike Atkinson	6th	57	C	Alastair Boulton

Lap Records:

A	Gordon Griffin	1:34.74	82.57	30/04/2006
B	Martin Brooks	1:39.718	78.92	01/09/2001
C	Martin Brooks	1:35.87	81.18	2003



MDS


Races 8 & 14

13 mins + 1 lap

750 Motor Club 750 Trophy Series

The 750 Motor Club's 'Historic' racing series, for early 750 Formula, Austin 7 specials, 1172cc side-valve front-engined cars, Historic 500cc F3 cars and other historic and classic cars. New cars have to be built within careful guidelines to ensure compatibility. Engines include Austin 7, Reliant engines (642cc and 748cc OHV, 747cc side-valve), Ford 1172 side-valve and Climax; F3 500cc class must comply with 500 OA.

No	Cls	Driver	Car details	ccs	Hometown
1	C	Don Rawson	Rawson Climax	748	Oswestry
2	C	Roger Windley	Time 3B	850	Tattershall
3	C	David Brand	Rawson	1172	Kings Langley
14	C	Cliff Ringrose	Phoenix	850	Newark
18	C	Linden Brand	JB	850	Chesham
20	C	Paul Mason	Hague	850	Milton Keynes
42	I	Simon Windley	Historic Vee	1300	Tattershall
68	C	Pete Birch	JGS III	850	Mablethorpe
71	C	Nicola Harness	750 Trophy Rapide	850	Lincoln
72	C	Paul Grele	Grayford Special	848	Reigate
73	C	Nic Grele	Jeffrey Mk1	848	Coulsdon



Race 15

13 mins + 1 lap

750 Motor Club Formula Vee Championship

The 750 Motor Club Formula Vee championship is ideal for beginner and 'expert' alike, looking for competitive single seater racing on a low budget. It has been run by the 750 Motor Club since 1980 and is probably the cheapest way to go single seater racing in the UK. Engine, gearbox and much of the suspension and braking system is from the VW 1300 Beetle and this, along with a Dunlop 'control' tyre puts the emphasis on driver ability to win races.



	No	Driver	Car details	ccs	Hometown
	1	Sam Oliveira	Sheane	1300	Brackley
	2	Jake Oliveira	Storm DC 07	1300	Brackley
	3	Daniel Hands	GAC 001	1300	Bicester
	5	Ian Buxton	GAC01/Daghorn	1300	Staffs
	6	John Hughes	Leystone AHS JH002	1300	Bristol
	8	Ben Evans	Scarab	1300	Bristol
	9	Stephen Glasswell	Storm SF1	1300	Bury St Edmunds
	10	Steve Ough	AHS Challenger	1300	Shipley
	11	Martin Farmer	GAC 03	1300	Castle Bromwich
	14	James Birch	Scarab Mk5	1300	Rickmansworth
	15	Paul Smith	GAC 02	1300	Grays
	21	Richard Potterton	Scarab Mk2	1300	Scunthorpe
	22	Jamie Conyers	GAC 03	1300	Mirfield
	25	Detlef Brehmer	AHS Challenger	1300	Leicester
	28	Stuart Feather	Feather Challenger	1300	Leeds
	30	Chris Wilsher	Sheane FV97	1300	Haverhill
	33	Ryan Lindsay	AHS Challenger	1300	Coventry
	37	Glyn Davies	Royale RP31M	1300	Doncaster
Res 2	41	Simon Robinson	Storm Daghorn	1300	Darlington
	42	John Townshend	Sheane Mk2	1300	Colchester
	46	Miles Southerton	AHS Scarab II	1300	Minehead
	47	Ankit Love	GAC Formula Vee	1300	Daventry
Res 1	62	Jonathan Storer	Scarab Mk2	1300	Lincoln
	66	Martin Galpin	GAC 01	1300	Colchester
	67	Paul Taylor	AHS Challenger	1300	East Grinstead
	72	Tim Hill	Leystone AHS	1300	Daventry
	87	Warren Smith	Storm SF1	1300	Bristol
	94	Peter Belsey	Spyder MK2	1300	Reading

The nominated reserves practice, but only race if space becomes available.

750 Motor Club Formula Vee Championship 2007					
	Pts	Driver		Pts	Driver
1st	70	Martin Farmer	4th	55	Daniel Hands
2nd	65	James Birch	5th	51	John Hughes
3rd	59	Jake Oliveira	6th	47	Ben Evans

Lap Record: Jez Clark 1:35.82 81.64 28/09/2003

Races 16 & 20

13 mins + 1 lap

BRSCC 2007 MSV T Car Championship

Purpose-built tubular space frame racing chassis, designed and produced for T-Cars by SHP Motorsport, steel floor, steel tunnel, steel front and rear bulkheads. Alloy interior tidy panels. Ford Duratec 2000cc 16 valve engine, MBE controlled electronic engine management system, fabricated aluminium inlet, sump baffle, power steering removed. Otherwise engine is standard. Rated and sealed by Mountune Racing to produce maximum power of 145bhp @ 6500 rpm.

No	Driver	Car details	ccs	Hometown
3	Tommy Davison	T-Car	2000	Burntwood
4	Howard Fuller	T-Car	2000	Worcester Park
5	James Nutbrown	T-Car	1800	Ringwood
6	Daniel Rozwadowski	T-Car	2000	Shamley Green
7	Joe Hopkins	T-Car	2000	Loughborough
21	Daniel Brown	T-Car	2000	Billericay
32	William Buller	T-Car	2000	Scarva
34	Josh Moffett	T-Car	2000	Clontibret
94	Derek Martin	T-Car	2000	Dunganon

Set up in 1999, T Cars is the UK's longest-running racing series for drivers between the ages of 14 and 17. Many top stars have passed through the series on their way to the top, including Formula Palmer Audi champions Ryan Lewis and Jonathan Kennard, BTCC stars Tom Chilton and Tom Onslow-Cole, and World Rally sensation Matt Wilson. This year's championship is fast developing into a fight between second-year drivers Dan Brown and Dan Rozwadowski, as well as Joe Hopkins and Ulsterman William Buller. However, it was Jolyon Palmer, now a race-winner in FPA, who made a one-off return at Brands Hatch in March and took a double win with Brown second both times. Brown then looked set for a double win at Snetterton in May, but lost his second race victory after being penalised for cutting the chicane. This gave Buller his first car racing victory, and kept him in touch with Brown in the points race. Tommy Davison and Josh Moffett will lead the chasing pack, while Howard Fuller and James Nutbrown will continue their learning in their rookie seasons with PalmerSport Junior, and Derrick Martin impressed on his debut at Snetterton so could spring some surprises.











Current Points

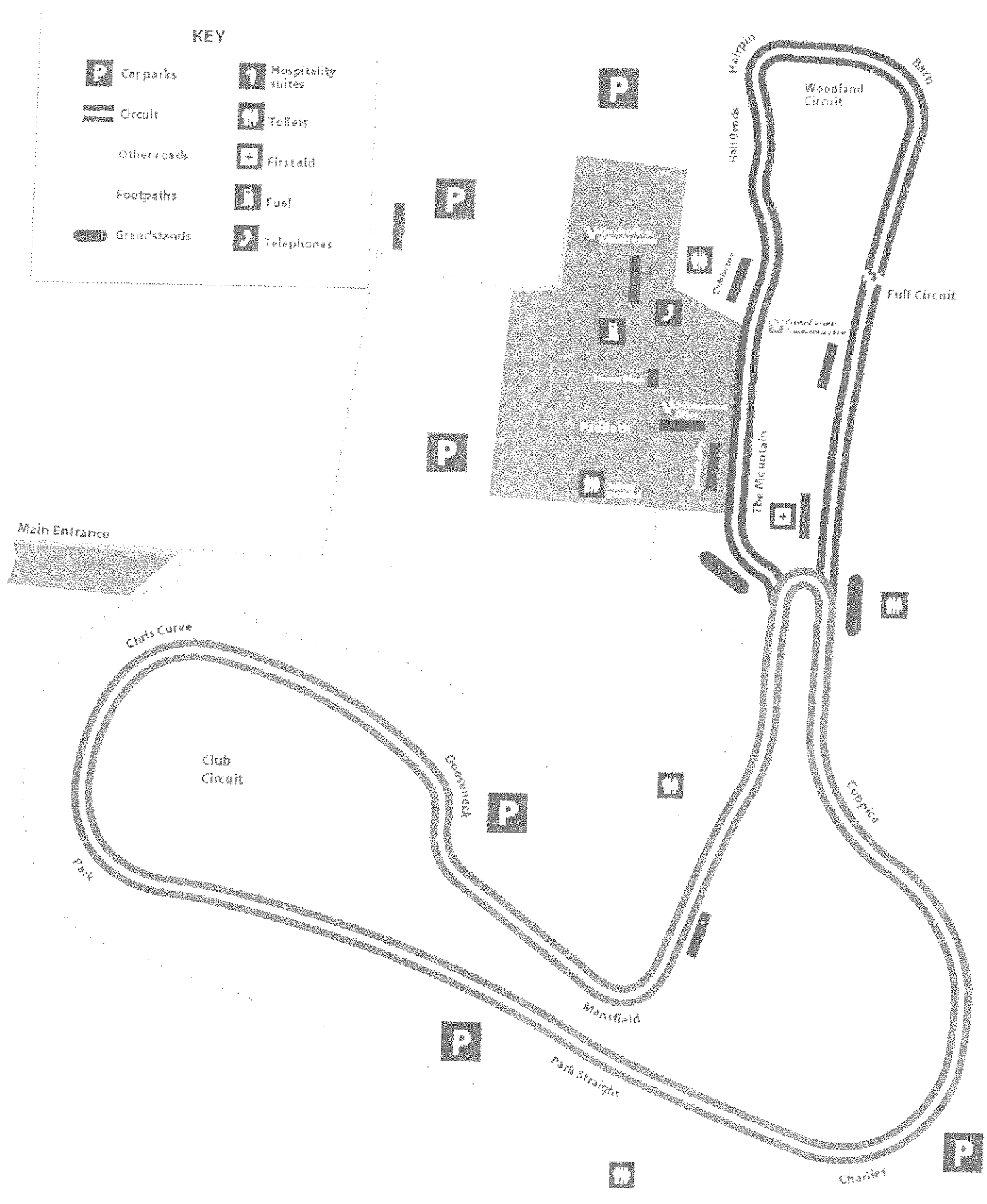
Daniel Brown	58	William Buller	36
Joe Hopkins	43	James Nutbrown	27
Dan Rozwadowski	38	Josh Moffett	27

Points system is 12-10-9-8-7-6-5-4-3-2-1 with a bonus point for fastest lap.



KEY

- | | |
|---|--|
|  Car parks |  Hospitality suites |
|  Circuit |  Toilets |
|  Other roads |  First aid |
|  Footpaths |  Fuel |
|  Grandstands |  Telephones |



Race 17

13 mins + 1 lap

Premier Choice Group 750 Formula Championship

750 Formula is for two-seater sports racing cars, introduced by the 750 MC in 1949, as its first racing formula. The regulations provide ample scope for the amateur to design and build his own car, and to develop his skills in chassis / suspension design and engine tuning within carefully controlled limits. There are two engine options, either the highly tuned Reliant 850cc or the unmodified Fiat 'FIRE' 1108cc, the latter introduced in 2003 due to the diminishing supply of spares for the Reliant engine. All cars run on a control Yokohama slick tyre.



No	Cls	Driver	Car details	ccs	Hometown
1		Peter Bove	Darvi P-88	1108	Hatfield
2		Bob Simpson	SS/F	1108	West Drayton
3		Mick Harris	Darvi 877	1108	High Wycombe
4		Antony Raine	Centaur Mk16	1108	Verwood
6		Dave Robson	SDAR/83	1108	Ashbourne
7		Rod Hill	Mystic T4/21	1108	Ashby-De-La-Zouch
8		Ian Allen	Stage 8 Marrow	1108	Spalding
9	B	Bill Rutter	Darvi Mk5B	1108	Bedford
13	B	Andrew Lake	Phoenix	1108	Bedford
15		Chris Gough	CGR2	1108	Telford
27	B	Sue Buxton	Darvi 5/97	1108	West Malling
28	B	Andrew Davey	Tristesse Mk6	1108	Bassett
36		Steve Cooper	PC Special	1108	North Hykeham
76	B	John Paget	Time IV	1108	Bishop's Stortford
77	B	Dick Hartle	Tristesse Mk7	1108	Gravesend

Lap Record: Mick Harris 1.37.49 80.24 05/06/2005

Premier Choice Healthcare

Independent Health Insurance Specialists



The Premier Choice Group is a specialist Insurance Intermediary that specialises in all areas of Risk Management with regard to Employee Benefits using a range of over 40 Insurance providers and managing over £25 million of premium on behalf of clients. The scope of schemes comprises all types of Health Insurance products for everything from a self-employed person right up to a very large Company, based either in the UK or overseas, Income Protection schemes Life Cover and Occupational Health, and Absence Management initiatives. Using the services of the Premier Choice Group means that you have access to enormous buying power and credibility with a wide range of Insurers including all of the well known names, and we can guarantee you a better premium than by going direct. Premier Choice Group is very pleased to be able to sponsor the 2007 750 Formula Championship. So for your total peace of mind and to be in Pole Position for accessing a winning range of Insurance related Risk Solutions, call 01327 353911.

Premier Choice Healthcare Ltd

is Authorised & Regulated by the Financial Services Authority


Race 21

13 mins + 1 lap

750MC Volkswagen Golf GTi Mk2 Series

In August last year a group of VW Golf enthusiasts (Adam Stevenson, John Hillon, Andy Walker and Phil Bowler) started talking to the 750 Motor Club about running a series of races for the VW Golf GTi Mk2. Skeleton regulations were drafted and amended several times along the way, but the result is obvious here today that the series has great potential. The supply of cars and spares is plentiful, as a standard vehicle it has good handling & performance, it is relatively 'bullet-proof', so it is an ideal car for a low cost one make series. All cars run on Toyo tyres, have a Newman control camshaft in otherwise standard engines and have minimum weights for the two classes (8v & 16v).

No	Cls	Driver	Car details	ccs	Hometown
2	2	James Colbourne	VW Golf Mk2	1800	Bristol
4	2	Ian Carvell	VW Golf GTi	1800	Daventry
5	2	Luke Wales	VW Golf Mk2	1800	Thetford
7	B	Ian Ward	VW Golf GTi	1800	Poole
9	2	Susanna Kenniston	VW Golf GTi	1800	Thame
11	2	Jake Johnson	VW Golf GTi	1800	Leicester
15	2	Scott Gibbons	VW Golf GTi	1800	Cranbrook
16	A	Steven Kaudeur	VW Golf	1800	Northampton
17	2	Adam Stevenson	VW Golf MK2	1800	Derby
18	1	Mike Connick	VW Golf Mk2	1800	Tadworth
22	A	Richard Marsh	VW Golf Mk2	1800	Bristol
30	2	Andy Stenning	VW Golf MK2	1800	Pewsey
48	1	Chris Sanders	VW Golf	1800	Bleadon
49	2	Josh Rayman	VW Golf Mk2	1800	Skegness
55	1	Karl Whitworth	VW Golf GTi	1800	Spilsby
69	1	Eliot Dunmore	VW Golf MK2	1800	Thame
70	2	Anthony Marlow	VW Golf GTi Mk2	1600	Northampton
71	1	Nicola Harness	VW Golf GT1	1800	Lincoln



golfgtiring.co.uk



Toyo Tires Challenge

Provisional Results - Race 1

Pl	No	Cl	Name	Car	Laps	Time	Behind	MPH	Best Lap on	MPH
1	35	TTC	Stacy VICKERS	Mazda RX7	9	16:14.10		72.28	1:44.89	8 74.58
2	96	TTC	John WILLCOCKS	BMW E30 M3	9	16:14.60	0.50	72.24	1:44.79	9 74.65
3	37	TTC	Andrew BUSBY	BMW E30 M3	9	16:40.87	26.77	70.34	1:48.59	4 72.04
4	21	TTC	Don HUGHES	VW Golf GTi	9	16:52.72	38.62	69.52	1:49.04	8 71.74
5	44	TTE	Colin STUBBS	Rover 216 GTi	9	17:07.24	53.14	68.54	1:51.30	9 70.29
6	95	TTE	Len COLLEY	BMW 320	9	17:45.41	1:31.31	66.08	1:54.80	8 68.14
7	56	TTE	James MEAD	BMW 318i	9	17:54.67	1:40.57	65.51	1:55.24	8 67.88
8	79	TTE	Michael KIDMAN	BMW 318i	9	17:58.39	1:44.29	65.29	1:55.21	8 67.90
9	36	TTE	Dean SPURR	BMW 320	9	18:01.21	1:47.11	65.12	1:54.75	9 68.17
10	3	TTE	Nigel OLIVE-JONES	BMW 318i	8	16:31.80	1 Lap	63.10	2:00.98	4 64.66
11	92	TTE	Paul WILSON	BMW 320	8	16:40.39	1 Lap	62.56	1:59.61	6 65.40
12	42	TTA	Roger WEBSTER	Jaguar XJS	8	16:50.44	1 Lap	61.94	2:01.89	8 64.18
13	62	TTE	Richard CORMODE	BMW 320i	8	16:51.43	1 Lap	61.88	2:01.74	7 64.26
14	8	TTA	Iain SUGGETT	Jaguar XJS	8	17:44.11	1 Lap	58.81	2:07.18	7 61.51

Not-Classified

15	TTC	Rob PAYNE	BMW E30 M3	7	12:45.67	DNF	71.52	1:45.05	6 74.47
22	TTD	Richard MARSH	VW Golf GTi	4	8:07.49	DNF	64.19	1:56.29	4 67.27
97	TTE	Nigel BRITAIN	BMW E30	3	6:35.43	DNF	59.35	2:07.09	2 61.55
49	TTE	Jon PAYNE	Chrysler Sunbeam	0		Starter	0.00		

Non-Starters

83	TTA	Craig JAMIESON	Ford Sierra Cosworth
9	TTC	Ken LARK	VW Corrado

Fastest Lap

96	TTC	John WILLCOCKS	BMW E30 M3	1:44.79	9 74.65
44	TTE	Colin STUBBS	Rover 216 GTi	1:51.30	9 70.29
22	TTD	Richard MARSH	VW Golf GTi	1:56.29	4 67.27
42	TTA	Roger WEBSTER	Jaguar XJS	2:01.89	8 64.18

Weather / Track: Cloudy / Drying

Start Time : 12:24

Cadwell park

30 Jun 07 12:42

Clerk of Course : <i>Wentley</i> 13:00	Time Issued :	Chief Timekeeper : Terry Stevens <i>Terry Stevens</i>
---	---------------	--

THESE RESULTS REMAIN PROVISIONAL FOR A MINIMUM OF 30 MINUTES FROM THE TIME OF ISSUE

Results produced on HS Sports Timing and Results Systems. Results online at www.750MC.co.uk



Sports Racing & GT Challenge

Provisional Results - Race 2

Pl	No	Cl	Name	Car	Laps	Time	Behind	MPH	Best Lap on	MPH
1	0	SRA	Mark JORDAN	RAM Cobra	7	12:10.10		75.00	1:41.96	6 76.72
2	26	SRA	Clinton DORRELL	Cobra GD 427	7	12:23.16	13.06	73.68	1:39.64	6 78.51
3	35	SRA	John DICKSON	RAM Cobra	7	12:29.42	19.32	73.07	1:40.75	6 77.66
4	45	SRB	Nigel EDWARDS	Crossle 95	7	12:31.90	21.80	72.83	1:43.61	6 75.58
5	13	SRB	David HUGHES	Crossle 95	7	12:33.36	23.26	72.69	1:43.37	6 75.66
6	4	SRB	Gwyn POLLARD	Crossle 95	7	12:49.99	39.89	71.12	1:46.60	4 73.38
7	20	SRD	Adam WILKINSON	Westfield 11	7	13:19.90	1:09.80	68.54	1:51.05	3 70.44
8	29	SRD	John SUCKLING	Taydec Mk2	7	13:20.94	1:10.84	68.37	1:49.76	7 71.27
9	73	SRC	Tim BURNETT	Jaguar D Type	7	13:25.48	1:15.38	67.98	1:50.53	6 70.78
10	8	SRC	John DENCH	Porsche 911RS	7	13:54.56	1:44.46	65.61	1:53.54	4 68.90
11	37	SRB	Mike WALKER	Crossle 95	7	14:00.34	1:50.24	65.16	1:53.96	6 68.65
12	58	SRC	Jerry KNIGHT	Jaguar D Type Replica	6	12:35.78	1 Lap	62.10	2:03.02	4 63.59
13	64	SRD	Michael SHOOBRIDGE	Lotus Elan Mk4	6	13:02.94	1 Lap	59.95	2:04.38	4 62.89

Non-Starters

11	SRB	Ken CULVERWELL	Mamba C23R
34	SRC	Roger DONNAN	Hawk Stratos
57	SRA	Nick TAYLOR	GD 427 Cobra
69	SRC	Richard ABELS	Jaguar E Type

Fastest Lap

26	SRA	Clinton DORRELL	Cobra GD 427	1:39.64	6	78.51
13	SRB	David HUGHES	Crossle 95	1:43.37	6	75.66
29	SRD	John SUCKLING	Taydec Mk2	1:49.76	7	71.27
73	SRC	Tim BURNETT	Jaguar D Type	1:50.53	6	70.78

Weather / Track: Overcast / Dry

Start Time : 13:58

Cadwell park

30 Jun 07 14:13

Clerk of Course :

Time Issued :

Chief Timekeeper : Terry Stevens

 14.48



Toyo Tires Challenge

Provisional Results - Race 3

Pl	No	Cl	Name	Car	Laps	Time	Behind	MPH	Best Lap on	MPH
1	36	TTC	Stacy VICKERS	Mazda RX7	8	14:58.51		89.65	1:47.64	2 72.74
2	96	TTC	John WILLCOCKS	BMW E30 M3	8	14:59.31	0.80	69.59	1:48.90	3 71.83
3	8	TTC	Ken LARK	VW Corrado	8	15:00.36	1.85	69.51	1:48.80	3 71.90
4	37	TTC	Andrew BUSBY	BMW E30 M3	8	15:26.78	28.27	67.53	1:48.26	2 72.26
6	21	TTC	Don HUGHES	VW Golf GTI	8	15:32.10	33.59	67.14	1:51.76	2 70.00
6	44	TTE	Colin STUBBS	Rover 216 GTI	8	16:45.11	46.60	65.22	1:54.20	2 68.50
7	95	TTE	Len COLLEY	BMW 320	8	16:57.48	58.97	65.36	1:55.80	2 67.55
8	38	TTE	Dean SPURR	BMW 320	8	16:00.02	1:01.51	65.19	1:55.96	2 67.46
9	58	TTE	James MEAD	BMW 318i	8	16:08.16	1:09.65	64.64	1:55.89	2 67.50
10	79	TTE	Michael KIDMAN	BMW 318i	8	16:24.49	1:26.98	63.57	1:56.85	2 66.95
11	3	TTE	Nigel OLIVE-JONES	BMW 318i	8	16:25.13	1:26.62	63.63	1:57.95	2 66.32
12	97	TTE	Nigel BRITAIN	BMW E30	8	16:26.80	1:27.29	63.48	1:57.27	2 66.71
13	92	TTE	Paul WILSON	BMW 320	7	16:01.83	1 Lap	60.73	2:03.42	2 63.38
14	62	TTE	Richard CORMODE	BMW 320i	7	16:03.16	1 Lap	60.63	2:03.48	2 63.35
16	42	TTA	Roger WEBSTER	Jaguar XJS	7	16:08.13	1 Lap	60.30	2:01.47	2 64.40
16	8	TTA	Iain SUGGETT	Jaguar XJS	7	16:14.23	1 Lap	59.90	2:06.26	2 61.96

Non-Starters

15	TTC	Rob PAYNE	BMW E30 M3
22	TTD	Richard MARSH	VW Golf GTI
49	TTE	Jon PAYNE	Chrysler Sunbeam
83	TTA	Craig JAMIESON	Ford Sierra Cosworth

Fastest Lap

35	TTC	Stacy VICKERS	Mazda RX7	1:47.54	2	72.74
44	TTE	Colin STUBBS	Rover 216 GTI	1:54.20	2	68.50
42	TTA	Roger WEBSTER	Jaguar XJS	2:01.47	2	64.40

Weather / Track: Raining / Wet

Start Time : 14:23

Cadwell park

30 Jun 07 14:41

Clerk of Course :

Time issued :

Chief Timekeeper: Tony Stevens

A S G x

14:54



Demon Tweeks / Yokohama Stock Hatch Championship

Provisional Results - Race 4 - Heat

Pl	No	Cl	Name	Car	Laps	Time	Behind	MPH	Best Lap on	MPH
1	78	SHB	Paul CONNELL	Peugeot 205 GTI	7	14:47.14		61.73	2:03.63	7 63.33
2	66	SH	Graham MULHOLLAND	Citroen Saxo VTR	7	14:48.34	1.20	61.64	2:04.20	6 62.99
3	67	SHB	Tony TAYLOR	Peugeot 205 GTI	7	14:53.66	6.51	61.28	2:04.57	8 62.80
4	43	SHB	Martin CAYZER	Ford Fiesta XR2	7	14:54.44	7.30	61.22	2:03.30	5 63.46
5	40	SHB	Adam CAST	Ford Fiesta XR2	7	14:54.73	7.59	61.20	2:03.64	5 63.27
6	26	SH	Alan EASON	Citroen Saxo	7	14:55.18	8.04	61.17	2:04.20	6 62.99
7	66	SHB	Derek ROZIER	Ford Fiesta XR2i	7	14:55.82	8.68	61.13	2:03.86	5 63.16
8	77	SHB	Andy PHILPOTTS	Ford Fiesta XR2i	7	14:56.01	8.87	61.11	2:03.93	5 63.12
9	109	SH	Amy BARKER	Citroen Saxo	7	15:17.89	30.75	59.66	2:07.18	8 61.61
10	27	SHB	Craig EMMERSON	Vauxhall Nova GTE	7	15:18.92	31.78	59.69	2:06.63	6 62.27
11	38	SHB	Darren GAY	Ford Fiesta XR2	7	15:19.53	32.39	59.55	2:06.56	5 61.80
12	26	SHB	Richard DIXON	Ford Fiesta XR2	7	15:22.29	35.15	59.37	2:07.38	6 61.41
13	64	SHB	Maurice DAVIES	Ford Fiesta XR2	7	15:26.77	39.63	58.09	2:07.36	6 61.42
14	23	SH	Jamie GOLBY	Citroen Saxo VTR	7	15:27.10	39.96	58.07	2:06.95	6 61.62
15	35	SHB	Keith BARKER	Ford Fiesta XR2	7	15:35.14	48.00	58.56	2:07.08	4 61.56
16	68	SHB	Neil WALSH	Ford Fiesta XR2	7	15:35.39	48.25	58.54	2:08.27	4 60.99
17	131	SH	Amy SCARISBRICK	Citroen Saxo VTR	7	15:43.27	56.13	58.06	2:09.89	6 60.23
18	60	SHB	Tim MIZEN	Ford Fiesta XR2i	7	15:46.84	59.70	57.83	2:08.59	4 60.84
19	59	SH	Geoff BLUFF	Citroen Saxo	7	15:47.13	59.99	57.82	2:08.28	5 61.95
20	66	SHB	Christopher HUBBARD	Ford Escort XR3i	7	15:50.23	1:03.09	57.63	2:10.41	6 59.99
21	21	SH	Carl SWAN	Peugeot 106 XSi	7	16:13.63	1:26.49	56.24	2:03.82	7 63.18
22	124	SHB	Jason COX	Ford Fiesta XR2	7	16:17.07	1:29.93	56.04	2:07.04	6 61.58

Not-Classified

94	SHB	Kev HUTTON	Peugeot 106 XSi	5	10:51.02	DNF	60.08	2:08.72	5 62.22
104	SHB	Richard ASHER	Ford Fiesta XR2	4	8:57.46	DNF	58.22	2:09.75	4 60.29
122	SHB	Oliver DAVIES	Vauxhall Nova GSi	4	9:17.35	DNF	56.14	2:11.04	2 59.70
67	SHB	Tom MOLYNEUX	Ford Fiesta XR2i	0		Starter	0.00		

Non-Starters

116	SHB	Dave MASON	Ford Fiesta XR2						
73	SHB	Tim WILSON	Peugeot 205 GTI						

Fastest Lap

43	SHB	Martin CAYZER	Ford Fiesta XR2				2:03.30	5 63.46
21	SH	Carl SWAN	Peugeot 106 XSi				2:03.82	7 63.18

No 94 - transponder working okay.

Weather / Track: Raining / Wet

Start Time : 14:50

Cadwell park

30 Jun 07 15:07

Clerk of Course : <i>A. J. O. 15:19</i>	Time Issued :	Chief Timekeeper : <i>Tony Stevens</i>
--	---------------	--

THESE RESULTS REMAIN PROVISIONAL FOR A MINIMUM OF 30 MINUTES FROM THE TIME OF ISSUE

Results produced on MS Sports Timing and Results Systems. Results online at www.750mc.co.uk



750 Motor Club Locost Championship

Provisional Results - Race 5 - Heat

Pl	No	Cl	Name	Car	Laps	Time	Behind	MPH	Best Lap on	MPH
1	6	LC	Aaron BAILEY	Locost	8	16:38.92		62.65	2:02.40	3 63.88
2	35	LC	Paul BRYANT	Locost	8	16:48.81	9.89	62.04	2:04.58	3 62.79
3	11	LC	Richard JENKINS	Locost	8	16:49.08	10.16	62.02	2:03.71	2 63.23
4	86	LC	Spencer KEMSLEY	Locost	8	17:02.93	27.01	61.00	2:06.11	6 62.03
5	46	LC	Kevin LUCAS	Locost	8	17:08.64	29.72	60.84	2:06.05	6 62.06
6	44	LC	Gary PARKES	Locost	8	17:16.75	36.83	60.42	2:07.05	6 61.57
7	64	LC	Andrew NEAL	Locost	8	17:15.96	37.03	60.41	2:06.41	3 61.88
8	34	LC	Sam BROUGH	Locost	8	17:16.72	37.80	60.37	2:06.60	5 61.79
9	73	LC	Mark WHITE	Locost	8	17:28.31	49.39	59.70	2:06.82	5 61.68
10	39	LC	Steve EVANS	Locost	8	17:34.75	55.83	59.33	2:07.40	3 61.40
11	53	LC	Mark GOGLE	Locost	8	17:35.07	56.15	59.32	2:08.89	4 60.69
12	71	LC	Victoria PICKLES	Locost	8	17:36.80	57.88	59.22	2:09.64	2 60.34
13	64	LC	David MORROW	Locost	8	17:46.10	1:06.18	58.59	2:07.93	5 61.15
14	23	LC	Robert MIDDLETON	Locost	8	17:51.29	1:12.37	58.42	2:09.47	4 60.42
15	37	LC	Robert SIBBONS	Locost	8	18:03.12	1:24.20	57.75	2:10.52	4 59.94
16	49	LC	Richard GREEN	Locost	8	18:09.91	1:30.99	57.42	2:10.48	5 59.95
17	67	LC	Ernie GUSHLOW	Locost	8	18:20.22	1:41.30	56.88	2:10.09	3 60.14
18	78	LC	Richard PEARSON	Locost	8	18:20.55	1:41.63	56.86	2:12.32	7 59.12
19	51	LC	Alastair ECCLESFIELD	Locost	8	18:23.48	1:44.56	56.71	2:13.90	7 58.42
20	66	LC	Andy POINTER	Locost	8	18:45.42	2:06.50	55.61	2:16.98	2 57.12
21	59	LC	Carl PICKERING	Locost	8	19:00.59	2:21.67	54.87	2:14.75	6 58.05

Not-Classified

95	LC	Steve KIRBY	Locost	5	10:50.42	DNF	60.14	2:06.95	3 61.82
63	LC	Craig TURNER	Locost	5	11:13.87	DNF	58.04	2:10.50	4 59.94
57	LC	Mike LEAR	Locost	3	6:56.48	DNF	58.35	2:11.76	3 59.37
75	LC	Glenn BOYER	Locost	2	4:40.64	DNF	55.75	2:12.30	2 59.13
74	LC	Garry BRANDON	Locost	2	4:55.85	DNF	52.88	2:23.99	1 64.33
27	LC	Lee MIDDLETON	Locost	0		Starter	0.00		

Non-Starters

81 LC James KMIECIAK Locost

Fastest Lap

6 LC Aaron BAILEY Locost 2:02.49 3 63.88

Weather / Track: Raining / Wet

Start Time : 15:21

Cadwell park


30 Jun 07 16:41

Clerk of Course :

Time issued :

Chief Timekeeper : Terry Stevens

THESE RESULTS REMAIN PROVISIONAL FOR A MINIMUM OF 30 MINUTES FROM THE TIME OF ISSUE



MDS Battery RGB Championship

Provisional Results - Race 6

Pl	No	Cl	Name	Car	Laps	Time	Behind	MPH	Best Lap on	MPH
1	52	BEA	Rob BALDWIN	BDN 52	8	15:08.10		68.92	1:50.79	5 70.61
2	38	BEC	Martin BROOKS	Stuart Taylor Phaser	8	15:08.08	0.98	68.84	1:51.82	5 69.96
3	12	BEC	Mike ATKINSON	Stuart Taylor Phaser	8	15:16.00	7.90	68.32	1:52.20	5 69.72
4	4	BEC	Derek JONES	Fisher Fury	8	15:19.61	11.71	68.04	1:52.69	4 68.42
5	16	BEC	Matt ROWE	Fisher Fury	8	15:36.46	28.36	66.83	1:54.71	7 66.20
6	99	BEA	Steve ROBINSON	Genesis RR06	8	15:54.19	46.09	66.59	1:55.01	7 67.43
7	63	BEC	Colin CHAPMAN	Fisher Fury	8	15:57.33	49.23	66.37	1:55.66	5 67.06
8	60	BEC	Tim HOVERD	Fisher Fury	8	16:06.43	50.33	66.30	1:56.75	7 67.00
9	33	BEC	Alastair BOULTON	Stuart Taylor Phoenix	8	16:08.80	50.70	66.27	1:56.86	5 66.95
10	8	BEB	Paul ROGERS	Stuart Taylor Phoenix	8	16:14.90	1:06.80	64.19	1:55.33	6 67.83
11	36	BEC	Henry CARR	Fisher Fury	8	16:23.38	1:15.28	63.64	1:58.87	6 66.92
12	69	BEC	Jonathan THACKRAY	Fisher Fury	8	16:23.71	1:15.61	63.62	1:57.89	6 66.53
13	98	BEC	Richard WISE	Raw Striker 2007	8	16:24.38	1:16.28	63.56	1:57.79	6 66.41
14	27	BEC	Robert GRANT	Raw Striker	6	16:25.13	1:17.03	63.53	1:59.08	6 66.25
15	34	BEB	Colin DUCE	Fisher Fury	8	16:31.46	1:23.36	63.12	1:56.05	6 67.41
16	65	BEB	Neil PALMER	Stuart Taylor Phoenix	6	16:49.74	1:41.64	61.98	2:00.67	4 64.85
17	40	BEC	Simon MAYNE	Fisher Fury	7	15:08.25	1 Lap	60.29	2:05.80	6 62.16
18	41	BEB	Neil CONSTABLE-BERRY	Fisher Fury	7	15:32.32	1 Lap	68.73	2:08.66	4 60.86
19	44	BEC	Judi DERISLEY	Fisher Fury	7	15:48.18	1 Lap	67.76	2:06.99	3 61.80

Not-Classified

9	BEC	John CUTMORE	Westfield Megablade	3	6:06.44	DNF	64.04	1:58.26	2 66.15
---	-----	--------------	---------------------	---	---------	-----	-------	---------	---------

Non-Starters

13	BEC	David WALE	Fisher Fury Fireblade
----	-----	------------	-----------------------

Fastest Lap

52	BEA	Rob BALDWIN	BDN 52	1:50.79	5 70.61
38	BEC	Martin BROOKS	Stuart Taylor Phaser	1:51.82	6 69.96
8	BEB	Paul ROGERS	Stuart Taylor Phoenix	1:55.33	6 67.83

Weather / Track: Raining / Wet

Start Time: 15:59

Cadwell park

30 Jun 07 16:17

Clerk of Course:

Time Issued:

Chief Timekeeper: Terry Stevens



Sports Racing & GT Challenge

Provisional Results - Race 7

Pl	No	Cl	Name	Car	Laps	Time	Behind	MPH	Best Lap on	MPH
1	35	SRA	John DICKSON	RAM Cobra	8	15:55.97		68.46	1:53.97	8 88.64
2	0	SRA	Mark JORDAN	RAM Cobra	8	15:56.64	0.67	68.42	1:53.44	8 88.96
3	13	SRB	David HUGHES	Crossle 9S	8	16:35.02	39.05	62.90	2:01.31	8 64.49
4	20	SRD	Adam WILKINSON	Westfield 11	8	16:36.63	40.66	62.79	2:01.27	8 64.51
5	4	SRB	Gwyn POLLARD	Crossle 9S	8	16:37.16	41.19	62.76	2:01.50	8 64.39
6	29	SRD	John SUCKLING	Taydec Mk2	8	16:37.96	41.99	62.71	2:01.09	8 64.60
7	8	SRC	John DENCH	Porsche 911RS	8	16:40.26	44.29	62.57	2:01.56	6 64.36
8	73	SRC	Tim BURNETT	Jaguar D Type	8	16:40.72	44.75	62.54	2:01.08	8 64.61
9	26	SRA	Clinton DORRELL	Cobra GD 427	8	16:53.94	57.97	61.72	2:00.06	4 65.16
10	37	SRB	Mike WALKER	Crossle 9S	8	17:29.22	1:33.25	59.65	2:06.75	6 61.72

Non-Starters

11	SRB	Ken CULVERWELL	Mamba C23R
34	SRC	Roger DONNAN	Hawk Stratos
45	SRB	Nigel EDWARDS	Crossle 9S
54	SRD	Michael SHOBRIDGE	Lotus Elan Mk4
67	SRA	Nick TAYLOR	GD 427 Cobra
58	SRC	Jerry KNIGHT	Jaguar D Type Replica
69	SRC	Richard ABELS	Jaguar E Type

Fastest Lap

0	SRA	Mark JORDAN	RAM Cobra	1:53.44	8 88.96
73	SRC	Tim BURNETT	Jaguar D Type	2:01.08	8 64.61
29	SRD	John SUCKLING	Taydec Mk2	2:01.09	8 64.60
13	SRB	David HUGHES	Crossle 9S	2:01.31	8 64.49

Weather / Track: Raining / Wet

Start Time: 16:27

Cadwell park

30 Jun 07 16:47

Clerk of Course:

Time issued:

Chief Timekeeper: Terry Stevens



750 Motor Club 750 Trophy Series

Provisional Results - Race 8

Pl	No	Cl	Name	Car	Laps	Time	Behind	MPH	Best Lap	on	MPH
1	18	TC	Linden BRAND	JB	7	16:02.62		60.67	2:05.19	2	62.49
2	3	TC	David BRAND	Rawson	7	16:07.80	5.08	60.33	2:07.63	2	61.29
3	1	TC	Don RAWSON	Rawson Reliant	7	16:36.88	33.36	56.51	2:09.62	7	60.35
4	20	TC	Paul MASON	Hague	7	16:37.43	34.81	58.41	2:09.00	6	60.64
5	2	TC	Roger WINDLEY	Time 3B	7	16:39.21	1:36.69	54.80	2:18.20	4	56.60
6	73	TC	Nic GRELE	Jeffrey Mk1	7	17:20.62	2:18.10	52.62	2:24.91	2	53.98
7	72	TC	Paul GRELE	Greyford Special	7	17:34.93	2:32.41	51.91	2:26.88	6	53.26
8	71	TC	Nicola HARNESS	750 Trophy Rapide	6	16:44.23	1 Lap	46.74	2:36.46	6	50.00

Not-Classified

68	TC	Pete BIRCH	JGS III	2	4:36.16	DNF	56.65	2:14.71	2	58.07
42	TI	Simon WINDLEY	Historic Vee	2	6:18.51	DNF	49.59	2:33.29	2	51.03

Non-Starters

14	TC	Cliff RINGROSE	Phoenix
----	----	----------------	---------

Fastest Lap

18	TC	Linden BRAND	JB	2:05.19	2	62.49
42	TI	Simon WINDLEY	Historic Vee	2:33.29	2	51.03

Weather / Track: Raining / Wet

Start Time : 16:55

Cadwell park

30 Jun 07 17:14

Clerk of Course : R. Sax 17-48	Time issued :	Chief Timekeeper: Terry Stevens
-----------------------------------	---------------	---------------------------------

THESE RESULTS REMAIN PROVISIONAL FOR A MINIMUM OF 30 MINUTES FROM THE TIME OF ISSUE



Demon Tweeks / Yokohama Stock Hatch Championship

Provisional Results - Race 9 - Final

Pl	No	Cl	Name	Car	Laps	Time	Behind	MPH	Best Lap on	MPH
1	1	SH	Maurice HAYDEN	Citroen Saxo VTR	3	6:17.09		62.24	2:02.11	3 64.06
2	7	SH	Jeff HUMPHRIES	Peugeot 106 Rallye	3	6:18.95	1.86	61.93	2:02.41	3 63.91
3	4	SH	Pete MORGAN	Citroen Saxo VTR	3	6:19.33	2.24	61.87	2:02.03	3 64.11
4	20	SH	Terry ROUGHTON	Citroen Saxo	3	6:23.44	6.35	61.20	2:03.27	3 63.46
5	13	SH	James MARSHALL	Citroen Saxo VTR	3	6:24.00	6.91	61.12	2:03.24	3 63.48
6	42	SHB	Lee SCOTT	Ford Fiesta XR2i	3	6:26.68	9.59	60.69	2:03.30	2 63.45
7	82	SH	Matthew FOLEY	Citroen Saxo VTR	3	6:27.29	10.20	60.60	2:04.07	3 63.06
8	101	SH	Robert BOON	Peugeot 106 XSi	3	6:28.90	11.81	60.35	2:04.63	2 62.77
9	5	SHB	Simon HOWARD	Ford Fiesta XR2	3	6:30.62	13.53	60.08	2:04.98	3 62.59
10	14	SHB	JJ VANNIER	Ford Fiesta XR2	3	6:30.79	13.70	60.05	2:04.86	3 62.65
11	74	SH	Chris CODY	Citroen Saxo	3	6:35.35	18.28	59.35	2:05.63	3 62.17
12	22	SHB	Paul BISHOP	Ford Fiesta XR2	3	6:35.56	18.47	59.18	2:05.54	3 62.31
13	18	SH	Nick CARTER	Vauxhall Corsa Sport	3	6:37.30	20.21	59.07	2:05.48	3 62.35
14	70	SH	Pat GROVE	Peugeot 106 Rallye	3	6:38.04	20.95	58.95	2:05.07	3 62.55
15	15	SH	Darren WILSON	Peugeot 106 XSi	3	6:38.49	21.40	58.89	2:05.15	3 62.01
16	41	SH	Martin WARD	Citroen Saxo VTR	3	6:39.30	22.21	58.77	2:05.97	3 62.10
17	9	SHB	Matt ROZIER	Peugeot 205 GTi	3	6:39.75	22.66	58.71	2:05.45	3 62.36
18	78	SHB	Paul CONNELL	Peugeot 205 GTi	3	6:40.82	23.73	58.55	2:05.75	3 62.21
19	57	SHB	Tony TAYLOR	Peugeot 205 GTi	3	6:44.18	27.09	58.06	2:07.77	3 61.23
20	53	SHB	Geoff PENNINGTON	Suzuki Swift	3	6:44.19	27.10	58.06	2:07.00	3 61.80
21	40	SHB	Adam CAST	Ford Fiesta XR2	3	6:44.68	27.59	57.99	2:06.10	3 62.04
22	55	SH	Graham MULHOLLAND	Citroen Saxo VTR	3	6:46.81	29.72	57.69	2:07.90	3 61.16
23	112	SHB	Andrew THORPE	Peugeot 106 XSi	3	6:46.83	29.74	57.69	2:08.83	3 60.72
24	8	SH	Alex DEW	Citroen Saxo	3	6:47.19	30.10	57.84	2:07.31	3 61.45
25	43	SHB	Martin CAYZER	Ford Fiesta XR2	3	6:48.52	31.43	57.45	2:08.19	3 61.99
26	33	SHB	Paul COULAM	Ford Fiesta XR2	3	6:52.30	35.21	56.92	2:10.18	2 60.09

Not-Classified

24	SH	Ryan BENSLEY	Citroen Saxo VTR	3	6:15.25	DNF	62.54	2:02.08	3 64.06
3	SH	Simon HUNT	Peugeot 106 XSi	0		Starter	0.00		

Fastest Lap

4	SH	Pete MORGAN	Citroen Saxo VTR				2:02.03	3 64.11
42	SHB	Lee SCOTT	Ford Fiesta XR2i				2:03.30	2 63.46

Red flag at 9m27s. Race declared. No 24 not classified as not running at time of red flag.

Weather / Track: Raining / Wet

Start Time: 17:23

Cadwell park


30 Jun 07 17:39

Clerk of Course:

RSG

Time Issued:

Chief Timekeeper: Jeff Stevens



750 Motor Club Locost Championship

Provisional Results - Race 10 - Final

Pl	No	Cl	Name	Car	Laps	Time	Behind	MPH	Best Lap on	MPH
1	5	LC	Adam WHITE	Locost	8	16:29.27		63.26	2:01.34	4 64.47
2	22	LC	Rob FITTER	Locost	8	16:34.68	5.41	62.92	2:02.87	6 63.67
3	11	LC	Richard JENKINS	Locost	8	16:39.37	10.10	62.62	2:02.84	2 63.68
4	1	LC	Declan McDONNELL	Locost	8	16:41.71	12.44	62.48	2:03.26	5 63.47
5	6	LC	Aaron BAILEY	Locost	8	16:43.28	14.01	62.38	2:02.48	6 63.87
6	36	LC	Mark GLOVER	Locost	8	16:46.88	16.61	62.22	2:02.98	8 63.61
7	43	LC	Simon WOOD	Locost	8	16:46.03	16.76	62.21	2:03.04	5 63.58
8	83	LC	Paul PRESGRAVES	Locost	8	16:47.82	18.55	62.10	2:01.67	3 64.30
9	9	LC	Alastair GARRATT	Locost	8	16:48.48	19.21	62.06	2:02.97	6 63.62
10	8	LC	Nick LEAR	Locost	8	16:57.67	28.30	61.60	2:04.05	5 63.06
11	23	LC	Robert MIDDLETON	Locost	8	17:06.68	38.41	61.02	2:03.61	4 63.29
12	52	LC	Michael COOMBER	Locost	8	17:06.47	37.20	60.97	2:03.36	3 63.41
13	64	LC	Andrew NEAL	Locost	8	17:09.10	39.83	60.81	2:04.96	3 62.81
14	46	LC	Kevin LUCAS	Locost	8	17:16.02	45.75	60.46	2:06.10	4 62.04
15	34	LC	Sam BROUGH	Locost	8	17:22.83	53.56	60.01	2:05.47	7 62.35
16	53	LC	Mark GOGLE	Locost	8	17:25.66	56.39	59.85	2:08.11	7 61.06
17	54	LC	David MORROW	Locost	8	17:32.60	1:03.33	59.46	2:09.17	2 60.56
18	39	LC	Steve EVANS	Locost	8	17:33.12	1:03.85	59.43	2:08.86	4 60.71
19	71	LC	Victoria PICKLES	Locost	8	17:33.86	1:04.59	59.38	2:08.83	4 60.86
20	73	LC	Mark WHITE	Locost	8	17:34.64	1:05.37	59.34	2:08.81	4 62.13
21	44	LC	Gary PARKES	Locost	8	17:40.07	1:10.80	59.04	2:05.34	5 62.41
22	81	LC	Alastair ECCLESFIELD	Locost	8	17:52.81	1:23.54	58.34	2:11.03	7 59.70
23	49	LC	Richard GREEN	Locost	8	17:53.02	1:23.75	58.32	2:10.97	4 58.73

Not-Classified

67	LC	Ernie GUSHLOW	Locost	5	11:15.91	DNF	57.87	2:08.64	4 60.81
37	LC	Robert SIBBONS	Locost	4	8:53.74	DNF	56.63	2:09.34	4 60.48
36	LC	Paul BRYANT	Locost	0		Starter	0.00		
68	LC	Spencer KEMSLEY	Locost	0		Starter	0.00		
78	LC	Richard PEARSON	Locost	0		Starter	0.00		

Fastest Lap

6	LC	Adam WHITE	Locost					2:01.34	4 64.47
---	----	------------	--------	--	--	--	--	---------	---------

Weather / Track: Cloudy / Wet

Start Time : 17:53

Cadwell park

30 Jun 07 18:12

Clerk of Course :

Time Issued :

Chief Timekeeper : Terry Stevens

C 2 2 x 18:15



Demon Tweaks / Yokohama Stock Hatch Championship

Provisional Results - Race 11 - Heat

Pl	No	Cl	Name	Car	Laps	Time	Behind	MPH	Best Lap on	MPH
1	65	SH	Graham MULHOLLAND	Citroen Saxo VTR	11	21:16.00		67.44	1:54.11	11 68.55
2	21	SH	Carl SWAN	Peugeot 106 XSi	11	21:17.30	1.30	67.37	1:53.46	11 68.95
3	67	SHB	Tom MOLYNEUX	Ford Fiesta XR2i	11	21:26.32	10.32	66.90	1:55.39	8 67.79
4	57	SHB	Tony TAYLOR	Peugeot 205 GTi	11	21:30.90	14.90	66.66	1:55.60	7 67.73
5	26	SH	Alan EASON	Citroen Saxo	11	21:37.05	21.05	66.34	1:55.67	9 67.63
6	77	SHB	Andy PHILPOTTS	Ford Fiesta XR2i	11	21:43.52	27.52	66.01	1:54.76	4 68.17
7	55	SHB	Derek ROZIER	Ford Fiesta XR2i	11	21:48.89	32.89	65.74	1:56.10	8 67.97
8	88	SHB	Neil WALSH	Ford Fiesta XR2	11	21:51.30	35.30	65.62	1:55.73	8 67.60
9	40	SHB	Adam CAST	Ford Fiesta XR2	11	21:52.42	36.42	65.57	1:53.99	6 68.63
10	27	SHB	Craig EMMERSON	Vauxhall Nova GTE	11	21:58.82	42.82	65.25	1:56.07	7 67.40
11	60	SHB	Tim MIZEN	Ford Fiesta XR2i	11	21:59.87	43.87	65.20	1:56.06	9 67.41
12	109	SH	Amy BARKER	Citroen Saxo	11	22:06.41	50.41	64.87	1:57.29	9 66.70
13	94	SHB	Kevin HUTTON	Peugeot 106 XSi	11	22:06.84	50.84	64.85	1:55.77	10 67.57
14	25	SHB	Richard DIXON	Ford Fiesta XR2	11	22:08.74	52.74	64.76	1:57.37	8 66.66
15	124	SHB	Jason COX	Ford Fiesta XR2	11	22:09.42	53.42	64.73	1:57.73	10 66.45
16	64	SHB	Maurice DAVIES	Ford Fiesta XR2	11	22:09.90	53.90	64.70	1:57.14	11 66.78
17	59	SH	Geoff BLUFF	Citroen Saxo	11	22:10.94	54.94	64.65	1:57.30	10 66.69
18	38	SHB	Darren GAY	Ford Fiesta XR2	11	22:12.67	56.67	64.67	1:56.31	6 67.26
19	35	SHB	Keith BARKER	Ford Fiesta XR2	11	22:33.66	1:17.66	63.67	2:00.10	10 65.14
20	131	SH	Amy SCARISBRICK	Citroen Saxo VTR	11	22:34.72	1:18.72	63.52	1:59.54	7 65.99
21	96	SHB	Christopher HUBBARD	Ford Escort XR3i	11	23:13.53	1:57.53	61.75	2:02.22	10 64.01
Not-Classified										
78	SHB	Paul CONNELL	Peugeot 205 GTi	7	13:68.14	DNF	65.33	1:56.84	2	67.07
116	SHB	Dave MASON	Ford Fiesta XR2	5	10:23.99	DNF	62.68	2:01.19	3	64.66
43	SHB	Martin CAYZER	Ford Fiesta XR2	1	2:11.17	DNF	59.64	2:11.17	1	59.64
104	SHB	Richard ASHER	Ford Fiesta XR2	0		Starter	0.00			
73	SHB	Tim WILSON	Peugeot 205 GTi	0		Starter	0.00			
Non-Starters										
122	SHB	Oliver DAVIES	Vauxhall Nova GSI							
23	SH	Jamie GOLBY	Citroen Saxo VTR							
Fastest Lap										
21	SH	Carl SWAN	Peugeot 106 XSi					1:53.46	11	68.95
40	SHB	Adam CAST	Ford Fiesta XR2					1:53.99	6	68.63

Weather / Track: Cloudy / Dry

Start Time : 10:45

Cadwell park

01 Jul 07 11:09

Clerk of Course : A S G 12.05	Time issued :	Chief Timekeeper: Terry Stevens
----------------------------------	---------------	---------------------------------

THESE RESULTS REMAIN PROVISIONAL FOR A MINIMUM OF 30 MINUTES FROM THE TIME OF ISSUE

Results produced on HS Sports Timing and Results Systems. Results online at www.750MC.co.uk



750 Motor Club Locost Championship

Provisional Results - Race 12 - Heat

Pl	No	Cl	Name	Car	Laps	Time	Behind	MPH	Best Lap on	MPH
1	35	LC	Paul BRYANT	Locost	11	20:40.29		69.38	1:51.00	4 70.48
2	11	LC	Richard JENKINS	Locost	11	20:40.92	0.63	69.34	1:50.74	5 70.64
3	6	LC	Aaron BAILEY	Locost	11	20:58.16	17.87	68.39	1:52.78	10 69.36
4	66	LC	Spencer KEMSLEY	Locost	11	20:58.70	18.41	68.36	1:51.85	8 69.94
5	39	LC	Steve EVANS	Locost	11	20:59.02	18.73	68.35	1:51.39	11 70.23
6	44	LC	Gary PARKES	Locost	11	21:07.09	26.80	67.91	1:51.60	7 70.10
7	73	LC	Mark WHITE	Locost	11	21:24.62	44.33	66.99	1:53.82	3 68.73
8	57	LC	Mike LEAR	Locost	11	21:32.12	51.83	66.60	1:52.60	9 69.47
9	34	LC	Sam BROUGH	Locost	11	21:32.66	52.37	66.57	1:52.79	10 69.36
10	48	LC	Kevin LUCAS	Locost	11	21:33.93	53.64	66.50	1:52.14	9 69.76
11	53	LC	Mark GOGLE	Locost	11	21:39.57	59.28	66.21	1:54.54	7 68.30
12	54	LC	David MORROW	Locost	11	21:43.12	1:02.83	66.03	1:54.88	4 68.10
13	37	LC	Robert SIBBONS	Locost	11	21:58.62	1:18.33	65.26	1:55.98	9 67.45
14	49	LC	Richard GREEN	Locost	11	22:03.88	1:23.59	65.00	1:56.42	9 67.19
15	71	LC	Victoria PICKLES	Locost	11	22:13.59	1:33.30	64.53	1:54.75	9 68.17
16	59	LC	Carl PICKERING	Locost	10	21:22.13	1 Lap	61.01	2:02.10	7 64.07

Not-Classified

23	LC	Robert MIDDLETON	Locost	10	19:33.79	DNF	66.65	1:53.94	10 68.66
63	LC	Craig TURNER	Locost	8	15:55.31	DNF	65.51	1:55.70	7 67.61
27	LC	Lee MIDDLETON	Locost	4	22:26.40	NCF	23.21	1:59.18	2 66.64
64	LC	Andrew NEAL	Locost	4	7:50.92	DNF	66.45	1:54.16	4 68.52
75	LC	Glenn BOYER	Locost	2	4:05.96	DNF	63.61	1:56.53	2 67.13
51	LC	Alastair ECCLESFIELD	Locost	2	4:10.67	DNF	62.42	1:59.05	2 65.71

Non-Starters

67	LC	Ernie GUSHLOW	Locost
68	LC	Andy POINTER	Locost
74	LC	Garry BRANDON	Locost
76	LC	Richard PEARSON	Locost
81	LC	James KMIECIAK	Locost
95	LC	Steve KIRBY	Locost

Fastest Lap

11	LC	Richard JENKINS	Locost					1:50.74	5	70.64
----	----	-----------------	--------	--	--	--	--	---------	---	-------

Weather / Track. Cloudy / Dry

Start Time : 11:22

Cadwell park

01 Jul 07 11:46

Clerk of Course : <i>Carla Chapp</i>	Time Issued : 12:54	Chief Timekeeper : Terry Stevens
---	------------------------	-------------------------------------

THESE RESULTS REMAIN PROVISIONAL FOR A MINIMUM OF 30 MINUTES FROM THE TIME OF ISSUE



MDS Battery RGB Championship Provisional Results - Race 13

Pl	No	Cl	Name	Car	Laps	Time	Behind	MPH	Best Lap on	MPH
1	52	BEA	Rob BALDWIN	BDN S2	13	20:59.77		80.73	1:35.55	9 81.87
2	12	BEC	Mike ATKINSON	Stuart Taylor Phasar	13	21:24.23	24.46	79.19	1:36.93	12 80.71
3	4	BEC	Derek JONES	Fisher Fury	13	21:29.10	29.33	78.89	1:36.84	5 80.78
4	75	BEA	Gordon GRIFFIN	T5 Mission	13	21:52.58	52.79	77.48	1:36.55	9 81.02
5	99	BEA	Steve ROBINSON	Genesis RR06	13	21:53.71	53.94	77.41	1:38.81	12 79.17
6	9	BEC	John CUTMORE	Westfield Megablade	13	21:54.53	54.76	77.36	1:38.84	12 79.16
7	69	BEC	Jonathan THACKRAY	Fisher Fury	13	22:03.34	1:03.57	76.85	1:39.65	9 78.50
8	16	BEC	Matt ROWE	Fisher Fury	13	22:10.20	1:10.43	76.45	1:40.61	10 77.75
9	34	BEB	Collin DUCE	Fisher Fury	13	22:22.64	1:22.77	75.75	1:40.73	5 77.66
10	8	BEB	Paul ROGERS	Stuart Taylor Phoenix	13	22:23.76	1:23.99	75.68	1:39.17	12 78.88
11	88	BEC	Richard WISE	Raw Striker 2007	13	22:24.73	1:24.96	75.63	1:40.73	11 77.66
12	36	BEC	Henry CARR	Fisher Fury	13	22:31.47	1:31.70	75.25	1:41.15	11 77.34
13	50	BEC	Tim HOVERD	Fisher Fury	13	22:36.25	1:36.48	74.98	1:41.16	13 77.33
14	40	BEC	Simon MAYNE	Fisher Fury	12	21:08.61	1 Lap	74.00	1:42.31	7 78.46
15	27	BEC	Robert GRANT	Raw Striker	12	21:14.83	1 Lap	73.64	1:44.43	6 74.91
16	41	BEB	Neil CONSTABLE-BERRY	Fisher Fury	12	21:22.65	1 Lap	73.19	1:43.43	8 75.63
17	44	BEC	Judi DERISLEY	Fisher Fury	11	21:42.45	2 Laps	66.07	1:54.81	8 68.14

Not-Classified

38	BEC	Martin BROOKS	Stuart Taylor Phasar	7	11:37.34	DNF	78.53	1:37.36	7 80.35
33	BEC	Alastair BOULTON	Stuart Taylor Phoenix	5	8:39.07	DNF	75.35	1:41.32	5 77.21
63	BEC	Colin CHAPMAN	Fisher Fury	5	8:39.72	DNF	75.26	1:40.20	5 78.07
65	BEB	Nell PALMER	Stuart Taylor Phoenix	4	7:33.50	DNF	69.00	1:49.25	4 71.60

Non-Starters

13	BEC	David WALE	Fisher Fury Fireblade
----	-----	------------	-----------------------

Fastest Lap

52	BEA	Rob BALDWIN	BDN S2	1:35.55	9 81.87
4	BEC	Derek JONES	Fisher Fury	1:36.84	5 80.78
8	BEB	Paul ROGERS	Stuart Taylor Phoenix	1:39.17	12 78.88

Weather / Track: Cloudy / Dry

Start Time : 11:58

Cadwell park

01 Jul 07 12:21

Clerk of Course : <i>Car Ph...</i>	Time Issued :	Chief Timekeeper: Terry Stevens
---------------------------------------	---------------	---------------------------------

THESE RESULTS REMAIN PROVISIONAL FOR A MINIMUM OF 30 MINUTES FROM THE TIME OF ISSUE

Results produced on HS Sports Timing and Results Systems. Results online at www.750MC.co.uk



750 Motor Club 750 Series
Provisional Results - Race 14

Pl	No	Cl	Name	Car	Laps	Time	Behind	MPH	Best Lap on	MPH
1	18	TC	Linden BRAND	JB	8	15:14.51		68.43	1:51.50	8 70.16
2	20	TC	Paul MASON	Mague	8	15:49.79	35.28	65.89	1:56.18	2 67.33
3	73	TC	Nic GRELE	Jeffrey Mk1	8	16:09.60	55.09	64.54	1:58.85	4 65.93
4	3	TC	David BRAND	Rawson	8	16:20.35	1:05.84	63.84	1:53.96	6 68.65
5	1	TC	Don RAWSON	Rawson Reliant	8	16:20.42	1:05.91	63.83	1:59.55	4 65.44
6	42	TI	Simon WINDLEY	Historic Vee	7	16:55.28	1 Lap	53.94	2:22.27	7 54.99

Not-Classified

2	TC	Roger WINDLEY	Time 3B	1	2:11.44	DNF	59.52	2:11.44	1	59.52
71	TC	Nicola HARNESS	750 Trophy Rapide	0		Starter	0.00			
72	TC	Paul GRELE	Grayford Special	0		Starter	0.00			

Non-Starters

14	TC	Cliff RINGROSE	Phoenix
68	TC	Pete BIRCH	JGS III

Fastest Lap

18	TC	Linden BRAND	JB	1:51.50	8	70.16
42	TI	Simon WINDLEY	Historic Vee	2:22.27	7	54.99

Weather / Track: Cloudy / Dry

Start Time : 12:29


Cadwell park

01 Jul 07 12:46

Clerk of Course C. S. G. 13.06	Time Issued :	Chief Timekeeper : Terry Stevens
-----------------------------------	---------------	----------------------------------

THESE RESULTS REMAIN PROVISIONAL FOR A MINIMUM OF 30 MINUTES FROM THE TIME OF ISSUE

Results produced on HS Sports Timing and Results Systems. Results online at www.750MC.co.uk



750 Motor Club Formula Vee Championship

Provisional Results - Race 15

Pl	No	Cl	Name	Car	Laps	Time	Behind	MPH	Best Lap on	MPH
1	86	FV	Martin GALPIN	GAC 01	8	13:50.50		76.36	1:39.18	3 78.87
2	3	FV	Daniel HANDS	GAC 01	8	13:57.89	7.19	74.71	1:38.82	5 79.16
3	11	FV	Martin FARMER	GAC 03	8	14:04.27	13.77	74.13	1:40.44	5 77.89
4	14	FV	James BIRCH	Scarab Mk5	8	14:08.60	18.10	73.75	1:40.09	4 78.16
5	1	FV	Sam OLIVEIRA	Sheane	8	14:10.86	20.36	73.55	1:39.97	4 78.25
6	22	FV	Jamie CONYERS	GAC 03	8	14:18.00	27.50	72.94	1:40.50	5 77.84
7	41	FV	Simon ROBINSON	Storm Daghorn	8	14:23.39	32.89	72.48	1:41.05	3 77.42
8	6	FV	John HUGHES	Scarab Mk5	8	14:30.20	39.70	71.92	1:40.84	5 77.58
9	33	FV	Ryan LINDSAY	AHS Challenger	8	14:32.77	42.27	71.71	1:41.61	4 76.99
10	9	FV	Stephen GLASSWELL	Storm SF1	8	14:37.78	47.28	71.30	1:41.37	4 77.17
11	67	FV	Paul TAYLOR	AHS Challenger	8	14:41.76	51.26	70.97	1:42.03	3 76.67
12	5	FV	Ian BUXTON	GAC 01	8	14:42.40	51.90	70.92	1:40.88	6 77.55
13	10	FV	Steve OUGH	AHS Challenger	8	14:47.23	56.73	70.54	1:43.01	5 75.94
14	87	FV	Warren SMITH	Storm SF1	8	15:12.42	1:21.92	68.59	1:43.85	3 75.53
15	94	FV	Peter BELSEY	Spyder MK2	8	15:13.50	1:23.00	68.61	1:41.05	4 77.42
16	42	FV	John TOWNSHEND	Sheane Mk2	8	15:58.31	2:07.81	65.30	1:48.36	3 72.19
17	48	FV	Miles SOUTHERTON	AHS Scarab II	8	16:02.25	2:11.75	65.04	1:50.18	5 71.00
18	47	FV	Ankit LOVE	GAC	8	16:03.02	2:12.52	64.99	1:49.27	4 71.59
19	21	FV	Richard POTTERTON	Scarsb Mk2	8	16:19.73	2:29.23	63.88	1:49.68	5 71.32
20	28	FV	Stuart FEATHER	Feather Challenger	8	16:22.34	2:31.84	63.71	1:50.38	3 70.87
21	25	FV	Ottlef BREHMER	AHS Challenger	7	13:54.28	1 Lap	65.64	1:52.18	5 69.73
22	30	FV	Chris WILSHER	Sheane FV97	7	16:09.23	1 Lap	56.50	2:02.06	4 64.09

Not-Classified

8	FV	Bon EVANS	Scarab	7	12:20.48	DNF	73.95	1:39.86	5 78.34
15	FV	Paul SMITH	GAC 02	5	8:38.14	DNF	75.49	1:40.62	4 77.75
2	FV	Jake OLIVEIRA	Storm DC07	4	7:08.61	DNF	73.01	1:40.58	2 77.78
72	FV	Tim HILL	Leystone AMS	0		Starter	0.00		

Fastest Lap

3	FV	Daniel HANDS	GAC 01				1:38.82	5 79.16
---	----	--------------	--------	--	--	--	---------	---------

Weather / Track: Bright / Dry then Raining / Wet

Start Time : 13:41

Cadwell park

01 Jul 07 14:00

Clerk of Course : Ol R Gx 14.30	Time Issued :	Chief Timekeeper : Terry Stevens
------------------------------------	---------------	----------------------------------

THESE RESULTS REMAIN PROVISIONAL FOR A MINIMUM OF 30 MINUTES FROM THE TIME OF ISSUE

Results produced on HS Sports Timing and Results Systems. Results online at www.750MC.co.uk



BRSCC 2007 MSV T Car Championship
Provisional Results - Race 16

Pl	No	Cl	Name	Car	Laps	Time	Behind	MPH	Best Lap on	MPH
1	32	T	William BULLER	T Car	8	15:24.48		67.69	1:52.77	7 69.37
2	21	T	Daniel BROWN	T Car	8	15:24.65	0.17	67.68	1:52.14	7 69.76
3	7	T	Joe HOPKINS	T Car	8	15:30.91	6.43	67.23	1:53.91	8 68.68
4	94	T	Derek MARTIN	T Car	8	16:02.15	37.67	65.04	1:54.42	8 68.37
5	6	T	Daniel ROZWADOWSKI	T Car	8	16:04.42	39.94	64.89	1:56.72	8 67.02
6	34	T	Josh MOFFETT	T Car	8	16:10.82	46.34	64.46	1:55.39	7 67.79
7	3	T	Tommy DAVISON	T Car	8	16:27.49	1:03.01	63.38	1:56.13	8 67.36
8	55	T	Sam COULTER	T Car	8	16:59.13	1:34.65	61.41	2:02.49	7 63.86
9	4	T	Howard FULLER	T Car	8	17:18.10	1:53.62	60.29	2:03.00	7 63.60
10	5	T	James NUTBROWN	T Car	8	17:26.77	2:02.29	59.79	2:03.24	7 63.48

Fastest Lap

21 T Daniel BROWN T Car 1:52.14 7 69.76

Weather / Track: Bright / Wet

Start Time : 14:28

Cadwell park

01 Jul 07 14:47

Clerk of Course :  14:53	Time issued :	Chief Timekeeper : Terry Stevens 
---	---------------	---

THESE RESULTS REMAIN PROVISIONAL FOR A MINIMUM OF 30 MINUTES FROM THE TIME OF ISSUE
 Results produced on HS Sports Timing and Results Systems. Results online at www.750MC.co.uk



**Premier Choice Group 750 Formula Championship
Provisional Results - Race 17**

Pl	No	Cl	Name	Car	Laps	Time	Behind	MPH	Best Lap on	MPH
1	1	F7	Peter BOVE	Darvi P-88	8	14:56.63		69.80	1:49.03	6 71.75
2	3	F7	Mick HARRIS	Darvi 877	8	15:05.40	8.77	69.12	1:47.26	6 72.93
3	6	F7	Dave ROBSON	SDAR/83	8	15:32.29	35.66	67.13	1:51.63	6 70.08
4	15	F7	Chris GOUGH	CGR2	8	15:59.40	1:02.77	66.23	1:56.16	2 67.35
5	9	F7B	Bill RUTTER	Darvi Mk5B	8	16:04.33	1:07.70	64.90	1:57.53	5 66.56
6	7	F7	Rodney HILL	Mystic T4/21	8	16:05.84	1:09.21	64.80	1:57.69	5 66.47
7	27	F7B	Sue BUXTON	Darvi 5/97	8	16:51.06	1:54.43	61.90	2:01.95	5 64.15
8	36	F7	Steve COOPER	PC Special	8	16:59.14	2:02.51	61.41	2:01.06	6 64.62
9	13	F7B	Andrew LAKE	Phoenix	8	16:59.98	2:03.35	61.36	2:03.98	4 63.10
10	76	F7B	John PAGET	Time IV	7	16:16.83	1 Lap	59.73	2:07.73	7 61.24
11	77	F7B	Dick HARTLE	Tristosse Mk7	7	15:17.46	1 Lap	59.69	2:05.05	7 62.56
Not-Classified										
8	F7	Ian ALLEN	ADR	5	9:44.41	DNF	66.93	1:53.78	4	68.75
4	F7	Antony RAINE	Centaur Mk16	0		Starter	0.00			
Fastest Lap										
3	F7	Mick HARRIS	Darvi 877					1:47.26	6	72.93
9	F7B	Bill RUTTER	Darvi Mk5B					1:57.53	5	66.56

Weather / Track: Bright / Wet

Start Time : 14:59

Cadwell park

01 Jul 07 15:19

Clerk of Course : C.S.G. 15:29	Time Issued :	Chief Timekeeper : Terry Stevens
-----------------------------------	---------------	----------------------------------

THESE RESULTS REMAIN PROVISIONAL FOR A MINIMUM OF 30 MINUTES FROM THE TIME OF ISSUE

Results produced on HS Sports Timing and Results Systems. Results online at www.750MC.co.uk



Demon Tweaks / Yokohama Stock Hatch Championship

Provisional Results - Race 18 - Final

Pl	No	Cl	Name	Car	Laps	Time	Behind	MPH	Best Lap on	MPH
1	1	SH	Maurice HAYDEN	Citroen Saxo VTR	10	19:41.94		66.19	1:55.03	8 68.01
2	24	SH	Ryan BENSLEY	Citroen Saxo VTR	10	19:43.11	1.17	66.12	1:55.01	8 68.02
3	20	SH	Terry ROUGHTON	Citroen Saxo	10	19:45.76	3.82	65.97	1:54.93	9 68.07
4	13	SH	James MARSHALL	Citroen Saxo VTR	10	19:46.19	4.25	65.95	1:54.98	9 68.04
5	3	SH	Simon HUNT	Peugeot 106 XSi	10	19:47.36	5.42	65.88	1:55.01	9 68.02
6	82	SH	Matthew FOLEY	Citroen Saxo VTR	10	19:49.54	7.60	65.76	1:55.85	7 67.53
7	42	SHB	Lee SCOTT	Ford Fiesta XR2i	10	19:49.97	8.03	65.74	1:55.05	9 67.99
8	74	SH	Chris CODY	Citroen Saxo	10	19:53.62	11.68	65.54	1:55.46	9 67.75
9	14	SHB	JJ VANNIER	Ford Fiesta XR2	10	19:54.55	12.61	65.49	1:55.24	9 67.88
10	101	SH	Robert BOON	Peugeot 106 XSi	10	19:59.48	17.54	65.22	1:56.46	8 67.18
11	7	SH	Jeff HUMPHRIES	Peugeot 106 Rallye	10	20:00.27	18.33	65.18	1:56.12	8 67.96
12	70	SH	Pat GROVE	Peugeot 106 Rallye	10	20:00.63	18.69	65.16	1:56.22	8 67.31
13	5	SHB	Simon HOWARD	Ford Fiesta XR2	10	20:02.97	21.03	65.03	1:56.20	9 67.32
14	8	SH	Alex DEW	Citroen Saxo	10	20:05.22	23.28	64.91	1:56.19	10 67.33
15	4	SH	Pete MORGAN	Citroen Saxo VTR	10	20:08.20	26.26	64.75	1:55.73	9 67.60
16	18	SH	Nick CARTER	Vauxhall Corsa Sport	10	20:09.81	27.87	64.68	1:56.87	10 66.94
17	9	SHB	Matt ROZIER	Peugeot 205 GTi	10	20:10.64	28.90	64.61	1:55.04	10 68.00
18	55	SH	Graham MULHOLLAND	Citroen Saxo VTR	10	20:14.26	32.32	64.42	1:57.56	8 66.54
19	21	SH	Carl SWAN	Peugeot 106 XSi	10	20:22.03	40.09	64.01	1:57.25	8 66.72
20	41	SH	Martin WARD	Citroen Saxo VTR	10	20:27.13	45.19	63.75	1:57.54	5 66.65
21	22	SHB	Paul BISHOP	Ford Fiesta XR2	10	20:29.20	47.26	63.64	1:57.49	8 66.58
22	26	SH	Alan EASON	Citroen Saxo	10	20:35.48	53.54	63.32	1:59.13	9 66.67
23	33	SHB	Paul COULAM	Ford Fiesta XR2	10	20:37.92	55.98	63.19	1:58.71	8 65.90
24	15	SH	Darren WILSON	Peugeot 106 XSi	10	20:40.92	58.98	63.04	1:57.29	7 66.70
25	112	SHB	Andrew THORPE	Peugeot 106 XSi	10	20:43.13	1:01.19	62.93	1:58.99	8 65.74
26	63	SHB	Geoff PENNINGTON	Suzuki Swift	10	21:01.17	1:19.23	62.03	1:57.70	9 66.46

Not-Classified

57	SHB	Tony TAYLOR	Peugeot 205 GTi	8	16:38.82	DNF	62.66	1:58.95	8	65.77
67	SHB	Tom MOLYNEUX	Ford Fiesta XR2i	4	8:43.32	DNF	59.79	2:03.15	3	63.52

Fastest Lap

20	SH	Terry ROUGHTON	Citroen Saxo					1:54.93	9	68.07
9	SHB	Matt ROZIER	Peugeot 205 GTi					1:55.04	10	68.00

Chequered flag inadvertently delayed - result declared on 10 laps.

Weather / Track: Cloudy / Damp

Start Time : 15:29

Cadwell park

01 Jul 07 15:57

Clerk of Course : <i>Lee Owen</i> 16:33	Time Issued :	Chief Timekeeper : Terry Stevens
--	---------------	----------------------------------

THESE RESULTS REMAIN PROVISIONAL FOR A MINIMUM OF 30 MINUTES FROM THE TIME OF ISSUE

Results produced on HS Sports Timing and Results Systems. Results online at www.750MC.co.uk



750 Motor Club Locost Championship

Provisional Results - Race 19 - Final

Pl	No	Cl	Name	Car	Laps	Time	Behind	MPH	Best Lap on	MPH
1	43	LC	Simon WOOD	Locost	11	20:38.68		69.47	1:49.34	5 71.55
2	1	LC	Declan McDONNELL	Locost	11	20:39.69	1.00	69.41	1:49.89	7 71.19
3	36	LC	Mark GLOVER	Locost	11	20:48.20	9.52	68.94	1:50.94	8 70.51
4	9	LC	Alastair GARRATT	Locost	11	20:48.23	9.55	68.94	1:50.67	5 70.69
5	6	LC	Aaron BAILEY	Locost	11	20:48.47	9.79	68.93	1:51.28	8 70.30
6	83	LC	Paul PRESGRAVES	Locost	11	20:48.96	10.28	68.90	1:51.06	9 70.44
7	52	LC	Michael COOMBER	Locost	11	20:57.22	18.54	68.45	1:51.13	7 70.39
8	35	LC	Paul BRYANT	Locost	11	21:00.66	21.98	68.28	1:50.66	7 70.70
9	46	LC	Kevin LUCAS	Locost	11	21:08.32	29.64	67.85	1:51.63	9 70.08
10	8	LC	Nick LEAR	Locost	11	21:09.43	30.75	67.79	1:52.98	10 69.24
11	44	LC	Gary PARKES	Locost	11	21:13.37	34.69	67.58	1:51.72	9 70.02
12	57	LC	Mike LEAR	Locost	11	21:17.62	38.94	67.36	1:53.07	9 69.19
13	34	LC	Sam BROUGH	Locost	11	21:18.24	39.56	67.32	1:53.25	9 69.08
14	22	LC	Rob FITTER	Locost	11	21:22.76	44.08	67.08	1:50.22	10 70.97
15	37	LC	Robert SIBBONS	Locost	11	21:28.82	50.14	66.77	1:53.38	9 69.00
16	39	LC	Steve EVANS	Locost	11	21:28.98	50.30	66.76	1:53.91	9 68.68
17	71	LC	Victoria PICKLES	Locost	11	21:29.44	50.76	66.74	1:53.66	9 68.83
18	54	LC	David MORROW	Locost	11	21:45.10	1:06.42	65.83	1:53.46	9 68.95
19	59	LC	Carl PICKERING	Locost	10	21:29.09	1 Lap	60.68	2:03.99	7 63.09
Not-Classified										
66	LC	Spencer KEMSLEY	Locost	10	19:09.66	DNF	68.04	1:51.18	9 70.36	
6	LC	Adam WHITE	Locost	8	14:59.47	DNF	69.58	1:49.52	8 71.43	
53	LC	Mark GOGLE	Locost	8	16:47.81	DNF	66.04	1:55.47	7 67.75	
11	LC	Richard JENKINS	Locost	7	13:21.14	DNF	68.35	1:51.80	5 69.97	
73	LC	Mark WHITE	Locost	6	11:52.06	DNF	65.92	1:53.39	5 68.99	
Non-Starters										
49	LC	Richard GREEN	Locost							
Fastest Lap										
43	LC	Simon WOOD	Locost					1:49.34	5 71.55	

Weather / Track: Cloudy,bright,rain / Dry,damp

Start Time : 16:03

Cadwell park

01 Jul 07 16:26

Clerk of Course :

Time Issued :

Chief Timekeeper: Terry Stevens

THESE RESULTS REMAIN PROVISIONAL FOR A MINIMUM OF 30 MINUTES FROM THE TIME OF ISSUE

Results produced on HS Sports Timing and Results Systems. Results online at www.750MC.co.uk



BRSCC 2007 MSV T Car Championship

Provisional Results - Race 20

Pl	No	Cl	Name	Car	Laps	Time	Behind	MPH	Best Lap on	MPH
1	21	T	Daniel BROWN	T Car	8	14:52.80		70.10	1:44.27	2 75.02
2	32	T	William BULLER	T Car	8	14:55.20	2.40	69.91	1:44.59	2 74.79
3	7	T	Joe HOPKINS	T Car	8	15:05.16	12.36	69.14	1:44.76	2 74.67
4	34	T	Josh MOFFETT	T Car	8	15:14.65	21.85	68.42	1:47.15	2 73.01
5	6	T	Daniel ROZWADOWSKI	T Car	8	15:20.69	27.89	67.97	1:48.46	2 72.13
6	94	T	Derek MARTIN	T Car	8	15:51.18	58.38	65.79	1:54.27	6 68.46
7	4	T	Howard FULLER	T Car	8	15:58.29	1:05.49	65.31	1:54.74	2 68.15
8	55	T	Sam COULTER	T Car	8	16:14.16	1:21.36	64.24	1:51.53	2 70.14
Not-Classified										
	3	T	Tommy DAVISON	T Car	7	13:25.62	DNF	67.97	1:49.13	2 71.68
	5	T	James NUTBROWN	T Car	2	4:00.19	DNF	65.14	1:54.26	2 68.46
Fastest Lap										
	21	T	Daniel BROWN	T Car					1:44.27	2 75.02

Weather / Track: Rain / Wet

Start Time : 16:36

Cadwell park

01 Jul 07 16:54

Clerk of Course <i>[Signature]</i>	Time Issued :	Chief Timekeeper : <i>Terry Stevens</i>
---------------------------------------	---------------	---

THESE RESULTS REMAIN PROVISIONAL FOR A MINIMUM OF 30 MINUTES FROM THE TIME OF ISSUE

Results produced on H3 Sports Timing and Results Systems. Results online at www.750MC.co.uk



750 Motor Club VW Golf GTi Mk2 Series

Provisional Results - Race 21

Pl	No	Cl	Name	Car	Laps	Time	Behind	MPH	Best Lap on	MPH
1	4	VW2	Ian CARVELL	VW Golf GTi Mk2	8	15:39.57		66.61	1:54.29	7 68.45
2	16	VW1	Steven KAUDEUR	VW Golf GTi Mk2	8	15:41.26	1.69	66.49	1:54.68	7 68.21
3	48	VW2	Chris SANDERS	VW Golf GTi Mk2	8	15:41.50	1.93	66.47	1:54.40	7 68.38
4	22	VW1	Richard MARSH	VW Golf GTi Mk2	8	16:13.04	33.47	64.32	1:58.11	8 66.23
5	30	VW2	Andy STENNING	VW Golf GTi Mk2	8	16:14.40	34.83	64.23	1:56.07	8 67.40
6	17	VW2	Adam STEVENSON	VW Golf GTi Mk2	8	16:20.21	40.64	63.85	1:59.00	6 65.74
7	2	VW2	James COLBOURNE	VW Golf GTi Mk2	8	16:22.78	43.21	63.68	1:59.41	8 65.51
8	18	VW1	Mike CONNICK	VW Golf GTi Mk2	8	16:55.13	1:15.56	61.65	2:04.67	7 62.75
9	70	VW2	Anthony MARLOW	VW Golf GTi Mk2	8	17:17.27	1:37.70	60.33	2:03.42	8 63.38
10	7	VW2	Ian WARD	VW Golf GTi Mk2	8	17:18.22	1:38.65	60.28	2:03.37	8 63.41
11	5	VW1	Luke WALES	VW Golf GTi Mk2	8	17:40.49	2:00.92	59.01	2:08.40	8 60.93
12	71	VW1	Nicola HARNESS	VW Golf GTi Mk2	8	17:42.43	2:02.86	58.90	2:08.41	7 61.86
13	9	VW2	Susanna KENNISTON	VW Golf GTi Mk2	8	17:42.77	2:03.20	58.89	2:08.80	8 61.89

Not-Classified

11	VW2	Jako JOHNSON	VW Golf GTi Mk2	3	6:31.86	DNF	59.89	2:05.22	3 62.47
49	VW2	Josh RAYMAN	VW Golf GTi Mk2	2	4:18.99	DNF	60.41	2:00.87	2 64.72

Non-Starters

55	VW1	Karl WHITWORTH	VW Golf GTi Mk2
69	VW1	Eliot DUNMORE	VW Golf GTi Mk2

Fastest Lap

4	VW2	Ian CARVELL	VW Golf GTi Mk2	1:54.29	7 68.45
16	VW1	Steven KAUDEUR	VW Golf GTi Mk2	1:54.68	7 68.21

Weather / Track: Bright / Damp

Start Time: 17:06


Cadwell park

01 Jul 07 17:24

Clerk of Course: <i>Worke</i> 17:30	Time Issued:	Chief Timekeeper: Terry Stevens
-------------------------------------	--------------	---------------------------------

THESE RESULTS REMAIN PROVISIONAL FOR A MINIMUM OF 30 MINUTES FROM THE TIME OF ISSUE

Results produced on HS Sports Timing and Results Systems. Results online at www.750MC.co.uk



Toyo Tires Challenge
2nd Best Qualifying Times

Pos	No	Cl	Name	Car	Time
1	06	TTC	John WILLCOCKS	BMW E30 M3	1:45.78
2	35	TTC	Stacy VICKERS	Mazda RX7	1:45.83
3	9	TTC	Ken LARK	VW Corrado	1:46.24
4	37	TTC	Andrew BUSBY	BMW E30 M3	1:46.63
5	48	TTE	Jon PAYNE	Chrysler Sunbeam	1:48.53
6	15	TTC	Rob PAYNE	BMW E30 M3	1:48.58
7	21	TTC	Don HUGHES	VW Golf GTI	1:48.53
8	44	TTE	Colin STUBBS	Rover 210 GTI	1:51.57
9	36	TTE	Dean SPURR	BMW 320	1:53.36
10	95	TTE	Len COLLEY	BMW 320	1:53.61
11	70	TTE	Michael KIDMAN	BMW 318i	1:54.40
12	87	TTE	Nigel BRITAIN	BMW E30	1:56.15
13	22	TTD	Richard MARSH	VW Golf GTI	1:56.87
14	56	TTE	James MEAD	BMW 318i	1:58.99
15	3	TTE	Nigel OLIVE-JONES	BMW 318i	1:58.89
16	82	TTE	Paul WILSON	BMW 320	2:01.07
17	42	TTA	Roger WEBSTER	Jaguar XJS	2:06.83
18	83	TTA	Craig JAMIESON	Ford Sierra Cosworth	2:12.18
19	52	TTE	Richard CORMODE	BMW 320i	2:14.93

Clerk of Course:



Time Issued:




Chief Timekeeper:



30 Jun 07 09:28

THESE RESULTS REMAIN PROVISIONAL FOR A MINIMUM OF 30 MINUTES FROM THE TIME OF ISSUE



Toyo Tires Challenge

Provisional Qualifying Times - P1

Pl	No	Cl	Name	Car	Laps	Time on Lap	Behind	MPH
1	9	TTC	Ken LARK	VW Corrado	8	1:44.92	7	74.58
2	35	TTC	Stacy VICKERS	Mazda RX7	8	1:45.08	5	74.45
3	96	TTC	John WILLCOCKS	BMW E30 M3	8	1:45.17	4	74.38
4	37	TTC	Andrew BUSBY	BMW E30 M3	8	1:46.56	6	73.41
5	15	TTC	Rob PAYNE	BMW E30 M3	8	1:48.09	6	72.37
6	49	TTE	Jon PAYNE	Chrysler Sunbeam	7	1:48.33	6	72.21
7	21	TTC	Don HUGHES	VW Golf GTI	8	1:48.93	8	71.81
8	44	TTE	Colin STUBBS	Rover 216 GTI	8	1:51.02	4	70.46
9	36	TTE	Dean SPURR	BMW 320	8	1:53.05	6	69.20
10	95	TTE	Len COLLEY	BMW 320	8	1:53.32	7	69.03
11	79	TTE	Michael KIDMAN	BMW 318i	8	1:53.44	8	68.96
12	97	TTE	Nigel BRITTAIN	BMW E30	8	1:55.33	8	67.83
13	22	TTD	Richard MARSH	VW Golf GTI	8	1:55.75	8	67.58
14	56	TTE	James MEAD	BMW 318i	8	1:57.87	5	66.37
15	3	TTE	Nigel OLIVE-JONES	BMW 318i	8	1:58.67	8	65.92
16	92	TTE	Paul WILSON	BMW 320	7	2:01.03	5	64.64
17	83	TTA	Craig JAMIESON	Ford Sierra Cosworth	7	2:01.32	7	64.48
18	42	TTA	Roger WEBSTER	Jaguar XJS	7	2:06.55	5	61.82
19	62	TTE	Richard CORMODE	BMW 320i	4	2:11.45	4	59.51

Not-Seen

29	TTB	Cella STEVENS	Jaguar XJS
46	TTE	Roger TILLOTSON	BMW 320i
73	TTE	Dave MULLENDER	BMW E30 320
8	TTA	Iain SUGGETT	Jaguar XJS

Weather / Track: Bright / Dry

Start Time: 09:08


Cadwell park

30 Jun 07 09:26

Clerk of Course: 	Time Issued: 10:55	Chief Timekeeper: Terry Stevens 
--	--------------------	---

THESE RESULTS REMAIN PROVISIONAL FOR A MINIMUM OF 30 MINUTES FROM THE TIME OF ISSUE

Results produced on HS Sports Timing and Results Systems. Results online at www.750MC.co.uk



SR & GT

Provisional Qualifying Times - P2

PI	No	CI	Name	Car	Laps	Time on Lap	Behind	MPH
1	57	SRA	Nick TAYLOR	GD 427 Cobra	6	1:38.70	5	79.26
2	28	SRA	Clinton DORRELL	Cobra GD 427	6	1:40.44	4	77.80
3	0	SRA	Mark JORDAN	RAM Cobra	5	1:41.00	2	77.45
4	35	SRA	John DICKSON	RAM Cobra	6	1:41.40	4	77.15
5	45	SRB	Nigel EDWARDS	Crossle 98	6	1:41.83	4	76.75
6	13	SRB	David HUGHES	Crossle 98	6	1:42.83	4	76.08
7	4	SRB	Gwyn POLLARD	Crossle 98	6	1:45.12	4	74.42
8	34	SRC	Roger DONNAN	Hawk Stratos	6	1:46.49	4	73.46
9	20	SRD	Adam WILKINSON	Westfield 11	6	1:47.42	4	72.82
10	29	SRD	John SUCKLING	Taydeo Mk2	5	1:48.36	4	72.23
11	11	SRB	Ken CULVERWELL	Mamba C23R	4	1:49.34	4	71.55
12	73	SRC	Tim BURNETT	Jaguar D Type	5	1:51.32	4	70.27
13	8	SRC	John DENCH	Porsche 911RS	5	1:51.69	3	70.04
14	59	SRC	Richard ABELS	Jaguar E Type	4	1:51.91	3	69.90
15	54	SRD	Michael SHOBRIDGE	Lotus Elan Mk4	5	2:00.26	4	65.05
16	58	SRC	Jerry KNIGHT	Jaguar D Type Replica	5	2:01.80	3	64.39
17	37	SRB	Mike WALKER	Crossle 98	2	2:10.54	1	59.93

Not-Seen

3	SRB	Nick LEDGER	Crossle 98
69	SRC	John ARNOLD	Jaguar D Type Replica
71	SRB	Andrew TODD	Crossle 98
80	SRB	Garry WILSON	Crossle 98

Weather / Track: Bright / Dry

Start Time : 09:30

Cadwell park

30 Jun 07 09:45


Clerk of Course :

Time Issued :

Chief Timekeeper : Terry Stevens

THESE RESULTS REMAIN PROVISIONAL FOR A MINIMUM OF 30 MINUTES FROM THE TIME OF ISSUE

Results produced on H2 Sports Timing and Results Systems. Results online at www.750MC.co.uk



SR & GT

2nd Best Qualifying Times

Pos	No	Cl	Name	Car	Time
1	57	SRA	Nick TAYLOR	GD 427 Cobra	1:39.40
2	26	SRA	Clinton DORRELL	Cobra GD 427	1:41.20
3	0	SRA	Mark JORDAN	RAM Cobra	1:41.37
4	35	SRA	John DICKSON	RAM Cobra	1:42.05
5	45	SRB	Nigel EDWARDS	Crossie 98	1:42.98
6	13	SRB	David HUGHES	Crossie 98	1:48.13
7	4	SRB	Gwyn POLLARD	Crossie 98	1:45.80
8	34	SRC	Roger DONNAN	Hawk Stratos	1:47.68
9	20	SRD	Adam WILKINSON	Westfield 11	1:49.34
10	29	SRD	John SUCKLING	Taydec Mk2	1:51.48
11	8	SRC	John DENCH	Porsche 911RS	1:51.94
12	73	SRC	Tim BURNETT	Jaguar D Type	1:52.57
13	11	SRB	Ken CULVERWELL	Mamba C23R	1:52.77
14	59	SRC	Richard ABELS	Jaguar E Type	1:53.46
15	54	SRD	Michael SHOBRIDGE	Lotus Elan Mk4	2:00.75
16	56	SRC	Jerry KNIGHT	Jaguar D Type Replica	2:02.80
17	37	SRB	Mike WALKER	Crossie 98	6:46.95

Clerk of Races:

10:55

Time Issued:

Chief Timekeeper:

30 Jun 07 09:47

Stock Hatch

2nd Best Qualifying Times

Pos	No	Cl	Name	Car	Time
1	24	SH	Ryan BENSLEY	Citroen Saxo VTR	1:49.82
2	1	SH	Maurice HAYDEN	Citroen Saxo VTR	1:50.40
3	7	SH	Jeff HUMPHRIES	Peugeot 106 Rallye	1:50.91
4	20	SH	Terry ROUGHTON	Citroen Saxo	1:50.92
5	3	SH	Simon HUNT	Peugeot 106 XSI	1:51.20
6	5	SHE	Simon HOWARD	Ford Fiesta XR2	1:51.23
7	13	SH	James MARSHALL	Citroen Saxo VTR	1:51.28
8	42	SHE	Lee SCOTT	Ford Fiesta XR2i	1:51.55
9	101	SH	Robert BOON	Peugeot 106 XSI	1:51.57
10	74	SH	Chris CODY	Citroen Saxo	1:51.67
11	14	SHE	JJ VANNIER	Ford Fiesta XR2	1:51.83
12	4	SH	Pete MORGAN	Citroen Saxo VTR	1:51.86
13	82	SH	Matthew FOLEY	Citroen Saxo VTR	1:52.03
14	15	SH	Darren WILSON	Peugeot 106 XSI	1:52.38
15	18	SH	Nick CARTER	Vauxhall Corsa Sport	1:52.39
16	22	SHE	Paul BISHOP	Ford Fiesta XR2	1:52.42
17	70	SH	Pat GROVE	Peugeot 106 Rallye	1:52.69
18	41	SH	Martin WARD	Citroen Saxo VTR	1:52.85
19	9	SHE	Matt ROZIER	Peugeot 205 GTI	1:53.01
20	83	SHE	Geoff PENNINGTON	Suzuki Swift	1:53.30
21	8	SH	Alex DEW	Citroen Saxo	1:53.42
22	33	SHE	Paul COULAM	Ford Fiesta XR2	1:53.56
23	112	SHE	Andrew THORPE	Peugeot 106 XSI	1:53.59
24	67	SHE	Tom MOLYNEUX	Ford Fiesta XR2i	1:54.17
25	65	SH	Graham MULHOLLAND	Citroen Saxo VTR	1:54.73
26	104	SHE	Richard ASHER	Ford Fiesta XR2	1:55.35
27	57	SHE	Tony TAYLOR	Peugeot 205 GTI	1:55.74
28	26	SH	Alan EASON	Citroen Saxo	1:55.77
29	78	SHE	Paul CONNELL	Peugeot 205 GTI	1:55.79
30	85	SHE	Derek ROZIER	Ford Fiesta XR2i	1:55.88
31	21	SH	Carl SWAN	Peugeot 106 XSI	1:56.08
32	94	SHE	Kev HUTTON	Peugeot 106 XSI	1:56.24
33	40	SHE	Adam CAST	Ford Fiesta XR2	1:56.37
34	27	SHE	Craig EMMERSON	Vauxhall Nova GTE	1:56.57
35	43	SHE	Martin CAYZER	Ford Fiesta XR2	1:56.75
36	109	SH	Amy BARKER	Citroen Saxo	1:57.42
37	25	SHE	Richard DIXON	Ford Fiesta XR2	1:57.56
38	36	SHE	Darren GAY	Ford Fiesta XR2	1:58.06
39	88	SHE	Nail WALSH	Ford Fiesta XR2	1:58.26
40	124	SHE	Jason COX	Ford Fiesta XR2	1:59.82
41	23	SH	Jamie GOLBY	Citroen Saxo VTR	2:00.10
42	50	SH	Geoff BLUFF	Citroen Saxo	2:00.20
43	116	SHE	Dave MASON	Ford Fiesta XR2	2:01.54
44	122	SHE	Oliver DAVIES	Vauxhall Nova GSI	2:01.63
45	35	SHE	Kelth BARKER	Ford Fiesta XR2	2:02.38
46	60	SHE	Tim MIZEN	Ford Fiesta XR2i	2:03.70
47	64	SHE	Maurice DAVIES	Ford Fiesta XR2	2:03.74
48	77	SHE	Andy PHILPOTTS	Ford Fiesta XR2i	2:04.23
49	96	SHE	Christopher HUBBARD	Ford Escort XR3i	2:07.20
50	131	SH	Amy SCARISBRICK	Citroen Saxo VTR	2:10.65
51	73	SHE	Tim WILSON	Peugeot 205 GTI	2:14.80

30 Jun 07 10:44

Clerk of Course <i>[Signature]</i>	Time Issued:	Chief Timekeeper: <i>[Signature]</i>
---------------------------------------	--------------	---

THESE RESULTS REMAIN PROVISIONAL FOR A MINIMUM OF 30 MINUTES FROM THE TIME OF ISSUE

Stock Hatch

Combined Qualifying Times

Pos	No	Cl	Name	Car	Session	Laps	Best on Lap	Mph
1	24	SH	Ryan BENSLEY	Citroen Saxo VTR	B	8	1:49.44	5 71.48
2	20	SH	Terry ROUGHTON	Citroen Saxo	A	8	1:50.12	3 71.04
3	1	SH	Maurice HAYDEN	Citroen Saxo VTR	B	8	1:50.31	8 70.92
4	7	SH	Jeff HUMPHRIES	Peugeot 106 Rallye	A	8	1:50.34	7 70.90
5	101	SH	Robert BOON	Peugeot 106 XSi	A	8	1:50.93	8 70.52
6	13	SH	James MARSHALL	Citroen Saxo VTR	A	8	1:50.98	8 70.50
7	4	SH	Pete MORGAN	Citroen Saxo VTR	B	8	1:50.99	8 70.48
8	3	SH	Simon HUNT	Peugeot 106 XSi	B	6	1:51.00	2 70.48
9	8	SHB	Simon HOWARD	Ford Fiesta XR2	A	8	1:51.22	8 70.34
10	74	SH	Chris CODY	Citroen Saxo	A	8	1:51.35	7 70.25
11	42	SHB	Lee SCOTT	Ford Fiesta XR2i	A	8	1:51.37	6 70.24
12	14	SHB	JJ VANNIER	Ford Fiesta XR2	B	8	1:51.57	5 70.12
13	22	SHB	Paul BISHOP	Ford Fiesta XR2	A	8	1:51.77	8 69.99
14	82	SH	Matthew FOLEY	Citroen Saxo VTR	B	8	1:51.98	9 69.88
15	18	SH	Nick CARTER	Vauxhall Corsa Sport	B	8	1:52.25	6 69.69
16	15	SH	Darren WILSON	Peugeot 106 XSi	B	8	1:52.28	2 69.67
17	41	SH	Martin WARD	Citroen Saxo VTR	B	8	1:52.28	8 69.67
18	70	SH	Pat GROVE	Peugeot 106 Rallye	A	8	1:52.31	5 69.65
19	9	SHB	Matt ROZIER	Peugeot 205 GTi	A	8	1:52.81	8 69.34
20	112	SHB	Andrew THORPE	Peugeot 106 XSi	A	7	1:53.16	5 69.13
21	63	SHB	Geoff PENNINGTON	Suzuki Swift	A	7	1:53.20	7 69.11
22	33	SHB	Paul COULAM	Ford Fiesta XR2	B	8	1:53.33	5 69.03
23	8	SH	Alex DEW	Citroen Saxo	B	3	1:53.37	3 69.00
24	67	SHB	Tom MOLYNEUX	Ford Fiesta XR2i	A	8	1:53.81	6 68.74
25	65	SH	Graham MULHOLLAND	Citroen Saxo VTR	A	8	1:54.14	6 68.54
26	104	SHB	Richard ASHER	Ford Fiesta XR2	A	8	1:54.70	5 68.20
27	78	SHB	Paul CONNELL	Peugeot 205 GTi	B	5	1:54.93	4 68.07
28	57	SHB	Tony TAYLOR	Peugeot 205 GTi	B	8	1:55.31	8 67.84
29	21	SH	Carl SWAN	Peugeot 106 XSi	A	4	1:55.33	3 67.83
30	40	SHB	Adam CAST	Ford Fiesta XR2	A	8	1:55.41	8 67.79
31	55	SHB	Derek ROZIER	Ford Fiesta XR2i	B	8	1:55.48	8 67.75
32	26	SH	Alan EASON	Citroen Saxo	B	7	1:55.60	8 67.67
33	43	SHB	Martin CAYZER	Ford Fiesta XR2	B	7	1:55.67	7 67.63
34	94	SHB	Kev HUTTON	Peugeot 106 XSi	A	8	1:55.90	8 67.50
35	27	SHB	Craig EMMERSON	Vauxhall Nova GTE	A	7	1:56.24	7 67.30
36	109	SH	Amy BARKER	Citroen Saxo	A	7	1:56.32	7 67.25
37	25	SHB	Richard DIXON	Ford Fiesta XR2	A	8	1:56.86	8 66.94
38	38	SHB	Darren GAY	Ford Fiesta XR2	A	7	1:57.78	8 66.42
39	60	SHB	Tim MIZEN	Ford Fiesta XR2i	A	3	1:57.86	2 66.37
40	88	SHB	Nail WALSH	Ford Fiesta XR2	A	7	1:58.16	7 66.21
41	23	SH	Jamie GOLBY	Citroen Saxo VTR	B	7	1:58.26	7 66.15
42	116	SHB	Dave MASON	Ford Fiesta XR2	B	5	1:58.89	4 65.91
43	59	SH	Geoff BLUFF	Citroen Saxo	B	7	1:58.72	8 65.89
44	124	SHB	Jason COX	Ford Fiesta XR2	A	5	1:58.77	3 65.87
45	122	SHB	Oliver DAVIES	Vauxhall Nova GSi	A	7	2:01.00	6 64.65
46	84	SHB	Maurice DAVIES	Ford Fiesta XR2	B	7	2:01.70	7 64.28
47	36	SHB	Keith BARKER	Ford Fiesta XR2	B	7	2:01.90	7 64.17
48	77	SHB	Andy PHILPOTTS	Ford Fiesta XR2i	B	4	2:02.84	4 63.79
49	73	SHB	Tim WILSON	Peugeot 205 GTi	B	2	2:04.04	2 63.07
50	131	SH	Amy SCARIBRICK	Citroen Saxo VTR	B	7	2:06.36	7 61.91
51	96	SHB	Christopher HUBBARD	Ford Escort XR3i	B	7	2:07.19	7 61.50
52	17	SHB	Martin BOON	Rover GTi	A	0	DNS	0
53	97	SHB	George ROBINSON	Peugeot 205 GTi	A	0	DNS	0
54	79	SH	Bill PARIERA	Peugeot 106 Rallye	B	0	DNS	0
55	127	SHB	Lee JACKSON	Ford Fiesta XR2	B	0	DNS	0

No 94 - transponder intermittent, please check connections


Cadwell park

30 Jun 07 10:37

Clerk of Course : <i>Chris</i>	Time Issued : 10:50	Chief Timekeeper : <i>[Signature]</i>
-----------------------------------	------------------------	--

THESE RESULTS REMAIN PROVISIONAL FOR A MINIMUM OF 30 MINUTES FROM THE TIME OF ISSUE

Results produced on H&S Sports Timing and Results Systems. Results online at www.750MG.co.uk



Locost

2nd Best Qualifying Times

Pos	No	Cl	Name	Car	Time
1	22	LC	Rob FITTER	Locost	1:48.38
2	5	LC	Adam WHITE	Locost	1:48.81
3	1	LC	Declan McDONNELL	Locost	1:48.44
4	83	LC	Paul PRESGRAVES	Locost	1:49.48
5	43	LC	Simon WOOD	Locost	1:50.29
6	35	LC	Paul BRYANT	Locost	1:50.50
7	8	LC	Aaron BAILEY	Locost	1:50.87
8	81	LC	James KMIECIAK	Locost	1:51.41
9	86	LC	Spencer KEMSLEY	Locost	1:51.54
10	64	LC	Andrew NEAL	Locost	1:52.88
11	74	LC	Garry BRANDON	Locost	1:54.02
12	71	LC	Victoria PICKLES	Locost	1:54.82
13	67	LC	Ernie GUSHLOW	Locost	1:55.15
14	53	LC	Mark GOGLE	Locost	1:55.62
15	63	LC	Craig TURNER	Locost	1:58.40
16	78	LC	Richard PEARSON	Locost	1:57.95
17	51	LC	Alastair ECCLESFIELD	Locost	2:00.19
18	52	LC	Michael COOMBER	Locost	2:01.25
19	36	LC	Mark GLOVER	Locost	2:01.76
20	8	LC	Nick LEAR	Locost	2:01.98
21	9	LC	Alastair GARRATT	Locost	2:03.24
22	11	LC	Richard JENKINS	Locost	2:03.21
23	39	LC	Steve EVANS	Locost	2:04.25
24	54	LC	David MORROW	Locost	2:05.19
25	44	LC	Gary PARKES	Locost	2:05.44
26	46	LC	Kevin LUCAS	Locost	2:08.24
27	34	LC	Sam BROUGH	Locost	2:08.47
28	95	LC	Steve KIRBY	Locost	2:08.70
29	73	LC	Mark WHITE	Locost	2:07.62
30	75	LC	Glenn BOYER	Locost	2:07.96
31	23	LC	Robert MIDDLETON	Locost	2:08.19
32	49	LC	Richard GREEN	Locost	2:10.05
33	68	LC	Andy POINTER	Locost	2:20.64
34	59	LC	Carl PICKERING	Locost	2:21.18
35	27	LC	Lee MIDDLETON	Locost	2:35.55

Clark of Course:

W. White 12:00


Time issued:

Chief Timekeeper:

[Signature]

30 JUN 07 11:28

THESE RESULTS REMAIN PROVISIONAL FOR A MINIMUM OF 30 MINUTES FROM THE TIME OF ISSUE



Locost

Combined Qualifying Times

Pos	No	Cl	Name	Car	Session	Laps	Best on Lap	Mph
1	22	LC	Rob FITTER	Locost	A	8	1:48.33	72.24
2	5	LC	Adam WHITE	Locost	A	8	1:48.40	72.17
3	83	LC	Paul PRESGRAVES	Locost	A	8	1:48.81	72.03
4	1	LC	Declan McDONNELL	Locost	A	8	1:49.24	71.81
5	43	LC	Simon WOOD	Locost	A	8	1:49.73	71.29
6	35	LC	Paul BRYANT	Locost	A	8	1:50.13	71.03
7	6	LC	Aaron BAILEY	Locost	A	8	1:50.27	70.94
8	81	LC	James KMIECIAK	Locost	A	6	1:51.16	70.37
9	68	LC	Spencer KEMSLEY	Locost	A	8	1:51.22	70.34
10	64	LC	Andrew NEAL	Locost	A	8	1:52.73	69.39
11	74	LC	Garry BRANDON	Locost	A	8	1:53.61	69.06
12	71	LC	Victoria PICKLES	Locost	A	8	1:54.72	68.19
13	87	LC	Ernie GUSHLOW	Locost	A	8	1:55.15	67.84
14	53	LC	Mark GOGLE	Locost	A	6	1:55.48	67.75
15	63	LC	Craig TURNER	Locost	A	8	1:55.99	67.44
16	78	LC	Richard PEARSON	Locost	A	8	1:57.86	66.49
17	51	LC	Alistair ECCLESFIELD	Locost	A	7	2:00.00	65.19
18	52	LC	Michael COOMBER	Locost	B	6	2:00.51	64.91
19	36	LC	Mark GLOVER	Locost	B	8	2:00.97	64.67
20	8	LC	Nick LEAR	Locost	B	7	2:01.20	64.54
21	9	LC	Alistair GARRATT	Locost	B	6	2:03.02	63.59
22	11	LC	Richard JENKINS	Locost	B	7	2:03.09	63.55
23	39	LC	Steve EVANS	Locost	B	7	2:03.11	63.54
24	54	LC	David MORROW	Locost	B	7	2:03.82	63.18
25	46	LC	Kevin LUCAS	Locost	B	7	2:04.00	63.09
26	44	LC	Gary PARKES	Locost	B	7	2:04.98	62.89
27	95	LC	Steve KIRBY	Locost	B	7	2:05.77	62.20
28	34	LC	Sam BROUGH	Locost	B	7	2:06.27	61.95
29	73	LC	Mark WHITE	Locost	B	7	2:07.51	61.35
30	75	LC	Glenn BOYER	Locost	B	7	2:07.53	61.34
31	23	LC	Robert MIDDLETON	Locost	B	7	2:08.05	61.09
32	49	LC	Richard GREEN	Locost	B	7	2:08.34	60.48
33	27	LC	Lee MIDDLETON	Locost	A	3	2:10.87	59.78
34	59	LC	Carl PICKERING	Locost	B	5	2:19.34	56.14
35	68	LC	Andy POINTER	Locost	B	6	2:19.85	55.90
36	37	LC	Robert SIBBONS	Locost	B	1	2:26.37	53.45
37	57	LC	Mika LEAR	Locost	A	0	DNS	0

No 43 - no transponder

Cadwell park

30 Jun 07 11:25

Clerk of Course: <i>W. Leach</i> 12:00	Time Issued:	Chief Timekeeper: <i>[Signature]</i>
---	--------------	---

THESE RESULTS REMAIN PROVISIONAL FOR A MINIMUM OF 30 MINUTES FROM THE TIME OF ISSUE

Results produced on HS Sports Timing and Results Systems. Results online at www.750MC.co.uk



RGB

Provisional Qualifying Times - P7

Pl	No	Cl	Name	Car	Laps	Time on Lap	Behind	MPH
1	52	BEA	Rob BALDWIN	BDN 52	8	1:46.10	0	73.73
2	38	BEC	Martin BROOKS	Stuart Taylor Phasar	8	1:47.71	7	72.63
3	12	BEC	Mike ATKINSON	Stuart Taylor Phasar	8	1:47.91	8	72.49
4	4	BEC	Derek JONES	Fisher Fury	8	1:48.80	6	71.90
5	8	BEB	Paul ROGERS	Stuart Taylor Phoenix	8	1:49.55	7	71.41
6	9	BEC	John CUTMORE	Westfield Megablade	8	1:49.73	8	71.29
7	63	BEC	Collin CHAPMAN	Fisher Fury	8	1:50.32	8	70.91
8	50	BEC	Tim HOVERD	Fisher Fury	8	1:50.52	7	70.78
9	16	BEC	Matt ROWE	Fisher Fury	8	1:50.58	8	70.74
10	33	BEC	Alastair BOULTON	Stuart Taylor Phoenix	8	1:50.62	8	70.72
11	99	BEA	Steve ROBINSON	Genesis RR06	8	1:51.49	8	70.17
12	89	BEC	Jonathan THACKRAY	Fisher Fury	8	1:52.88	8	69.30
13	88	BEC	Richard WISE	Raw Striker 2007	8	1:53.00	7	69.23
14	36	BEC	Henry CARR	Fisher Fury	8	1:53.44	5	68.96
15	27	BEC	Robert GRANT	Raw Striker	8	1:54.48	8	68.35
16	34	BEB	Colin DUCE	Fisher Fury	7	1:54.73	7	68.18
17	65	BEB	Nell PALMER	Stuart Taylor Phoenix	7	1:57.14	7	66.78
18	13	BEC	David WALE	Fisher Fury Fireblade	4	1:57.45	4	66.61
19	40	BEC	Simon MAYNE	Fisher Fury	7	2:01.37	7	64.46
20	41	BEB	Nell CONSTABLE-BERRY	Fisher Fury	7	2:03.13	7	63.53
21	44	BEC	Judi DERISLEY	Fisher Fury	7	2:05.44	4	62.38

Not-Seen

14	BEA	Doug CARTER	Genesis Evo
25	BEA	Julius BATES	Aeon Blaze
66	BEB	Adrian MOORE	Pelf Genesis Evo
75	BEA	Gordon GRIFFIN	T5 Mission

Weather / Track: Overcast / Wet

Start Time: 11:27

Cadwell park

30 Jun 07 11:51

Clerk of Course <i>[Signature]</i>	Time Issued: 12:03	Chief Timekeeper: Terry Stevens <i>[Signature]</i>
---------------------------------------	-----------------------	---

THESE RESULTS REMAIN PROVISIONAL FOR A MINIMUM OF 30 MINUTES FROM THE TIME OF ISSUE

Results produced on H8 Sports Timing and Results Systems. Results online at www.750MC.co.uk



RGB

2nd Best Qualifying Times

Pos	No	Cl	Name	Car	Time
1	52	BEA	Rob BALDWIN	BDN S2	1:46.47
2	38	BEC	Martin BROOKS	Stuart Taylor Phaser	1:47.73
3	12	BEC	Mike ATKINSON	Stuart Taylor Phaser	1:48.11
4	4	BEC	Derek JONES	Fisher Fury	1:48.71
5	8	BEB	Paul ROGERS	Stuart Taylor Phoenix	1:50.32
6	50	BEC	Tim HOVERD	Fisher Fury	1:51.00
7	33	BEC	Alastair BOULTON	Stuart Taylor Phoenix	1:51.09
8	16	BEC	Matt ROWE	Fisher Fury	1:51.36
9	99	BEA	Steve ROBINSON	Genesis RR05	1:51.70
10	9	BEC	John CUTMORE	Westfield Megablade	1:51.98
11	63	BEC	Collin CHAPMAN	Fisher Fury	1:52.02
12	69	BEC	Jonathan THACKRAY	Fisher Fury	1:53.27
13	88	BEC	Richard WISE	Raw Striker 2007	1:53.33
14	36	BEC	Henry CARR	Fisher Fury	1:53.62
15	27	BEC	Robert GRANT	Raw Striker	1:54.59
16	34	BEB	Colin DUCE	Fisher Fury	1:56.61
17	65	BEB	Nell PALMER	Stuart Taylor Phoenix	1:57.32
18	13	BEC	David WALE	Fisher Fury Fireblade	1:57.94
19	41	BEB	Nell CONSTABLE-BERRY	Fisher Fury	2:03.44
20	40	BEC	Simon MAYNE	Fisher Fury	2:05.13
21	44	BEC	Judi DERISLEY	Fisher Fury	2:06.12

Clerk of Course:


[Signature] 12:04

Time Issued:

Chief Timekeeper:

30 Jun 07 11:53

THESE RESULTS REMAIN PROVISIONAL FOR A MINIMUM OF 30 MINUTES FROM THE TIME OF ISSUE



750 Trophy

Provisional Qualifying Times - P8

Pl	No	Cl	Name	Car	Laps	Time on Lap	Behind	MPH
1	18	TC	Linden BRAND	JB	7	2:04.70	2	52.73
2	3	TC	David BRAND	Rawson	3	2:05.40	3	62.38
3	68	TC	Pete BIRCH	JGS III	5	2:07.60	5	61.21
4	73	TC	Nic GRELE	Jeffrey Mk1	6	2:12.78	3	56.92
5	2	TC	Roger WINDLEY	Time 3B	6	2:15.42	6	57.77
6	14	TC	Cliff RINGROSE	Phoenix	6	2:16.52	5	57.30
7	20	TC	Paul MASON	Hague	6	2:18.88	6	57.10
8	1	TC	Don RAWSON	Rawson Reliant	4	2:17.56	4	56.87
9	72	TC	Paul GRELE	Grayford Special	6	2:20.28	3	55.77
10	71	TC	Nicola HARNESS	750 Trophy Rapide	6	2:35.52	4	50.27
11	42	TI	Simon WINDLEY	Historic Vee	6	2:36.92	6	49.65

Exclusions

37	LC	Robert SIBBONS	Locost	out of session
57	LC	Mike LEAR	Locost	out of session
8	TTA	Iain SUGGETT	Jaguar XJS	out of session

2nd Best Qualifying Times

Pos	No	Cl	Name	Car	Time
1	18	TC	Linden BRAND	JB	2:04.84
2	3	TC	David BRAND	Rawson	2:06.58
3	68	TC	Pete BIRCH	JGS III	2:09.47
4	2	TC	Roger WINDLEY	Time 3B	2:15.22
5	73	TC	Nic GRELE	Jeffrey Mk1	2:16.32
6	14	TC	Cliff RINGROSE	Phoenix	2:16.73
7	20	TC	Paul MASON	Hague	2:17.21
8	1	TC	Don RAWSON	Rawson Reliant	2:20.00
9	72	TC	Paul GRELE	Grayford Special	2:21.76
10	71	TC	Nicola HARNESS	750 Trophy Rapide	2:36.22
11	42	TI	Simon WINDLEY	Historic Vee	2:37.54

Weather / Track: Cloudy / Damp

Start Time: 11:52

Cadwell park

30 Jun 07 12:12

Clerk of Course:  12:27	Time Issued:	Chief Timekeeper: Terry Stevens 
--	--------------	---

THESE RESULTS REMAIN PROVISIONAL FOR A MINIMUM OF 30 MINUTES FROM THE TIME OF ISSUE

Results produced on HS Sports Timing and Results Systems. Results online at www.750MC.co.uk



Formula Vee

Provisional Qualifying Times - P9

Pl	No	Cl	Name	Car	Laps	Time on Lap	Behind	MPH	
1	14	FV	James BIRCH	Scarab Mk6	8	1:54.22	7	68.49	
2	6	FV	Ian BUXTON	AHS Challenger	8	1:54.44	7	0.22	68.36
3	11	FV	Martin FARMER	GAC 03	8	1:54.81	7	0.59	68.14
4	68	FV	Martin GALPIN	GAC 01	8	1:55.11	7	0.89	67.96
5	3	FV	Daniel HANDS	GAC 01	8	1:56.05	5	1.83	67.41
6	8	FV	Ben EVANS	Scarab	8	1:56.05	8	1.83	67.41
7	32	FV	Jamie CONYERS	GAC 03	8	1:56.52	8	2.30	67.14
8	5	FV	Sam OLIVEIRA	Sheane	7	1:56.63	5	2.31	67.13
9	6	FV	John HUGHES	Scarab Mk5	7	1:57.18	6	2.86	66.76
10	18	FV	Paul SMITH	GAC 02	7	1:57.92	7	3.70	66.34
11	2	FV	Jose OLIVEIRA	Storm DC07	7	1:58.10	7	3.88	66.24
12	33	FV	Ryan LINDSAY	AHS Challenger	8	1:59.24	3	5.02	65.61
13	67	FV	Paul TAYLOR	AHS Challenger	7	1:59.89	7	5.67	65.26
14	94	FV	Peter BELSEY	Spyder MK2	7	2:00.84	6	6.62	64.74
15	10	FV	Steve OUGH	AHS Challenger	7	2:01.65	7	7.43	64.31
16	41	FV	Simon ROBINSON	Storm Daghom	7	2:02.66	7	8.34	63.83
17	9	FV	Stephen GLASSWELL	Storm SF1	6	2:04.20	6	9.98	62.99
18	28	FV	Stuart FEATHER	Feather Challenger	7	2:06.28	7	11.06	62.44
19	87	FV	Warren SMITH	Storm SF1	6	2:06.55	6	12.33	61.82
20	21	FV	Richard POTTERTON	Scarab Mk2	7	2:08.13	8	13.91	61.06
21	46	FV	Miles SOUTHERTON	AHS Scarab II	6	2:10.77	5	16.68	59.82
22	47	FV	Ankit LOVE	GAC	4	2:18.01	4	20.79	57.94
23	42	FV	John TOWNSHEND	Sheane Mk2	8	2:18.01	6	20.79	57.94
24	25	FV	Detlef BREHMER	AHS Challenger	8	2:24.44	6	30.22	54.16
25	30	FV	Chris WILSHER	Sheane FV97	6	2:24.55	5	30.33	54.12
26	72	FV	Tim HILL	Leystone AHS	2	4:27.95	2	2:33.73	29.19

Not-Seen

37 FV Glyn DAVIES

Royale RP31M

No 14 - NO TRANSPONDER

Weather / Track: Bright / Wet

Start Time : 09:01

Cadwell park

01 Jul 07 09:27

Clerk of Course :

Time issued :

Chief Timekeeper : Tony Stevens

THESE RESULTS REMAIN PROVISIONAL FOR A MINIMUM OF 30 MINUTES FROM THE TIME OF ISSUE



750 Formula

Provisional Qualifying Times - P10

Pl	No	C1	Name	Car	Laps	Time on Lap	Behind	MPH
1	1	F7	Peter BOVE	Darvi P-58	8	1:47.90	8	72.50
2	4	F7	Antony RAINE	Centaur Mk16	8	1:49.39	8	71.51
3	3	F7	Mick HARRIS	Darvi 877	6	1:49.50	5	71.44
4	6	F7	Dave ROBSON	SDAR/83	7	1:50.81	7	70.60
5	8	F7	Ian ALLEN	ADR	7	1:51.99	7	69.85
6	15	F7	Chris GOUGH	CGR2	8	1:56.26	7	67.29
7	36	F7	Steve COOPER	PC Special	7	1:57.20	7	66.75
8	7	F7	Rodney HILL	Mystic T4/21	7	1:59.42	6	65.51
9	13	F7B	Andrew LAKE	Phoenix	7	2:03.98	7	63.10
10	27	F7B	Sue BUXTON	Darvi 5/97	7	2:04.78	7	62.69
11	8	F7B	Bill RUTTER	Darvi Mk5B	6	2:05.18	5	62.49
12	77	F7B	Dick HARTLE	Tristesse Mk7	7	2:05.72	6	62.22
13	76	F7B	John PAGET	Time IV	7	2:12.00	6	59.26

Exclusions

75 BEA Gordon GRIFFIN

Not-Seen

28 F7B Andrew DAVEY

T5 Mission

qualified out of session

Tristesse Mk6



T Car

2nd Best Qualifying Times

Pos	No	Cl	Name	Car	Time
1	21	T	Daniel B OWN	T Car	1:45.23
2	7	T	Joe HOFFINS	T Car	1:45.71
3	32	T	William MILLER	T Car	1:46.07
4	94	T	Derek M. RTIN	T Car	1:47.54
5	6	T	Daniel R ZWADOWSKI	T Car	1:47.85
6	3	T	Tommy WISON	T Car	1:48.67
7	34	T	Josh Mc FETT	T Car	1:49.44
8	4	T	Howard JLLER	T Car	1:51.78
9	55	T	Sam COOPER	T Car	1:52.57
10	5	T	James R TBROWN	T Car	1:53.31

Clerk of Course: <i>[Signature]</i>	Time Issued:	Chief Timekeeper: <i>[Signature]</i>
-------------------------------------	--------------	--------------------------------------

01 Jul 07 10:08

THESE RESULTS REMAIN PROVISIONAL FOR A MINIMUM OF 30 MINUTES FROM THE TIME OF ISSUE



VW Golf

Provisional Qualifying Times - P12

Pl	No	Cl	Name	Car	Laps	Time on Lap	Behind	MPH
1	4	VW2	Ian CARVELL	VW Golf GTI Mk2	8	1:49.72	3	71.30
2	16	VW1	Steven KAUDEUR	VW Golf GTI Mk2	8	1:51.17	7	1.45 70.37
3	48	VW2	Chris SANDERS	VW Golf GTI Mk2	8	1:52.42	8	2.70 69.59
4	30	VW2	Andy STENNING	VW Golf GTI Mk2	8	1:54.54	6	4.82 68.30
5	22	VW1	Richard MARSH	VW Golf GTI Mk2	8	1:55.61	6	5.89 67.67
6	17	VW2	Adam STEVENSON	VW Golf GTI Mk2	6	1:56.96	4	7.24 66.88
7	5	VW1	Luke WALES	VW Golf GTI Mk2	7	1:57.01	5	7.29 66.66
8	2	VW2	James COLBOURNE	VW Golf GTI Mk2	7	1:58.48	7	8.74 66.04
9	11	VW2	Jake JOHNSON	VW Golf GTI Mk2	3	1:58.80	3	9.08 65.85
10	69	VW1	Elliot DUNMORE	VW Golf GTI Mk2	4	1:59.81	2	10.09 65.29
11	55	VW1	Karl WHITWORTH	VW Golf GTI Mk2	5	1:59.97	5	10.25 65.21
12	70	VW2	Anthony MARLOW	VW Golf GTI Mk2	7	2:01.04	7	11.32 64.63
13	7	VW2	Luke WALES	VW Golf GTI Mk2	7	2:01.63	7	11.91 64.32
14	49	VW2	Josh RAYMAN	VW Golf GTI Mk2	2	2:03.03	2	13.31 63.58
15	18	VW1	Mike CONNICK	VW Golf GTI Mk2	7	2:03.33	6	13.61 63.43
16	9	VW2	Sueanna KENNISTON	VW Golf GTI Mk2	7	2:07.24	5	17.52 61.48
17	71	VW1	Nicola HARNESS	VW Golf GTI Mk2	7	2:10.50	6	20.78 59.94

Not-Seen

15 VW2 Scott GIBBONS

VW Golf GTI Mk2

No 9 & 94 - No transponder signal detected

Weather / Track: Bright / Dry

Start Time : 10:13

Cadwell park

01 Jul 07 10:31

Clerk of Course :

A S G 10:55

Time Issued :

Chief Timekeeper : Terry Stevens

THESE RESULTS REMAIN PROVISIONAL FOR A MINIMUM OF 30 MINUTES FROM THE TIME OF ISSUE

Results produced on HS Sports Timing and Results Systems. Results online at www.750MC.co.uk

RACE GRID

BRSCC 2007 MSV T Car Championship

Race 20

5	James NUTBRIDGE	01:53.310	55	Sam COULTER	01:52.570
4	Howard FULLER	01:51.760	34	Josh MOFFETT	01:49.440
3	Tommy DAVISON	01:48.970	6	Daniel ROZWADOWSKI	01:47.850
94	Derek MARTIN	01:47.540	32	William BULLER	01:46.070
7	Joe HOPKINS	01:45.710	21	Daniel BROWN	01:45.230

POLE

RACE GRID

Toyo Tires Challenge

Race 1

ROW 10	8 SUBJECT TO C-CF-C	62 02:11.450 Richard CORMODE
ROW 9	42 02:06.550 Roger WEBSTER	83 02:01.320 Craig JAMIESON
ROW 8	92 02:01.030 Paul WILSON	3 01:58.870 Nigel OLIVE-JONES
ROW 7	56 01:57.870 James MEAD	22 01:55.750 Richard MARSH
ROW 6	97 01:55.330 Nigel BRITAIN	79 01:53.440 Michael KIDMAN
ROW 5	95 01:53.320 Len COLLEY	36 01:53.050 Dean SPURR
ROW 4	44 01:51.020 Colin STUBBS	21 01:48.930 Don HUGHES
ROW 3	49 01:48.330 Jon PAYNE	15 01:48.090 Rob PAYNE
ROW 2	37 01:46.560 Andrew BUSBY	96 01:45.170 John WILLCOCKS
ROW 1	35 01:45.080 Stacy VICKERS	9 01:44.920 Ken LARK


POLE

RACE GRID

Sports Racing & GT Challenge

Race 2

ROW 10			
ROW 9			37 02:10.540 Mike WALKER
ROW 8	58 02:01.600 Jerry KNIGHT		54 02:00.260 Michael SHOOBRIDGE
ROW 7		59 01:51.910 Richard ABELS	8 01:51.690 John DENCH
ROW 6	73 01:51.320 Tim BURNETT		11 01:49.340 Ken CULVERWELL
ROW 5		29 01:48.300 John SUCKLING	20 01:47.420 Adam WILKINSON
ROW 4	34 01:48.490 Roger DONNAN		4 01:45.120 Gwyn POLLARD
ROW 3		13 01:42.830 David HUGHES	45 01:41.930 Nigel EDWARDS
ROW 2	35 01:41.400 John DICKSON		0 01:41.000 Mark JORDAN
ROW 1		26 01:40.440 Clinton DORRELL	57 01:38.700 Nick TAYLOR
POLE			



RACE GRID

Toyo Tires Challenge

Race 3

ROW 10	8 SUBJECT TO C-CF-C	62 02:14.930 Richard CORMODE
ROW 9	83 02:12.190 Craig JAMESON	42 02:06.830 Roger WEBSTER
ROW 8	92 02:01.070 Paul WILSON	3 01:59.890 Nigel OLIVE-JONES
ROW 7	56 01:58.590 James MEAD	22 01:58.870 Richard MARSH
ROW 6	97 01:58.150 Nigel BRITAIN	79 01:54.400 Michael KIDMAN
ROW 5	95 01:53.810 Len COLLEY	36 01:53.360 Dean SPURR
ROW 4	44 01:51.570 Colin STUBBS	21 01:49.530 Don HUGHES
ROW 3	15 01:48.580 Rob PAYNE	49 01:48.530 Jon PAYNE
ROW 2	37 01:46.630 Andrew BUSBY	9 01:46.240 Ken LARK
ROW 1	35 01:45.830 Stacy VICKERS	96 01:45.780 John WILLCOCKS
POLE		

RACE GRID

Demon Tweeks / Yokohama Stock Hatch Championship

Race 4 - Heat

ROW 14	96 02:07.190 Christopher HUBBARD	131 02:06.360 Amy SCARISBRICK
ROW 13	73 02:04.040 Tim WILSON	77 02:02.640 Andy PHILPOTTS
ROW 12	35 02:01.900 Keith BARKER	64 02:01.700 Maurice DAVIES
ROW 11	122 02:01.000 Oliver DAVIES	124 01:58.770 Jason COX
ROW 10	59 01:58.720 Geoff BLUFF	116 01:58.690 Dave MASON
ROW 9	23 01:58.260 Jamie GOLBY	88 01:58.160 Neil WALSH
ROW 8	60 01:57.860 Tim MIZEN	38 01:57.780 Darron GAY
ROW 7	25 01:58.880 Richard DIXON	109 01:56.320 Amy BARKER
ROW 6	27 01:56.240 Craig EMMERSON	94 01:55.900 Kev HUTTON
ROW 5	43 01:55.670 Martin CAYZER	26 01:55.600 Alan EASON
ROW 4	55 01:55.460 Derek ROZIER	40 01:55.410 Adam CAST
ROW 3	21 01:55.330 Carl SWAN	57 01:55.310 Tony TAYLOR
ROW 2	78 01:54.930 Paul CONNELL	104 01:54.700 Richard ASHER
ROW 1	65 01:54.140 Graham MULHOLLAND	67 01:53.810 Tom MOLYNEUX

POLE

RACE GRID

750 Motor Club Locost Championship

Race 5 - Heat

ROW 14	57 Mike LEAR	37 02:28.370 Robert SIBBONS
ROW 13	27 02:10.870 Les MIDDLETON	68 02:19.950 Andy POINTER
ROW 12	51 02:00.000 Alastair ECCLESFIELD	59 02:19.340 Carl PICKERING
ROW 11	78 01:57.660 Richard PEARSON	49 02:08.340 Richard GREEN
ROW 10	63 01:56.890 Craig TURNER	23 02:08.050 Robert MIDDLETON
ROW 9	53 01:55.480 Mark GOGLE	75 02:07.530 Glenn BOYER
ROW 8	67 01:55.150 Ernie GUSHLOW	73 02:07.510 Mark WHITE
ROW 7	71 01:54.720 Victoria PICKLES	34 02:06.270 Sam BROUGH
ROW 6	74 01:53.610 Garry BRANDON	95 02:05.770 Steve KIRBY
ROW 5	64 01:52.730 Andrew NEAL	44 02:04.980 Gary PARKES
ROW 4	66 01:51.220 Spencer KEMSLEY	46 02:04.000 Kevin LUCAS
ROW 3	81 01:51.160 James KMIECIAK	54 02:03.820 David MORROW
ROW 2	6 01:50.270 Aaron BAILEY	39 02:03.110 Steve EVANS
ROW 1	35 01:50.130 Paul BRYANT	11 02:03.000 Richard JENKINS
POLE		

RACE GRID

MDS Battery RGB Championship

Race 6

ROW 12		
ROW 11		44 02:05.440 Judl DERISLEY
ROW 10	41 02:03.130 Neil CONSTABLE-BERRY	40 02:01.370 Simon MAYNE
ROW 9	13 01:57.450 David WALE	65 01:57.140 Neil PALMER
ROW 8	34 01:54.730 Colin DUCE	27 01:54.450 Robert GRANT
ROW 7	36 01:53.440 Henry CARR	88 01:53.000 Richard WISE
ROW 6	69 01:52.880 Jonathan THACKRAY	99 01:51.490 Steve ROBINSON
ROW 5	33 01:50.620 Alestair BOULTON	16 01:50.580 Matt ROWE
ROW 4	50 01:50.520 Tim HOVERD	63 01:50.320 Colin CHAPMAN
ROW 3	9 01:49.730 John CUTMORE	8 01:49.550 Paul ROGERS
ROW 2	4 01:48.800 Derek JONES	12 01:47.910 Mike ATKINSON
ROW 1	38 01:47.710 Martin BROOKS	52 01:46.100 Rob BALDWIN

POLE

RACE GRID

Sports Racing & GT Challenge

Race 7

ROW 10		
ROW 9		37 00:46.950 Mike WALKER
ROW 8	58 02:02.800 Jerry KNIGHT	54 02:00.750 Michael SHOBRIDGE
ROW 7	59 01:53.480 Richard ABELS	11 01:52.770 Ken CULVERWELL
ROW 6	73 01:52.570 Tim BURNETT	8 01:51.940 John DENCH
ROW 5	29 01:51.480 John SUCKLING	20 01:49.340 Adam WILKINSON
ROW 4	34 01:47.660 Roger DONNAN	4 01:45.600 Gwyn POLLARD
ROW 3	13 01:45.130 David HUGHES	45 01:42.980 Nigel EDWARDS
ROW 2	35 01:42.050 John DICKSON	0 01:41.370 Mark JORDAN
ROW 1	26 01:41.200 Clinton DORRELL	57 01:39.400 Nick TAYLOR

POLE

RACE GRID

750 Motor Club 750 Trophy Series

Race 8

ROW 6		42 02:38.920 Simon WINDLEY	
ROW 5	71 02:35.620 Nicola HARNESS		72 02:20.280 Paul GRELE
ROW 4	1 02:17.560 Don RAWSON	20 02:18.990 Paul MASON	
ROW 3	14 02:18.520 Cliff RINGROSE		2 02:15.420 Roger WINDLEY
ROW 2	73 02:12.780 Nic GRELE	68 02:07.800 Pete BIRCH	
ROW 1	3 02:05.400 David BRAND		18 02:04.700 Linden BRAND
POLE			

RACE GRID

750 Motor Club 750 Series

Race 14

ROW 6		42 02:37.540 Simon WINDLEY	
ROW 5	71 02:36.220 Nicola HARNESS		72 02:21.760 Paul GRELE
ROW 4	1 02:20.000 Don RAWSON	20 02:17.210 Paul MASON	
ROW 3	14 02:16.730 Cliff RINGROSE		73 02:16.320 Nic GRELE
ROW 2	2 02:16.220 Roger WINDLEY	68 02:09.470 Pete BIRCH	
ROW 1	3 02:06.580 David BRAND		18 02:04.840 Linden BRAND
POLE			

RACE GRID

Demon Tweeks / Yokohama Stock Hatch Championship

Race 9 - Final

ROW 14	40 Adam CAST	43 Martin CAYZER
ROW 13	57 Tony TAYLOR	65 Graham MULHOLLAND
ROW 12	78 Paul CONNELL	8 Alex DEW
ROW 11	33 Paul COULAM	63 Geoff PENNINGTON
ROW 10	112 Andrew THORPE	9 Matt ROZIER
ROW 9	70 Pat GROVE	41 Martin WARD
ROW 8	15 Darren WILSON	18 Nick CARTER
ROW 7	82 Matthew FOLEY	22 Paul BISHOP
ROW 6	14 JJ VANNIER	42 Lee SCOTT
ROW 5	74 Chris CODY	5 Simon HOWARD
ROW 4	3 Simon HUNT	4 Pete MORGAN
ROW 3	13 James MARSHALL	101 Robert BOON
ROW 2	7 Jeff HUMPHRIES	1 Maurice HAYDEN
ROW 1	20 Terry ROUGHTON	24 Ryan BENSLEY

POLE

Reserves in order: 26, 56, 77, 109, 27, 38, 26, 64, 23, 35, 88, 131

RACE GRID

750 Motor Club Locost Championship

Race 10 - Final

ROW 14	51 Alastair ECCLESFIELD	78 Richard PEARSON
ROW 13	67 Ernie GUSHLOW	49 Richard GREEN
ROW 12	37 Robert SIBBONS	23 Robert MIDDLETON
ROW 11	54 David MORROW	71 Victoria PICKLES
ROW 10	53 Mark GOGLE	39 Steve EVANS
ROW 9	73 Mark WHITE	34 Sam BROUGH
ROW 8	64 Andrew NEAL	44 Gary PARRES
ROW 7	46 Kevin LUCAS	66 Spencer KEMSLEY
ROW 6	11 Richard JENKINS	35 Paul BRYANT
ROW 5	6 Aaron BAILEY	43 Simon WOOD
ROW 4	9 Alastair GARRATT	1 Declan McDONNELL
ROW 3	8 Nick LEAR	83 Paul PRESGRAVES
ROW 2	36 Mark GLOVER	5 Adam WHITE
ROW 1	52 Michael COOMBER	22 Rob FITTER

POLE

Reserves in order: 68, 59

R

RACE GRID

Demon Tweaks / Yokohama Stock Hatch Championship

Race 11 - Heat

ROW 14	73 02:14.600 Tim WILSON	131 02:10.850 Amy SCARISBRICK
ROW 13	96 02:07.200 Christopher HUBBARD	77 02:04.230 Andy PHILPOTTS
ROW 12	64 02:03.740 Maurice DAVIES	60 02:03.700 Tim MIZEN
ROW 11	35 02:02.380 Keith BARKER	122 02:01.630 Oliver DAVIES
ROW 10	116 02:01.540 Dave MASON	59 02:00.200 Geoff BLUFF
ROW 9	23 02:00.100 Jamie GOLBY	124 01:59.820 Jason COX
ROW 8	88 01:59.280 Neil WALSH	38 01:58.060 Darren GAY
ROW 7	25 01:57.580 Richard DIXON	109 01:57.420 Amy BARKER
ROW 6	43 01:56.750 Martin CAYZER	27 01:56.570 Craig EMMERSON
ROW 5	40 01:56.370 Adam CAST	94 01:56.240 Kev HUTTON
ROW 4	21 01:56.080 Carl SWAN	55 01:55.860 Derek ROZIER
ROW 3	78 01:55.790 Paul CONNELL	26 01:55.770 Alan EASON
ROW 2	57 01:55.740 Tony TAYLOR	104 01:55.350 Richard ASHER
ROW 1	65 01:54.730 Graham MULHOLLAND	67 01:54.170 Tom MOLYNEUX

POLE

RACE GRID

750 Motor Club Locost Championship

Race 12 - Heat

ROW 14	57 Mike LEAR	37 Robert SIBBONS
ROW 13	27 02:35.550 Lee MIDDLETON	59 02:21.180 Carl PICKERING
ROW 12	51 02:00.190 Alastair ECCLESFIELD	68 02:20.640 Andy POINTER
ROW 11	78 01:57.960 Richard PEARSON	49 02:10.060 Richard GREEN
ROW 10	63 01:56.400 Craig TURNER	23 02:08.190 Robert MIDDLETON
ROW 9	53 01:55.620 Mark GOGLE	75 02:07.960 Glenn BOYER
ROW 8	67 01:55.150 Ernie GUSHLOW	73 02:07.620 Mark WHITE
ROW 7	71 01:54.820 Victoria PICKLES	95 02:06.700 Steve KIRBY
ROW 6	74 01:54.020 Garry BRANDON	34 02:06.470 Sam BROUGH
ROW 5	64 01:52.860 Andrew NEAL	46 02:06.240 Kevin LUCAS
ROW 4	66 01:51.540 Spencer KEMSLEY	44 02:05.440 Gary PARKES
ROW 3	81 01:51.410 James KMIECIAK	54 02:05.190 David MORROW
ROW 2	6 01:50.670 Aaron BAILEY	39 02:04.250 Steve EVANS
ROW 1	35 01:50.500 Paul BRYANT	11 02:03.310 Richard JENKINS

POLE

RACE GRID

MDS Battery RGB Championship

Race 13

ROW 12		
ROW 11		44 02:06.120 Judl DERISLEY
ROW 10	40 02:05.130 Simon MAYNE	41 02:03.440 Neil CONSTABLE-BERRY
ROW 9	13 01:57.940 David WALE	65 01:57.320 Neil PALMER
ROW 8	34 01:56.610 Colin DUCE	27 01:54.590 Robert GRANT
ROW 7	36 01:53.620 Henry CARR	88 01:53.330 Richard WISE
ROW 6	69 01:53.270 Jonathan THACKRAY	63 01:52.020 Colin CHAPMAN
ROW 5	9 01:51.960 John CUTMORE	99 01:51.700 Steve ROBINSON
ROW 4	16 01:51.360 Matt ROWE	33 01:51.090 Alastair BOULTON
ROW 3	50 01:51.000 Tim HOVERD	8 01:50.320 Paul ROGERS
ROW 2	4 01:49.710 Derek JONES	12 01:48.110 Mike ATKINSON
ROW 1	38 01:47.730 Martin BROOKS	52 01:46.470 Rob BALDWIN

POLE



Q



RACE RESULTS

750 Motor Club Formula Vee Championship

Race 15

72	Tim HILL	04:27.950	30	Chris WILSHER	02:24.550
25	Detlef BREHMER	02:24.440	42	John TOWNSHEND	02:15.010
47	Ankit LOVE	02:15.010	46	Miles SOUTHERTON	02:10.770
87	Warren SMITH	02:08.310	21	Richard POTTERTON	02:08.130
28	Stuart FEATHER	02:05.280	9	Stephen GLASSWELL	02:04.200
41	Simon ROBINSON	02:02.550	10	Steve OUGH	02:01.550
94	Peter BELSEY	02:00.840	67	Paul TAYLOR	01:59.890
33	Ryan LINDSAY	01:59.240	2	Jake OLIVEIRA	01:58.100
15	Paul SMITH	01:57.920	6	John HUGHES	01:57.180
1	Sam OLIVEIRA	01:56.530	22	Jamie CONYERS	01:56.520
8	Ben EVANS	01:56.060	3	Daniel HANDS	01:56.050
66	Martin GALPIN	01:55.110	11	Martin FARMER	01:54.810
5	Ian BUXTON	01:54.440	14	James BIRCH	01:54.220

POLE




RACE GRID

Premier Choice Group 750 Formula Championship

Race 17

ROW 8			
ROW 7			76 02:12.000 John PAGET
ROW 6	77 02:05.720 Dick HARTLE		9 02:05.180 Bill RUTTER
ROW 5		27 02:04.780 Sue BUXTON	13 02:03.980 Andrew LAKE
ROW 4	7 01:59.420 Rodney HILL		36 01:57.200 Steve COOPER
ROW 3		15 01:56.260 Chris GOUGH	8 01:51.990 Ian ALLEN
ROW 2	6 01:50.810 Dave ROBSON		3 01:49.500 Mick HARRIS
ROW 1		4 01:49.390 Antony RAINE	1 01:47.900 Peter BOVE

POLE



RACE GRID

Demon Tweeks / Yokohama Stock Hatch Championship

Race 18 - Final

ROW 14	26 Alan EASON	57 Tony TAYLOR
ROW 13	60 Tom MOLYNEUX	21 Carl SWAN
ROW 12	65 Graham MULHOLLAND	112 Andrew THORPE
ROW 11	33 Paul COULAM	8 Alex DEW
ROW 10	63 Geoff PENNINGTON	9 Matt ROZIER
ROW 9	41 Martin WARD	70 Pat GROVE
ROW 8	22 Paul BISHOP	18 Nick CARTER
ROW 7	15 Darren WILSON	82 Matthew FOLEY
ROW 6	4 Pete MORGAN	14 JJ VANNIER
ROW 5	74 Chris CODY	101 Robert BOON
ROW 4	42 Lee SCOTT	13 James MARSHALL
ROW 3	5 Simon HOWARD	3 Simon HUNT
ROW 2	20 Terry ROUGHTON	7 Jeff HUMPHRIES
ROW 1	1 Maurice HAYDEN	24 Ryan BENSLEY

POLE

Reserves in order; 77, 55, 88, 10, 27, 60, 109, 94, 25, 124, 64, 59, 38, 35, 131, 96

RACE GRID

750 Motor Club VW Golf GTi Mk2 Series

Race 21

ROW 10			
ROW 9			71 02:10.500 Nicola HARNESS
ROW 8	9 02:07.240 Susanna KENNISTON		18 02:03.330 Mike CONNICK
ROW 7		49 02:03.030 Josh RAYMAN	7 02:01.630 Luke WALES
ROW 6	70 02:01.040 Anthony MARLOW		55 01:59.970 Karl WHITWORTH
ROW 5		69 01:59.810 Eliot DUNMORE	11 01:58.600 Jake JOHNSON
ROW 4	2 01:58.460 James COLBOURN		5 01:57.010 Luke WALES
ROW 3		17 01:56.960 Adam STEVENSON	22 01:55.610 Richard MARSH
ROW 2	30 01:54.540 Andy STENNING		48 01:52.420 Chris SANDERS
ROW 1		16 01:51.170 Steven KAUDEUR	4 01:49.720 Ian CARVELL

POLE

RACE GRID

750 Motor Club Locost Championship

Race 19 - Final

ROW 14			
ROW 13			59 Carl PICKERING
ROW 12	71 Victoria PICKLES	49 Richard GREEN	
ROW 11		37 Robert SIBBONS	54 David MORROW
ROW 10	53 Mark GOGLE	46 Kevin LUCAS	
ROW 9		34 Sam BROUGH	57 Mike LEAR
ROW 8	73 Mark WHITE	44 Gary PARKES	
ROW 7		39 Steve EVANS	66 Spencer KEMSLEY
ROW 6	6 Aaron BAILEY	11 Richard JENKINS	
ROW 5		35 Paul BRYANT	43 Simon WOOD
ROW 4	9 Alastair GARRATT	83 Paul PRESGRAVES	
ROW 3		8 Nick LEAR	1 Declan McDONNELL
ROW 2	36 Mark GLOVER	5 Adam WHITE	
ROW 1		52 Michael COOMBER	22 Rob FITTER
POLE			

THERE ARE NO RESERVES