

Snetterton - 14th & 15th July 2007



MotorSportVision



Snetterton

Official Programme - £2.50

Programme Amendments Snetterton 14/Jul - 15/Jul/07
Please add the following

<u>Formula</u>	<u>No</u>	<u>Cls</u>	<u>Driver</u>	<u>Car</u>
750 Formula	76	B	John Paget	Time IV
Allcomers	1		Patrick Mortell	Toyota MR2
	8		Paul Rogers	Stuart Taylor Phoenix
	18		Mark Falco	ADR
	12		Gordon Milner	Toyota MR2 Mk2
	14		Fiona James	Radical SR4
	22		Mark Boot	Radical Clubsport
	23		Carl Woodwiss	Caterham R400
	64		Tony Carpenter	Stuart Taylor Phoenix
	28		John Hewat	Blaze RR
	31		Andy Waters	Lotus Exige
	33		Rowland Woolley	Toyota MR2
	41		Neil Constable-Berry	Fisher Fury
	69		Kevin Williams	Caterham R400
	69		Nick Craddock	Sylva Striker
	118		Dan Kitchener	Fiesta XR2
Bike-Sports	22	D	Mark Boot	Radical Clubsport
	31	D	Barry Marks	Radical
	53	B	Verity Banks	ADR2
	130	A	Jon-Paul Ivey	Radical Prosport
Hot Hatch	25	A	Julian Long	Peugeot 306 GTi
Kit Cars	55	B	John Sampson	Quantum Xtreme
	60	A	Charles Sterling	Sylva Phoenix
Locost	11		Richard Jenkins	Locost
MGCC BCV8	73	C	Piers Townsend	MGB Roadster

Please delete the following

<u>Formula</u>	<u>No</u>	<u>Cls</u>	<u>Driver</u>	<u>Car</u>
RGB	46	A	Buzz Billsberry	Genesis Evo



This meeting is held under the General Regulations of the MSA (incorporating the provisions of the International Sporting Code of the FIA) and the Supplementary Regulations, Final Instructions and any written instructions which the Organisers issue for the race meeting. **MSA Permits: 39737**

RACE MEETING OFFICIALS

MSA STEWARD
D.J.Abbott

CLERKS OF COURSE
V.Ayres
A.Cox J.Smith

CLUB STEWARDS
N.Tanser

TIMEKEEPERS
T.Stevens (Chief)
A.Stevens P.Arch

SCRUTINEERS
S.Ford (Chief)
H.Fisher D.Meekins
C.Hollingsworth
R.Blackmore R.Byatt
H.Fairhead

INCIDENT OFFICER
A.Bennett

CHIEF MARSHAL
P.Harding

RACE RESCUE UNIT/S
750 Motor Club
Phoenix Rescue

COMMENTATOR
J.Palmer

SECRETARY
OF THE MEETING
Robin Knight

MARSHALS
750 Motor Club
BMMC & friends

BREAKDOWN UNITS
Red Rocket Recovery

APPROXIMATE TIMETABLE

Saturday 14th July

1	Premier Choice Group 750 Formula Championship	9.00
2	Demon Tweeks/Yokohama Hot Hatch Championship	9.25
3	750 MC Kit Car Championship	9.50
4	750 MC Locost Championship	10.15
5	750 MC Formula 4 Championship	10.40
6	750 MC Formula Vee Championship - session A	11.05
7	750 MC Formula Vee Championship - session B	11.30
8	Closed Wheel Allcomers	11.55

Races (* = green flag lap)

1	Premier Choice Group 750 Formula Championship*	12.20
2	Demon Tweeks/Yokohama Hot Hatch Championship	12.45

Lunchbreak

3	750 MC Formula Vee Championship - Heat*	2.00
4	750 MC Kit Car Championship	2.25
5	750 MC Locost Championship	2.55
6	750 MC Formula 4 Championship*	3.25
7	750 MC Formula Vee Championship - Final*	3.55
8	Closed Wheel Allcomers*	4.25

Sunday 15th July

1	MDS Battery RGB Championship	9.00
2	750 MC Bike-Sports Series	9.25
3	Toyota MR2 Challenge	9.50
4	Strata 21 MGCC BCV8 Championship	10.15

Races (* = green flag lap)

9	750 MC Formula Vee Championship - Heat*	10.45
10	750 MC Kit Car Championship*	11.10
11	750 MC Locost Championship*	11.35
12	750 MC Formula 4 Championship*	12.00
13	MDS Battery RGB Championship	12.25

Lunchbreak

14	750 MC Formula Vee Championship - Final*	1.45
15	750 MC Bike-Sports Series*	2.15
16	Toyota MR2 Challenge	2.45
17	Strata 21 MGCC BCV8 Championship*	3.15
18	MDS Battery RGB Championship	3.45
19	750 MC Bike-Sports Series*	4.15
20	Toyota MR2 Challenge	4.45

The organisers reserve the right, with the permission of the Stewards of the Meeting and/or the Clerk of Course, to change the order in which events are run and to postpone, cancel or abandon the meeting or any part thereof.

Race 1

13 mins + 1 lap

Premier Choice Group 750 Formula Championship

750 Formula is for two-seater sports racing cars, introduced by the 750 MC in 1949, as its first racing formula. The regulations provide ample scope for the amateur to design and build his own car, and to develop his skills in chassis / suspension design and engine tuning within carefully controlled limits. There are two engine options, either the highly tuned Reliant 850cc or the unmodified Fiat 'FIRE' 1108cc, the latter introduced in 2003 due to the diminishing supply of spares for the Reliant engine. All cars run on a control Yokohama slick tyre.



No	Cls	Driver	Car details	ccs	Hometown
1		Peter Bove	Darvi P-88	1108	Hatfield
2		Bob Simpson	SS/F	1108	West Drayton
3		Mick Harris	Darvi 877	1108	High Wycombe
4		Antony Raine	Centaur Mk16	1108	Verwood
6		Dave Robson	SDAR/83	1108	Ashbourne
7		Rod Hill	Mystic T4/21	1108	Ashby-De-La-Zouch
15		Chris Gough	CGR2	1108	Telford
21		Will Johnston	Centaur Mk16	850	Wareham
27	B	Sue Buxton	Darvi 5/97	1108	West Malling
28	B	Andrew Davey	Tristesse Mk6	1108	Bassett
34	B	David Heaver	TSR Ingham	1108	Longfield
49	B	Nigel Saunders	TSRJennicar	850	Tunbridge Wells
77	B	Dick Hartle	Tristesse Mk7	1108	Gravesend

Premier Choice Healthcare

Insurance & Health Insurance Specialists



The Premier Choice Group is a specialist Insurance Intermediary that specialises in all areas of Risk Management with regard to Employee Benefits using a range of over 40 Insurance providers and managing over £25 million of premium on behalf of clients. The scope of schemes comprises all types of Health Insurance products for everything from a self-employed person right up to a very large Company, based either in the UK or overseas, Income Protection schemes Life Cover and Occupational Health, and Absence Management initiatives.

Using the services of the Premier Choice Group means that you have access to enormous buying power and credibility with a wide range of Insurers including all of the well known names, and we can guarantee you a better premium than by going direct. Premier Choice Group is very pleased to be able to sponsor the 2007 750 Formula Championship. So for your total peace of mind and to be in Pole Position for accessing a winning range of Insurance related Risk Solutions, call 01327 353911.

Premier Choice Healthcare Ltd

is Authorised & Regulated by the Financial Services Authority

Races 3/7 & 9/14

13 mins + 1 lap

750 Motor Club Formula Vee Championship

The 750 Motor Club Formula Vee championship is ideal for beginner and 'expert' alike, looking for competitive single seater racing on a low budget. It has been run by the 750 Motor Club since 1980 and is probably the cheapest way to go single seater racing in the UK. Engine, gearbox and much of the suspension and braking system is from the VW 1300 Beetle and this, along with a Dunlop 'control' tyre puts the emphasis on driver ability to win races.

No	Driver	Car details	ccs	Hometown
<u>Practice session A</u>				
1	Sam Oliveira	Sheane	1300	Brackley
3	Daniel Hands	GAC 001	1300	Bicester
5	Ian Buxton	GAC01/Daghorn	1300	Staffs
9	Stephen Glasswell	Storm SF1	1300	Bury St Edmunds
10	Steve Ough	AHS Challenger	1300	Shipley
11	Martin Farmer	GAC 03	1300	Castle Bromwich
15	Paul Smith	GAC 02	1300	Grays
30	Chris Wilsher	Sheane FV97	1300	Haverhill
42	John Townshend	Sheane Mk2	1300	Colchester
46	Miles Southerton	AHS Scarab II	1300	Minehead
47	Ankit Love	GAC Formula Vee	1300	Daventry
48	Tim Probert	Storm FF1	1300	Richmond
50	Elliott Hopkins	Scarab Mk2	1300	Macclesfield
55	Peter Studer	Sheane	1300	Thetford
57	Peter Dunne	GB	1300	Aldershot
71	James Conyers	Leastone	1300	Upper Poppleton
88	David Lavington	Storm	1300	Mayfield
94	Peter Belsey	Spyder MK2	1300	Reading
99	Gethin Jones	Spyder	1300	Sheffield
<u>Practice session B</u>				
2	Jake Oliveira	Storm DC 07	1300	Brackley
6	John Hughes	Leastone AHS	1300	Bristol
8	Ben Evans	Scarab	1300	Bristol
14	James Birch	Scarab Mk5	1300	Rickmansworth
17	Graham Kiddy	Ray Bowles	1300	Cambridge
21	Richard Potterton	Scarab Mk2	1300	Scunthorpe
22	Jamie Conyers	GAC 03	1300	Mirfield
23	Steve Robbins	Sheane	1300	Andover
25	Ivan Turner	Leastone	1300	Sidcup
32	Niall McCarthy	Storm SF1	1300	Bishop's Stortford
33	Ryan Lindsay	AHS Challenger	1300	Coventry
38	John Stapleton	Leastone JH002	1300	Crayford
39	Peter Gregory	Sheane FV96	1300	Chelmsford
66	Martin Galpin	GAC 01	1300	Colchester
67	Paul Taylor	AHS Challenger	1300	East Grinstead
75	David Cottrell	Apal Mk3	1300	Walton-On-Thames
85	Tony Dowson	Sheane	1300	London
87	Warren Smith	Storm SF1	1300	Bristol



Race 2

13 mins + 1 lap

Demon Tweaks/Yokohama Hot Hatch Championship

There are two classes which include:- up to 1400cc multi-valve, up to 1600cc two valve and 1601 – 2000cc. Engines must be the original (type) fitted to the car. Springs and dampers are free, including coil-overs, provided they utilise the original pick-up points. The original gearbox must be used; close-ratio gears are permitted. Final drive ratio is free. LSD or similar is permitted. All cars run on the Yokohama AO32R or AO48R; rim width is free provided they fit within the standard bodywork.


demon tweaks

GTI

YOKOHAMA



No	Cls	Driver	Car details	ccs	Hometown
6	A	Andy Robinson	Peugeot 206 GTi	2000	Cramlington
9	A	Mike Webb	Ford Focus ST170	2000	Brighton
31	B	Lewis Williams	Fiesta XR2	1600	Guildford
45	B	Paul West	Peugeot 106 GTi	1600	Chalfont St. Giles
50	A	Ian Laughton	Escort RS2000	2000	Pevensey
63	A	Brian Cox	Peugeot 206 GTi	2000	Hove
64	A	Tony Dolley	Peugeot 206 GTi	2000	Bridgwater
65	A	Ilsa Cox	Peugeot 206 GTi	2000	Hove
67	A	Dominic Jackson	Honda Civic	2000	Didcot
85	B	Ian McLaughlin	Suzuki Swift GTi	1298	Worksop
97	B	Andy McLennan	Suzuki Swift GTi	1300	St. Albans



Races 4 & 10

18 & 13 mins + 1 lap

750 Motor Club Kit Car Championship

The 750 Motor Club Kit Car Championship is for Genuine 'production' kit cars. Chassis and bodywork materials and the design concept may not be changed. Cars must be capable of passing an MoT test. Engines must be production-car based, with a maximum of 3500cc and a separate class (B) for 1800cc Ford Zetec engines. Multi-valve engines are included within limits & engine tuning is restricted. Gearbox and diff must be from a production car. The control tyre is the Yokohama AO32R/AO48R. Rim width is 6" or 7" depending upon class.



No	Cls	Driver	Car details	ccs	Hometown
1	B	Andy Hiley	Taydec Mk2	1800	Huddersfield
3	A	Gary Goodyear	Raw Striker	1600	Sheffield
8	B	Steve Taylor	Stuart Taylor Phoenix	1800	Cambridge
9	A	Ian Kempson	MK Indy	1600	Minshull Vernon
11	B	Mark Conroy	Raw Striker	1800	Sheffield
12	B	Steve Owen	Sylva Clubman	1800	Sowerby Bridge
20	B	Nigel Brown	Sylva Phoenix	1800	Great Barr
23	B	Paul Harvey	Stuart Taylor Phoenix	1800	Bracknell
26	B	Jason Stirzaker	Fisher Fury	1800	Braunton
27	A	Dave Roberts	Sylva Striker	1700	Hull
28	A	Natalie Hardy	Quantum Extreme	1600	Warlingham
31	B	Jim Goodwin	Sylva Phoenix	1800	Lichfield
32	B	Paul Cooper	Sylva Striker	1800	Cannock
33	A	Stephen Ward	Raw Striker	1600	Kettering
41	B	Darren Sansum	Sylva Phoenix	1800	Northampton
47	A	Bruce Brown	Luego Velocity	2000	Sudbury
49	A	Tony Gaunt	Stuart Taylor Phoenix	1600	Belper
51	B	Brian Smith	Sylva Striker	1800	Morpeth
61	B	Anton Landon	Westfield SE	1800	Nantwich
69	A	Nick Craddock	Sylva Striker	1660	Pewsey
82	B	Rob Johnston	Cyana MX500R	1800	Newcastle Under Lyme
90	B	Simon Childs	Sylva Phoenix	1800	Northampton

Races 5 & 11

18 & 13 mins + 1 lap

750 Motor Club Locost Championship

The 750 Motor Club Locost Championship is for cars built to the same basic design and using a standard Ford 1300 cc crossflow engine, gearbox and many other standard components. All cars run with a 'control' camshaft from Kent Cams; modifications are limited to a rebore and basic 'blue-printing'. There is also a 'control' tyre, the Yokohama A539. There is free choice of spring rates and anti-roll bars; dampers must be steel-bodied and single-adjustable.



No	Driver	Car details	ccs	Hometown
1	Declan McDonnell	Locost	1300	Hertford
6	Aaron Bailey	Locost	1300	Leamington Spa
8	Nick Lear	Locost	1300	Bristol
9	Alastair Garratt	Locost	1300	Nottingham
10	David Bartholomew	Locost	1300	Reading
17	Ed Pither	Locost	1300	Hinckley
21	Jason Gibbons	Locost	1300	Bristol
29	Kit Lawson	Locost	1300	Richmond
30	Lynfel Owen	Locost	1300	Stratford-Upon-Avon
31	Samir Abid	Locost	1300	Leamington Spa
34	Sam Brough	Locost	1300	Barnsley
36	Mark Glover	Locost	1300	Derby
39	Steve Evans	Locost	1300	Glenfield
43	Simon Wood	Locost	1300	Cambridge
44	Gary Parkes	Locost	1300	Lincoln
46	Kevin Lucas	Locost	1300	
48	David Hilton	Locost	1300	Andover
51	Alastair Ecclesfield	Locost	1300	Scunthorpe
53	Mark Gogle	Locost	1300	Wolverhampton
54	David Morrow	Locost	1300	Hungerford
57	Mike Lear	Locost	1300	Caldicot
59	Carl Pickering	Locost	1300	Suffolk
62	Suzanne Coomber	Locost	1300	Wickford
65	Sean Graham	Locost	1300	Gosport
66	Spencer Kemsley	Locost	1300	Reading
67	Ernie Gushlow	Locost	1300	Lee
68	Andy Pointer	Locost	1300	Dereham
71	Victoria Pickles	Locost	1300	Louth
73	Mark White	Locost	1300	Bedford
77	James Pinkerton	Locost	1300	Leamington Spa
78	Richard Pearson	Locost	1300	Spilsby
83	Paul Presgraves	Locost	1300	Peterborough
87	Daniel Sibbons	Locost	1300	Market Rasen


Races 6 & 12

18 & 13 mins + 1 lap

750 Motor Club Formula 4 Championship

Single seaters running in 5 classes.
Class A: Cars built after 1/1/95.
Class B: 1/1/90 – 31/12/04.
Class C: 1/1/83 – 31/12/89.
Class D: pre 1.1.83.
Class E: Pre '01 Ford Zetec.
Engines: Ford CVH, Ford 1800 Zetec in both FF Zetec and modified form, motorcycle engines, Pinto & VW Polo.
All classes are limited to 4-speed (or standard box in the bike-engined cars) plus mandatory reverse; these are racing gearboxes with freedom of choice of ratios. Avon control compound slicks; wets are free.

No	Cls	Driver	Car details	ccs	Hometown
1	A	Chris Lewis	Comtec F4	1800	Bedale
6	A	Malcolm Scott	Van Diemen RF00	1800	Upminster
9	B	Chris Kite	Dallara 493	1800	Bracknell
11	A	Barry Pritchard	Van Diemen RF01	1800	Attleborough
14	B	Kelvin Laidlaw	Van Diemen RF90	1600	Worcester
16	A	Simon Emmerson	Van Diemen RF95/96	2000	Hook
21	C	Clive Yorath	Reynard SF84	1000	Cheltenham
22	A	Michael Webber	Magnum F4A	1800	Gosport
23	A	Jonathan Weston-Taylor	Mygale US 2000	1800	Chesterfield
29	A	Chris Timms	Mygale US2000	1800	Tamworth
31	A	Erwin Smiech	Van Diemen RF2000	1800	Lincoln
34	E	Jennifer Scott	Van Diemen RF99	1800	Barking
37	C	Jonathan Clements	Ralt RT30	1600	Norwich
38	E	Gavin Halls	Swift 96FF	1800	Haverhill
42	C	Richard Hypher	Van Diemen RF86	1600	Wantage
55	A	Paul Heavey	Leastone DH001	909	Kilmeague
56	E	Bryn Tootell	Van Diemen RF	1800	Milnrow
69	A	Lee Cunningham	Van Dieman	1800	Weybridge
76	A	Miguel Pinto-Coelho	RF99	1800	Chorley
77	A	Steve Savage	Van Diemen RG95	2000	Bury St. Edmunds
99	B	Charles Adrian	Van Diemen RF95	1800	Worcester



Race 8

28 mins + 1 lap

Closed Wheel Allcomers

No	Driver	Car details	ccs	Hometown
3	George Stoddart	Toyota MR2 MK2	1600	Newmilns
6	Richard McKoen	MGB GT	1860	Woodbridge
9	Rob Horsfield	Toyota MR2	1600	Salisbury
10	Jack Middleton	Radical Prosport	1300	Bakewell
24	Paul Steele	Radical SR4	1300	Pontefract
27	Jean Parker	Globel GT	1300	Camforth
37	Bill Henderson	Radical Prosport	1300	Hexham
44	Judi Derisley	Fisher Fury	919	Hayling Island
50	Tim Hoverd	Fisher Fury	919	Cambridge
63	Colin Chapman	Fisher Fury	919	Pershore
66	Anthony Day	Toyota MR2 Mkl	1600	Thame
95	Richard Stables	Radical Prosport	1300	York

Races 13 & 18

18 mins + 1 lap

MDS Battery RGB Championship

First introduced in 2001, this Championship is for two-seater cars which must be capable of passing an MOT. Cars may be constructed specifically for the series or may be one of the many motorcycle engined cars currently available. The engines must be series-production four-stroke units and may not be modified from standard; they run in three classes; standard Fireblade engined kit cars (class C), up to 145 bhp (class B), 146 to 180 bhp and all rear-engined cars (class A). Control tyre is the Yokohama AO48R.



No	Cls	Driver	Car details	ccs	Hometown
4	C	Derek Jones	Fisher Fury	919	Norwich
6	C	Mike Field	Fisher Fury	900	London
8	B	Paul Rogers	Stuart Taylor Phoenix	998	Attleborough
9	C	John Cutmore	Westfield Megablade	919	Bury St Edmunds
12	C	Mike Atkinson	Stuart Taylor Phasar	919	Hull
13	C	David Wale	Fisher Fury Fireblade	919	Amersham
14	A	Doug Carter	Genesis Evo	1200	Kendal
16	C	Matt Rowe	Fisher Fury	919	Winchester
21	C	Aaron Wright	Fisher Fury	919	Cambridge
22	B	Josh Smith	Stuart Taylor Phoenix	1000	Bristol
25	C	Tony Carpenter	Stuart Taylor Phoenix	919	Daventry
28	A	Julius Bates	Aeon Blaze	1300	London
31	C	Chris Ansett	Westfield Megablade	919	Tring
33	C	Alastair Boulton	Stuart Taylor Phoenix	900	Cheltenham
34	B	Colin Duce	Fisher Fury	998	Maidstone
35	A	James Walker	Westfield Megabusa	1300	Slough
36	C	Henry Carr	Fisher Fury	919	Leeds
38	C	Martin Brooks	Stuart Taylor Phasar	900	
41	B	Neil Constable-Berry	Fisher Fury	998	Norwich
44	C	Judi Derisley	Fisher Fury	919	Hayling Island
46	A	Buzz Billsberry	Genesis Evo	1200	Leeds
50	C	Tim Hoverd	Fisher Fury	919	Cambridge
52	A	Rob Baldwin	BDN S2	1200	Aldershot
61	A	Mike Allen	Tiger MAE	1127	Cambridge
63	C	Colin Chapman	Fisher Fury	919	Pershore
69	C	Jonathan Thackray	Fisher Fury	919	Chesterfield
75	A	Gordon Griffin	T5 Mission	1200	South Croydon
88	C	Richard Wise	Raw Striker 2007	900	Hemel Hempstead
99	A	Steve Robinson	Genesis RR06	1200	Cliff

MDS


Races 15 & 19

18 mins + 1 lap

750 Motor Club Bike-Sports Series

New in 2005 was the 750 Motor Club's Bike-Sports series, backed by Circuit Driver magazine. The series caters for sports-racing cars of any make, fitted with a production motorbike engine and gearbox. It is divided into classes based upon the engine size, but also includes separate classes for the Radical Clubsport, Sports 1000 and Global Lights cars.

No	Cls	Driver	Car details	ccs	Hometown
1	A	Jonathan Wright	Radical SR4	1300	Cambridge
6	D	Mark Abbott	Radical Clubsport	1100	Leamington Spa
8	B	Mark Falco	ADR Sport 3	1300	Billericay
10	A	Jack Middleton	Radical Prosport	1300	Bakewell
12	B	Graham Miller	Global GTi	1000	Stevenage
14	D	Fiona James	Radical SR4	1300	Great Missenden
21	B	Kevin Goater	Kellforms Retoga	998	Beaconsfield
23	A	Ian Moore	Radical Sr4	1200	Bordon
24	A	Paul Steele	Radical SR4	1300	Pontefract
27	A	Jean Parker	Global Light	1300	Carnforth
28	D	Andrew Harwood	Radical Clubsport	1100	Longfield
30	A	Simon Ford	Radical Prosport	1100	Pershore
32	B	Paul Le Maitre	ADR Sport 3	1300	Swindon
37	A	Bill Henderson	Radical Prosport	1300	Hexham
46	A	Sheridan Bell	Radical Prosport	1300	Skegness
69	A	Dustin Barnes	Mission T5 2005	1200	Llandudno
95	A	Richard Stables	Radical Prosport	1300	York



Races 16 & 20

13 mins + 1 lap

Toyota MR2 Challenge

The Toyota MR2 Challenge is for production based sports cars run as near production specification as possible allowing for safety requirements. There are separate classes. Class A for the 1600cc mk1 and class B for the 2000 cc mk2. Very few modifications from standard are allowed to keep costs down and maintain its aims as a budget series.

No	Cls	Driver	Car details	ccs	Hometown
1	B	Patrick Mortell	Toyota MR2 Mk2	2000	Kenilworth
3	A	George Stoddart	Toyota MR2 MK2	1600	Newmilns
4	B	Nick Jones	Toyota MR2 Mk2	1800	Solihull
6	B	Clive Morphett	Toyota MR2 MK2	2000	Nottingham
7	A	Robert Howes	Toyota MR2 MK1	1600	Downham Market
9	B	Rob Horsfield	Toyota MR2 Mk2	1600	Salisbury
11	B	David Litchfield	Toyota MR2 Mk2	1600	London
12	B	Gordon Milner	Toyota MR2 Mk2	1800	Dallington Green
13	A	David Cross	Toyota MR2 Mk 1	1600	Malvern
14	A	Karen Phillips	Toyota MR2 MK1	1600	Worcester
16	A	Paul Barker	Toyota MR2 Mk1	1600	Braintree
17	A	John Wilson	Toyota MR2 Mk1	1600	Worcester
18	B	David Henderson	Toyota MR2 Mk2	1800	Stanley
19	A	Jonathan Grimes	Toyota MR2 Mk1	1600	Ascot
21	B	Andrew Hutchinson	Toyota MR2 MK2	1800	Coalville
22	A	Ross Stoner	Toyota MR2 Mk1	1600	Tadley
23	A	Sarah Wherry	Toyota MR2 Mk1	1600	Grimsby
24	A	Jorge Calado	Toyota MR2 Mk1	1600	Watford
26	A	Arron Pullan	Toyota MR2 Mk1	1600	Clifton
31	A	Christopher Dunnett	Toyota MR2 MK1	1600	Felixstowe
32	A	Neil Glynn	Toyota MR2 MK1	1600	Loughborough
33	B	Rowland Woolley	Toyota MR2 Mk2	1800	Lutterworth
34	A	Nigel Buttfield	Toyota MR2 MK1	1600	Purfleet
35	A	Rob Jeffries	Toyota MR2 Mk1	1600	Abbeymead
37	A	Jason Jesse	Toyota MR2 Mk1	1600	Great Missenden
38	B	David Bryant	Toyota MR2	2000	Weedon
40	A	David Block	Toyota MR2 MK1	1600	Southampton
50	A	Bradley Philpot	Toyota MR2 MK1	1600	Southampton
51	A	Adam Lockwood	Toyota MR2 MK1	1600	Southsea
55	B	James Brown	Toyota MR2 MK2	1800	Bath
58	B	Steve Lumley	Toyota MR2 MK2	1800	Bury St. Edmunds
59	A	Ivan Thomas	Toyota MR2 MK1	1600	Chelmsford
62	A	Sam Hare	Toyota MR2 Mk1	1600	Cheltenham
66	B	Anthony Day	Toyota MR2 Mk1	1600	Thame
73	B	Mark Jessop	Toyota MR2 Mk2	1600	Market Rasen
*81	A	Adam Litchfield	Toyota MR2 Mk1	1600	Hayling Island
88	A	Steve Woolfe	Toyota MR2 Mk1	1600	Prestwich
98	A	Hugh Gilmour	Toyota MR2 Mk1	1600	London
99	A	Arthur Gilmour	Toyota MR2 Mk1	1600	King's Lynn

* = 1st Reserve

Race 17

13 mins + 1 lap

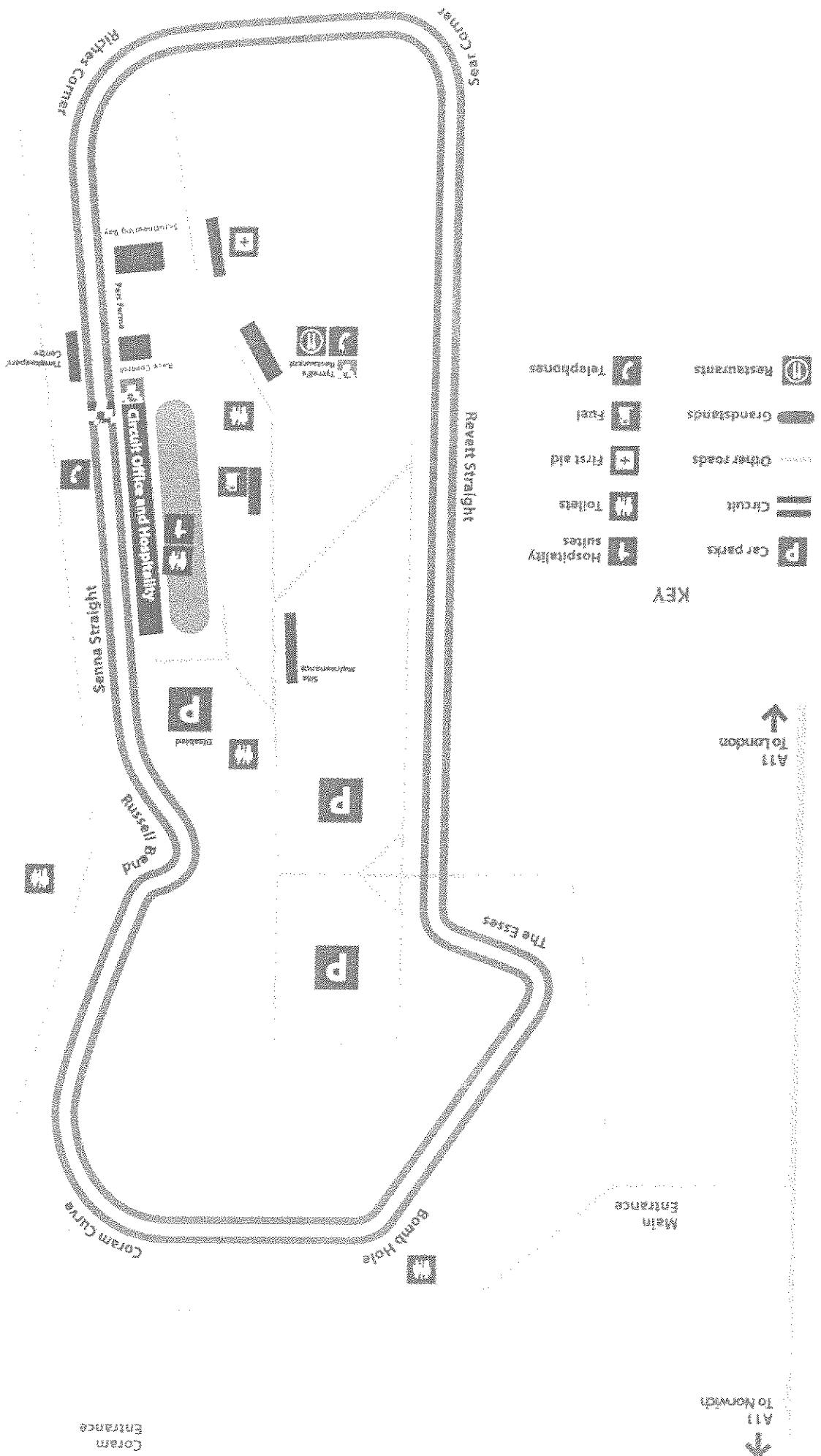
Strata21 MGCC BCV8 Championship

The MGCC BCV8 Championship, sponsored by Strata21, was created in 1977 to attract owners of MGB/C/V8s onto the circuits. The regulations are designed to give every class an equal opportunity of overall success in the championship. Classes are: A - standard MGB/GT, MGC/GT; AB - FIA homologated MGB; B - road modified MGB/GT, MGBGTV8 and RV8; C - full race MGB/GT and MGC/GT; D - full race MGBGTV8.

No	Cls	Driver	Car details	ccs	Hometown
1	A	Rob Muir	MGB Roadster	1860	
2	A	Ian Longhurst	MGB Roadster	1860	Colchester
4	A	Ken Deamer	MGB Roadster	1840	Kent
5	A	Brian Smethurst	MGB Roadster	1860	Notts
6	A	Richard McKoen	MGB GT	1860	Woodbridge
10	A	Terry Savory	MGB GT	1860	Hayes
22	AB	Bob Luff	MGB Roadster	1950	Wallingford
33	B	Max Cawthorn	MGB Roadster	1950	
35	B	Tom Jones	MGB Roadster	1950	Brent Knoll
37	B	Barry Holmes	MGB GT V8	3528	Beckenham
38	B	Simon Cripps	MGB Roadster	1950	Kingswood
40	B	Howard Grundon	MGBGT V8	3500	Brentwood
44	B	Peter Samuels	MGB Roadster	1950	Reigate
45	B	Mike Harris	MGB	1950	Bicester
51	B	Russell McCarthy	MGB Roadster	1950	Surrey
53	B	Kevin Swann	MGB Roadster	1950	March
58	B	Ian Prior	MGB	1950	Benson
78	C	Joe Parrington	MGB GT V8	3900	Co Durham
82	C	Andrew Riley	MG B	3900	Knaresborough
83	C	Phil Walker	MGBGT V8	3900	Much Hadham
94	D	John Wilson	MGB GTV8	3900	Sheffield
96	D	Paul Sibley	MG B V8	3900	Milton Keynes
97	D	Adrian Beer	MGB GTV8	3500	Huntingdon

Snetterton Circuit - Lap Records

Formula	Class	Name	Time	Speed	Date
750 Formula		Mick Harris	1:22.00	85.69	05/04/1999
750 Trophy	A	Geoffrey Brandon	1:49.733	64.03	11/08/2002
	B	David Whetton	1:56.84	60.14	05/04/1999
	C	Pete Birch	1:33.15	75.44	12/04/2004
	D	Simon Hewes	1:48.61	64.70	05/04/1999
Formula 4	A	Adrian Kidd	1:11.45	98.35	11/04/2004
	B	Chris Kite	1:12.15	97.40	09/10/2005
	C	Clive Yorath	1:14.61	94.19	08/10/2005
	D	Kevin Hall	1:13.522	95.58	08/04/2001
	E	Ian del Pizzo	1:14.77	93.98	08/10/2005
Formula Vee		Mike Jenvey	1:18.28	89.77	26/04/2003
Kit Cars	A	Andy Sterling	1:18.44	89.59	08/10/2005
	B	Steve Taylor	1:19.291	88.62	11/08/2002
RGB	A	Jonathan Wright	1:14.76	94.00	30/09/2006
	B	Paul Rogers	1:18.96	89.00	30/09/2006
	C	Martin Brooks	1:17.52	90.65	19/10/2003
Caterhams	A	Peter Ratcliff	1:15.789	92.72	19/10/2002
	B	Neil Hinson	1:19.90	87.95	09/10/2004
	C	Howard Kaye	1:22.560	85.11	14/04/2002
Hot Hatch	A	Craig Shepherd	1:20.28	87.53	01/10/2006
	B	Mark Cunningham	1:21.68	86.03	09/10/2005
Stock Hatch		Tony Scarlett	1:28.652	79.26	14/09/2002
Locost		Brian Mitcham	1:28.19	79.68	11/04/2004
SAXMAX		Liam McMillan	1:30.52	77.63	30/09/2006





Premier Choice Group 750 Formula Championship

Provisional Results - Race 1

Pl	No	Cl	Name	Car	Laps	Time	Behind	MPH	Best Lap on	MPH
1	1	F7	Peter BOVE	Darvi P-88	11	15:30.03		83.11	1:23.37	7 84.29
2	55	F7	Roger ROWE	Centaur Mk20	11	15:41.24	11.21	82.12	1:23.63	11 84.03
3	3	F7	Mick HARRIS	Darvi 877	11	15:42.07	12.04	82.05	1:23.54	10 84.12
4	2	F7	Bob SIMPSON	SS/F	11	15:45.61	15.58	81.75	1:23.31	9 84.35
5	76	F7B	John PAGET	Time IV	11	15:49.89	19.86	81.38	1:24.40	10 83.26
6	6	F7	Dave ROBSON	SDAR/83	11	15:52.53	22.50	81.15	1:24.53	10 83.13
7	4	F7	Antony RAINE	Centaur Mk16	11	15:52.97	22.94	81.11	1:24.21	8 83.45
8	15	F7	Chris GOUGH	CGR2	11	16:02.64	32.61	80.30	1:23.76	7 83.90
9	21	F7	William JOHNSTON	Centaur Mk16	11	16:03.92	33.89	80.19	1:25.48	11 82.21
10	7	F7	Rodney HILL	Mystic T4/21	11	16:14.38	44.35	79.33	1:27.05	6 80.73
11	27	F7B	Sue BUXTON	Darvi 5/97	11	16:47.75	1:17.72	76.70	1:29.90	10 78.17
12	34	F7B	David HEAVER	TSR Ingham	11	17:21.93	1:51.90	74.19	1:30.25	7 77.86
13	77	F7B	Dick HARTLE	Tristesse Mk7	10	15:39.62	1 Lap	74.79	1:30.18	7 77.92
14	28	F7B	Andrew DAVEY	Tristesse Mk6	9	15:43.06	2 Laps	67.06	1:40.26	3 70.09

Not-Classified

49	F7B	Nigel SAUNDERS	TSR Jennicar	5	9:50.49	DNF	59.50	1:39.57	3	70.58
----	-----	----------------	--------------	---	---------	-----	-------	---------	---	-------

Fastest Lap

2	F7	Bob SIMPSON	SS/F					1:23.31	9	84.35
76	F7B	John PAGET	Time IV					1:24.40	10	83.26

Weather / Track: Cloudy / Dry

Start Time : 12:18


Snetterton

14 Jul 07 12:37

Clerk of Course :  12.48	Time Issued :	Chief Timekeeper : Terry Stevens
--	---------------	----------------------------------

THESE RESULTS REMAIN PROVISIONAL FOR A MINIMUM OF 30 MINUTES FROM THE TIME OF ISSUE

Results produced on HS Sports Timing and Results Systems. Results online at www.750MC.co.uk



Demon Tweeks / Yokohama Hot Hatch Championship

Provisional Results - Race 2

Pl	No	Cl	Name	Car	Laps	Time	Behind	MPH	Best Lap on	MPH	
1	64	HHA	Tony DOLLEY	Peugeot 206 GTI	11	15:08.68		85.07	1:20.96	10	86.80
2	65	HHA	Ilsa COX	Peugeot 206 GTI	11	15:08.94	0.26	85.04	1:20.49	11	87.31
3	63	HHA	Brian COX	Peugeot 206 GTI	11	15:28.56	19.88	83.25	1:22.31	2	85.37
4	67	HHA	Dominic JACKSON	Honda Civic	11	16:00.86	52.18	80.45	1:25.49	10	82.20
5	31	HHB	Lewis WILLIAMS	Ford Fiesta XR2	11	16:10.29	1:01.61	79.67	1:24.45	10	83.21
6	97	HHB	Andy McLENNAN	Suzuki Swift GTI	10	15:50.73	1 Lap	73.91	1:28.69	2	79.23
Not-Classified											
9	HHA	Mike WEBB	Ford Focus ST170	8	12:20.73	DNF	75.89	1:21.88	7	85.82	
25	HHA	Julian LONG	Peugeot 306 GTI	3	4:19.15	DNF	81.35	1:21.52	2	86.20	
50	HHA	Ian LAUGHTON	Ford Escort RS2000	3	4:22.78	DNF	80.23	1:22.85	3	84.82	
85	HHB	Ian McLAUGHLIN	Suzuki Swift GTI	3	5:19.58	DNF	65.97	1:42.41	2	68.62	
Non-Starters											
45	HHB	Paul WEST	Peugeot 106 GTI								
Fastest Lap											
65	HHA	Ilsa COX	Peugeot 206 GTI					1:20.49	11	87.31	
31	HHB	Lewis WILLIAMS	Ford Fiesta XR2					1:24.45	10	83.21	

Weather / Track: Cloudy / Dry

Start Time : 12:42


Snetterton

14 Jul 07 12:58

Clerk of Course :  13.06	Time Issued :	Chief Timekeeper : Terry Stevens
--	---------------	----------------------------------

THESE RESULTS REMAIN PROVISIONAL FOR A MINIMUM OF 30 MINUTES FROM THE TIME OF ISSUE

Results produced on HS Sports Timing and Results Systems. Results online at www.750MC.co.uk



750 Motor Club Formula Vee Championship

Provisional Results - Race 3 - Heat

Pl	No	Cl	Name	Car	Laps	Time	Behind	MPH	Best Lap on	MPH
1	3	FV	Daniel HANDS	GAC 01	11	14:51.67		86.69	1:19.61	5 88.27
2	2	FV	Jake OLIVEIRA	Storm DC07	11	15:05.71	14.04	85.35	1:20.42	6 87.38
3	22	FV	Jamie CONYERS	GAC 03	11	15:05.81	14.14	85.34	1:20.08	3 87.75
4	9	FV	Stephen GLASSWELL	Storm SF1	11	15:08.85	17.18	85.05	1:20.83	6 86.94
5	33	FV	Ryan LINDSAY	AHS Challenger	11	15:09.09	17.42	85.03	1:20.91	6 86.85
6	15	FV	Paul SMITH	GAC 02	11	15:12.87	21.20	84.68	1:21.28	5 86.46
7	5	FV	Ian BUXTON	GAC 01	11	15:12.96	21.29	84.67	1:21.09	3 86.66
8	8	FV	Ben EVANS	Scarab	11	15:22.48	30.81	83.79	1:21.31	2 86.42
9	17	FV	Graham KIDDY	Ray Bowles	11	15:30.57	38.90	83.07	1:22.73	5 84.94
10	87	FV	Warren SMITH	Storm SF1	11	15:35.76	44.09	82.61	1:23.48	2 84.18
11	42	FV	John TOWNSHEND	Sheane Mk2	11	15:36.49	44.82	82.54	1:23.57	2 84.09
12	99	FV	Gethin JONES	Spyder	11	15:46.80	55.13	81.64	1:23.62	4 84.04
13	32	FV	Niall McCARTHY	Storm SF1	11	15:48.65	56.98	81.48	1:23.66	3 84.00
14	46	FV	Miles SOUTHERTON	AHS Scarab II	11	15:48.76	57.09	81.47	1:23.47	8 84.19
15	94	FV	Peter BELSEY	Spyder MK2	11	15:49.59	57.92	81.40	1:21.63	11 86.09
16	55	FV	Peter STUDER	Sheane	11	15:49.60	57.93	81.40	1:23.96	8 83.70
17	38	FV	John STAPLETON	Leystone JH002	11	15:51.51	59.84	81.24	1:23.97	3 83.69
18	85	FV	Tony DOWSON	Sheane	11	16:13.10	1:21.43	79.44	1:26.21	7 81.51
19	88	FV	David LAVINGTON	Storm	10	14:55.67	1 Lap	78.46	1:24.91	7 82.76
20	47	FV	Ankit LOVE	GAC	10	14:57.58	1 Lap	78.29	1:23.78	7 83.88
21	50	FV	Elliott HOPKINS	Scarab	10	14:58.04	1 Lap	78.25	1:27.25	6 80.54
22	71	FV	James CONYERS	Leystone	10	14:58.48	1 Lap	78.21	1:27.84	9 80.00
23	21	FV	Richard POTTERTON	Scarab Mk2	10	15:12.67	1 Lap	77.00	1:27.76	10 80.07
24	57	FV	Peter DUNNE	GB	10	15:30.12	1 Lap	75.55	1:30.74	9 77.44
25	23	FV	Steve ROBBINS	Sheane	10	15:30.79	1 Lap	75.50	1:30.77	10 77.42
26	75	FV	David COTTRELL	Apal Mk3	10	15:35.36	1 Lap	75.13	1:29.20	9 78.78
27	30	FV	Chris WILSHER	Sheane FV97	10	16:10.72	1 Lap	72.39	1:32.57	9 75.91

Not-Classified

10	FV	Steve OUGH	AHS Challenger	8	11:34.42	DNF	80.96	1:22.82	5 84.85
48	FV	Tim PROBERT	Storm FF1	6	8:41.71	DNF	80.82	1:21.36	3 86.37
25	FV	Ivan TURNER	Leystone	6	9:05.15	DNF	77.34	1:26.88	5 80.79

Non-Starters

39	FV	Peter GREGORY	Sheane FV96							
6	FV	John HUGHES	Scarab Mk5							

Fastest Lap

3	FV	Daniel HANDS	GAC 01					1:19.61	5 88.27
---	----	--------------	--------	--	--	--	--	---------	---------

No 99 - transponder stopped working

Weather / Track: Bright / Dry

Start Time: 14:04


Snetterton

14 Jul 07 14:22

Clerk of Course:	Time Issued:	Chief Timekeeper: Terry Stevens
 14:45		

THESE RESULTS REMAIN PROVISIONAL FOR A MINIMUM OF 30 MINUTES FROM THE TIME OF ISSUE

Results produced on HS Sports Timing and Results Systems. Results online at www.750MC.co.uk



750 Motor Club Kit Car Championship

Provisional Results - Race 4 (Amended)

Pl	No	Cl	Name	Car	Laps	Time	Behind	MPH	Best Lap on	MPH
1	3	KCA	Gary GOODYEAR	Raw Striker	11	14:49.76		86.88	1:19.86	9 87.99
2	1	KCB	Andy HILEY	Taydec Mk2	11	14:54.42	4.66	86.42	1:19.23	8 88.69
3	8	KCB	Steve TAYLOR	Stuart Taylor Phoenix	11	15:05.48	15.72	85.37	1:19.71	7 88.16
4	31	KCB	Jim GOODWIN	Sylva Phoenix	11	15:10.24	20.48	84.92	1:19.89	7 87.96
5	33	KCA	Stephen WARD	Raw Striker	11	15:13.32	23.56	84.64	1:20.95	11 86.81
6	82	KCB	Rob JOHNSTON	Cyana MX500R	11	15:18.12	28.36	84.19	1:21.00	4 86.76
7	11	KCB	Mark CONROY	Raw Striker	11	15:18.27	28.51	84.18	1:20.19	7 87.63
8	26	KCB	Jason STIRZAKER	Fisher Fury	11	15:24.21	34.45	83.64	1:22.32	10 85.36
9	23	KCB	Paul HARVEY	Stuart Taylor Phoenix	11	15:38.24	48.48	82.39	1:23.48	6 84.18
10	41	KCB	Darren SANSUM	Sylva Striker	11	15:45.85	56.09	81.72	1:23.93	7 83.73
11	20	KCB	Nigel BROWN	Sylva Phoenix	11	15:48.27	58.51	81.52	1:24.05	9 83.61
12	55	KCB	John SAMPSON	Quantum Extreme	11	16:01.81	1:12.05	80.37	1:25.57	3 82.12
13	61	KCB	Anton LANDON	Westfield SE	11	16:13.99	1:24.23	79.36	1:25.29	9 82.39
14	49	KCA	Tony GAUNT	Stuart Taylor Phoenix	11	16:16.82	1:27.06	79.13	1:25.98	8 81.73
15	9	KCA	Ian KEMPSON	MK Indy	10	16:14.47	1 Lap	72.11	1:27.01	3 80.76
16	28	KCA	Natalie HARDY	Quantum Extreme	10	16:15.04	1 Lap	72.07	1:33.00	9 75.56

Not-Classified

27	KCA	Dave ROBERTS	Sylva Striker	1	1:42.27	DNF	68.71	1:42.27	1 68.71
69	KCA	Nick CRADDOCK	Sylva Striker	1	2:53.75	DNF	40.44	2:53.75	1 40.44

Exclusions

90	KCB	Simon CHILDS	Sylva Phoenix	Car underweight - Champ Reg 5.1.4						
----	-----	--------------	---------------	-----------------------------------	--	--	--	--	--	--

Non-Starters

12	KCB	Steve OWEN	Sylva Clubman							
32	KCB	Paul COOPER	Sylva Striker							
47	KCA	Bruce BROWN	Luego Velocity							
51	KCB	Brian SMITH	Sylva Striker							
67	KCA	Charles STERLING	Sylva Phoenix							

Fastest Lap

1	KCB	Andy HILEY	Taydec Mk2			1:19.23	8	88.69
3	KCA	Gary GOODYEAR	Raw Striker			1:19.86	9	87.99

Weather / Track:

Start Time : 14:44

Snetterton

14 Jul 07 15:52

Clerk of Course :  15-57	Time Issued :	Chief Timekeeper : Terry Stevens
--	---------------	----------------------------------

THESE RESULTS REMAIN PROVISIONAL FOR A MINIMUM OF 30 MINUTES FROM THE TIME OF ISSUE

Results produced on HS Sports Timing and Results Systems



750 Motor Club Locost Championship

Provisional Results - Race 5

Pl	No	Cl	Name	Car	Laps	Time	Behind	MPH	Best Lap on	MPH
1	10	LC	David BARTHOLOMEW	Locost	13	19:44.86		77.10	1:28.50	3 79.40
2	11	LC	Richard JENKINS	Locost	13	19:49.53	4.67	76.80	1:28.84	10 79.10
3	17	LC	Ed PITHER	Locost	13	19:49.75	4.89	76.78	1:29.73	3 78.31
4	36	LC	Mark GLOVER	Locost	13	19:53.79	8.93	76.52	1:28.99	12 78.97
5	9	LC	Alastair GARRATT	Locost	13	19:53.81	8.95	76.52	1:29.37	12 78.63
6	31	LC	Samir ABID	Locost	13	19:56.24	11.38	76.37	1:29.25	12 78.74
7	83	LC	Paul PRESGRAVES	Locost	13	19:56.27	11.41	76.37	1:29.24	12 78.74
8	77	LC	James PINKERTON	Locost	13	19:58.93	14.07	76.20	1:30.49	9 77.66
9	44	LC	Gary PARKES	Locost	13	19:59.00	14.14	76.19	1:29.96	8 78.11
10	66	LC	Spencer KEMSLEY	Locost	13	19:59.77	14.91	76.14	1:29.89	11 78.18
11	21	LC	Jason GIBBONS	Locost	13	20:12.05	27.19	75.37	1:30.64	11 77.53
12	39	LC	Steve EVANS	Locost	13	20:19.60	34.74	74.90	1:31.08	4 77.15
13	53	LC	Mark GOGLE	Locost	13	20:24.45	39.59	74.61	1:30.36	4 77.77
14	54	LC	David MORROW	Locost	13	20:24.46	39.60	74.61	1:32.04	11 76.35
15	57	LC	Mike LEAR	Locost	13	20:27.72	42.86	74.41	1:31.01	12 77.21
16	34	LC	Sam BROUGH	Locost	13	20:29.73	44.87	74.29	1:31.24	12 77.02
17	87	LC	Daniel SIBBONS	Locost	13	20:31.28	46.42	74.19	1:31.49	9 76.81
18	71	LC	Victoria PICKLES	Locost	13	20:38.73	53.87	73.75	1:30.65	4 77.52
19	46	LC	Kevin LUCAS	Locost	13	21:11.00	1:26.14	71.88	1:30.24	11 77.87
20	62	LC	Suzanne COOMBER	Locost	13	21:16.08	1:31.22	71.59	1:36.18	5 73.06
21	51	LC	Alastair ECCLESFIELD	Locost	12	20:04.54	1 Lap	70.01	1:35.96	12 73.23
22	78	LC	Richard PEARSON	Locost	12	20:08.14	1 Lap	69.80	1:36.29	7 72.98
23	65	LC	Sean GRAHAM	Locost	12	20:22.54	1 Lap	68.98	1:38.89	3 71.06
24	68	LC	Andy POINTER	Locost	12	20:35.06	1 Lap	68.28	1:37.84	11 71.82

Not-Classified

43	LC	Simon WOOD	Locost	12	18:19.13	DNF	76.72	1:28.31	3 79.57
59	LC	Carl PICKERING	Locost	9	17:52.73	DNF	58.96	1:48.06	3 65.03
8	LC	Nick LEAR	Locost	7	11:28.65	DNF	71.43	1:30.04	3 78.05
1	LC	Declan McDONNELL	Locost	6	9:07.19	DNF	77.05	1:29.25	3 78.74
73	LC	Mark WHITE	Locost	5	7:50.37	DNF	74.70	1:31.04	5 77.19
29	LC	Kit LAWSON	Locost	5	8:47.52	DNF	66.61	1:37.66	2 71.96
6	LC	Aaron BAILEY	Locost	4	6:07.71	DNF	76.44	1:29.53	4 78.49
67	LC	Ernie GUSHLOW	Locost	1	1:58.15	DNF	59.48	1:58.15	1 59.48

Non-Starters

48	LC	David HILTON	Locost
----	----	--------------	--------

Fastest Lap

43	LC	Simon WOOD	Locost	1:28.31	3 79.57
----	----	------------	--------	---------	---------

Weather / Track: Bright / Dry

Start Time : 15:08

Snetterton

14 Jul 07 15:32

Clerk of Course :  15:50	Time Issued :	Chief Timekeeper : Terry Stevens
--	---------------	----------------------------------

THESE RESULTS REMAIN PROVISIONAL FOR A MINIMUM OF 30 MINUTES FROM THE TIME OF ISSUE

Results produced on HS Sports Timing and Results Systems. Results online at www.750MC.co.uk



750 Motor Club Formula 4 Championship

Provisional Results - Race 6

Pl	No	Cl	Name	Car	Laps	Time	Behind	MPH	Best Lap on	MPH
1	9	F4B	Chris KITE	Dallara 493	16	19:30.39		96.07	1:12.14	3 97.41
2	6	F4A	Malcolm SCOTT	Van Diemen RF00	16	19:43.57	13.18	95.00	1:12.67	8 96.70
3	76	F4A	Miguel PINTO-COELHO	Van Diemen RF01/07	16	19:45.00	14.61	94.88	1:12.89	8 96.41
4	1	F4A	Chris LEWIS	Comtec F4	16	19:45.07	14.68	94.88	1:12.51	6 96.91
5	77	F4A	Steve SAVAGE	Van Diemen RF99/06	16	19:51.28	20.89	94.38	1:12.91	13 96.38
6	38	F4E	Gavin HALLS	Swift 96FF	16	20:01.87	31.48	93.55	1:14.27	6 94.62
7	23	F4A	Jonathan WESTON-TAYLOR	Mygale US2000	16	20:16.36	45.97	92.44	1:14.20	12 94.71
8	31	F4A	Erwin SMIECH	Speads	16	20:16.63	46.24	92.42	1:14.50	11 94.32
9	42	F4C	Richard HYPHER	Van Diemen RF86	16	20:44.52	1:14.13	90.34	1:16.44	13 91.93
10	99	F4B	Charles ADRIAN	Van Diemen RF95	15	19:42.04	1 Lap	89.17	1:15.70	8 92.83
11	56	F4E	Bryn TOOTELL	Van Diemen RF	15	20:06.51	1 Lap	87.37	1:18.79	8 89.19
12	21	F4C	Clive YORATH	Reynard SF84	15	20:15.53	1 Lap	86.72	1:16.14	4 92.29
13	22	F4A	Michael WEBBER	Magnum F4A	15	20:16.01	1 Lap	86.68	1:18.64	13 89.36
14	16	F4A	Simon EMMERSON	Van Diemen RF95/96	14	19:41.49	2 Laps	83.27	1:18.52	8 89.50
15	37	F4C	Jonathan CLEMENTS	Ralt RT30	13	20:38.21	3 Laps	73.78	1:30.32	9 77.80

Not-Classified

55	F4A	Paul HEAVEY	Leystone DH001	9	11:53.89	DNF	88.59	1:17.13	4 91.11
69	F4A	Lee CUNNINGHAM	Van Diemen	8	10:04.00	DNF	93.08	1:14.10	3 94.83
34	F4E	Jennifer SCOTT	Van Diemen RF99	2	2:50.98	DNF	82.20	1:22.97	2 84.70
29	F4A	Chris TIMMS	Mygale US2000	0		Starter	0.00		

Fastest Lap

9	F4B	Chris KITE	Dallara 493					1:12.14	3 97.41
1	F4A	Chris LEWIS	Comtec F4					1:12.51	6 96.91
38	F4E	Gavin HALLS	Swift 96FF					1:14.27	6 94.62
21	F4C	Clive YORATH	Reynard SF84					1:16.14	4 92.29

Weather / Track: Bright / Dry

Q 8 16-43



750 Motor Club Formula Vee Championship

Provisional Results - Race 7 - Final

Pl	No	Cl	Name	Car	Laps	Time	Behind	MPH	Best Lap on	MPH
1	11	FV	Martin FARMER	GAC 03	11	14:45.27		87.32	1:19.24	9 88.68
2	2	FV	Jake OLIVEIRA	Storm DC07	11	14:57.75	12.48	86.10	1:19.92	7 87.93
3	66	FV	Martin GALPIN	GAC 01	11	15:01.98	16.71	85.70	1:19.21	4 88.72
4	5	FV	Ian BUXTON	GAC 01	11	15:05.54	20.27	85.36	1:20.00	3 87.84
5	22	FV	Jamie CONYERS	GAC 03	11	15:05.99	20.72	85.32	1:20.16	6 87.66
6	14	FV	James BIRCH	Scarab Mk5	11	15:06.97	21.70	85.23	1:20.79	5 86.98
7	9	FV	Stephen GLASSWELL	Storm SF1	11	15:08.46	23.19	85.09	1:20.84	5 86.93
8	3	FV	Daniel HANDS	GAC 01	11	15:08.59	23.32	85.08	1:19.33	3 88.58
9	8	FV	Ben EVANS	Scarab	11	15:09.34	24.07	85.01	1:20.87	3 86.90
10	17	FV	Graham KIDDY	Ray Bowles	11	15:16.54	31.27	84.34	1:21.08	3 86.67
11	94	FV	Peter BELSEY	Spyder MK2	11	15:21.45	36.18	83.89	1:21.41	4 86.32
12	33	FV	Ryan LINDSAY	AHS Challenger	11	15:23.87	38.60	83.67	1:22.10	7 85.59
13	87	FV	Warren SMITH	Storm SF1	11	15:29.24	43.97	83.19	1:22.35	7 85.33
14	38	FV	John STAPLETON	Leystone JH002	11	15:29.65	44.38	83.15	1:22.78	4 84.89
15	42	FV	John TOWNSHEND	Sheane Mk2	11	15:42.83	57.56	81.99	1:24.13	2 83.53
16	46	FV	Miles SOUTHERTON	AHS Scarab II	11	15:43.52	58.25	81.93	1:23.76	2 83.90
17	47	FV	Ankit LOVE	GAC	11	15:59.58	1:14.31	80.56	1:23.28	2 84.38
18	32	FV	Niall McCARTHY	Storm SF1	11	16:00.69	1:15.42	80.46	1:24.88	3 82.79
19	71	FV	James CONYERS	Leystone	10	14:46.49	1 Lap	79.27	1:26.45	4 81.29
20	85	FV	Tony DOWSON	Sheane	10	14:48.94	1 Lap	79.05	1:27.10	9 80.68
21	50	FV	Elliott HOPKINS	Scarab	10	14:59.39	1 Lap	78.13	1:27.45	10 80.36
22	23	FV	Steve ROBBINS	Sheane	10	15:40.29	1 Lap	74.73	1:32.26	2 76.17
23	30	FV	Chris WILSHER	Sheane FV97	10	16:01.61	1 Lap	73.08	1:32.88	9 75.66

Not-Classified

88	FV	David LAVINGTON	Storm	10	14:26.06	DNF	81.14	1:24.50	9 83.16
15	FV	Paul SMITH	GAC 02	9	12:24.42	DNF	84.96	1:21.03	2 86.72
1	FV	Sam OLIVEIRA	Sheane	8	10:46.97	DNF	86.89	1:19.17	8 88.76
55	FV	Peter STUDER	Sheane	5	7:13.55	DNF	81.04	1:24.20	2 83.46
99	FV	Gethin JONES	Spyder	4	5:53.81	DNF	79.45	1:24.31	2 83.35
21	FV	Richard POTTERTON	Scarab Mk2	4	6:14.17	DNF	75.12	1:29.66	4 78.38
75	FV	David COTTRELL	Apal Mk3	3	4:58.29	DNF	70.67	1:31.37	3 76.91
57	FV	Peter DUNNE	GB	1	1:41.94	DNF	68.93	1:41.94	1 68.93

Fastest Lap

1	FV	Sam OLIVEIRA	Sheane					1:19.17	8 88.76
---	----	--------------	--------	--	--	--	--	---------	---------

No 66 - O.1.1.5 contact - reprimand

Weather / Track: Bright / Dry

Start Time : 16:14


Snetterton

14 Jul 07 16:52

Clerk of Course : <i>Terry Stevens</i> 16:55	Time Issued :	Chief Timekeeper : Terry Stevens
---	---------------	----------------------------------

THESE RESULTS REMAIN PROVISIONAL FOR A MINIMUM OF 30 MINUTES FROM THE TIME OF ISSUE

Results produced on HS Sports Timing and Results Systems. Results online at www.750MC.co.uk



Allcomers

Provisional Results - Race 8

Pl	No	Cl	Name	Car	Laps	Time	Behind	MPH	Best Lap on	MPH	
1	11	AC	Jonathan WRIGHT	Radical SR4	24	29:26.33		95.48	1:12.06	12	97.52
2	37	AC	Bill HENDERSON	Radical Prosport	24	29:42.02	15.69	94.64	1:12.50	6	96.93
3	24	AC	Paul STEELE	Radical SR4	24	29:47.22	20.89	94.37	1:11.77	21	97.91
4	8	AC	Paul ROGERS	Stuart Taylor Phoenix	22	29:43.79	2 Laps	86.67	1:19.20	13	88.73
5	18	AC	Mark FALCO	ADR	22	29:58.01	2 Laps	85.98	1:19.00	21	88.95
6	50	AC	Tim HOVERD	Fisher Fury	22	30:26.85	2 Laps	84.63	1:20.74	21	87.03
7	28	AC	John HEWAT	Blaze RR	21	29:29.90	3 Laps	83.38	1:22.50	18	85.18
8	63	AC	Colin CHAPMAN	Fisher Fury	21	29:50.72	3 Laps	82.41	1:20.96	20	86.80
9	25	AC	Tony CARPENTER	Stuart Taylor Phoenix	20	30:25.04	4 Laps	77.01	1:27.26	17	80.53
10	12	AC	Gordon MILNER	Toyota MR2 Mk2	20	30:53.36	4 Laps	75.83	1:29.85	11	78.21
11	58	AC	Steve LUMLEY	Toyota MR2 Mk2	20	30:55.95	4 Laps	75.73	1:30.29	14	77.83
12	1	AC	Patrick MORTELL	Toyota MR2 Mk2	19	29:59.70	5 Laps	74.19	1:32.14	6	76.27
13	33	AC	Rowland WOOLLEY	Toyota MR2	19	30:28.00	5 Laps	73.04	1:32.04	11	76.35

Not-Classified

6	AC	Richard McKOEN	MGB GT	18	29:38.18	NCF	71.13	1:33.64	18	75.04
3	AC	George STODDART	Toyota MR2 Mk2	18	30:28.14	NCF	69.19	1:37.93	17	71.76
14	AC	Fiona JAMES	Radical SR4	17	30:01.94	NCF	66.30	1:17.96	17	90.14
10	AC	Jack MIDDLETON	Radical Prosport	15	20:16.04	DNF	86.68	1:18.16	14	89.88
69	AC	Kevin WILLIAMS	Caterham R400	13	20:25.11	DNF	74.57	1:18.50	4	89.52
118	AC	Dan KITCHENER	Ford Fiesta XR2	11	18:15.37	DNF	70.57	1:35.94	11	73.25
95	AC	Richard STABLES	Radical Clubsport	9	11:08.60	DNF	94.59	1:12.81	2	96.51
41	AC	Neil CONSTABLE-BERRY	Fisher Fury	8	11:19.98	DNF	82.68	1:22.60	8	85.08
9	AC	Rob HORSFIELD	Toyota MR2 Mk2	7	11:06.21	DNF	73.84	1:31.14	6	77.10
31	AC	Andy WATERS	Lotus Exige	6	12:49.76	DNF	54.77	1:21.32	2	86.41
169	AC	Nick CRADDOCK	Sylva Striker	0		Starter	0.00			
2	AC	Josh SMITH	Stuart Taylor Phoenix	0		Starter	0.00			
44	AC	Judy DERISLEY	Fisher Fury	0		Starter	0.00			

Non-Starters

23 AC Carl WOODWISS Caterham R400

Fastest Lap

24 AC Paul STEELE Radical SR4 1:11.77 21 97.91

Weather / Track: Bright / Dry

Start Time: 16:45

Snetterton

14 Jul 07 17:23

Clerk of Course:  17:20	Time Issued:	Chief Timekeeper: Terry Stevens
---	--------------	---------------------------------

THESE RESULTS REMAIN PROVISIONAL FOR A MINIMUM OF 30 MINUTES FROM THE TIME OF ISSUE

Results produced on HS Sports Timing and Results Systems. Results online at www.750MC.co.uk



750 Motor Club Formula Vee Championship
Provisional Results - Race 9 - Heat (Amended)

Pl	No	Cl	Name	Car	Laps	Time	Behind	MPH	Best Lap on	MPH
1	3	FV	Daniel HANDS	GAC 01	6	8:14.46		85.27	1:20.06	5 87.75
2	2	FV	Jake OLIVEIRA	Storm DC07	6	8:15.79	1.33	85.04	1:20.72	3 87.06
3	5	FV	Ian BUXTON	GAC 01	6	8:27.34	12.88	83.11	1:21.32	2 86.41
4	9	FV	Stephen GLASSWELL	Storm SF1	6	8:27.97	13.51	83.00	1:21.78	2 85.93
5	48	FV	Tim PROBERT	Storm FF1	6	8:29.66	15.20	82.73	1:21.62	2 86.10
6	94	FV	Peter BELSEY	Spyder MK2	6	8:29.82	15.36	82.70	1:22.44	4 85.24
7	17	FV	Graham KIDDY	Ray Bowties	6	8:39.56	25.10	81.15	1:22.79	4 84.88
8	10	FV	Steve OUGH	AHS Challenger	6	8:47.10	32.64	79.99	1:24.26	4 83.40
9	87	FV	Warren SMITH	Storm SF1	6	8:51.11	36.65	79.39	1:23.79	2 83.87
10	42	FV	John TOWNSHEND	Sheane Mk2	6	8:51.56	37.10	79.32	1:24.16	2 83.50
11	33	FV	Ryan LINDSAY	AHS Challenger	6	8:52.72	38.26	79.15	1:21.68	2 86.03
12	38	FV	John STAPLETON	Leystone JH002	6	8:53.00	38.54	79.11	1:24.00	2 83.66
13	6	FV	John HUGHES	Scarab Mk5	6	8:53.15	38.69	79.08	1:23.58	3 84.08
14	46	FV	Miles SOUTHERTON	AHS Scarab II	6	8:53.77	39.31	78.99	1:24.05	2 83.61
15	21	FV	Richard POTTERTON	Scarab Mk2	6	9:07.90	53.44	76.95	1:26.73	3 81.02
16	88	FV	David LAVINGTON	Storm	6	9:11.22	56.76	76.49	1:24.78	4 82.89
17	32	FV	Niall McCARTHY	Storm SF1	6	9:12.28	57.82	76.34	1:27.19	2 80.60
18	50	FV	Elliott HOPKINS	Scarab	6	9:12.71	58.25	76.28	1:27.50	2 80.31
19	85	FV	Tony DOWSON	Sheane	6	9:13.93	59.47	76.12	1:27.60	4 80.22
20	47	FV	Ankit LOVE	GAC	6	9:15.11	1:00.65	75.95	1:28.85	6 79.09
21	23	FV	Steve ROBBINS	Sheane	6	9:32.80	1:18.34	73.61	1:32.28	3 76.15
22	71	FV	James CONYERS	Leystone	6	9:40.30	1:25.84	72.66	1:28.21	4 79.66
23	30	FV	Chris WILSHER	Sheane FV97	5	8:15.11	1 Lap	70.97	1:32.98	4 75.58

Not-Classified

8	FV	Ben EVANS	Scarab	5	7:04.77	DNF	82.72	1:22.09	4 85.60
75	FV	David COTTRELL	Apal Mk3	5	7:58.22	DNF	73.47	1:30.79	3 77.40
57	FV	Peter DUNNE	GB	5	8:31.52	NCF	68.69	1:31.12	4 77.12
15	FV	Paul SMITH	GAC 02	3	5:25.82	DNF	64.70	1:23.68	2 83.98
25	FV	Ivan TURNER	Leystone	2	3:33.51	DNF	65.83	1:39.01	1 70.97

Non-Starters

22	FV	Jamie CONYERS	GAC 03
39	FV	Peter GREGORY	Sheane FV96
55	FV	Peter STUDER	Sheane
99	FV	Gethin JONES	Spyder

Fastest Lap

3	FV	Daniel HANDS	GAC 01	1:20.06	5 87.75
---	----	--------------	--------	---------	---------

Red flag at 10m52s. Result declared on 6 laps. No 57 not classified - not running at time of RF

Weather / Track: Bright / Dry

Start Time: 10:46


Snetterton

15 Jul 07 11:59

Clerk of Course:  12:10	Time issued:	Chief Timekeeper: Terry Stevens
--	--------------	---------------------------------

THESE RESULTS REMAIN PROVISIONAL FOR A MINIMUM OF 30 MINUTES FROM THE TIME OF ISSUE

Results produced on HS Sports Timing and Results Systems



750 Motor Club Kit Car Championship

Provisional Results - Race 10

Pl	No	Cl	Name	Car	Laps	Time	Behind	MPH	Best Lap on	MPH
1	3	KCA	Gary GOODYEAR	Raw Striker	11	15:03.69		85.54	1:20.58	10 87.21
2	1	KCB	Andy HILEY	Taydec Mk2	11	15:04.23	0.54	85.49	1:20.55	10 87.24
3	8	KCB	Steve TAYLOR	Stuart Taylor Phoenix	11	15:04.87	1.18	85.43	1:20.33	10 87.48
4	82	KCB	Rob JOHNSTON	Cyana MX500R	11	15:05.03	1.34	85.41	1:20.18	10 87.64
5	90	KCB	Simon CHILDS	Sylva Phoenix	11	15:05.06	1.37	85.41	1:20.19	11 87.63
6	11	KCB	Mark CONROY	Raw Striker	11	15:12.90	9.21	84.67	1:21.05	5 86.70
7	33	KCA	Stephen WARD	Raw Striker	11	15:21.32	17.63	83.90	1:21.15	10 86.60
8	23	KCB	Paul HARVEY	Stuart Taylor Phoenix	11	15:23.60	19.91	83.69	1:21.59	10 86.13
9	26	KCB	Jason STIRZAKER	Fisher Fury	11	15:23.93	20.24	83.66	1:21.36	11 86.37
10	41	KCB	Darren SANSUM	Sylva Striker	11	15:42.80	39.11	81.99	1:24.56	2 83.10
11	20	KCB	Nigel BROWN	Sylva Phoenix	11	15:51.28	47.59	81.26	1:24.20	5 83.46
12	49	KCA	Tony GAJNT	Stuart Taylor Phoenix	11	16:04.17	1:00.48	80.17	1:24.87	10 82.80
13	55	KCB	John SAMPSON	Quantum Extreme	11	16:05.54	1:01.85	80.06	1:25.15	10 82.53
14	28	KCA	Natalie HARDY	Quantum Extreme	10	16:08.90	1 Lap	72.53	1:33.67	10 75.02

Not-Classified

61	KCB	Anton LANDON	Westfield SE	6	8:41.81	DNF	80.80	1:24.69	6 82.98
69	KCA	Nick CRADDOCK	Sylva Striker	5	8:06.34	DNF	72.25	1:28.50	3 79.40
27	KCA	Dave ROBERTS	Sylva Striker	1	1:49.01	DNF	64.46	1:49.01	1 64.46

Non-Starters

12	KCB	Steve OWEN	Sylva Clubman
31	KCB	Jim GOODWIN	Sylva Phoenix
32	KCB	Paul COOPER	Sylva Striker
47	KCA	Bruce BROWN	Luego Velocity
51	KCB	Brian SMITH	Sylva Striker
67	KCA	Charles STERLING	Sylva Phoenix
9	KCA	Ian KEMPSON	MK Indy

Fastest Lap

82	KCB	Rob JOHNSTON	Cyana MX500R	1:20.18	10 87.64
3	KCA	Gary GOODYEAR	Raw Striker	1:20.58	10 87.21

Weather / Track:

Start Time : 11:13


Snetterton

15 Jul 07 11:30

Clerk of Course : <i>A.S.K.</i>	Time Issued : 11:44	Chief Timekeeper : Terry Stevens
------------------------------------	------------------------	----------------------------------

THESE RESULTS REMAIN PROVISIONAL FOR A MINIMUM OF 30 MINUTES FROM THE TIME OF ISSUE

Results produced on HS Sports Timing and Results Systems. Results online at www.750MC.co.uk



750 Motor Club Locost Championship

Provisional Results - Race 11

Pl	No	Cl	Name	Car	Laps	Time	Behind	MPH	Best Lap on	MPH
1	1	LC	Declan McDONNELL	Locost	10	15:12.34		77.02	1:29.25	3 78.74
2	6	LC	Aaron BAILEY	Locost	10	15:12.48	0.14	77.01	1:29.31	6 78.68
3	9	LC	Alastair GARRATT	Locost	10	15:12.73	0.39	76.99	1:29.59	3 78.44
4	43	LC	Sinton WOOD	Locost	10	15:15.03	2.69	76.80	1:29.64	2 78.39
5	31	LC	Samir ABID	Locost	10	15:16.33	3.99	76.69	1:29.28	6 78.71
6	36	LC	Mark GLOVER	Locost	10	15:16.42	4.08	76.68	1:29.70	3 78.34
7	44	LC	Gary PARKES	Locost	10	15:17.52	5.18	76.59	1:29.54	5 78.48
8	83	LC	Paul PRESGRAVES	Locost	10	15:19.34	7.00	76.44	1:28.61	4 79.30
9	17	LC	Ed PITHER	Locost	10	15:20.33	7.99	76.36	1:29.38	6 78.62
10	11	LC	Richard JENKINS	Locost	10	15:21.61	9.27	76.25	1:29.49	5 78.52
11	77	LC	James PINKERTON	Locost	10	15:28.97	16.63	75.65	1:30.98	5 77.24
12	73	LC	Mark WHITE	Locost	10	15:28.98	16.64	75.64	1:31.13	2 77.11
13	46	LC	Kevin LUCAS	Locost	10	15:29.70	17.36	75.59	1:30.73	3 77.45
14	39	LC	Steve EVANS	Locost	10	15:30.16	17.82	75.55	1:30.63	9 77.54
15	87	LC	Daniel SIBBONS	Locost	10	15:40.72	28.38	74.70	1:31.64	6 76.68
16	71	LC	Victoria PICKLES	Locost	10	15:41.18	28.84	74.66	1:31.51	7 76.79
17	21	LC	Jason GIBBONS	Locost	10	15:41.47	29.13	74.64	1:30.35	10 77.78
18	57	LC	Mike LEAR	Locost	10	15:51.30	38.96	73.87	1:31.14	3 77.10
19	66	LC	Spencer KEMSLEY	Locost	10	15:52.91	40.57	73.74	1:30.56	3 77.60
20	53	LC	Mark GOGLE	Locost	10	15:55.01	42.67	73.58	1:31.15	7 77.09
21	54	LC	David MORROW	Locost	10	15:55.48	43.14	73.55	1:31.19	6 77.06
22	67	LC	Ernie GUSHLOW	Locost	10	16:00.09	47.75	73.19	1:32.80	2 75.72
23	34	LC	Sam BROUGH	Locost	10	16:00.25	47.91	73.18	1:32.61	5 75.88
24	51	LC	Alastair ECCLESFIELD	Locost	10	16:24.16	1:11.82	71.40	1:35.66	2 73.46
25	78	LC	Richard PEARSON	Locost	10	16:33.52	1:21.18	70.73	1:37.25	2 72.26
26	62	LC	Suzanne COOMBER	Locost	9	15:16.17	1 Lap	69.03	1:36.05	2 73.16
27	65	LC	Sean GRAHAM	Locost	9	15:41.00	1 Lap	67.21	1:40.13	3 70.18
28	59	LC	Carl PICKERING	Locost	8	15:34.38	2 Laps	60.17	1:41.04	2 69.55
<u>Not-Classified</u>										
8	LC	Nick LEAR	Locost	9	15:07.39	DNF	69.70	1:31.10	5 77.14	
29	LC	Kil LAWSON	Locost	5	8:24.20	DNF	69.69	1:35.90	3 73.28	
10	LC	David BARTHOLOMEW	Locost	5	8:30.85	DNF	68.78	1:31.82	2 76.53	
68	LC	Andy POINTER	Locost	2	3:32.61	DNF	66.10	1:39.76	2 70.44	
<u>Non-Starters</u>										
48	LC	David HILTON	Locost							
<u>Fastest Lap</u>										
83	LC	Paul PRESGRAVES	Locost					1:28.61	4 79.30	

Weather / Track: Bright / Dry

Start Time : 11:40


Snetterton

15 Jul 07 12:10

Clerk of Course :  12.19	Time Issued :	Chief Timekeeper : Terry Stevens
--	---------------	----------------------------------

THESE RESULTS REMAIN PROVISIONAL FOR A MINIMUM OF 30 MINUTES FROM THE TIME OF ISSUE

Results produced on HS Sports Timing and Results Systems. Results online at www.750MC.co.uk



750 Motor Club Formula 4 Championship

Provisional Results - Race 12

Pl	No	Cl	Name	Car	Laps	Time	Behind	MPH	Best Lap on	MPH
1	9	F4B	Chris KITE	Dallara 493	9	11:06.83		94.84	1:12.79	7 96.54
2	77	F4A	Steve SAVAGE	Van Diemen RF99/06	9	11:10.54	3.71	94.32	1:13.36	5 95.79
3	6	F4A	Malcolm SCOTT	Van Diemen RF00	9	11:12.91	6.08	93.99	1:13.09	4 96.14
4	1	F4A	Chris LEWIS	Comtec F4	9	11:17.61	10.78	93.34	1:13.79	5 95.23
5	76	F4A	Miguel PINTO-COELHO	Van Diemen RF01/07	9	11:22.35	15.52	92.69	1:14.37	5 94.49
6	29	F4A	Chris TIMMS	Mygale US2000	9	11:22.85	16.02	92.62	1:14.56	6 94.25
7	38	F4E	Gavin HALLS	Swift 96FF	9	11:23.14	16.31	92.58	1:14.39	6 94.46
8	31	F4A	Erwin SMIECH	Speads	9	11:27.85	21.02	91.95	1:14.62	4 94.17
9	69	F4A	Lee CUNNINGHAM	Van Diemen	9	11:29.38	22.55	91.74	1:14.95	2 93.76
10	23	F4A	Jonathan WESTON-TAYLOR	Mygale US2000	9	11:32.52	25.69	91.33	1:14.51	8 94.31
11	99	F4B	Charles ADRIAN	Van Diemen RF95	9	11:33.78	26.95	91.16	1:15.22	7 93.42
12	21	F4C	Clive YORATH	Reynard SF84	9	11:45.15	38.32	89.69	1:16.24	7 92.17
13	55	F4A	Paul HEAVEY	Leystone DH001	9	11:54.45	47.62	88.52	1:16.90	9 91.38
14	34	F4E	Jennifer SCOTT	Van Diemen RF99	9	11:55.07	48.24	88.45	1:17.74	4 90.39
15	22	F4A	Michael WEBBER	Magnum F4A	9	12:06.51	59.68	87.05	1:18.85	2 89.12
16	56	F4E	Bryn TOOTELL	Van Diemen RF	9	12:07.86	1:01.03	86.89	1:19.08	9 88.86
17	16	F4A	Simon EMMERSON	Van Diemen RF95/96	9	12:13.40	1:06.57	86.24	1:19.80	6 88.06
18	14	F4B	Kelvin LAIDLAW	Van Diemen RF90	9	12:22.69	1:15.86	85.16	1:20.44	8 87.36
19	37	F4C	Jonathan CLEMENTS	Ralt RT30	8	11:53.36	1 Lap	78.81	1:27.36	2 80.44

Not-Classified

42	F4C	Richard HYPHER	Van Diemen RF86	8	10:30.87	DNF	89.11	1:17.11	5 91.13
----	-----	----------------	-----------------	---	----------	-----	-------	---------	---------

Fastest Lap

9	F4B	Chris KITE	Dallara 493	1:12.79	7 96.54
6	F4A	Malcolm SCOTT	Van Diemen RF00	1:13.09	4 96.14
38	F4E	Gavin HALLS	Swift 96FF	1:14.39	6 94.46
21	F4C	Clive YORATH	Reynard SF84	1:16.24	7 92.17

Red flag at 13m09s. Result declared on 9 laps.

Weather / Track: Cloudy / Dry

Start Time : 12:09

Snetterton

15 Jul 07 12:26

Clerk of Course :  12.33	Time Issued :	Chief Timekeeper : Terry Stevens
--	---------------	----------------------------------

THESE RESULTS REMAIN PROVISIONAL FOR A MINIMUM OF 30 MINUTES FROM THE TIME OF ISSUE

Results produced on HS Sports Timing and Results Systems. Results online at www.750MC.co.uk



MDS Battery RGB Championship

Provisional Results - Race 13

Pl	No	Cl	Name	Car	Laps	Time	Behind	MPH	Best Lap on	MPH	
1	52	BEA	Rob BALDWIN	BON S2	15	19:34.33		89.76	1:17.24	2	90.98
2	99	BEA	Steve ROBINSON	Genesis RR06	15	19:59.32	24.99	87.89	1:18.08	6	90.00
3	4	BEC	Derek JONES	Fisher Fury	15	20:00.44	26.11	87.81	1:17.64	6	90.51
4	8	BEB	Paul ROGERS	Stuart Taylor Phoenix	15	20:04.22	29.89	87.53	1:18.59	14	89.42
5	9	BEC	John CUTMORE	Westfield Megabiade	15	20:11.13	36.80	87.03	1:19.24	3	88.68
6	6	BEC	Mike FIELD	Fisher Fury	15	20:12.76	38.43	86.92	1:19.28	12	88.64
7	75	BEA	Gordon GRIFFIN	T5 Mission	15	20:26.16	51.83	85.97	1:15.04	11	93.65
8	12	BEC	Mike ATKINSON	Stuart Taylor Phasar	15	20:27.33	53.00	85.88	1:19.29	6	88.63
9	33	BEC	Alastair BOULTON	Stuart Taylor Phoenix	15	20:33.72	59.39	85.44	1:20.37	4	87.44
10	63	BEC	Colin CHAPMAN	Fisher Fury	15	20:45.19	1:10.86	84.65	1:21.05	6	86.70
11	14	BEA	Doug CARTER	Genesis Evo	15	20:46.06	1:11.73	84.59	1:21.14	6	86.61
12	22	BEB	Josh SMITH	Stuart Taylor Phoenix	15	20:46.28	1:11.95	84.58	1:20.47	4	87.33
13	50	BEC	Tim HOVERD	Fisher Fury	15	20:46.84	1:12.51	84.54	1:20.10	6	87.73
14	16	BEC	Matt ROWE	Fisher Fury	15	20:56.22	1:21.89	83.91	1:21.28	6	86.46
15	13	BEC	David WALE	Fisher Fury Fireblade	14	19:36.64	1 Lap	83.61	1:20.51	13	87.28
16	31	BEC	Chris ANSETT	Westfield Megabiade	14	19:57.88	1 Lap	82.13	1:21.07	3	86.68
17	61	BEA	Mike ALLEN	Tiger MAE	14	20:55.74	1 Lap	78.34	1:27.28	14	80.51
18	28	BEA	Julius BATES	Aeon Blaze	14	21:00.06	1 Lap	78.08	1:25.88	11	81.83
19	44	BEC	Judi DERISLEY	Fisher Fury	13	19:38.59	2 Laps	77.51	1:26.70	12	81.05
20	25	BEC	Tony CARPENTER	Stuart Taylor Phoenix	13	20:07.05	2 Laps	75.68	1:29.56	11	78.46

Not-Classified

88	BEC	Richard WISE	Raw Striker 2007	13	18:38.37	DNF	81.68	1:21.82	9	85.89
41	BEB	Neil CONSTABLE-BERRY	Fisher Fury	7	9:47.08	DNF	83.79	1:21.17	4	86.57
38	BEC	Martin BROOKS	Stuart Taylor Phasar	7	9:55.46	DNF	82.61	1:19.82	2	88.04
34	BEB	Colin DUCE	Fisher Fury	1	1:29.37	DNF	78.63	1:29.37	1	78.63

Fastest Lap

75	BEA	Gordon GRIFFIN	T5 Mission				1:15.04	11	93.65
4	BEC	Derek JONES	Fisher Fury				1:17.64	6	90.51
8	BEB	Paul ROGERS	Stuart Taylor Phoenix				1:18.59	14	89.42

Weather / Track: Bright / Dry

Start Time : 12:31

Snetterton

15 Jul 07 12:52

Clerk of Course :  13.00	Time Issued :	Chief Timekeeper : Terry Stevens
--	---------------	----------------------------------

THESE RESULTS REMAIN PROVISIONAL FOR A MINIMUM OF 30 MINUTES FROM THE TIME OF ISSUE

Results produced on HS Sports Timing and Results Systems. Results online at www.750MC.co.uk



750 Motor Club Formula Vee Championship

Provisional Results - Race 14 - Final

Pl	No	Cl	Name	Car	Laps	Time	Behind	MPH	Best Lap on	MPH
1	3	FV	Daniel HANDS	GAC 01	11	14:52.99		86.56	1:20.03	6 87.81
2	66	FV	Martin GALPIN	GAC 01	11	14:53.02	0.03	86.56	1:19.66	6 88.21
3	1	FV	Sam OLIVEIRA	Sheane	11	14:58.20	5.21	86.06	1:19.96	4 87.88
4	14	FV	James BIRCH	Scarab Mk5	11	15:01.16	8.17	85.78	1:20.24	3 87.58
5	5	FV	Ian BUXTON	GAC 01	11	15:01.75	8.76	85.72	1:20.62	6 87.16
6	11	FV	Martin FARMER	GAC 03	11	15:04.80	11.81	85.43	1:19.69	5 88.18
7	9	FV	Stephen GLASSWELL	Storm SF1	11	15:13.41	20.42	84.63	1:21.11	4 86.64
8	17	FV	Graham KIDDY	Ray Bowles	11	15:22.59	29.60	83.78	1:21.50	4 86.22
9	94	FV	Peter BELSEY	Spyder MK2	11	15:26.45	33.46	83.44	1:21.74	9 85.97
10	38	FV	John STAPLETON	Leystone JH002	11	15:28.66	35.67	83.24	1:22.61	10 85.06
11	10	FV	Steve OUGH	AHS Challenger	11	15:28.72	35.73	83.23	1:22.95	4 84.72
12	87	FV	Warren SMITH	Storm SF1	11	15:36.06	43.07	82.58	1:23.29	9 84.37
13	46	FV	Miles SOUTHERTON	AHS Scarab II	11	15:45.52	52.53	81.75	1:23.65	7 84.01
14	88	FV	David LAVINGTON	Storm	11	15:49.04	56.05	81.45	1:24.14	7 83.52
15	50	FV	Elliott HOPKINS	Scarab	11	15:58.39	1:05.40	80.66	1:25.44	8 82.25
16	47	FV	Ankit LOVE	GAC	11	15:58.63	1:05.64	80.64	1:23.47	7 84.19
17	32	FV	Niall McCARTHY	Storm SF1	11	16:04.38	1:11.39	80.15	1:24.72	10 82.95
18	42	FV	John TOWNSHEND	Sheane Mk2	11	16:04.43	1:11.44	80.15	1:25.42	3 82.27
19	85	FV	Tony DOWSON	Sheane	11	16:05.80	1:12.81	80.04	1:25.77	7 81.93
20	21	FV	Richard POTTERTON	Scarab Mk2	10	15:15.28	1 Lap	76.78	1:25.80	3 81.90
21	23	FV	Steve ROBBINS	Sheane	10	15:37.19	1 Lap	74.98	1:32.07	2 76.32
22	30	FV	Chris WILSHER	Sheane FV97	10	15:45.65	1 Lap	74.31	1:31.25	10 77.01
<u>Not-Classified</u>										
48	FV	Tim PROBERT	Storm FF1		5	10:18.21	DNF	56.84	1:22.46	4 85.22
33	FV	Ryan LINDSAY	AHS Challenger		5	7:04.01	DNF	82.87	1:21.54	3 86.18
2	FV	Jake OLIVEIRA	Storm DC07		4	5:29.38	DNF	85.34	1:19.68	4 88.19
71	FV	James CONYERS	Leystone		4	6:01.82	DNF	77.69	1:26.78	2 80.98
6	FV	John HUGHES	Scarab Mk5		2	3:57.17	DNF	59.26	1:28.70	2 79.22
<u>Fastest Lap</u>										
66	FV	Martin GALPIN	GAC 01					88.21	1:19.66	6 88.21

Weather / Track: Cloudy / Dry

Start Time : 13:47


Snetterton

15 Jul 07 14:04

Clerk of Course :	Time Issued :	Chief Timekeeper : Terry Stevens
<i>[Signature]</i> 14.10		

THESE RESULTS REMAIN PROVISIONAL FOR A MINIMUM OF 30 MINUTES FROM THE TIME OF ISSUE

Results produced on HS Sports Timing and Results Systems. Results online at www.750MC.co.uk



750 Motor Club Bike-Sports Series

Provisional Results - Race 15

Pl	No	Cl	Name	Car	Laps	Time	Behind	MPH	Best Lap on	MPH
1	1	BSA	Jonathan WRIGHT	Radical SR4	16	19:36.73		95.55	1:12.30	2 97.20
2	130	BSA	Jon-Paul IVEY	Radical Prosport	16	19:37.10	0.37	95.52	1:12.23	12 97.29
3	24	BSA	Paul STEELE	Radical SR4	16	19:37.78	1.05	95.46	1:12.10	11 97.46
4	95	BSA	Richard STABLES	Radical Pro 6	16	19:38.15	1.42	95.43	1:12.02	12 97.57
5	30	BSA	Simon FORD	Radical Prosport	16	20:02.29	25.56	93.52	1:13.17	16 96.04
6	46	BSA	Sheridan BELL	Radical Prosport	16	20:10.51	33.78	92.88	1:14.27	8 94.62
7	33	BSD	Marcos BURNETT	Radical Clubsport	16	20:35.96	59.23	90.97	1:16.05	15 92.40
8	23	BSA	Ian MOORE	Radical SR4	16	20:36.64	59.91	90.92	1:14.97	9 93.73
9	12	BSB	Graham MILLER	Global GTI	15	19:44.07	1 Lap	89.02	1:17.65	5 90.50
10	28	BSD	Andrew HARWOOD	Radical Clubsport	15	19:58.83	1 Lap	87.93	1:18.05	4 90.03
11	6	BSD	Mark ABBOTT	Radical Clubsport	15	20:09.78	1 Lap	87.13	1:15.52	9 93.05
12	32	BSB	Paul LE MAITRE	ADR Sports 3	15	20:27.30	1 Lap	85.89	1:18.34	15 89.70
13	8	BSB	Mark FALCO	ADR Mk3	15	20:49.85	1 Lap	84.34	1:20.73	11 87.05
14	21	BSB	Kevin GOATER	Keliforms Retoga	14	19:40.56	2 Laps	83.33	1:21.66	12 86.05
15	14	BSA	Fiona JAMES	Radical SR4	14	20:31.42	2 Laps	79.89	1:17.71	3 90.43
16	53	BSB	Verity BANKS	ADR 2	14	20:46.01	2 Laps	78.96	1:25.53	13 82.16

Not-Classified

27	BSA	Jean PARKER	Global Light	9	11:41.23	DNF	90.19	1:16.34	2 92.05
69	BSA	Dustin BARNES	T5 Mission	8	11:30.81	DNF	81.38	1:15.89	4 92.60
31	BSA	Barry MARKS	Radical	3	4:43.80	DNF	74.28	1:29.14	3 78.83
37	BSA	Bill HENDERSEN	Radical Prosport	1	1:33.56	DNF	75.11	1:33.56	1 75.11
11	BSA	Paul TRAYHURN	Radical Prosport	0		Starter	0.00		

Fastest Lap

95	BSA	Richard STABLES	Radical Pro 6				1:12.02	12 97.57
6	BSD	Mark ABBOTT	Radical Clubsport				1:15.52	9 93.05
12	BSB	Graham MILLER	Global GTI				1:17.65	5 90.50

Weather / Track: Cloudy / Dry

Start Time : 14:15

Snetterton

15 Jul 07 14:36

Clerk of Course :  14.46	Time Issued :	Chief Timekeeper : Terry Stevens
---	---------------	----------------------------------

THESE RESULTS REMAIN PROVISIONAL FOR A MINIMUM OF 30 MINUTES FROM THE TIME OF ISSUE

Results produced on HS Sports Timing and Results Systems. Results online at www.750MC.co.uk



Toyota MR2 Challenge

Provisional Results - Race 16

PI	No	Cl	Name	Car	Laps	Time	Behind	MPH	Best Lap on	MPH
1	11	MRB	David LITCHFIELD	Toyota MR2 Mk2	10	15:12.18		77.04	1:29.58	7 78.44
2	12	MRB	Gordon MILNER	Toyota MR2 Mk2	10	15:13.96	1.78	76.89	1:29.30	4 78.69
3	58	MRB	Steve LUMLEY	Toyota MR2 Mk2	10	15:15.24	3.06	76.78	1:29.45	4 78.56
4	81	MRB	Adam LITCHFIELD	Toyota MR2 Mk1	10	15:26.20	14.02	75.87	1:29.90	4 78.17
5	21	MRB	Andrew HUTCHINSON	Toyota MR2 Mk2	10	15:26.86	14.68	75.82	1:30.59	4 77.57
6	66	MRB	Anthony DAY	Toyota MR2 Mk2	10	15:29.89	17.71	75.57	1:31.08	10 77.15
7	33	MRB	Rowland WOOLEY	Toyota MR2 Mk2	10	15:30.79	18.61	75.50	1:31.49	6 76.81
8	1	MRB	Patrick MORTELL	Toyota MR2 Mk2	10	15:31.67	19.49	75.43	1:31.30	4 76.97
9	32	MRA	Neil GLYNN	Toyota MR2 Mk1	10	15:46.19	34.01	74.27	1:31.86	7 76.50
10	17	MRA	John WILSON	Toyota MR2 Mk1	10	15:46.41	34.23	74.25	1:32.19	5 76.23
11	6	MRB	Clive MORPHETT	Toyota MR2 Mk2	10	15:47.77	35.59	74.14	1:32.00	5 76.38
12	50	MRA	Bradley PHILPOT	Toyota MR2 Mk1	10	15:48.38	36.20	74.10	1:32.76	9 75.76
13	99	MRA	Arthur GILMOUR	Toyota MR2 Mk1	10	15:56.84	44.66	73.44	1:31.73	6 76.61
14	18	MRB	David HENDERSON	Toyota MR2 Mk2	10	15:59.46	47.28	73.24	1:32.77	5 75.75
15	24	MRA	Jorge CALADO	Toyota MR2 Mk1	10	16:00.12	47.94	73.19	1:33.40	7 75.24
16	34	MRA	Nigel BUTTFIELD	Toyota MR2 Mk1	10	16:00.49	48.31	73.16	1:33.92	5 74.82
17	51	MRA	Adam LOCKWOOD	Toyota MR2 Mk1	10	16:02.90	50.72	72.98	1:33.92	8 74.82
18	4	MRB	Nick JONES	Toyota MR2 Mk2	10	16:04.19	52.01	72.88	1:33.77	5 74.94
19	79	MRA	Jonathan GRIMES	Toyota MR2 Mk1	10	16:12.28	1:00.10	72.28	1:31.97	3 76.41
20	38	MRB	David BRYANT	Toyota MR2 Mk2	10	16:14.94	1:02.76	72.08	1:33.60	8 75.08
21	7	MRA	Robert HOWES	Toyota MR2 Mk1	10	16:15.88	1:03.70	72.01	1:34.74	9 74.17
22	62	MRA	Sam HARE	Toyota MR2 Mk1	10	16:19.61	1:07.43	71.73	1:33.59	3 75.08
23	23	MRA	Sarah WHERRY	Toyota MR2 Mk1	10	16:24.22	1:12.04	71.40	1:33.86	10 74.87
24	40	MRA	David BLOCK	Toyota MR2 Mk1	10	16:25.24	1:13.06	71.32	1:35.46	6 73.61
25	88	MRA	Steve WOOLFE	Toyota MR2 Mk1	10	16:33.71	1:21.53	70.72	1:36.22	8 73.03
26	31	MRA	Christopher DUNNETT	Toyota MR2 Mk1	10	16:34.21	1:22.03	70.68	1:35.51	8 73.58
27	59	MRA	Ivan THOMAS	Toyota MR2 Mk1	10	16:35.03	1:22.85	70.62	1:36.61	3 72.74
28	26	MRA	Arron PULLAN	Toyota MR2 Mk1	10	16:35.58	1:23.40	70.58	1:35.48	8 73.60
29	14	MRA	Karen PHILLIPS	Toyota MR2 Mk1	10	16:39.30	1:27.12	70.32	1:35.81	7 73.35
30	13	MRA	David CROSS	Toyota MR2 Mk1	10	16:40.89	1:28.71	70.21	1:35.73	8 73.41
31	35	MRA	Rob JEFFRIES	Toyota MR2 Mk1	9	15:14.08	1 Lap	69.19	1:37.90	3 71.78
32	3	MRA	George STODDART	Toyota MR2 Mk1	9	15:43.59	1 Lap	67.03	1:41.02	9 69.56

Not-Classified

9	MRB	Rob HORSFIELD	Toyota MR2 Mk2	8	12:34.25	DNF	74.53	1:30.78	6 77.41
16	MRA	Paul BARKER	Toyota MR2 Mk1	8	12:46.98	DNF	73.30	1:33.48	6 75.17
73	MRB	Mark JESSOP	Toyota MR2 Mk2	7	10:42.73	DNF	76.53	1:29.29	5 78.70
98	MRA	Hugh GILMOUR	Toyota MR2 Mk1	6	9:48.21	DNF	71.68	1:34.12	3 74.66
22	MRA	Ross STONER	Toyota MR2 Mk1	6	9:52.74	DNF	71.13	1:34.65	4 74.24
37	MRA	Jason JESSE	Toyota MR2 Mk1	3	5:45.79	DNF	60.97	1:41.78	2 69.04

Fastest Lap

73	MRB	Mark JESSOP	Toyota MR2 Mk2				1:29.29	5 78.70
99	MRA	Arthur GILMOUR	Toyota MR2 Mk1				1:31.73	6 76.61

No 13 - transponder stopped working

Weather / Track: Cloudy / Dry

Start Time : 14:42

Snetterton

15 Jul 07 14:59

Clerk of Course :  15.12	Time Issued :	Chief Timekeeper : Terry Stevens
--	---------------	----------------------------------

THESE RESULTS REMAIN PROVISIONAL FOR A MINIMUM OF 30 MINUTES FROM THE TIME OF ISSUE

Results produced on HS Sports Timing and Results Systems. Results online at www.750MC.co.uk



Strata 21 MGCC BCV8 Championship

Provisional Results - Race 17

Pl	No	Cl	Name	Car	Laps	Time	Behind	MPH	Best Lap on	MPH
1	97	MD	Adrian BEER	MGB GT V8	11	14:21.87		89.69	1:16.14	7 92.29
2	94	MD	John WILSON	MGB GT V8	11	14:38.62	16.75	87.98	1:16.40	7 91.98
3	96	MD	Paul SIBLEY	MGB V8	11	14:44.07	22.20	87.44	1:17.72	3 90.42
4	78	MC	Joe PARRINGTON	MGB GT V8	11	15:12.07	50.20	84.75	1:20.07	3 87.76
5	73	MC	Piers TOWNSEND	MGB Roadster	11	15:18.18	56.31	84.19	1:21.80	6 85.91
6	83	MC	Phil WALKER	MGB GT V8	11	15:29.31	1:07.44	83.18	1:22.89	4 84.78
7	51	MB	Russell McCARTHY	MGB Roadster	11	15:40.04	1:18.17	82.23	1:24.06	8 83.60
8	35	MB	Tom JONES	MGB Roadster	11	15:41.09	1:19.22	82.14	1:24.20	5 83.46
9	44	MB	Pater SAMUELS	MGB Roadster	10	14:25.60	1 Lap	81.18	1:24.16	5 83.50
10	45	MB	Mike HARRIS	MGB	10	14:33.40	1 Lap	80.46	1:25.61	3 82.08
11	82	MC	Andrew RILEY	MGB	10	14:47.47	1 Lap	79.18	1:26.48	10 81.26
12	33	MB	Max CAWTHORN	MGB Roadster	10	14:52.38	1 Lap	78.75	1:26.74	10 81.01
13	37	MB	Barry HOLMES	MGB GT V8	10	14:52.94	1 Lap	78.70	1:27.04	3 80.74
14	53	MB	Kevin SWANN	MGB Roadster	10	15:03.16	1 Lap	77.81	1:28.44	6 79.46
15	22	MAB	Bob LUFF	MGB Roadster	10	15:26.03	1 Lap	75.89	1:30.66	10 77.51
16	38	MB	Simon CRIPPS	MGB Roadster	10	15:26.43	1 Lap	75.85	1:29.25	6 78.74
17	4	MA	Ken DEAMER	MGB Roadster	10	15:38.72	1 Lap	74.86	1:31.83	3 76.52
18	40	MB	Howard GRUNDON	MGB GT V8	10	15:46.57	1 Lap	74.24	1:31.05	2 77.18
19	6	MA	Richard McKOEN	MGB GT	10	15:53.15	1 Lap	73.73	1:32.72	8 75.79
20	1	MA	Rob MUIR	MGB Roadster	10	15:54.46	1 Lap	73.62	1:33.09	5 75.49
21	5	MA	Brian SMETHURST	MGB Roadster	9	14:58.62	2 Laps	70.38	1:36.00	9 73.20
22	2	MA	Ian LONGHURST	MGB Roadster	9	14:58.67	2 Laps	70.38	1:36.96	7 72.48
23	10	MA	Terry SAVORY	MGB GT	9	15:13.86	2 Laps	69.21	1:36.25	7 73.01

Not-Classified

58	MB	Ian PRIOR	MGB	6	8:58.43	DNF	78.31	1:27.12	6	80.66
----	----	-----------	-----	---	---------	-----	-------	---------	---	-------

Fastest Lap

97	MD	Adrian BEER	MGB GT V8				1:16.14	7	92.29
78	MC	Joe PARRINGTON	MGB GT V8				1:20.07	3	87.76
51	MB	Russell McCARTHY	MGB Roadster				1:24.06	8	83.60
22	MAB	Bob LUFF	MGB Roadster				1:30.66	10	77.51
4	MA	Ken DEAMER	MGB Roadster				1:31.83	3	76.52

Weather / Track: Bright / Dry

Start Time : 15:11


Snetterton

15 Jul 07 15:27

Clerk of Course :  15.43	Time Issued :	Chief Timekeeper : Terry Stevens
---	---------------	----------------------------------

THESE RESULTS REMAIN PROVISIONAL FOR A MINIMUM OF 30 MINUTES FROM THE TIME OF ISSUE

Results produced on HS Sports Timing and Results Systems. Results online at www.750MC.co.uk



MDS Battery RGB Championship

Provisional Results - Race 18

Pl	No	Cl	Name	Car	Laps	Time	Behind	MPH	Best Lap on	MPH
1	75	BEA	Gordon GRIFFIN	T5 Mission	9	11:37.13		90.72	1:15.38	7 93.22
2	52	BEA	Rob BALDWIN	BDN S2	9	11:39.58	2.45	90.40	1:16.91	6 92.57
3	99	BEA	Steve ROBINSON	Genesis RR06	9	11:57.61	20.48	88.13	1:18.09	9 89.99
4	8	BEB	Paul ROGERS	Stuart Taylor Phoenix	9	11:58.11	20.98	88.07	1:18.04	9 90.05
5	4	BEC	Derek JONES	Fisher Fury	9	12:06.37	29.24	87.07	1:18.30	9 89.75
6	38	BEC	Martin BROOKS	Stuart Taylor Phasar	9	12:06.82	29.69	87.02	1:18.02	9 90.07
7	9	BEC	John CUTMORE	Westfield Megablade	9	12:08.69	31.56	86.79	1:18.61	7 89.39
8	6	BEC	Mike FIELD	Fisher Fury	9	12:11.32	34.19	86.48	1:18.77	7 89.21
9	12	BEC	Mike ATKINSON	Stuart Taylor Phasar	9	12:11.34	34.21	86.48	1:18.84	9 89.13
10	14	BEA	Doug CARTER	Genesis Evo	9	12:20.46	43.33	85.41	1:19.50	7 88.39
11	34	BEB	Colin DUCE	Fisher Fury	9	12:21.07	43.94	85.34	1:19.85	6 88.01
12	13	BEC	David WALE	Fisher Fury Fireblade	9	12:21.32	44.19	85.31	1:20.72	9 87.06
13	63	BEC	Colin CHAPMAN	Fisher Fury	9	12:22.10	44.97	85.22	1:19.97	7 87.87
14	88	BEC	Richard WISE	Raw Striker 2007	9	12:22.37	45.24	85.19	1:20.60	7 87.19
15	50	BEC	Tim HOVERD	Fisher Fury	9	12:49.56	1:12.43	82.18	1:20.88	9 86.88
16	41	BEB	Neil CONSTABLE-BERRY	Fisher Fury	9	13:02.21	1:25.08	80.85	1:24.86	3 82.81
17	28	BEA	Julius BATES	Aeon Blaze	8	11:47.10	1 Lap	79.50	1:25.74	8 81.96
18	61	BEA	Mike ALLEN	Tiger MAE	8	11:53.37	1 Lap	78.81	1:27.14	3 80.64
19	44	BEC	Judi DERISLEY	Fisher Fury	8	11:53.67	1 Lap	78.77	1:26.69	5 81.06
20	25	BEC	Tony CARPENTER	Stuart Taylor Phoenix	8	12:18.71	1 Lap	76.10	1:30.11	3 77.98
Not-Classified										
	33	BEC	Alastair BOULTON	Stuart Taylor Phoenix	6	8:20.57	DNF	84.23	1:20.26	4 87.56
Non-Starters										
	16	BEC	Matt ROWE	Fisher Fury						
	22	BEB	Josh SMITH	Stuart Taylor Phoenix						
	31	BEC	Chris ANSETT	Westfield Megablade						
Fastest Lap										
	75	BEA	Gordon GRIFFIN	T5 Mission				1:15.38	7	93.22
	38	BEC	Martin BROOKS	Stuart Taylor Phasar				1:18.02	9	90.07
	8	BEB	Paul ROGERS	Stuart Taylor Phoenix				1:18.04	9	90.05

2-part race. No 16 & 22 took first start.

Weather / Track: Cloudy / Dry

Start Time : 15:54


Snetterton

15 Jul 07 16:08

Clerk of Course :  18.19	Time Issued :	Chief Timekeeper : Terry Stevens
---	---------------	----------------------------------

THESE RESULTS REMAIN PROVISIONAL FOR A MINIMUM OF 30 MINUTES FROM THE TIME OF ISSUE

Results produced on HS Sports Timing and Results Systems. Results online at www.750MC.co.uk



750 Motor Club Bike-Sports Series

Provisional Results - Race 19

Pl	No	Cl	Name	Car	Laps	Time	Behind	MPH	Best Lap on	MPH	
1	11	BSA	Paul TRAYHURN	Radical Prosport	16	19:27.77		96.28	1:11.03	16	98.93
2	1	BSA	Jonathan WRIGHT	Radical SR4	16	19:28.83	1.06	96.19	1:11.49	10	98.30
3	95	BSA	Richard STABLES	Radical Pro 6	16	19:29.49	1.72	96.14	1:11.45	10	98.35
4	24	BSA	Paul STEELE	Radical SR4	16	19:30.15	2.38	96.09	1:11.87	10	97.78
5	130	BSA	Jon-Paul IVEY	Radical Prosport	16	19:30.25	2.48	96.08	1:11.48	15	98.31
6	30	BSA	Simon FORD	Radical Prosport	16	19:46.95	19.18	94.73	1:12.84	8	96.47
7	6	BSD	Mark ABBOTT	Radical Clubsport	16	20:04.08	36.31	93.38	1:14.22	10	94.68
8	33	BSD	Marcos BURNETT	Radical Clubsport	16	20:16.03	48.26	92.46	1:14.63	15	94.16
9	46	BSA	Sheridan BELL	Radical Prosport	16	20:16.28	48.51	92.44	1:14.26	5	94.63
10	69	BSA	Dustin BARNES	T5 Mission	16	20:27.16	59.39	91.62	1:15.54	6	93.03
11	28	BSD	Andrew HARWOOD	Radical Clubsport	15	19:45.80	1 Lap	88.89	1:17.43	8	90.76
12	12	BSB	Graham MILLER	Global GTi	15	19:46.92	1 Lap	88.81	1:16.96	11	91.31
13	23	BSA	Ian MOORE	Radical SR4	15	19:47.77	1 Lap	88.74	1:14.10	8	94.83
14	32	BSB	Paul LE MAITRE	ADR Sports 3	15	20:19.36	1 Lap	86.45	1:18.28	13	89.77
15	21	BSB	Kevin GOATER	Keliforms Retoga	15	20:49.09	1 Lap	84.39	1:21.37	7	86.36
16	53	BSB	Verity BANKS	ADR 2	13	19:31.06	3 Laps	78.01	1:25.08	4	82.60

Not-Classified

14	BSA	Fiona JAMES	Radical SR4	14	18:33.90	DNF	88.32	1:16.36	12	92.03
37	BSA	Bill HENDERSEN	Radical Prosport	0		Starter	0.00			

Non-Starters

27	BSA	Jean PARKER	Global Light							
31	BSA	Barry MARKS	Radical							
8	BSB	Mark FALCO	ADR Mk3							

Fastest Lap

11	BSA	Paul TRAYHURN	Radical Prosport				1:11.03	16	98.93
6	BSD	Mark ABBOTT	Radical Clubsport				1:14.22	10	94.68
12	BSB	Graham MILLER	Global GTi				1:16.96	11	91.31

Weather / Track:

Start Time : 16:17


Snetterton

15 Jul 07 16:40

Clerk of Course :	<i>A. H. 16 50</i>	Time Issued :		Chief Timekeeper : Terry Stevens
-------------------	--------------------	---------------	--	----------------------------------

THESE RESULTS REMAIN PROVISIONAL FOR A MINIMUM OF 30 MINUTES FROM THE TIME OF ISSUE

Results produced on HS Sports Timing and Results Systems. Results online at www.750MC.co.uk



Toyota MR2 Challenge

Provisional Results - Race 20

Pl	No	Cl	Name	Car	Laps	Time	Behind	MPH	Best Lap on	MPH
1	11	MRB	David LITCHFIELD	Toyota MR2 Mk2	10	15:07.30		77.45	1:28.77	3 79.16
2	73	MRB	Mark JESSOP	Toyota MR2 Mk2	10	15:08.46	1.16	77.35	1:29.03	5 78.93
3	58	MRB	Steve LUMLEY	Toyota MR2 Mk2	10	15:08.59	1.29	77.34	1:29.32	5 78.67
4	12	MRB	Gordon MILNER	Toyota MR2 Mk2	10	15:13.04	5.74	76.96	1:29.21	3 78.77
5	81	MRB	Adam LITCHFIELD	Toyota MR2 Mk2	10	15:17.96	10.66	76.55	1:29.77	5 78.28
6	1	MRB	Patrick MORTELL	Toyota MR2 Mk2	10	15:19.12	11.82	76.46	1:29.73	3 78.31
7	33	MRB	Rowland WOOLEY	Toyota MR2 Mk2	10	15:20.57	13.27	76.34	1:29.69	3 78.35
8	21	MRB	Andrew HUTCHINSON	Toyota MR2 Mk2	10	15:25.49	18.19	75.93	1:29.40	3 78.60
9	79	MRB	Jonathan GRIMES	Toyota MR2 Mk2	10	15:39.45	32.15	74.80	1:32.07	3 76.32
10	99	MRA	Arthur GILMOUR	Toyota MR2 Mk1	10	15:41.52	34.22	74.64	1:31.93	3 76.44
11	66	MRB	Anthony DAY	Toyota MR2 Mk2	10	15:41.88	34.58	74.61	1:30.51	8 77.64
12	50	MRA	Bradley PHILPOT	Toyota MR2 Mk1	10	15:44.26	36.96	74.42	1:32.17	5 76.24
13	32	MRA	Neil GLYNN	Toyota MR2 Mk1	10	15:53.83	46.53	73.67	1:32.91	8 75.63
14	17	MRA	John WILSON	Toyota MR2 Mk1	10	15:53.94	46.64	73.67	1:32.22	8 76.20
15	34	MRA	Nigel BUTTFIELD	Toyota MR2 Mk1	10	15:54.26	46.96	73.64	1:32.98	8 75.58
16	9	MRB	Rob HORSFIELD	Toyota MR2 Mk2	10	15:54.66	47.36	73.61	1:31.07	6 77.16
17	4	MRB	Nick JONES	Toyota MR2 Mk2	10	15:56.35	49.05	73.48	1:33.22	7 75.38
18	24	MRA	Jorge CALADO	Toyota MR2 Mk1	10	15:57.46	50.16	73.39	1:32.16	7 76.25
19	51	MRA	Adam LOCKWOOD	Toyota MR2 Mk1	10	15:58.95	51.65	73.28	1:33.06	10 75.51
20	6	MRB	Clive MORPHETT	Toyota MR2 Mk2	10	16:01.81	54.51	73.06	1:32.44	8 76.02
21	18	MRB	David HENDERSON	Toyota MR2 Mk2	10	16:02.23	54.93	73.03	1:33.02	6 75.55
22	23	MRA	Sarah WHERRY	Toyota MR2 Mk1	10	16:03.72	56.42	72.92	1:33.21	7 75.39
23	7	MRA	Robert HOWES	Toyota MR2 Mk1	10	16:04.21	56.91	72.88	1:33.69	10 75.00
24	62	MRA	Sam HARE	Toyota MR2 Mk1	10	16:08.28	1:00.98	72.57	1:33.05	7 75.52
25	14	MRA	Karen PHILLIPS	Toyota MR2 Mk1	10	16:16.64	1:09.34	71.95	1:34.97	9 73.99
26	38	MRB	David BRYANT	Toyota MR2 Mk2	10	16:18.16	1:10.86	71.84	1:34.60	5 74.28
27	31	MRA	Christopher DUNNETT	Toyota MR2 Mk1	10	16:23.68	1:16.38	71.44	1:35.83	6 73.33
28	98	MRA	Hugh GILMOUR	Toyota MR2 Mk1	10	16:25.16	1:17.86	71.33	1:35.16	3 73.85
29	88	MRA	Steve WOOLFE	Toyota MR2 Mk1	10	16:26.92	1:19.62	71.20	1:35.63	7 73.48
30	22	MRA	Ross STONER	Toyota MR2 Mk1	10	16:28.60	1:21.30	71.08	1:34.67	10 74.23
31	59	MRA	Ivan THOMAS	Toyota MR2 Mk1	10	16:32.27	1:24.97	70.82	1:36.03	6 73.18
32	35	MRA	Rob JEFFRIES	Toyota MR2 Mk1	10	16:35.01	1:27.71	70.62	1:36.33	5 72.95
33	13	MRA	David CROSS	Toyota MR2 Mk1	10	16:35.80	1:28.50	70.57	1:34.75	6 74.17
34	40	MRA	David BLOCK	Toyota MR2 Mk1	9	15:12.18	1 Lap	69.33	1:36.43	8 72.87
35	26	MRA	Arron PULLAN	Toyota MR2 Mk1	9	15:19.33	1 Lap	68.79	1:35.09	6 73.90
<u>Not-Classified</u>										
	3	MRA	George STODDART	Toyota MR2 Mk1	8	14:27.76	DNF	64.78	1:40.69	6 69.79
<u>Non-Starters</u>										
	16	MRA	Paul BARKER	Toyota MR2 Mk1						
	37	MRA	Jason JESSE	Toyota MR2 Mk1						
<u>Fastest Lap</u>										
	11	MRB	David LITCHFIELD	Toyota MR2 Mk2				77.45	1:28.77	3 79.16
	99	MRA	Arthur GILMOUR	Toyota MR2 Mk1				74.64	1:31.93	3 76.44

Weather / Track: Cloudy / Dry

Start Time : 16:48


Snetterton

15 Jul 07 17:05

Clerk of Course : <i>Alex 17.08</i>	Time Issued :	Chief Timekeeper : Terry Stevens
--	---------------	----------------------------------

THESE RESULTS REMAIN PROVISIONAL FOR A MINIMUM OF 30 MINUTES FROM THE TIME OF ISSUE

Results produced on HS Sports Timing and Results Systems. Results online at www.750MC.co.uk



750 Formula

Provisional Qualifying Times - P1

Pl	No	Cl	Name	Car	Laps	Time on Lap	Behind	MPH
1	1	F7	Peter BOVE	Darvi P-53	11	1:23.08	11	84.58
2	3	F7	Mick HARRIS	Darvi 877	10	1:23.52	10	84.14
3	55	F7	Roger ROWE	Centaur Mk20	10	1:25.08	10	82.60
4	4	F7	Antony RAINE	Centaur Mk16	11	1:25.09	9	82.59
5	15	F7	Chris GOUGH	CGR2	10	1:26.31	10	81.42
6	2	F7	Bob SIMPSON	SS/F	10	1:26.40	10	81.33
7	6	F7	Dave ROBSON	SDAR/83	10	1:27.10	8	80.68
8	21	F7	William JOHNSTON	Centaur Mk16	10	1:27.50	10	80.31
9	76	F7B	John PAGET	Time IV	10	1:28.85	9	79.09
10	7	F7	Rodney HILL	Mystic T4/21	10	1:29.45	10	78.56
11	27	F7B	Sue BUXTON	Darvi 5/97	10	1:30.55	8	77.61
12	34	F7B	David HEAVER	TSR Ingham	10	1:31.09	9	77.15
13	77	F7B	Dick HARTLE	Tristesse Mk7	10	1:32.56	10	75.92
14	49	F7B	Nigel SAUNDERS	TSR Jennicar	4	1:39.30	3	70.77
15	28	F7B	Andrew DAVEY	Tristesse Mk6	8	1:41.54	8	69.21

Weather / Track: Cloudy / Dry

Start Time : 08:59


Snetterton

14 Jul 07 09:16

Clerk of Course :  9.26	Time Issued :	Chief Timekeeper : Terry Stevens
---	---------------	----------------------------------

THESE RESULTS REMAIN PROVISIONAL FOR A MINIMUM OF 30 MINUTES FROM THE TIME OF ISSUE

Results produced on HS Sports Timing and Results Systems. Results online at www.750MC.co.uk



Hot Hatch

Provisional Qualifying Times - P2

Pl	No	Cl	Name	Car	Laps	Time on Lap	Behind	MPH	
1	64	HHA	Tony DOLLEY	Peugeot 206 GTi	9	1:20.68	9	87.10	
2	65	HHA	Ilsa COX	Peugeot 206 GTi	9	1:20.86	8	0.18	86.91
3	25	HHA	Julian LONG	Peugeot 306 GTi	10	1:21.02	10	0.34	86.73
4	9	HHA	Mike WEBB	Ford Focus ST170	9	1:21.43	8	0.75	86.30
5	63	HHA	Brian COX	Peugeot 206 GTi	9	1:21.57	9	0.89	86.15
6	50	HHA	Ian LAUGHTON	Ford Escort RS2000	7	1:23.05	5	2.37	84.61
7	67	HHA	Dominic JACKSON	Honda Civic	9	1:25.56	9	4.88	82.13
8	97	HHA	Andy McLENNAN	Suzuki Swift GTi	7	1:28.71	7	8.03	79.22
9	31	HHA	Lewis WILLIAMS	Ford Fiesta XR2	2	1:33.50	2	12.82	75.16
10	85	HHA	Ian McLAUGHLIN	Suzuki Swift GTi	7	1:35.22	3	14.54	73.80
11	45	HHA	Paul WEST	Peugeot 106 GTi	1	2:09.39	1	48.71	54.31

Not-Seen

6 HHA Andy ROBINSON Peugeot 306

Weather / Track: Bright / Dry

Start Time : 09:19

Snetterton

14 Jul 07 09:41

Clerk of Course :  9.48	Time Issued :	Chief Timekeeper : Terry Stevens
--	---------------	----------------------------------

THESE RESULTS REMAIN PROVISIONAL FOR A MINIMUM OF 30 MINUTES FROM THE TIME OF ISSUE

Results produced on HS Sports Timing and Results Systems. Results online at www.750MC.co.uk



Kit Cars

Provisional Qualifying Times - P3

PI	No	CI	Name	Car	Laps	Time on Lap	Behind	MPH
1	3	KCA	Gary GOODYEAR	Raw Striker	11	1:19.12	8	88.62
2	1	KCB	Andy HILEY	Taydec Mk2	11	1:19.82	9	88.04
3	11	KCB	Mark CONROY	Raw Striker	11	1:19.86	9	87.99
4	31	KCB	Jim GOODWIN	Sylva Phoenix	11	1:19.90	5	87.95
5	8	KCB	Steve TAYLOR	Stuart Taylor Phoenix	11	1:20.04	10	87.80
6	90	KCB	Simon CHILDS	Sylva Phoenix	11	1:20.63	11	87.15
7	12	KCB	Steve OWEN	Sylva Clubman	11	1:21.44	9	86.29
8	33	KCA	Stephen WARD	Raw Striker	11	1:21.45	10	86.28
9	82	KCB	Rob JOHNSTON	Cyana MX500R	11	1:21.51	5	86.21
10	26	KCB	Jason STIRZAKER	Fisher Fury	10	1:22.22	10	85.47
11	9	KCA	Ian KEMPSON	MK Indy	11	1:23.09	7	84.57
12	23	KCB	Paul HARVEY	Stuart Taylor Phoenix	11	1:23.10	11	84.56
13	32	KCB	Paul COOPER	Sylva Striker	11	1:23.40	9	84.26
14	61	KCB	Anton LANDON	Westfield SE	10	1:23.44	10	84.22
15	51	KCB	Brian SMITH	Sylva Striker	10	1:23.65	6	84.01
16	41	KCB	Darren SANSUM	Sylva Striker	11	1:23.96	11	83.70
17	20	KCB	Nigel BROWN	Sylva Phoenix	11	1:24.75	7	82.92
18	67	KCA	Charles STERLING	Sylva Phoenix	7	1:25.10	6	82.58
19	49	KCA	Tony GAUNT	Stuart Taylor Phoenix	10	1:25.23	9	82.45
20	47	KCA	Bruce BROWN	Luego Velocity	10	1:25.90	9	81.81
21	69	KCA	Nick CRADDOCK	Sylva Striker	10	1:26.78	10	80.98
22	55	KCB	John SAMPSON	Quantum Extreme	10	1:27.22	10	80.57
23	27	KCA	Dave ROBERTS	Sylva Striker	10	1:27.61	7	80.21
24	28	KCA	Natalie HARDY	Quantum Extreme	7	1:47.37	7	65.45

Weather / Track: Cloudy / Dry

Start Time : 09:45

Snetterton

14 Jul 07 10:02

Clerk of Course :	Time Issued :	Chief Timekeeper : Terry Stevens
-------------------	---------------	----------------------------------

THESE RESULTS REMAIN PROVISIONAL FOR A MINIMUM OF 30 MINUTES FROM THE TIME OF ISSUE

Results produced on HS Sports Timing and Results Systems. Results online at www.750MC.co.uk




Kit Cars


2nd Best Qualifying Times

Pos	No	Cl	Name	Car	Time
1	3	KCA	Gary GOODYEAR	Raw Striker	1:19.26
2	1	KCB	Andy HILEY	Taydec Mk2	1:19.87
3	31	KCB	Jim GOODWIN	Sylva Phoenix	1:20.07
4	11	KCB	Mark CONROY	Raw Striker	1:20.08
5	8	KCB	Steve TAYLOR	Stuart Taylor Phoenix	1:20.10
6	90	KCB	Simon CHILDS	Sylva Phoenix	1:20.90
7	33	KCA	Stephen WARD	Raw Striker	1:21.55
8	82	KCB	Rob JOHNSTON	Cyana MX500R	1:21.74
9	12	KCB	Steve OWEN	Sylva Clubman	1:22.02
10	26	KCB	Jason STIRZAKER	Fisher Fury	1:22.48
11	9	KCA	Ian KEMPSON	MK Indy	1:23.28
12	23	KCB	Paul HARVEY	Stuart Taylor Phoenix	1:23.57
13	61	KCB	Anton LANDON	Westfield SE	1:23.98
14	32	KCB	Paul COOPER	Sylva Striker	1:24.12
15	51	KCB	Brian SMITH	Sylva Striker	1:24.45
16	41	KCB	Darren SANSUM	Sylva Striker	1:24.50
17	20	KCB	Nigel BROWN	Sylva Phoenix	1:24.76
18	49	KCA	Tony GAUNT	Stuart Taylor Phoenix	1:26.13
19	67	KCA	Charles STERLING	Sylva Phoenix	1:26.17
20	47	KCA	Bruce BROWN	Luego Velocity	1:26.84
21	69	KCA	Nick CRADDOCK	Sylva Striker	1:27.21
22	55	KCB	John SAMPSON	Quantom Extreme	1:27.51
23	27	KCA	Dave ROBERTS	Sylva Striker	1:27.94
24	28	KCA	Natalie HARDY	Quantum Extreme	1:47.57

14 Jul 07 10:03

Clerk of Course:  #1-53	Time Issued:	Chief Timekeeper:
--	--------------	-------------------

THESE RESULTS REMAIN PROVISIONAL FOR A MINIMUM OF 30 MINUTES FROM THE TIME OF ISSUE



Locost

Provisional Qualifying Times - P4

Pl	No	Cl	Name	Car	Laps	Time on Lap	Behind	MPH
1	1	LC	Declan McDONNELL	Locost	9	1:28.20	7	79.67
2	21	LC	Jason GIBBONS	Locost	10	1:28.85	8	79.09
3	6	LC	Aaron BAILEY	Locost	9	1:28.98	7	78.98
4	11	LC	Richard JENKINS	Locost	10	1:29.30	7	78.69
5	10	LC	David BARTHOLOMEW	Locost	10	1:29.32	4	78.67
6	9	LC	Alastair GARRATT	Locost	9	1:29.50	5	78.52
7	43	LC	Simon WOOD	Locost	10	1:29.59	5	78.44
8	36	LC	Mark GLOVER	Locost	10	1:30.15	7	77.95
9	31	LC	Samir ABID	Locost	10	1:30.16	5	77.94
10	17	LC	Ed PITHER	Locost	10	1:30.33	9	77.79
11	46	LC	Kevin LUCAS	Locost	10	1:30.48	10	77.67
12	83	LC	Paul PRESGRAVES	Locost	9	1:30.62	8	77.55
13	73	LC	Mark WHITE	Locost	10	1:30.64	9	77.53
14	44	LC	Gary PARKES	Locost	9	1:30.87	5	77.33
15	66	LC	Spencer KEMSLEY	Locost	10	1:30.93	8	77.28
16	39	LC	Steve EVANS	Locost	10	1:31.25	8	77.01
17	71	LC	Victoria PICKLES	Locost	10	1:31.46	9	76.83
18	8	LC	Nick LEAR	Locost	10	1:31.61	9	76.71
19	54	LC	David MORROW	Locost	10	1:32.37	9	76.08
20	77	LC	James PINKERTON	Locost	9	1:32.83	7	75.70
21	57	LC	Mike LEAR	Locost	9	1:33.14	8	75.45
22	87	LC	Daniel SIBBONS	Locost	9	1:33.35	9	75.28
23	53	LC	Mark COGLE	Locost	7	1:34.12	6	74.66
24	34	LC	Sam BROUGH	Locost	9	1:34.40	9	74.44
25	48	LC	David HILTON	Locost	8	1:34.99	5	73.98
26	62	LC	Suzanne COOMBER	Locost	9	1:35.76	6	73.38
27	51	LC	Alastair ECCLESFIELD	Locost	9	1:36.03	6	73.18
28	78	LC	Richard PEARSON	Locost	9	1:37.35	8	72.18
29	29	LC	Kit LAWSON	Locost	9	1:38.26	6	71.52
30	68	LC	Andy POINTER	Locost	9	1:38.48	8	71.36
31	65	LC	Sean GRAHAM	Locost	9	1:38.51	9	71.33
32	59	LC	Carl PICKERING	Locost	9	1:39.16	9	70.87
33	67	LC	Ernie GUSHLOW	Locost	6	1:51.48	6	63.04

No 9 - NO TRANSPONDER No 43 - transponder working ok.

Weather / Track: Cloudy / Dry

Start Time : 10:09


Snetterton

14 Jul 07 10:26

Clerk of Course : 	Time Issued :	Chief Timekeeper : Terry Stevens
--	---------------	----------------------------------

THESE RESULTS REMAIN PROVISIONAL FOR A MINIMUM OF 30 MINUTES FROM THE TIME OF ISSUE

Results produced on HS Sports Timing and Results Systems. Results online at www.750MC.co.uk



Locost

2nd Best Qualifying Times


Pos	No	Cl	Name	Car	Time
1	1	LC	Declan McDONNELL	Locost	1:28.42
2	6	LC	Aaron BAILEY	Locost	1:29.09
3	10	LC	David BARTHOLOMEW	Locost	1:29.33
4	43	LC	Simon WOOD	Locost	1:29.60
5	11	LC	Richard JENKINS	Locost	1:29.67
6	9	LC	Alastair CARRATT	Locost	1:29.83
7	36	LC	Mark GLOVER	Locost	1:30.39
8	46	LC	Kevin LUCAS	Locost	1:30.52
9	17	LC	Ed PITHER	Locost	1:30.61
10	31	LC	Samir ABID	Locost	1:30.73
11	73	LC	Mark WHITE	Locost	1:30.74
12	44	LC	Gary PARKES	Locost	1:30.91
13	83	LC	Paut PRESGRAVES	Locost	1:30.91
14	21	LC	Jason GIBBONS	Locost	1:31.20
15	38	LC	Steve EVANS	Locost	1:31.31
16	66	LC	Spencer KEMSLEY	Locost	1:31.33
17	8	LC	Nick LEAR	Locost	1:31.66
18	71	LC	Victoria PICKLES	Locost	1:32.30
19	54	LC	David MORROW	Locost	1:32.65
20	77	LC	James PINKERTON	Locost	1:32.87
21	57	LC	Mike LEAR	Locost	1:34.11
22	34	LC	Sam BROUGH	Locost	1:34.50
23	87	LC	Daniel SIBBONS	Locost	1:34.53
24	53	LC	Mark GOGLE	Locost	1:34.70
25	48	LC	David HILTON	Locost	1:35.52
26	51	LC	Alastair ECCLESFIELD	Locost	1:36.32
27	62	LC	Suzanne COOMBER	Locost	1:36.56
28	78	LC	Richard PEARSON	Locost	1:37.71
29	29	LC	Kit LAWSON	Locost	1:38.35
30	68	LC	Andy POINTER	Locost	1:38.80
31	65	LC	Sean GRAHAM	Locost	1:40.18
32	59	LC	Carl PICKERING	Locost	1:40.62
33	67	LC	Ernie GUSHLOW	Locost	2:04.50

No 9 - NO TRANSPONDER

14 Jul 07 10:27

Clerk of Course: <i>ALB 11.01</i>	Time Issued:	Chief Timekeeper:
--------------------------------------	--------------	-------------------

THESE RESULTS REMAIN PROVISIONAL FOR A MINIMUM OF 30 MINUTES FROM THE TIME OF ISSUE



Formula 4

Provisional Qualifying Times - P5

PI	No	Cl	Name	Car	Laps	Time on Lap	Behind	MPH	
1	6	F4A	Malcolm SCOTT	Van Diemen RF00	12	1:11.80	5	97.87	
2	9	F4B	Chris KITE	Dallara 493	13	1:12.42	10	97.03	
3	77	F4A	Steve SAVAGE	Van Diemen RF99/06	13	1:13.08	6	96.16	
4	1	F4A	Chris LEWIS	Comtec F4	12	1:13.23	9	95.96	
5	76	F4A	Miguel PINTO-COELHO	Van Diemen RF01/07	10	1:13.45	5	95.67	
6	29	F4A	Chris TIMMS	Mygale US2000	10	1:13.54	6	95.56	
7	38	F4E	Gavin HALLS	Swift 96FF	10	1:14.19	6	94.72	
8	69	F4A	Lee CUNNINGHAM	Van Diemen	8	1:14.46	3	94.38	
9	99	F4B	Charles ADRIAN	Van Diemen RF95	12	1:14.92	10	93.80	
10	31	F4A	Erwin SMIECH	Speads	12	1:15.12	8	93.55	
11	23	F4A	Jonathan WESTON-TAYLOR	Mygale US2000	5	1:15.78	4	92.73	
12	42	F4C	Richard HYPHER	Van Diemen RF86	11	1:16.50	9	91.86	
13	21	F4C	Clive YORATH	Reynard SF84	12	1:16.99	7	91.27	
14	34	F4E	Jennifer SCOTT	Van Diemen RF99	11	1:17.44	8	90.74	
15	55	F4A	Paul HEAVEY	Leatone DH001	8	1:18.10	7	89.98	
16	16	F4A	Simon EMMERSON	Van Diemen RF95/96	11	1:18.50	8	89.52	
17	56	F4E	Bryn TOOTELL	Van Diemen RF	11	1:19.18	6	88.75	
18	22	F4A	Michael WEBBER	Magnum F4A	12	1:19.25	5	88.67	
19	37	F4C	Jonathan CLEMENTS	Ralt RT30	7	1:33.54	5	21.74	75.13

Not-Seen

11	F4A	Barry PRITCHARD	Van Diemen RF01
14	F4B	Kelvin LAIDLAW	Van Diemen RF90

No 16, 55 & 76 - NO TRANSPONDER. MUST HAVE WORKING TRANSPONDER FOR RACE.

Weather / Track:

Start Time : 10:32

Snetterton

14 Jul 07 10:49

Clerk of Course :  11 07	Time Issued :	Chief Timekeeper : Terry Stevens
--	---------------	----------------------------------

THESE RESULTS REMAIN PROVISIONAL FOR A MINIMUM OF 30 MINUTES FROM THE TIME OF ISSUE

Results produced on HS Sports Timing and Results Systems. Results online at www.750MC.co.uk



Formula 4

2nd Best Qualifying Times


Pos	No	Cl	Name	Car	Time
1	6	F4A	Malcolm SCOTT	Van Diemen RF00	1:12.53
2	9	F4B	Chris KITE	Dallara 493	1:12.74
3	77	F4A	Steve SAVAGE	Van Diemen RF99/06	1:13.12
4	1	F4A	Chris LEWIS	Comtec F4	1:13.30
5	76	F4A	Miguel PINTO-COELHO	Van Diemen RF01/07	1:13.63
6	29	F4A	Chris TIMMS	Mygale US2000	1:13.91
7	38	F4E	Gavin HALLS	Swift 96FF	1:14.46
8	69	F4A	Lee CUNNINGHAM	Van Diemen	1:14.69
9	99	F4B	Charles ADRIAN	Van Diemen RF95	1:14.94
10	31	F4A	Erwin SMIECH	Speads	1:15.27
11	42	F4C	Richard HYPHER	Van Diemen RF86	1:16.52
12	23	F4A	Jonathan WESTON-TAYLOR	Mygale US2000	1:16.68
13	21	F4C	Clive YORATH	Reynard SF84	1:17.04
14	34	F4E	Jennifer SCOTT	Van Diemen RF99	1:17.48
15	55	F4A	Paul HEAVEY	Leastone DH001	1:18.45
16	16	F4A	Simon EMMERSON	Van Diemen RF85/96	1:18.51
17	56	F4E	Bryn TOOTELL	Van Diemen RF	1:19.59
18	22	F4A	Michael WEBBER	Magnum F4A	1:19.61
19	37	F4C	Jonathan CLEMENTS	Ralt RT30	1:34.57

No 16, 55 & 76 - NO TRANSPONDER

14 Jul 07 10:52

Clerk of Course: 	Time Issued:	Chief Timekeeper:
---	--------------	-------------------

THESE RESULTS REMAIN PROVISIONAL FOR A MINIMUM OF 30 MINUTES FROM THE TIME OF ISSUE



Formula Vee

Combined Qualifying Times

Pos	No	Cl	Name	Car	Session	Laps	Best on Lap	Mph	
1	11	FV	Martin FARMER	GAC 03	A	11	1:18.89	11	89.08
2	66	FV	Martin GALPIN	GAC 01	B	9	1:19.01	4	88.94
3	1	FV	Sam OLIVEIRA	Sheane	A	11	1:19.63	11	88.25
4	14	FV	James BIRCH	Scarab Mk5	B	11	1:20.08	8	87.75
5	3	FV	Daniel HANDS	GAC 01	A	11	1:20.23	6	87.58
6	22	FV	Jamie CONYERS	GAC 03	B	10	1:20.26	7	87.56
7	2	FV	Jake OLIVEIRA	Storm DC07	B	11	1:20.83	11	86.94
8	8	FV	Ben EVANS	Scarab	B	11	1:21.53	5	86.19
9	9	FV	Stephen GLASSWELL	Storm SF1	A	11	1:21.56	6	86.16
10	15	FV	Paul SMITH	GAC 02	A	9	1:21.64	4	86.08
11	94	FV	Peter BELSEY	Spyder MK2	A	11	1:22.61	10	85.06
12	48	FV	Tim PROBERT	Storm FF1	A	11	1:22.83	11	84.84
13	87	FV	Warren SMITH	Storm SF1	B	9	1:22.90	8	84.77
14	33	FV	Ryan LINDSAY	AHS Challenger	B	9	1:22.96	3	84.71
15	10	FV	Steve OUGH	AHS Challenger	A	11	1:23.02	9	84.64
16	17	FV	Graham KIDDY	Ray Bowles	B	11	1:23.17	7	84.49
17	5	FV	Ian BUXTON	GAC 01	A	10	1:23.58	10	84.08
18	38	FV	John STAPLETON	Leystone JH002	B	5	1:24.03	5	83.63
19	46	FV	Miles SOUTHERTON	AHS Scarab II	A	11	1:24.16	11	83.50
20	55	FV	Peter STUDER	Sheane	A	10	1:24.53	4	83.13
21	32	FV	Niall McCARTHY	Storm SF1	B	11	1:24.60	6	83.06
22	42	FV	John TOWNSHEND	Sheane MK2	A	10	1:24.87	2	82.80
23	99	FV	Gethin JONES	Spyder	A	5	1:26.03	2	81.68
24	85	FV	Tony DOWSON	Sheane	B	10	1:26.10	8	81.62
25	88	FV	David LAVINGTON	Storm	A	10	1:26.32	10	81.41
26	71	FV	James CONYERS	Leystone	A	10	1:26.83	9	80.93
27	25	FV	Ivan TURNER	Leystone	B	10	1:27.15	10	80.63
28	47	FV	Ankit LOVE	GAC	A	5	1:27.78	5	80.05
29	50	FV	Elliott HOPKINS	Scarab	A	10	1:27.94	7	79.91
30	39	FV	Peter GREGORY	Sheane FV96	B	7	1:29.34	5	78.66
31	21	FV	Richard POTTERTON	Scarab Mk2	B	10	1:30.47	9	77.67
32	75	FV	David COTTRELL	Apai Mk3	B	7	1:31.32	3	76.95
33	57	FV	Peter DUNNE	GB	A	10	1:33.21	8	75.39
34	23	FV	Steve ROBBINS	Sheane	B	9	1:33.56	9	75.11
35	30	FV	Chris WILSHER	Sheane FV97	A	9	1:33.72	9	74.98
36	6	FV	John HUGHES	Scarab Mk5	B	0	DNS	0	
37	67	FV	Paul TAYLOR	AHS Challenger	B	0	DNS	0	

Snetterton

14 Jul 07 11:56

Clerk of Course :  12.08	Time Issued :	Chief Timekeeper :
--	---------------	--------------------

THESE RESULTS REMAIN PROVISIONAL FOR A MINIMUM OF 30 MINUTES FROM THE TIME OF ISSUE

Results produced on HS Sports Timing and Results Systems. Results online at www.750MC.co.uk



Formula Vee

2nd Best Qualifying Times

Pos	No	Cl	Name	Car	Time
1	11	FV	Martin FARMER	GAC 03	1:19.22
2	66	FV	Martin GALPIN	GAC 01	1:19.65
3	1	FV	Sam OLIVEIRA	Sheane	1:19.66
4	14	FV	James BIRCH	Scarab Mk5	1:20.23
5	22	FV	Jamie CONYERS	GAC 03	1:20.35
6	3	FV	Daniel HANDS	GAC 01	1:20.38
7	2	FV	Jake OLIVEIRA	Storm DC07	1:21.09
8	8	FV	Ben EVANS	Scarab	1:21.66
9	15	FV	Paul SMITH	GAC 02	1:22.14
10	9	FV	Stephen GLASSWELL	Storm SF1	1:22.37
11	48	FV	Tim PROBERT	Storm FF1	1:23.02
12	33	FV	Ryan LINDSAY	AHS Challenger	1:23.15
13	94	FV	Peter BELSEY	Spyder MK2	1:23.29
14	10	FV	Steve OUGH	AHS Challenger	1:23.30
15	87	FV	Warren SMITH	Storm SF1	1:23.43
16	17	FV	Graham KIDDY	Ray Bowies	1:23.49
17	46	FV	Miles SOUTHERTON	AHS Scarab II	1:24.35
18	32	FV	Niall McCARTHY	Storm SF1	1:24.64
19	55	FV	Peter STUDER	Sheane	1:24.77
20	42	FV	John TOWNSHEND	Sheane Mk2	1:24.87
21	5	FV	Ian BUXTON	GAC 01	1:24.88
22	38	FV	John STAPLETON	Leystone JH002	1:25.64
23	85	FV	Tony DOWSON	Sheane	1:26.40
24	99	FV	Gethin JONES	Spyder	1:26.68
25	71	FV	James CONYERS	Leystone	1:26.86
26	88	FV	David LAVINGTON	Storm	1:26.92
27	25	FV	Ivan TURNER	Leystone	1:27.65
28	50	FV	Elliott HOPKINS	Scarab	1:28.89
29	39	FV	Peter GREGORY	Sheane FV96	1:29.50
30	47	FV	Ankit LOVE	GAC	1:29.98
31	75	FV	David COTTRELL	Apai Mk3	1:31.45
32	21	FV	Richard POTTERTON	Scarab Mk2	1:31.58
33	57	FV	Peter DUNNE	GB	1:33.27
34	23	FV	Steve ROBBINS	Sheane	1:34.22
35	30	FV	Chris WILSHER	Sheane FV97	1:35.31

No 6 - 0 laps completed

14 Jul 07 11:40

Clerk of Course: <i>AK</i> 12.08	Time Issued:	Chief Timekeeper:
-------------------------------------	--------------	-------------------

THESE RESULTS REMAIN PROVISIONAL FOR A MINIMUM OF 30 MINUTES FROM THE TIME OF ISSUE

RACE GRID

750 Motor Club Formula Vee Championship

Race 7 - Final

ROW 16	30 Chris WILSHER	
ROW 15	23 Steve ROBBINS	75 David COTTRELL
ROW 14	21 Richard POT TERTON	57 Peter DUNNE
ROW 13	50 Elliott HOPKINS	71 James CONYERS
ROW 12	88 David LAVINGTON	47 Ankit LOVE
ROW 11	38 John STAPLETON	85 Tony DOWSON
ROW 10	94 Peter BELSEY	55 Peter STUDER
ROW 9	32 Niall McCARTHY	46 Miles SOUTHERTON
ROW 8	42 John TOWNSHEND	99 Gethin JONES
ROW 7	17 Graham KIDDY	87 Warren SMITH
ROW 6	5 Ian BUXTON	8 Ben EVANS
ROW 5	33 Ryan LINDSAY	15 Paul SMITH
ROW 4	22 Jamie CONYERS	9 Stephen GLASSWELL
ROW 3	3 Daniel HANDS	2 Jake OLIVEIRA
ROW 2	1 Sam OLIVEIRA	14 James BIRCH
ROW 1	11 Martin FARMER	66 Martin GALPIN

POLE

There are no reserves due to insufficient finishers in the heat



Allcomers

Provisional Qualifying Times - P8

Pl	No	Cl	Name	Car	Laps	Time on Lap	Behind	MPH
1	11	AC	Jonathan WRIGHT	Radical SR4	10	1:12.17	5	97.37
2	24	AC	Paul STEELE	Radical SR4	11	1:12.73	9	96.62
3	95	AC	Richard STABLES	Radical Clubsport	11	1:13.32	11	95.84
4	37	AC	Bill HENDERSON	Radical Prosport	8	1:16.78	7	91.52
5	69	AC	Kevin WILLIAMS	Caterham R400	9	1:17.88	8	90.23
6	2	AC	Josh SMITH	Stuart Taylor Phoenix	10	1:19.50	9	88.39
7	8	AC	Paul ROGERS	Stuart Taylor Phoenix	10	1:20.35	5	87.46
8	10	AC	Jack MIDDLETON	Radical Prosport	9	1:20.40	7	87.40
9	14	AC	Fiona JAMES	Radical SR4	9	1:20.82	8	86.95
10	31	AC	Andy WATERS	Lotus Exige	9	1:20.88	6	86.88
11	18	AC	Mark FALCO	ADR	5	1:21.41	4	86.32
12	50	AC	Tim HOVERD	Fisher Fury	10	1:21.61	5	86.11
13	41	AC	Neil CONSTABLE-BERRY	Fisher Fury	10	1:21.70	8	86.01
14	63	AC	Colin CHAPMAN	Fisher Fury	9	1:22.34	8	85.34
15	23	AC	Carl WOODWISS	Caterham R400	8	1:24.27	6	83.39
16	169	AC	Nick CRADDOCK	Sylva Striker	7	1:26.69	4	81.06
17	28	AC	John HEWAT	Blaze RR	5	1:26.88	2	80.88
18	44	AC	Judy DERISLEY	Fisher Fury	9	1:28.57	8	79.34
19	25	AC	Tony CARPENTER	Stuart Taylor Phoenix	9	1:30.50	8	77.65
20	1	AC	Patrick MORTELL	Toyota MR2 Mk2	7	1:31.10	7	77.14
21	58	AC	Steve LUMLEY	Toyota MR2 Mk2	9	1:31.12	5	77.12
22	12	AC	Gordon MILNER	Toyota MR2 Mk2	9	1:31.23	7	77.03
23	9	AC	Rob HORSFIELD	Toyota MR2 Mk2	9	1:31.93	7	76.44
24	33	AC	Rowland WOOLLEY	Toyota MR2	8	1:35.30	7	73.74
25	6	AC	Richard McKOEN	MGB GT	9	1:36.25	7	73.01
26	3	AC	George STODDART	Toyota MR2 Mk2	8	1:38.30	6	71.49
27	118	AC	Dan KITCHENER	Ford Fiesta XR2	8	1:39.07	7	70.93

Not-Seen


22	AC	Mark BOOT	Radical Clubsport
27	AC	Jean PARKER	Sylva Striker
66	AC	Anthony DAY	Toyota MR2 Mk1

Weather / Track:

Start Time : 11:42


Snettorton

14 Jul 07 12:06

Clerk of Course :  12.14	Time Issued :	Chief Timekeeper : Terry Stevens
--	---------------	----------------------------------

THESE RESULTS REMAIN PROVISIONAL FOR A MINIMUM OF 30 MINUTES FROM THE TIME OF ISSUE

Results produced on HS Sports Timing and Results Systems. Results online at www.750MC.co.uk



RGB

Provisional Qualifying Times - P9

PI	No	Cl	Name	Car	Laps	Time on Lap	Behind	MPH
1	52	BEA	Rob BALDWIN	BDN S2	10	1:28.61	9	79.30
2	75	BEA	Gordon GRIFFIN	T5 Mission	9	1:32.49	9	75.98
3	12	BEC	Mike ATKINSON	Stuart Taylor Phasar	9	1:32.52	6	75.95
4	38	BEC	Martin BROOKS	Stuart Taylor Phasar	8	1:32.75	8	75.76
5	6	BEC	Mike FIELD	Fisher Fury	9	1:33.20	8	75.40
6	9	BEC	John CUTMORE	Westfield Megablade	9	1:33.43	9	75.21
7	4	BEC	Derek JONES	Fisher Fury	9	1:33.93	9	74.81
8	34	BEB	Colin DUCE	Fisher Fury	9	1:34.43	9	74.42
9	50	BEC	Tim HOVERD	Fisher Fury	9	1:34.58	8	74.30
10	8	BEB	Paul ROGERS	Stuart Taylor Phoenix	9	1:34.72	8	74.19
11	63	BEC	Colin CHAPMAN	Fisher Fury	9	1:35.31	9	73.73
12	33	BEC	Alastair BOULTON	Stuart Taylor Phoenix	9	1:35.42	9	73.64
13	16	BEC	Matt ROWE	Fisher Fury	9	1:35.53	8	73.56
14	99	BEA	Steve ROBINSON	Genesis RR06	9	1:35.68	8	73.44
15	13	BEC	David WALE	Fisher Fury Fireblade	9	1:36.84	8	72.57
16	31	BEC	Chris ANSETT	Westfield Megablade	9	1:37.31	9	72.21
17	88	BEC	Richard WISE	Raw Striker 2007	9	1:37.79	9	71.86
18	22	BEB	Josh SMITH	Stuart Taylor Phoenix	9	1:38.55	9	71.31
19	41	BEB	Neil CONSTABLE-BERRY	Fisher Fury	9	1:38.68	9	71.21
20	14	BEA	Doug CARTER	Genesis Evo	8	1:39.24	8	70.81
21	61	BEA	Mike ALLEN	Tiger MAE	8	1:41.19	7	69.45
22	28	BEA	Julius BATES	Aeon Blaze	8	1:43.77	8	67.72
23	44	BEC	Judi DERISLEY	Fisher Fury	8	1:44.84	8	67.03
24	25	BEC	Tony CARPENTER	Stuart Taylor Phoenix	8	1:49.93	7	63.92

Not-Seen

21	BEC	Aaron WRIGHT	Fisher Fury
35	BEA	James WALKER	Westfield Megabusa

Weather / Track: Cloudy / Wet

Start Time : 09:01

Snetterton

15 Jul 07 09:19

Clerk of Course :  9:25	Time Issued :	Chief Timekeeper : Terry Stevens
--	---------------	----------------------------------

THESE RESULTS REMAIN PROVISIONAL FOR A MINIMUM OF 30 MINUTES FROM THE TIME OF ISSUE

Results produced on HS Sports Timing and Results Systems. Results online at www.750MC.co.uk



RGB

2nd Best Qualifying Times

Pos	No	Cl	Name	Car	Time
1	52	BEA	Rob BALDWIN	BDN S2	1:29.70
2	12	BEC	Mike ATKINSON	Stuart Taylor Phasar	1:32.67
3	38	BEC	Martin BROOKS	Stuart Taylor Phasar	1:33.35
4	75	BEA	Gordon GRIFFIN	T5 Mission	1:33.64
5	6	BEC	Mike FIELD	Fisher Fury	1:33.94
6	9	BEC	John CUTMORE	Westfield Megablade	1:34.14
7	34	BEB	Colin DUCE	Fisher Fury	1:34.44
8	50	BEC	Tim HOVERD	Fisher Fury	1:35.11
9	8	BEB	Paul ROGERS	Stuart Taylor Phoenix	1:35.27
10	63	BEC	Colin CHAPMAN	Fisher Fury	1:35.72
11	4	BEC	Derek JONES	Fisher Fury	1:36.01
12	99	BEA	Steve ROBINSON	Genesis RR06	1:36.42
13	33	BEC	Alastair BOULTON	Stuart Taylor Phoenix	1:36.69
14	16	BEC	Matt ROWE	Fisher Fury	1:36.73
15	31	BEC	Chris ANSETT	Westfield Megablade	1:37.65
16	13	BEC	David WALE	Fisher Fury Fireblade	1:37.70
17	88	BEC	Richard WISE	Raw Striker 2007	1:38.76
18	41	BEB	Neil CONSTABLE-BERRY	Fisher Fury	1:39.86
19	22	BEB	Josh SMITH	Stuart Taylor Phoenix	1:40.44
20	14	BEA	Doug CARTER	Genesis Evo	1:42.29
21	61	BEA	Mike ALLEN	Tiger MAE	1:42.93
22	28	BEA	Julius BATES	Aeon Blaze	1:44.01
23	44	BEC	Judi DERISLEY	Fisher Fury	1:47.28
24	25	BEC	Tony CARPENTER	Stuart Taylor Phoenix	1:50.26


15 Jul 07 09:20

Clerk of Course:

Time Issued:

Chief Timekeeper:

THESE RESULTS REMAIN PROVISIONAL FOR A MINIMUM OF 30 MINUTES FROM THE TIME OF ISSUE



Bike-Sports

2nd Best Qualifying Times

Pos	No	Cl	Name	Car	Time
1	1	BSA	Jonathan WRIGHT	Radical SR4	1:18.20
2	24	BSA	Paul STEELE	Radical SR4	1:19.25
3	95	BSA	Richard STABLES	Radical Pro 6	1:20.26
4	130	BSA	Jon-Paul IVEY	Radical Prosport	1:22.61
5	11	BSA	Paul TRAYHURN	Radical Prosport	1:22.63
6	30	BSA	Simon FORD	Radical Prosport	1:23.61
7	6	BSD	Mark ABBOTT	Radical Clubsport	1:23.69
8	46	BSA	Sheridan BELL	Radical Prosport	1:23.77
9	31	BSA	Barry MARKS	Radical	1:25.25
10	27	BSA	Jean PARKER	Global Light	1:25.54
11	33	BSD	Marcos BURNETT	Radical Clubsport	1:26.03
12	12	BSB	Graham MILLER	Global GTi	1:27.40
13	37	BSA	Bill HENDERSEN	Radical Prosport	1:27.46
14	32	BSB	Paul LE MAITRE	ADR Sports 3	1:28.37
15	69	BSA	Dustin BARNES	T5 Mission	1:29.17
16	28	BSD	Andrew HARWOOD	Radical Clubsport	1:29.24
17	14	BSA	Fiona JAMES	Radical SR4	1:29.52
18	23	BSA	Ian MOORE	Radical SR4	1:31.12
19	21	BSB	Kevin GOATER	Keliforms Retoga	1:34.47
20	8	BSB	Mark FALCO	ADR Mk3	1:42.88
21	53	BSB	Verity BANKS	ADR 2	1:44.25

15 Jul 07 09:43


Clerk of Course:

W. J. Banks 9.52

Time Issued:

Chief Timekeeper:

THESE RESULTS REMAIN PROVISIONAL FOR A MINIMUM OF 30 MINUTES FROM THE TIME OF ISSUE



Bike-Sports

Provisional Qualifying Times - P10

PI	No	Cl	Name	Car	Laps	Time on Lap	Behind	MPH
1	1	BSA	Jonathan WRIGHT	Radical SR4	11	1:16.84	11	91.45
2	24	BSA	Paul STEELE	Radical SR4	11	1:18.56	10	89.45
3	95	BSA	Richard STABLES	Radical Pro 6	9	1:19.83	9	88.03
4	46	BSA	Sheridan BELL	Radical Prosport	9	1:21.61	9	86.11
5	130	BSA	Jon-Paul IVEY	Radical Prosport	10	1:21.99	10	85.71
6	11	BSA	Paul TRAYHURN	Radical Prosport	7	1:22.14	6	85.55
7	30	BSA	Simon FORD	Radical Prosport	10	1:23.14	10	84.52
8	6	BSD	Mark ABBOTT	Radical Clubsport	10	1:23.30	9	84.36
9	27	BSA	Jean PARKER	Global Light	9	1:24.41	9	83.25
10	31	BSA	Barry MARKS	Radical	6	1:24.90	4	82.77
11	33	BSD	Marcos BURNETT	Radical Clubsport	10	1:25.83	10	81.87
12	32	BSB	Paul LE MAITRE	ADR Sports 3	10	1:26.93	9	80.84
13	12	BSB	Graham MILLER	Global GTI	10	1:26.96	9	80.79
14	37	BSA	Bill HENDERSEN	Radical Prosport	5	1:27.35	2	80.45
15	69	BSA	Dustin BARNES	T5 Mission	8	1:28.16	7	79.71
16	14	BSA	Fiona JAMES	Radical SR4	10	1:28.24	7	79.64
17	28	BSD	Andrew HARWOOD	Radical Clubsport	9	1:29.04	9	78.92
18	23	BSA	Ian MOORE	Radical SR4	4	1:31.00	4	77.22
19	21	BSB	Kevin GOATER	Keliforms Retoga	9	1:32.20	8	76.22
20	8	BSB	Mark FALCO	ADR Mk3	6	1:33.47	5	75.18
21	53	BSB	Verity BANKS	ADR 2	8	1:40.56	8	69.88

Not-Seen

10	BSA	Jack MIDDLETON	Radical Prosport
22	BSD	Mark BOOT	Radical Clubsport

Weather / Track: Cloudy / Damp

Start Time : 09:23

Snetterton

15 Jul 07 09:40

Clerk of Course: <i>Terry Stevens</i> 9:52	Time Issued :	Chief Timekeeper : Terry Stevens
---	---------------	----------------------------------

THESE RESULTS REMAIN PROVISIONAL FOR A MINIMUM OF 30 MINUTES FROM THE TIME OF ISSUE

Results produced on HS Sports Timing and Results Systems. Results online at www.750MC.co.uk



MR2

Provisional Qualifying Times - P11

Pl	No	Cl	Name	Car	Laps	Time on Lap	Behind	MPH	
1	11	MRB	David LITCHFIELD	Toyota MR2 Mk2	9	1:30.24	5	77.87	
2	58	MRB	Steve LUMLEY	Toyota MR2 Mk2	10	1:30.55	9	0.31	77.61
3	33	MRB	Rowland WOOLEY	Toyota MR2 Mk2	9	1:30.74	6	0.50	77.44
4	1	MRB	Patrick MORTELL	Toyota MR2 Mk2	9	1:31.41	9	1.17	76.88
5	81	MRA	Adam LITCHFIELD	Toyota MR2 Mk1	9	1:31.84	8	1.60	76.52
6	12	MRB	Gordon MILNER	Toyota MR2 Mk2	10	1:31.95	7	1.71	76.42
7	21	MRB	Andrew HUTCHINSON	Toyota MR2 Mk2	10	1:32.04	10	1.80	76.35
8	73	MRB	Mark JESSOP	Toyota MR2 Mk2	9	1:32.30	8	2.06	76.13
9	66	MRB	Anthony DAY	Toyota MR2 Mk2	9	1:32.43	9	2.19	76.03
10	32	MRA	Neil GLYNN	Toyota MR2 Mk1	10	1:32.92	6	2.68	75.63
11	9	MRB	Rob HORSFIELD	Toyota MR2 Mk2	8	1:33.10	7	2.86	75.48
12	99	MRA	Arthur GILMOUR	Toyota MR2 Mk1	9	1:33.65	9	3.41	75.04
13	6	MRB	Clive MORPHETT	Toyota MR2 Mk2	9	1:33.66	9	3.42	75.03
14	17	MRA	John WILSON	Toyota MR2 Mk1	9	1:34.03	8	3.79	74.73
15	50	MRA	Bradley PHILPOT	Toyota MR2 Mk1	9	1:34.40	5	4.16	74.44
16	79	MRA	Jonathan GRIMES	Toyota MR2 Mk1	9	1:34.55	9	4.31	74.32
17	4	MRB	Nick JONES	Toyota MR2 Mk2	9	1:34.96	9	4.72	74.00
18	34	MRA	Nigel BUTTFIELD	Toyota MR2 Mk1	9	1:35.15	9	4.91	73.85
19	16	MRA	Paul BARKER	Toyota MR2 Mk1	9	1:35.39	7	5.15	73.67
20	51	MRA	Adam LOCKWOOD	Toyota MR2 Mk1	9	1:35.56	9	5.32	73.54
21	18	MRB	David HENDERSON	Toyota MR2 Mk2	9	1:35.71	6	5.47	73.42
22	7	MRA	Robert HOWES	Toyota MR2 Mk1	8	1:35.73	8	5.49	73.41
23	62	MRA	Sam HARE	Toyota MR2 Mk1	8	1:35.74	4	5.50	73.40
24	98	MRA	Hugh GILMOUR	Toyota MR2 Mk1	8	1:35.94	8	5.70	73.25
25	37	MRA	Jason JESSE	Toyota MR2 Mk1	9	1:35.99	7	5.75	73.21
26	24	MRA	Jorge CALADO	Toyota MR2 Mk1	8	1:36.04	8	5.80	73.17
27	14	MRA	Karen PHILLIPS	Toyota MR2 Mk1	9	1:36.50	9	6.26	72.82
28	13	MRA	David CROSS	Toyota MR2 Mk1	8	1:36.64	7	6.40	72.72
29	31	MRA	Christopher DUNNETT	Toyota MR2 Mk1	8	1:36.94	6	6.70	72.49
30	40	MRA	David BLOCK	Toyota MR2 Mk1	9	1:37.04	8	6.80	72.42
31	23	MRA	Sarah WHERRY	Toyota MR2 Mk1	8	1:37.19	5	6.95	72.30
32	38	MRB	David BRYANT	Toyota MR2 Mk2	9	1:37.39	6	7.15	72.16
33	22	MRA	Ross STONER	Toyota MR2 Mk1	9	1:37.48	7	7.24	72.09
34	59	MRA	Ivan THOMAS	Toyota MR2 Mk1	9	1:38.22	8	7.98	71.55
35	3	MRA	George STODDART	Toyota MR2 Mk1	9	1:38.62	7	8.38	71.26
36	26	MRA	Arron PULLAN	Toyota MR2 Mk1	8	1:39.04	8	8.80	70.95
37	35	MRA	Rob JEFFRIES	Toyota MR2 Mk1	8	1:39.72	8	9.48	70.47
38	88	MRA	Steve WOOLFE	Toyota MR2 Mk1	8	1:39.92	6	9.68	70.33

Not-Seen

55 MRB James BROWN Toyota MR2 Mk2

Weather / Track: Cloudy / Dry

Start Time : 09:49


Snetterton

15 Jul 07 10:06

Clerk of Course :  10.25	Time Issued :	Chief Timekeeper : Terry Stevens
--	---------------	----------------------------------

THESE RESULTS REMAIN PROVISIONAL FOR A MINIMUM OF 30 MINUTES FROM THE TIME OF ISSUE

Results produced on HS Sports Timing and Results Systems. Results online at www.750MC.co.uk



MR2


2nd Best Qualifying Times

Pos	No	Cl	Name	Car	Time
1	11	MRB	David LITCHFIELD	Toyota MR2 Mk2	1:30.56
2	33	MRB	Rowland WOOLEY	Toyota MR2 Mk2	1:31.14
3	58	MRB	Steve LUMLEY	Toyota MR2 Mk2	1:31.95
4	12	MRB	Gordon MILNER	Toyota MR2 Mk2	1:32.43
5	73	MRB	Mark JESSOP	Toyota MR2 Mk2	1:32.46
6	81	MRA	Adam LITCHFIELD	Toyota MR2 Mk1	1:32.53
7	21	MRB	Andrew HUTCHINSON	Toyota MR2 Mk2	1:32.60
8	32	MRA	Neil GLYNN	Toyota MR2 Mk1	1:33.09
9	1	MRB	Patrick MORTELL	Toyota MR2 Mk2	1:33.46
10	9	MRB	Rob HORSFIELD	Toyota MR2 Mk2	1:33.71
11	66	MRB	Anthony DAY	Toyota MR2 Mk2	1:33.83
12	99	MRA	Arthur GILMOUR	Toyota MR2 Mk1	1:33.90
13	6	MRB	Clive MORPHETT	Toyota MR2 Mk2	1:33.94
14	17	MRA	John WILSON	Toyota MR2 Mk1	1:34.50
15	50	MRA	Bradley PHILPOT	Toyota MR2 Mk1	1:34.52
16	79	MRA	Jonathan GRIMES	Toyota MR2 Mk1	1:35.47
17	16	MRA	Paul BARKER	Toyota MR2 Mk1	1:35.92
18	7	MRA	Robert HOWES	Toyota MR2 Mk1	1:35.98
19	34	MRA	Nigel BUTTFIELD	Toyota MR2 Mk1	1:36.12
20	18	MRB	David HENDERSON	Toyota MR2 Mk2	1:36.29
21	51	MRA	Adam LOCKWOOD	Toyota MR2 Mk1	1:36.35
22	98	MRA	Hugh GILMOUR	Toyota MR2 Mk1	1:36.38
23	37	MRA	Jason JESSE	Toyota MR2 Mk1	1:36.39
24	62	MRA	Sam HARE	Toyota MR2 Mk1	1:36.67
25	31	MRA	Christopher DUNNETT	Toyota MR2 Mk1	1:37.23
26	13	MRA	David CROSS	Toyota MR2 Mk1	1:37.23
27	4	MRB	Nick JONES	Toyota MR2 Mk2	1:37.29
28	23	MRA	Sarah WHERRY	Toyota MR2 Mk1	1:37.46
29	40	MRA	David BLOCK	Toyota MR2 Mk1	1:37.64
30	14	MRA	Karen PHILLIPS	Toyota MR2 Mk1	1:37.78
31	22	MRA	Ross STONER	Toyota MR2 Mk1	1:38.01
32	38	MRB	David BRYANT	Toyota MR2 Mk2	1:38.02
33	24	MRA	Jorge CALADO	Toyota MR2 Mk1	1:38.43
34	3	MRA	George STODDART	Toyota MR2 Mk1	1:38.89
35	35	MRA	Rob JEFFRIES	Toyota MR2 Mk1	1:39.89
36	59	MRA	Ivan THOMAS	Toyota MR2 Mk1	1:39.95
37	26	MRA	Arron PULLAN	Toyota MR2 Mk1	1:40.83
38	88	MRA	Steve WOOLFE	Toyota MR2 Mk1	1:40.88

15 Jul 07 10:08

Clerk of Course:  10.25	Time Issued:	Chief Timekeeper:
---	--------------	-------------------

THESE RESULTS REMAIN PROVISIONAL FOR A MINIMUM OF 30 MINUTES FROM THE TIME OF ISSUE



MG BCV8

Provisional Qualifying Times - P12

Pl	No	Cl	Name	Car	Laps	Time on Lap	Behind	MPH
1	94	MD	John WILSON	MGB GT V8	11	1:16.20	6	92.22
2	97	MD	Adrian BEER	MGB GT V8	9	1:16.21	4	92.21
3	96	MD	Paul SIBLEY	MGB V8	11	1:16.91	9	91.37
4	78	MC	Joe PARRINGTON	MGB GT V8	11	1:20.37	5	87.44
5	73	MC	Piers TOWNSEND	MGB Roadster	11	1:21.43	10	86.30
6	83	MC	Phil WALKER	MGB GT V8	11	1:22.11	8	85.58
7	51	MB	Russell McCARTHY	MGB Roadster	11	1:23.17	7	84.49
8	35	MB	Tom JONES	MGB Roadster	8	1:24.41	6	83.25
9	44	MB	Pater SAMUELS	MGB Roadster	11	1:24.73	5	82.94
10	45	MB	Mike HARRIS	MGB	11	1:25.74	5	81.96
11	33	MB	Max CAWTHORN	MGB Roadster	10	1:26.76	7	81.00
12	37	MB	Barry HOLMES	MGB GT V8	10	1:26.87	5	80.89
13	53	MB	Kevin SWANN	MGB Roadster	10	1:28.91	3	79.04
14	38	MB	Simon CRIPPS	MGB Roadster	10	1:30.18	10	77.92
15	82	MC	Andrew RILEY	MGB	6	1:30.46	6	77.68
16	58	MB	Ian PRIOR	MGB	4	1:30.86	2	77.34
17	4	MA	Ken DEAMER	MGB Roadster	10	1:31.38	5	76.90
18	22	MAB	Bob LUFF	MGB Roadster	10	1:31.43	8	76.86
19	40	MB	Howard GRUNDON	MGB GT V8	10	1:31.79	10	76.56
20	1	MA	Rob MUIR	MGB Roadster	9	1:32.84	5	75.69
21	6	MA	Richard McKOEN	MGB GT	9	1:34.01	8	74.75
22	10	MA	Terry SAVORY	MGB GT	9	1:37.22	5	72.28
23	5	MA	Brian SMETHURST	MGB Roadster	9	1:37.27	7	72.24
24	2	MA	Ian LONGHURST	MGB Roadster	9	1:38.28	7	71.50

No 73 - NO TRANSPONDER SIGNAL DETECTED

Weather / Track: Cloudy / Dry

Start Time: 10:12

Snetterton

15 Jul 07 10:29

Clerk of Course : <i>[Signature]</i> 10:36	Time Issued :	Chief Timekeeper : Terry Stevens
---	---------------	----------------------------------

THESE RESULTS REMAIN PROVISIONAL FOR A MINIMUM OF 30 MINUTES FROM THE TIME OF ISSUE

Results produced on HS Sports Timing and Results Systems. Results online at www.750MC.co.uk

RACE GRID

Premier Choice Group 750 Formula Championship

Race 1

ROW 8		28 01:41.540 Andrew DAVEY	
ROW 7	77 01:32.560 Dick HARTLE		49 01:39.300 Nigel SAUNDERS
ROW 6		27 01:30.550 Sue BUXTON	34 01:31.090 David HEAVER
ROW 5	76 01:28.850 John PAGET		7 01:29.450 Rodney HILL
ROW 4		6 01:27.100 Dave ROBSON	21 01:27.500 William JOHNSTON
ROW 3	15 01:26.310 Chris GOUGH		2 01:26.400 Bob SIMPSON
ROW 2		55 01:25.680 Roger ROWE	4 01:25.090 Antony RAINE
ROW 1	1 01:23.080 Peter BOVE		3 01:23.520 Mick HARRIS
POLE			

RACE GRID

Demon Tweeks / Yokohama Hot Hatch Championship

Race 2

ROW 6		45 02:09.390 Paul WEST		
ROW 5	31 01:33.500 Lewis WILLIAMS		85 01:35.220 Ian McLAUGHLIN	
ROW 4		67 01:25.560 Dominic JACKSON		97 01:28.710 Andy McLENNAN
ROW 3	63 01:21.570 Brian COX		50 01:23.050 Ian LAUGHTON	
ROW 2		25 01:21.020 Julian LONG		9 01:21.430 Mike WEBB
ROW 1	64 01:20.680 Tony DOLLEY		65 01:20.860 Ilsa COX	
POLE				

RACE GRID

750 Motor Club Formula Vee Championship

Race 3 - Heat

30 Chris WILSHER	01:33.720	6 John HUGHES	Subject to
57 Peter DUNNE	01:33.210	23 Steve ROBBINS	01:33.560
21 Richard POTTERTON	01:30.470	75 David COTTRELL	01:31.320
50 Elliott HOPKINS	01:27.940	39 Peter GREGORY	01:29.340
25 Ivan TURNER	01:27.150	47 Ankit LOVE	01:27.780
88 David LAVINGTON	01:26.320	71 James CONYERS	01:26.830
99 Gethin JONES	01:26.030	85 Tony DOWSON	01:26.100
32 Niall McCARTHY	01:24.600	42 John TOWNSHEND	01:24.870
46 Miles SOUTHERTON	01:24.160	55 Peter STUDER	01:24.530
5 Ian BUXTON	01:23.580	38 John STAPLETON	01:24.030
10 Steve OUGH	01:23.020	17 Graham KIDDY	01:23.170
87 Warren SMITH	01:22.900	33 Ryan LINDSAY	01:22.960
94 Peter BELSEY	01:22.610	48 Tim PROBERT	01:22.830
9 Stephen GLASSWELL	01:21.560	15 Paul SMITH	01:21.640
2 Jake OLIVEIRA	01:20.830	8 Ben EVANS	01:21.530
3 Daniel HANDS	01:20.230	22 Jamie CONYERS	01:20.260

POLE

RACE GRID

750 Motor Club Kit Car Championship

Race 4

ROW 12	27 01:27.610 Dave ROBERTS	28 01:47.370 Natalie HARDY
ROW 11	69 01:26.780 Nick CRADDOCK	55 01:27.220 John SAMPSON
ROW 10	49 01:25.230 Tony GAUNT	47 01:25.900 Bruce BROWN
ROW 9	20 01:24.750 Nigel BROWN	67 01:25.100 Charles STERLING
ROW 8	51 01:23.650 Brian SMITH	41 01:23.960 Darren SANSUM
ROW 7	32 01:23.400 Paul COOPER	61 01:23.440 Anton LANDON
ROW 6	9 01:23.090 Ian KEMPSON	23 01:23.100 Paul HARVEY
ROW 5	82 01:21.510 Rob JOHNSTON	26 01:22.220 Jason STIRZAKER
ROW 4	12 01:21.440 Steve OWEN	33 01:21.450 Stephen WARD
ROW 3	8 01:20.040 Steve TAYLOR	90 01:20.630 Simon CHILDS
ROW 2	11 01:19.860 Mark CONROY	31 01:19.900 Jim GOODWIN
ROW 1	3 01:19.120 Gary GOODYEAR	1 01:19.820 Andy HILEY
POLE		

RACE GRID

750 Motor Club Locost Championship

Race 5

ROW 18			
ROW 17	67 01:51.480 Ernie GUSHLOW		
ROW 16		65 01:38.510 Sean GRAHAM	59 01:39.160 Carl PICKERING
ROW 15	29 01:38.260 Kirr LAWSON		68 01:38.480 Andy POINTER
ROW 14		51 01:38.030 Alastair ECCLESFIELD	78 01:37.350 Richard PEARSON
ROW 13	48 01:34.990 David HILTON		62 01:35.780 Suzanne COOMBER
ROW 12		53 01:34.120 Mark COGLE	34 01:34.400 Sam BROUGH
ROW 11	57 01:33.140 Mike LEAR		87 01:33.360 Daniel SIBBONS
ROW 10		54 01:32.370 David MORROW	77 01:32.830 James PINKERTON
ROW 9	71 01:31.460 Victoria PICKLES		8 01:31.610 Nick LEAR
ROW 8		66 01:30.930 Spencer KEMSLEY	39 01:31.250 Steve EVANS
ROW 7	73 01:30.640 Mark WHITE		44 01:30.870 Gary PARKES
ROW 6		46 01:30.480 Kevin LUCAS	83 01:30.820 Paul PRESGRAVES
ROW 5	31 01:30.160 Samir ABID		17 01:30.330 Ed PITHER
ROW 4		43 01:29.590 Simon WOOD	36 01:30.150 Mark GLOVER
ROW 3	10 01:29.320 David BARTHOLOMEW		9 01:29.500 Alastair GARRATT
ROW 2		6 01:28.980 Aaron BAILEY	11 01:29.300 Richard JENKINS
ROW 1	1 01:28.200 Declan McDONNELL		21 01:28.850 Jason GIBBONS
POLE			

RACE GRID

750 Motor Club Formula 4 Championship

Race 6

37	Jonathan CLEMENTS	01:33.540
-----------	-------------------	-----------

56	Bryn TOOTELL	01:19.180
-----------	--------------	-----------

55	Paul HEAVEY	01:18.100
-----------	-------------	-----------

21	Clive YORATH	01:16.990
-----------	--------------	-----------

23	Jonathan WESTON-TAYL	01:15.780
-----------	----------------------	-----------

99	Charles ADRIAN	01:14.920
-----------	----------------	-----------

38	Gavin HALLS	01:14.190
-----------	-------------	-----------

76	Miguel PINTO-COELHO	01:13.450
-----------	---------------------	-----------

77	Steve SAVAGE	01:13.080
-----------	--------------	-----------

6	Malcolm SCOTT	01:11.800
----------	---------------	-----------

POLE

22	Michael WEBBER	01:19.250
-----------	----------------	-----------

16	Simon EMMERSON	01:18.500
-----------	----------------	-----------

34	Jennifer SCOTT	01:17.440
-----------	----------------	-----------

42	Richard HYPHER	01:16.500
-----------	----------------	-----------

31	Erwin SMIECH	01:15.120
-----------	--------------	-----------

69	Lee CUNNINGHAM	01:14.460
-----------	----------------	-----------

29	Chris TIMMS	01:13.540
-----------	-------------	-----------

1	Chris LEWIS	01:13.230
----------	-------------	-----------

9	Chris KITE	01:12.420
----------	------------	-----------

RACE GRID

Allcomers

Race 8

ROW 14	118 01:39.070 Dan KITCHENER	
ROW 13	6 01:36.250 Richard MCKOEN	3 01:36.300 George STODDART
ROW 12	9 01:31.930 Rob HORSFIELD	33 01:35.300 Rowland WOOLLEY
ROW 11	58 01:31.120 Steve LUMLEY	12 01:31.230 Gordon MILNER
ROW 10	25 01:30.500 Tony CARPENTER	1 01:31.100 Patrick MORTELL
ROW 9	28 01:26.880 John HEWAT	44 01:28.570 Judy DERISLEY
ROW 8	23 01:24.270 Carl WOODWISS	169 01:26.690 Nick CRADDOCK
ROW 7	41 01:21.700 Neil CONSTABLE-BERRY	63 01:22.340 Colin CHAPMAN
ROW 6	18 01:21.410 Mark FALCO	50 01:21.610 Tim HOVERD
ROW 5	14 01:20.820 Fiona JAMES	31 01:20.880 Andy WATERS
ROW 4	8 01:20.350 Paul ROGERS	10 01:20.400 Jack MIDDLETON
ROW 3	69 01:17.880 Kevin WILLIAMS	2 01:19.500 Josh SMITH
ROW 2	95 01:13.320 Richard STABLES	37 01:16.780 Bill HENDERSON
ROW 1	11 01:12.170 Jonathan WRIGHT	24 01:12.730 Paul STEELE
POLE		

RACE GRID

750 Motor Club Formula Vee Championship

Race 9 - Heat

30 Chris WILSHER	01:35.310	6 John HUGHES	-
57 Peter DUNNE	01:33.270	23 Steve ROBBINS	01:34.220
75 David COTTRELL	01:31.450	21 Richard POTTERTON	01:31.580
39 Peter GREGORY	01:29.500	47 Ankit LOVE	01:29.980
25 Ivan TURNER	01:27.650	50 Elliott HOPKINS	01:28.890
71 James CONYERS	01:26.860	88 David LAVINGTON	01:26.920
85 Tony DOWSON	01:26.400	99 Gethin JONES	01:26.680
5 Ian BUXTON	01:24.880	38 John STAPLETON	01:25.640
55 Peter STUDER	01:24.770	42 John TOWNSHEND	01:24.870
46 Miles SOUTHERTON	01:24.350	32 Niall McCARTHY	01:24.640
87 Warren SMITH	01:23.430	17 Graham KIDDY	01:23.490
94 Peter BELSEY	01:23.290	10 Steve OUGH	01:23.300
48 Tim PROBERT	01:23.020	33 Ryan LINDSAY	01:23.150
15 Paul SMITH	01:22.140	9 Stephen GLASSWELL	01:22.370
2 Jake OLIVEIRA	01:21.090	8 Ben EVANS	01:21.660
22 Jamie CONYERS	01:20.350	3 Daniel HANDS	01:20.380

POLE

RACE GRID

750 Motor Club Kit Car Championship

Race 10

ROW 12	27 01:27.940 Dave ROBERTS	28 01:47.570 Natalie HARDY
ROW 11	69 01:27.210 Nick CRADDOCK	55 01:27.510 John SAMPSON
ROW 10	67 01:26.170 Charles STERLING	47 01:26.840 Bruce BROWN
ROW 9	20 01:24.760 Nigel BROWN	49 01:26.130 Tony GAUNT
ROW 8	51 01:24.450 Brian SMITH	41 01:24.500 Darren SANSUM
ROW 7	61 01:23.980 Anton LANDON	32 01:24.120 Paul COOPER
ROW 6	9 01:23.280 Ian KEMPSON	23 01:23.570 Paul HARVEY
ROW 5	12 01:22.020 Steve OWEN	26 01:22.480 Jason STIRZAKER
ROW 4	33 01:21.550 Stephen WARD	82 01:21.740 Rob JOHNSTON
ROW 3	8 01:20.100 Steve TAYLOR	90 01:20.900 Simon CHILDS
ROW 2	31 01:20.070 Jim GOODWIN	11 01:20.060 Mark CONROY
ROW 1	3 01:19.280 Gary GOODYEAR	1 01:19.870 Andy HILEY
POLE		

RACE GRID

750 Motor Club Locost Championship

Race 11

ROW 18			
ROW 17	67 02:04.500 Ernie GUSHLOW		
ROW 16		65 01:40.180 Sean GRAHAM	59 01:40.620 Carl PICKERING
ROW 15	29 01:38.350 Kit LAWSON		68 01:38.800 Andy POINTER
ROW 14		62 01:36.660 Suzanne COOMBER	78 01:37.710 Richard PEARSON
ROW 13	48 01:35.620 David HILTON		51 01:36.320 Alastair ECCLESFIELD
ROW 12		87 01:34.530 Daniel SIBBONS	53 01:34.700 Mark GOGLE
ROW 11	57 01:34.110 Mike LEAR		34 01:34.500 Sam BROUGH
ROW 10		54 01:32.650 David MORROW	77 01:32.870 James PINKERTON
ROW 9	8 01:31.660 Nick LEAR		71 01:32.300 Victoria PICKLES
ROW 8		39 01:31.310 Steve EVANS	66 01:31.330 Spencer KEMSLEY
ROW 7	83 01:30.910 Paul PRESGRAVES		21 01:31.200 Jason GIBBONS
ROW 6		73 01:30.740 Mark WHITE	44 01:30.910 Gary PARKES
ROW 5	17 01:30.610 Ed PITHER		31 01:30.730 Samir ABID
ROW 4		36 01:30.390 Mark GLOVER	46 01:30.520 Kevin LUCAS
ROW 3	11 01:29.670 Richard JENKINS		9 01:29.830 Alastair GARRATT
ROW 2		10 01:29.330 David BARTHOLOMEW	43 01:29.600 Simon WOOD
ROW 1	1 01:28.420 Declan McDONNELL		6 01:29.090 Aaron BAILEY
POLE			

RACE GRID

750 Motor Club Formula 4 Championship

Race 12

37	Jonathan CLEMENTS	01:34.570
-----------	-------------------	-----------

56	Bryn TOOTELL	01:19.590
-----------	--------------	-----------

55	Paul HEAVEY	01:18.450
-----------	-------------	-----------

21	Clive YORATH	01:17.040
-----------	--------------	-----------

42	Richard HYPHER	01:16.520
-----------	----------------	-----------

99	Charles ADRIAN	01:14.940
-----------	----------------	-----------

38	Gavin HALLS	01:14.460
-----------	-------------	-----------

76	Miguel PINTO-COELHO	01:13.630
-----------	---------------------	-----------

77	Steve SAVAGE	01:13.120
-----------	--------------	-----------

6	Malcolm SCOTT	01:12.530
----------	---------------	-----------

POLE

22	Michael WEBBER	01:19.610
-----------	----------------	-----------

16	Simon EMMERSON	01:18.510
-----------	----------------	-----------

34	Jennifer SCOTT	01:17.480
-----------	----------------	-----------

23	Jonathan WESTON-TAYL	01:16.680
-----------	----------------------	-----------

31	Erwin SMIECH	01:15.270
-----------	--------------	-----------

69	Lee CUNNINGHAM	01:14.690
-----------	----------------	-----------

29	Chris TIMMS	01:13.910
-----------	-------------	-----------

1	Chris LEWIS	01:13.300
----------	-------------	-----------

9	Chris KITE	01:12.740
----------	------------	-----------

RACE GRID

MDS Battery RGB Championship

Race 13

ROW 12		44 01:44.840 Judi DERISLEY		25 01:49.930 Tony CARPENTER
ROW 11	61 01:41.190 Mike ALLEN		28 01:43.770 Julius BATES	
ROW 10		41 01:38.680 Neil CONSTABLE-BERRY		14 01:39.240 Doug CARTER
ROW 9	88 01:37.790 Richard WISE		22 01:38.550 Josh SMITH	
ROW 8		13 01:36.840 David WALE		31 01:37.310 Chris ANSETT
ROW 7	16 01:35.630 Matt ROWE		99 01:35.680 Steve ROBINSON	
ROW 6		63 01:35.310 Colin CHAPMAN		33 01:35.420 Alastair BOULTON
ROW 5	50 01:34.580 Tim HOVERD		8 01:34.720 Paul ROGERS	
ROW 4		4 01:33.930 Derek JONES		34 01:34.430 Colin DUCE
ROW 3	6 01:33.200 Mike FIELD		9 01:33.430 John CUTMORE	
ROW 2		12 01:32.520 Mike ATKINSON		38 01:32.750 Martin BROOKS
ROW 1	52 01:28.610 Rob BALDWIN		75 01:32.480 Gordon GRIFFIN	
POLE				


RACE GRID

750 Motor Club Formula Vee Championship

Race 14 - Final

ROW 14	30 Chris WILSHER	
ROW 13	23 Steve ROBBINS	71 James CONYERS
ROW 12	85 Tony DOWSON	47 Ankit LOVE
ROW 11	32 Niall McCARTHY	50 Elliott HOPKINS
ROW 10	21 Richard POTTERTON	88 David LAVINGTON
ROW 9	6 John HUGHES	46 Miles SOUTHERTON
ROW 8	33 Ryan LINDSAY	38 John STAPLETON
ROW 7	87 Warren SMITH	42 John TOWNSHEND
ROW 6	17 Graham KIDDY	10 Steve OUGH
ROW 5	48 Tim PROBERT	94 Peter BELSEY
ROW 4	5 Ian BUXTON	9 Stephen GLASSWELL
ROW 3	3 Daniel HANDS	2 Jake OLIVEIRA
ROW 2	1 Sam OLIVEIRA	14 James BIRCH
ROW 1	11 Martin FARMER	66 Martin GALPIN

POLE



AMENDED GRID. No reserves due to insufficient finishers in heat.

RACE GRID

750 Motor Club Bike-Sports Series

Race 15

ROW 12			
ROW 11	53 01:40.560 Verity BANKS		
ROW 10		21 01:32.200 Kevin GOATER	8 01:33.470 Mark FALCO
ROW 9	28 01:29.040 Andrew HARWOOD		23 01:31.000 Ian MOORE
ROW 8		69 01:28.160 Dustin BARNES	14 01:28.240 Fiona JAMES
ROW 7	12 01:26.960 Graham MILLER		37 01:27.350 Bill HENDERSEN
ROW 6		33 01:25.630 Marcos BURNETT	32 01:26.930 Paul LE MAITRE
ROW 5	27 01:24.410 Jean PARKER		31 01:24.900 Barry MARKS
ROW 4		30 01:23.140 Simon FORD	6 01:23.300 Mark ABBOTT
ROW 3	130 01:21.990 Jon-Paul IVEY		11 01:22.140 Paul TRAYHURN
ROW 2		95 01:19.830 Richard STABLES	46 01:21.610 Sheridan BELL
ROW 1	1 01:16.840 Jonathan WRIGHT		24 01:18.560 Paul STEELE
POLE			

RACE GRID

Toyota MR2 Challenge

Race 16

ROW 20			
ROW 19	35 01:39.720 Rob JEFFRIES		88 01:39.920 Steve WOOLFE
ROW 18		3 01:38.620 George STODDART	26 01:39.040 Arron PULLAN
ROW 17	22 01:37.480 Rosa STONER		59 01:38.220 Ivan THOMAS
ROW 16		23 01:37.190 Sarah WHERRY	38 01:37.390 David BRYANT
ROW 15	31 01:36.940 Christopher DUNNETT		40 01:37.040 David BLOCK
ROW 14		14 01:36.500 Karen PHILLIPS	13 01:36.640 David CROSS
ROW 13	37 01:35.990 Jason JESSE		24 01:36.040 Jorge CALADO
ROW 12		62 01:35.740 Sam HARE	98 01:35.940 Hugh GILMOUR
ROW 11	18 01:35.710 David HENDERSON		7 01:35.730 Robert HOWES
ROW 10		16 01:35.390 Paul BARKER	51 01:35.560 Adam LOCKWOOD
ROW 9	4 01:34.960 Nick JONES		34 01:35.150 Nigel BUTTFIELD
ROW 8		50 01:34.400 Bradley PHILPOT	79 01:34.550 Jonathan GRIMES
ROW 7	6 01:33.660 Clive MORPHETT		17 01:34.030 John WILSON
ROW 6		9 01:33.100 Rob HORSFIELD	99 01:33.650 Arthur GILMOUR
ROW 5	66 01:32.430 Anthony DAY		32 01:32.920 Neil GLYNN
ROW 4		21 01:32.040 Andrew HUTCHINSON	73 01:32.300 Mark JESSOP
ROW 3	81 01:31.840 Adam LITCHFIELD		12 01:31.950 Gordon MILNER
ROW 2		33 01:30.740 Rowland WOOLEY	1 01:31.410 Patrick MORTELL
ROW 1	11 01:30.240 David LITCHFIELD		58 01:30.550 Steve LUMLEY

POLE

RACE GRID

Strata 21 MGCC BCV8 Championship

Race 17

ROW 12	5 01:37.270 Brian SMETHURST	2 01:38.280 Ian LONGHURST
ROW 11	6 01:34.010 Richard McKOEN	10 01:37.220 Terry SAVORY
ROW 10	40 01:31.790 Howard GRUNDON	1 01:32.840 Rob MUJIR
ROW 9	4 01:31.380 Ken DEAMER	22 01:31.430 Bob LUFF
ROW 8	82 01:30.460 Andrew RILEY	58 01:30.860 Ian PRIOR
ROW 7	53 01:28.910 Kevin SWANN	38 01:30.180 Simon CRIPPS
ROW 6	33 01:26.760 Max CAWTHORN	37 01:26.670 Barry HOLMES
ROW 5	44 01:24.730 Peter SAMUELS	45 01:25.740 Mike HARRIS
ROW 4	51 01:23.170 Russell McCARTHY	35 01:24.410 Tom JONES
ROW 3	73 01:21.430 Piers TOWNSEND	83 01:22.110 Phil WALKER
ROW 2	96 01:16.910 Paul SIBLEY	78 01:20.370 Joe PARRINGTON
ROW 1	94 01:16.200 John WILSON	97 01:16.210 Adrian BEER
POLE		

RACE GRID

MDS Battery RGB Championship

Race 18

ROW 12	44 01:47.200 Judi DERISLEY	25 01:50.260 Tony CARPENTER
ROW 11	61 01:42.930 Mike ALLEN	28 01:44.010 Julius BATES
ROW 10	22 01:40.440 Josh SMITH	14 01:42.290 Doug CARTER
ROW 9	88 01:38.760 Richard WISE	41 01:39.860 Neil CONSTABLE-BERRY
ROW 8	31 01:37.650 Chris ANSETT	13 01:37.700 David WALE
ROW 7	33 01:36.690 Alastair BOULTON	16 01:36.730 Matt ROWE
ROW 6	4 01:36.010 Derek JONES	99 01:36.420 Steve ROBINSON
ROW 5	8 01:35.270 Paul ROGERS	63 01:35.720 Colin CHAPMAN
ROW 4	34 01:34.440 Colin DUCE	50 01:35.110 Tim HOVERD
ROW 3	6 01:33.940 Mike FIELD	9 01:34.140 John CUTMORE
ROW 2	38 01:33.350 Martin BROOKS	75 01:33.640 Gordon GRIFFIN
ROW 1	52 01:29.700 Rob BALDWIN	12 01:32.670 Mike ATKINSON
POLE		

RACE GRID

750 Motor Club Bike-Sports Series

Race 19

ROW 12			
ROW 11	53 01:44.250 Verity BANKS		
ROW 10		21 01:34.470 Kevin GOATER	8 01:42.880 Mark FALCO
ROW 9	14 01:29.520 Fiona JAMES		23 01:31.120 Ian MOORE
ROW 8		69 01:29.170 Dustin BARNES	28 01:29.240 Andrew HARWOOD
ROW 7	37 01:27.460 Bill HENDERSEN		32 01:28.370 Paul LE MAITRE
ROW 6		33 01:28.030 Marcos BURNETT	12 01:27.400 Graham MILLER
ROW 5	31 01:25.250 Barry MARKS		27 01:25.540 Jean PARKER
ROW 4		6 01:23.690 Mark ABBOTT	46 01:23.770 Sheridan BELL
ROW 3	11 01:22.630 Paul TRAYHURN		30 01:23.610 Simon FORD
ROW 2		95 01:20.260 Richard STABLES	130 01:22.610 Jon-Paul IVEY
ROW 1	1 01:18.200 Jonathan WRIGHT		24 01:19.250 Paul STEELE
POLE			

RACE GRID

Toyota MR2 Challenge

Race 20

ROW 20			
ROW 19	26 01:40.830 Arron PULLAN		88 01:40.880 Steve WOOLFE
ROW 18		35 01:39.890 Rob JEFFRIES	59 01:39.950 Ivan THOMAS
ROW 17	24 01:38.430 Jorge CALADO		3 01:38.890 George STODDART
ROW 16		22 01:38.010 Ross STONER	38 01:38.020 David BRYANT
ROW 15	40 01:37.640 David BLOCK		14 01:37.780 Karen PHILLIPS
ROW 14		4 01:37.290 Nick JONES	23 01:37.460 Sarah WHERRY
ROW 13	31 01:37.230 Christopher DUNNETT		13 01:37.230 David CROSS
ROW 12		37 01:36.390 Jason JESSE	62 01:36.670 Sam HARE
ROW 11	51 01:36.350 Adam LOCKWOOD		98 01:36.380 Hugh GILMOUR
ROW 10		34 01:36.120 Nigel BUTTFIELD	18 01:36.290 David HENDERSON
ROW 9	16 01:35.920 Paul BARKER		7 01:35.980 Robert HOWES
ROW 8		50 01:34.520 Bradley PHILPOT	79 01:35.470 Jonathan GRIMES
ROW 7	6 01:33.940 Clive MORPHETT		17 01:34.500 John WILSON
ROW 6		66 01:33.830 Anthony DAY	99 01:33.900 Arthur GILMOUR
ROW 5	1 01:33.460 Patrick MORTELL		9 01:33.710 Rob HORSFIELD
ROW 4		21 01:32.600 Andrew HUTCHINSON	32 01:33.090 Neil GLYNN
ROW 3	73 01:32.460 Mark JESSOP		81 01:32.530 Adam LITCHFIELD
ROW 2		58 01:31.950 Steve LUMLEY	12 01:32.430 Gordon MILNER
ROW 1	11 01:30.560 David LITCHFIELD		33 01:31.140 Rowland WOOLEY

POLE