


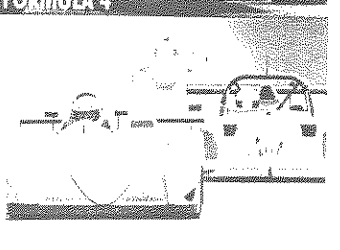








# National Championship Car Race Meeting

OFFICIAL PROGRAMME - PRICE £7.50



STOCK HATCH

FRONT



FORMULA VEE

GOLF GTI

FORMULA 4



BrandsHatch

19<sup>th</sup> & 20<sup>th</sup> April '08

## Programme Amendments

Brands Hatch 19 - 20 Apr 2008

Please add the following

Formula	No	Cls	Driver	Car
Bike-Sports	26	C	Mark Boot	Radical Clubsport
Formula 4	44	C	Phil Burrows	Mygale SJ01
Formula Vee	61		William Burnett	Storm
MR2	19	A	Craig Robertson	Toyota MR2 Mk2
SAXMAX	6		James Rooker-Edwards	Citroen Saxo VTR
	34		Joe Ferguson	Citroen Saxo VTR
	44		Abbie Eaton	Citroen Saxo VTR
Stock Hatch	17	B	Adam Cast	Fiesta XR2
	20		Gareth Wright	Peugeot 106 XSi
	67	B	Jason Cox	Fiesta XR2

Please delete the following

Formula	No	Cls	Driver	Car
MG Midget	4	B	Ian Woodbridge	MG Midget
MR2	87	B	Richard Weaving	Toyota MR2 Mk2
RGB	28	C	Steve Wiseman	Fisher Fury



This meeting is held under the General Regulations of the MSA (incorporating the provisions of the International Sporting Code of the FIA) and the Supplementary Regulations, Final Instructions and any written instructions which the Organisers issue for the race meeting. **MSA Permits: 44819 & 44820.**

### RACE MEETING OFFICIALS

MSA STEWARD  
R.M.Miles

CLERKS OF COURSE  
V.Ayres  
A.Cox I.Thompson

CLUB STEWARDS  
TBA

TIMEKEEPERS  
T.Stevens (Chief)  
A.Stevens S.Driver

SCRUTINEERS  
D.F.D.Smith (Chief)  
G.Deacon H.Downes  
R.Blackmore V.Eacott  
A.Johnson A.Meekins

INCIDENT OFFICER  
A.Bennett

CHIEF MARSHAL  
P.Harding

RACE RESCUE UNIT/S  
750 Motor Club

COMMENTATOR  
M.Pye

SECRETARY  
OF THE MEETING  
Robin Knight

MARSHALS  
750 Motor Club  
BMMC & friends

BREAKDOWN UNITS  
D & G Cars

CHILD PROTECTION  
OFFICER - V.Ayres

### APPROXIMATE TIMETABLE

Saturday 19 <sup>th</sup> April		Practice
1	750MC MR2 Championship	9.00
2	750MC Golf GTI Championship	9.25
3	750MC Formula 4 Championship	9.50
4	Polleysport/Yokohama SAXMAX Championship - untimed	10.15
5	750MC Formula Vee Championship - session A	10.40
6	750MC Formula Vee Championship - session B	11.05
7	MG Midget Challenge	11.30
8	AB Performance RGB Championship	11.55
9	Polleysport/Yokohama SAXMAX Championship	12.20
Races (* = green flag lap)		Time
1	750MC MR2 Championship	1.30
2	750MC Golf GTI Championship	2.00
3	750MC Formula 4 Championship*	2.30
4	750MC Formula Vee Championship - Heat*	2.55
5	Polleysport/Yokohama SAXMAX Championship	3.25
6	MG Midget Challenge*	3.55
7	AB Performance RGB Championship	4.20
8	750MC Formula 4 Championship ( <i>Snetterton replacement</i> )*	4.50
9	750MC Formula Vee Championship - Final*	5.20
Sunday 20 <sup>th</sup> April		Practice
1	Cambridge Race Car Bike-Sports Championship	10.00
2	Strata 21 MGCC BCV8 Championship	10.25
3	Demon Tweeks/Yokohama Stock Hatch Championship - A	10.50
4	Demon Tweeks/Yokohama Stock Hatch Championship - B	11.20
5	Polleysport/Yokohama SAXMAX Championship	11.45
Races (* = green flag lap)		Time
10	750MC Formula Vee Championship - Heat*	12.10
11	MG Midget Challenge*	12.40
12	AB Performance RGB Championship*	1.05
Lunchbreak		
13	750MC Formula Vee Championship - Final*	2.20
14	Cambridge Race Car Bike-Sports Championship*	2.45
15	Strata 21 MGCC BCV8 Championship*	3.15
16	Demon Tweeks/Yokohama Stock Hatch Championship - Heat	3.45
17	Polleysport/Yokohama SAXMAX Championship	4.10
18	Cambridge Race Car Bike-Sports Championship*	4.40
19	Strata 21 MGCC BCV8 Championship*	5.10
20	Demon Tweeks/Yokohama Stock Hatch Championship - Final	5.35

The organisers reserve the right, with the permission of the Stewards of the Meeting and/or the Clerk of Course, to change the order in which events are run and to postpone, cancel or abandon the meeting or any part thereof.

**Race 1****13 mins + 1 lap****750 Motor Club Toyota MR2 Championship**

The 750 Motor Club Toyota MR2 Championship is new for 2008 & is for production based sports cars run as near standard specification as possible allowing for safety requirements. There are separate classes. Class A for the Mk1 and class B for the Mk2. Very few modifications from standard are allowed to keep costs down and maintain its aims as a budget series. All cars run on a control Toyo tyre and there are minimum weights in classes to even out the performance.

No	Cls	Driver	Car details	ccs	Hometown
1	B	Patrick Mortell	Toyota MR2 Mk2	2000	Kenilworth
2	B	Rowland Woolley	Toyota MR2 Mk2	1800	Lutterworth
4	B	Nick Jones	Toyota MR2 Mk2	1800	Solihull
5	B	Lee Bullock	Toyota MR2 MK2	1600	Burton-On-Trent
6	B	Clive Morphett	Toyota MR2 MK2	2000	Nottingham
7	B	John Wilson	Toyota MR2 Mk2	1600	Worcester
8	B	Andy Winterton	Toyota MR2 MK2	2000	Stamford
9	B	Ross Hill	Toyota MR2	1600	Oxford
10	B	Alan Henderson	Toyota MR2 MK2	1800	Stanley
11	B	David Litchfield	Toyota MR2 Mk2	1600	London
12	B	Phil Wilson	Toyota MR2 Mk2	2000	Beaconsfield
14	B	Rob Horsfield	Toyota MR2 Mk2	1600	Salisbury
15	A	David Rowe	Toyota MR2 Mk1	1600	Holsworthy
17	B	Marcus Mahy	Toyota MR2 Mk2	1800	Mayenne
18	B	David Henderson	Toyota MR2 Mk2	1800	Stanley
21	A	Ben Rowe	Toyota MR2 Mk1	1600	Holsworthy
27	B	Dallas Jackson	Toyota MR2	2000	Wickford
28	B	Zac Chapman	Toyota MR2	1600	Wareham
42	B	Chris Stewart	Toyota MR2 MK2	2000	Saxmundham
57	A	Toni Gladding	Toyota MR2 Mk1	1600	Harpenden
58	B	Steve Lumley	Toyota MR2 MK2	1800	Bury St. Edmunds
64	B	Matthew Marsh	Toyota MR2 MK2	1600	Northampton
73	B	Mark Jessop	Toyota MR2 Mk2	1600	Market Rasen
79	A	Jonathan Grimes	Toyota MR2 Mk1	1600	Ascot
80	B	Adam Litchfield	Toyota MR2 Mk2	1600	Woking
87	B	Richard Weaving	Toyota MR2 MK2	1600	Launceston
88	B	Alric Kitson	Toyota MR2 Mk2	1600	Scunthorpe
89	B	David Weaving	Toyota MR2 MK2	2000	Launceston
94	B	Paul Coombs	Toyota MR2	1600	Dartford
95	B	Anthony Day	Toyota MR2 Mk2	1600	Thame
98	A	Hugh Gilmour	Toyota MR2 Mk1	1600	London
99	A	Arthur Gilmour	Toyota MR2 Mk1	1600	King's Lynn



## Race 2

13 mins + 1 lap

# 750 Motor Club Golf GTI Championship

During 2007, the 750 Motor Club ran a series of races for the Mk2 VW Golf GTI as a 'trial' for a future championship. Interest in the series and the number of competitors were sufficient to allow the Club to be granted championship status for 2008, which is an exceptionally short gestation period in racing terms. Both the 8 valve (class 1) and 16 valve (class 2) versions are eligible and run to minimum weights. Tuning is very restricted – a 'control' Newman camshaft, 'control' Toyo tyres, uprated suspension, standard gearbox – and the racing is close.

No	Cls	Driver	Car details	ccs	Hometown
4	1	Luke Wales	VW Golf Mk2	1800	Thetford
6	2	Alistair Sedwell	VW Golf Mk2	1800	Oxford
7	1	John Mawdsley	Vw Golf GTi	1800	Wirral
9	1	Susanna Kenniston	VW Golf GTi	1800	Thame
10	2	James Colbourne	VW Golf Mk2	1800	Bristol
11	2	Jake Johnson	VW Golf Mk2	1800	Saddington
13	2	Oliver Wilton	VW Golf Mk2	1800	Stroud
14	1	Jamie Butcher	VW Golf Mk2	1800	Abingdon
15	2	Scott Gibbins	VW Golf GTi	1800	Cranbrook
16	1	Steven Kaudeur	VW Golf	1800	Northampton
17	1	Adam Stevenson	VW Golf MK2	1800	Derby
18	2	Ian Ward	VW Golf GTi	1800	Poole
19	2	Dave Lockhart	VW Golf Mk2	1800	Herne Bay
21	2	Martyn Brown	VW Golf Mk2	1800	King's Lynn
25	2	Gavin Drake	VW Golf Mk2	1800	Bristol
26	2	Michael Thurston	VW Golf	1800	High Wycombe
27	1	Craig Roberts	VW Golf Mk2	1800	
28	2	Adrian Ward	VW Golf GTi	1800	Bournemouth
29	2	Adam Hance	VW Golf Gti Mk2	1800	Milton Keynes
30	2	Andy Stenning	VW Golf MK2	1800	Pewsey
31	1	Nick Porter	VW Golf Nk2	1800	Wimbourne
33	1	Gemma Hampshire	VW Golf Mk2	1800	Derby
37	2	Jamie Packham	VW Golf Mk2	1800	Henley-On-Thames
41	2	Ian Carvell	VW Golf GTi	1800	Daventry
43	2	Christopher Petto	Golf GTi MkII	1800	King's Lynn
47	1	Andrew Walker	VW Golf GTi	1800	Warwick
58	2	Frank Arthur	VW Golf Mk2	1800	Sandy
64	1	Kevin Glover	VW Golf Mk2	1800	Stamford
65	1	Luke Schlewitz	VW Golf Mk2	1781	Spalding
68	2	Verity Young	VW Golf Gti Mk2	1600	Woodbridge
70	2	Anthony Marlow	VW Golf Mk2	1800	Northampton
99	1	Pete Appleyard	VW Golf GTi	1600	Swadlincote



**Races 3 & 8\***

**13 mins + 1 lap**

## **750 Motor Club Formula 4 Championship**

Single seaters running in 3 classes.  
Class A: Cars built after 1/1/95 plus F3 derived cars.  
Class B: Cars built before 1/1/95.  
Class C: Formula Ford Zetec.  
Engines: Ford CVH, Ford 1800 Zetec in both FF Zetec and modified form, motorcycle engines, Pinto & VW Polo.  
All classes are limited to 4-speed (or standard box in the bike-engined cars) plus mandatory reverse; these are racing gearboxes with freedom of choice of ratios.  
Avon control compound slicks; wets are free.

No	Cls	Driver	Car details	ccs	Hometown
1*	A	Steve Savage	Van Diemen RF08	1800	Bury St. Edmunds
2*	A	Chris Kite	Dallara 493	1800	Bracknell
3*	A	Malcolm Scott	Van Diemen RF00	1800	Upminster
5*	A	Jonathan Weston-Taylor	Mygale US 2000	1800	Chesterfield
8*	B	Clive Yorath	Reynard SF84	1000	Cheltenham
9	B	Mike Webber	Magnum F4B	1800	Gosport
10*	A	Jennifer Scott	Van Diemen RF99	1800	Barking
11*	A	Barry Pritchard	Van Diemen RF01	1800	Attleborough
19*	C	Matthew Wood	Mygale	1800	Chislehurst
24*	C	Richard Mendoza	Mygale	1800	Loughton
26*	A	Andrew Minnett	Van Diemen	1800	Penrith
27*	A	Jeremy Walker	Van Dieman	1800	Bedford
28	C	Matt Hayes	Jamun M97Z	1800	Dover
29*	A	Chris Timms	Mygale 2000US	1800	Tamworth
31	C	Mark Edwards	Mygale	1800	Guildford
36*	C	Oliver Sirrell	Van Dieman	1800	Coalville
37*	A	Jonathan Clements	Ralt RT30	1600	Norwich
39	C	James Harris	Mygale SJ00	1800	Colchester
43*	A	John Roberts	Van Diemen	1800	Harrogate
55*	A	Peter Allen	Van Diemen RF00	1796	Brentwood
56*	C	Bryn Tootell	Van Diemen RF	1800	Milnrow
57	A	Simon Emmerson	Ray	1800	Adderbury
58*	A	David Shelton	Van Diemen RF95	2000	Somercoates
64	C	John Whitbourn	Ray GRS02	1800	Burgess Hill
69*	A	Lee Cunningham	Van Dieman	1800	Weybridge
88*	A	David Marshall	Van Dieman RF00	1800	Manchester
91	B	David Healey	Delta T92	1600	Worcester
99	B	Charles Adrian	Van Diemen RF93	1800	Worcester

The drivers whose number is followed by a \* are taking part in Race 8, which is a replacement for the race which was cancelled on 16<sup>th</sup> March at Snetterton due to adverse weather conditions. The grid for that race will be the one which was to have been used for that original race.



Races 4/9 & 10/13

13 mins + 1 lap

## 750 Motor Club Formula Vee Championship


The 750 Motor Club Formula Vee championship is ideal for beginner and 'expert' alike, looking for competitive single seater racing on a low budget. It has been run by the 750 Motor Club since 1980 and is probably the cheapest way to go single seater racing in the UK. Engine, gearbox and much of the suspension and braking system is from the VW 1300 Beetle and this, along with a Dunlop 'control' tyre puts the emphasis on driver ability to win races.



No	Cls	Driver	Car details	ccs	Hometown
3		Daniel Hands	GAC 001	1300	Bicester
7		Ian Buxton	Gac	1300	Leek
10		Jamie Conyers	GAC 03	1300	Mirfield
21		Richard Potterton	Scarab Mk2	1300	Scunthorpe
23		Sam Engineer	Sheane Mk1	1300	Bedford
25		Jason Mills	GAC 03	1300	Cranleigh
26		Peter Andrews	Sheane Mk2	1300	Birmingham
27		John Hughes	scarab MK5	1300	Bristol
29	B	Martin Luton	Sheane Mk2	1300	Fleet
36	B	Tim Hill	Sheane Mk3	1300	Daventry
40		Charlie Reilly	Sheane	1300	Danbury
41	B	Cormac Munnely	AHS Challenger	1300	London
42		John Townshend	Sheane Mk2	1300	Colchester
44		Paul Smith	GAC 02	1300	Grays
45		Graham Kiddy	Ray Bowles	1300	Cambridge
54		Adrian Weston	Leastone	1300	Farnham
57		Peter Dunne	Sheane	1300	Aldershot
74		Angus Mayhew	Scarab Mk2	1300	Fordingbridge
77		Fernando Gaspar	AHS Challenger	1300	Aldeia De Yubo
93		Alan Forster	Scarab Mk3	1300	Burton-On-Trent
94		Peter Belsey	Spyder MK2	1300	Reading
99		Gethin Jones	Spyder	1300	Sheffield

The drivers on this page are in the 1<sup>st</sup> Formula Vee practice session; those on the next page are in the 2<sup>nd</sup> session. From the combined times of the two sessions the slowest 28 go into Race 4, the remainder into Race 9 which will be topped up to 28 by the top finishers from Race 4. For Sunday's races 10 & 13, the same system applies but using the drivers 2<sup>nd</sup> fastest time from Saturday's practice.

Supported by





Races 4/9 & 10/13

13 mins + 1 lap

## 750 Motor Club Formula Vee Championship

The 750 Motor Club Formula Vee championship is ideal for beginner and 'expert' alike, looking for competitive single seater racing on a low budget. It has been run by the 750 Motor Club since 1980 and is probably the cheapest way to go single seater racing in the UK. Engine, gearbox and much of the suspension and braking system is from the VW 1300 Beetle and this, along with a Dunlop 'control' tyre puts the emphasis on driver ability to win races.

No	Cls	Driver	Car details	ccs	Hometown
2		Martin Farmer	Sheane	1300	Castle Bromwich
9		Stephen Glasswell	Storm	1300	Bury St. Edmunds
13		Warren Smith	Storm SF1	1300	Bristol
14		Steve Ough	AHS Challenger	1300	Shipley
20		John Stapleton	Leastone JH002	1300	Dartford
24		Ian Jordan	Sheane	1300	Tonbridge
28	B	Ben Williams	Sheane Mk1	1300	Uckfield
31	B	Phill Foster	AHS Challenger	1300	Solihull
32		Anthony Mitchell	Ray	1300	Redhill
34		Lee Levett	Sheane	1300	Reading
43		Neale Hurren	AHS Challenger	1300	London
47		Niall McCarthy	Sheane Mk1	1300	Bishop's Stortford
48		Tim Probert	Storm FF1	1300	Richmond
49		Richard Honick	Sheane Mk3	1300	Birmingham
58		Fernando Mayer Gaspar	AHS Challenger	1300	Swansea
60		Robert Higgins	Storm S1	1300	Hailsham
67		Paul Taylor	AHS Challenger	1300	East Grinstead
70		Nick Brown	GAC 01	1300	Grays
72	B	James Conyers	Leastone	1300	Upper Poppleton
73		Clinton Bell	Venom	1300	Colchester
85		Tony Dowson	Sheane	1300	London
87		Jenny Anderson	GAC 01	1300	Woking
97		Perry Tubb	Merauder BM1A	1300	Gt Dunmow

Lap record

Mike Jenvey


0:52.43

84.19

13/04/2003

750 Motor Club Formula Vee Championship 2008					
	Pts	Driver		Pts	Driver
1st	48	Daniel Hands	4th	36	Peter Belsey
2nd	47	John Hughes	5th	20	Paul Taylor
3rd	36	Ian Buxton	6th	18	Jamie Conyers

Supported by





**Races 5 & 17**

**13 mins + 1 lap**

# 750 MC *SAXMAX* Championship

Introduced in 2006, this is the 750 Motor Club's championship for Junior drivers, aged 14 – 17 years. The car chosen is the Citroen Saxo VTR with very strict limitations on tuning and very specific safety features in accordance with MSA and FIA standards. The cars run with a control Piper camshaft, a control ECU and all run on the Yokohama C Drive tyre supplied by George Polley Motorsport.

No	Driver	Car details	ccs	Hometown
6	James Rooker-Edwards	Citroen Saxo	1600	Tamworth
7	James Colburn	Citroen Saxo	1600	Worthing
13	Josh Cook	Citroen Saxo	1600	Bath
15	Jamie Brown	Citroen Saxo VTR	1600	Dereham
20	Joe Grinsell	Citroen Saxo	1600	Sutton Coldfield
21	Aaron Trigwell	Citroen Saxo	1600	Braintree
23	Chris Warburton	Saxo	1600	Leyland
27	Aaron Williamson	Citroen Saxo VTR	1600	Spalding
28	Andrew Tibbs	Citroen Saxo	1600	Spalding
29	Patrick Fletcher	Citroen Saxo VTR	1600	Reading
31	Matthew Weller	Citroen Saxo	1600	Royston
50	Patrick Mason	Citroen Saxo	1600	Malvern
66	Anton Spires	Citroen Saxo	1600	Buckingham
68	Alexander Lennon	Citroen Saxo	1600	Stowmarket
69	Marcus Niall	Citroen Saxo	1600	Royston
77	Declan Armstrong	Citroen Saxo	1600	Southampton
96	Shaun Clay	Citroen Saxo	1600	Porth

Lap Record

Jake Farndon

1:00.91 72.47 20/05/2007



**ADVAN POLLEYSPOORT**  
YOKOHAMA

# Races 6 & 11

# 13 mins + 1 lap

## MG Midget Challenge

The MG Midget Challenge is run by the MGCC and was started in 1977.

Eligible cars include all models of MG Midget and Austin Healey Sprite, plus the 'historic' bodied versions such as Ashley, Lenham, Sebring, Speedwell and WSM.

The championship is split into 3 classes, with varying amounts of modifications.

**Group A:** Fully modified cars running on slicks up to 10" width.

**Group B:** Race modified cars running with standard shape bodywork and slicks up to 6" width.

**Group C:** Road going cars, with limited engine and bodywork modifications, all running Bridgestone tyres on 5" wide rims.

No	Cls	Driver	Car details	ccs	Hometown
2	B	Dominic Mooney	Healey Sprite	1380	Worc's
3	B	Adrian Moore	MG Midget	1380	Winscombe
4	B	Ian Woodbridge	MG Midget	1380	Maidenhead
5	B	Ian Stagg	MG Midget	1380	Pwllheli
6	B	Andrew Actman	A/Healey Sprite	1380	Beckenham
7	B	Peter Collinson	MG Midget	1380	Dauntsey
9	B	Holly Sambell	MG Midget	1380	Basingstoke
10	B	Phil Attwood	MG Midget	1380	Guildford
11	B	David James	MG Midget	1380	Kingswinford
12	B	Martin Hillard	MG Midget	1310	Shepton Mallet
15	B	Jason Meredith	MG Midget	1380	Winchester
16	B	Les Grimshaw	MG Midget	1380	Plymouth
32	C	David Pymm	MG Midget	1275	Bucks
33	C	John Collinson	MG Midget	1330	Devon
34	C	Ian Langford	MG Midget	1330	Dartford
36	C	Stephen Collinson	MG Midget	1330	Newbury
37	C	Andrew Lewis	MG Midget	1330	Leamington Spa
41	C	John Stanyon	MG Midget	1330	Broxbourne
61	A	William Smallridge	MG Midget	1460	Beds
62	A	Edward Reeve	MG Midget	1486	
63	A	Gil Duffy	MG Midget	1460	Malvern
64	A	Richard Perry	MG Midget	1460	
65	A	Martin Morris	MG Midget	1460	Longthorpe
66	A	Tim Storrar	Healey Sprite	1460	

# Races 7 & 12

# 13 mins + 1 lap

## AB Performance RGB Championship

First introduced in 2001, this Championship is for two-seater cars which must be capable of passing an MOT. Cars may be constructed specifically for the series or may be one of the many motorcycle engined cars currently available. The engines must be series-production four-stroke units and may not be modified from standard; they run in three classes; standard Fireblade engined kit cars (class C), up to 145 bhp (class B), 146 to 180 bhp and all rear-engined cars (class A). Control tyre is the Yokohama AO48R.



No	Cls	Driver	Car details	ccs	Hometown
1	A	Derek Jones	BND S2	1200	Norwich
5	A	Steve Robinson	Genesis RR	1200	Cliff
6	C	John Cutmore	Westfield Megablade	919	Bury St Edmunds
7	B	Paul Rogers	Stuart Taylor Phoenix	998	Attleborough
9	C	Alastair Boulton	Stuart Taylor Phoenix	900	Cheltenham
11	C	Matt Rowe	Fisher Fury	919	Winchester
15	A	Doug Carter	Genesis Evo	1200	Kendal
16	B	Neil Constable-Berry	Fisher Fury	998	Norwich
17	C	David Wale	Fisher Fury	919	Amersham
20	A	James Johnson	Fisher Fury	1299	Corsham
21	C	Mathew Green	Fisher Fury	919	Bury St Edmunds
22	C	Aaron Wright	Fisher Fury	919	Cambridge
23	A	James Walker	Westfield Megabusa	1300	Slough
24	B	Josh Smith	Stuart Taylor Phoenix	1000	Bristol
26	C	Andrew Grant	Fisher Fury Fireblade	919	Gravesend
27	C	Robert Grant	Raw Striker	919	Longfield
28	C	Steve Wiseman	Fisher Fury	918	Cambridge
29	C	Stuart Tanton	Fisher Fury	919	Bethersden
30	B	Stephen Dean	Fisher Menace	998	Cranbrook
34	B	Colin Duce	Fisher Fury	1000	Maidstone
R3 38	C	Darren Gay	Fisher Fury	919	Northampton
44	C	Judi Derisley	Fisher Fury	919	Hayling Island
46	A	Buzz Billsberry	Genesis Evo	1300	Leeds
49	B	Tony Gaunt	Wolfe ZXR	998	Belper
50	C	Tim Hoverd	Fisher Fury	919	Cambridge
61	A	Mike Allen	Tiger MAE	1127	Cambridge
63	C	Colin Chapman	Fisher Fury	919	Pershore
67	C	Tony Carpenter	Stuart Taylor Phoenix	919	Daventry
68	B	Adrian Moore	Genesis Evo	998	Peterborough
73	C	Peter Brown	Loco Blade	919	York
R1 74	C	Daniel Croft	Fisher Fury	919	Leeds
77	C	Phil Alcock	Pulsar Blade	899	Lutterworth
88	C	Richard Wise	Raw Striker 2007	900	Hemel Hempstead
96	C	Tim Gray	Raw Fulcrum	919	Nottingham
R2 99	C	Martin Brooks	Caged Phoenix	919	London

The nominated reserves practice but only race if space becomes available.



# Races 14 & 18


# 18 mins + 1 lap

## Cambridge Race Cars Bike-Sports Championship

Introduced in 2005, the 750 Motor Club's Bike-Sports Championship, is sponsored by Cambridge Race Cars. The championship caters for sports-racing cars of any make, fitted with a production motorbike engine and gearbox. It is divided into 3 classes: A up to 1300cc modified, B 1001 – 1300 standard; C up to 1000 standard and Radical Clubsport 1100. Minimum weights apply in all classes



No	Cls	Driver	Car details	ccs	Hometown
2	A	Paul Trayhurn	Radical Prosport	1300	Bourne
3	A	Jonathan Wright	Radical PR06	1300	Cambridge
4	A	Ake Bornebusch	Radical Pro 6	1300	Farnham
5	B	Mark Falco	ADR 3 2007	1300	Billericay
7	C	Tommy Gilmartin	Global GT	1000	Cupar
8	C	Richard Daden	Global Light GT1	1000	Swanley
9	C	Derek Hambly	Radical Clubsport	1100	Gravesend
11	B	Oliver Hulme	T5 Mission	1100	Crawley
12	C	Graham Miller	Global GTi	1000	Stevenage
13	C	Iain Cumming	Speads RS06	999	Bexleyheath
17	C	Keith O'Brien	Global GT1	1000	Welwyn
18	C	Andrew Harwood	Radical Clubsport	1100	Longfield
19	A	Christian Ringer	Radical Clubsport	1200	Longfield
21	C	Kevin Goater	Kellforms Retoga	998	Beaconsfield
23	A	Jay Wheals	Speads RS08	1300	Wisbech
25	A	James Breakell	Radical SR4	1200	Clitheroe
27	A	Jean Parker	Global Gt Busa	1300	Camforth
28	A	Shaun Mellors	Radical SR4	1200	East Grinstead
29	A	Tony Gaston	Radical Pro6	1300	Chesterfield
30	A	Simon Ford	Radical Prosport	1300	Pershore
32	A	Paul Le Maitre	ADR Sport 3	1300	Swindon
44	A	Barry Marks	Radical SR3	1300	Hatfield
46	A	Sheridan Bell	Radical Prosport	1300	Skegness
60	C	Bill Prichard	Global Light GT	1000	Hayes
66	D	Andy Crockett	Radical Pro Sport	1300	Redditch
81	C	Lewis Shaw	Radical Clubsport	1100	Kent
95	A	Richard Stables	Radical Pro 06	1300	York



Cambridge Race Cars (formerly Cambridge Kit Car Company) was formed in 2003 by Jonathan Wright, who spent many years running Industrial Site Services - an engineering company supplying services to the aircraft and automotive industry. Cambridge Race Cars have built several successful racecars and competed in many motorsport events with the 750 Motor Club, including the SR4 in which Jonathan won the RGB championship in 2006.

Races 15 & 19

13 mins + 1 lap

## Strata21 MGCC BCV8 Championship

The MGCC BCV8 Championship, sponsored by Strata21, was created in 1977 to attract owners of MGB/C/V8s onto the circuits. The regulations are designed to give every class an equal opportunity of overall success in the championship. Classes are: A - standard MGB/GT, MGC/GT; AB - FIA homologated MGB; B - road modieid MGB/GT, MGC/GT, MGBGTV8 and RV8; C - full race MGB/GT and MGC/GT; D - full race MGBGTV8.

No	Cls	Driver	Car details	ccs	Hometown
2	A	Ian Longhurst	MGB Roadster	1860	Colchester
3	A	Rob Muir	MGB Roadster	1860	
10	A	Terry Savory	MGB GT	1800	Hayes
21	AB	Mike Harris	MGB	1840	Bicester
30	B	James Wheeler	MGB Roadster	1950	Knebworth
31	B	Jonnie Wheeler	MGB Roadster	1950	Knebworth
32	B	Rob Huff	MGB Roadster	1995	Cambridge
34	B	Brian Cakebread	MGB Roadster	1950	Wargrave
37	B	Barry Holmes	MGB GT V8	3528	Beckenham
38	B	Max Cawthorn	MGB Roadster	1950	March
40	B	Howard Grundon	MGBGT V8	3500	Brentwood
41	B	Babak Farsain	MG B	1860	Birmingham
42	B	Paul Atkinson	MGB Roadster	1950	Little Staughton
44	B	Peter Samuels	MGB Roadster	1950	Reigate
48	B	Mike Breedon	MGBGT V8	3528	S. Yorks
49	B	John Hutson	MG B	1950	Chertsey
50	B	Simon Cripps	MGB GT	3528	Kingswood
53	B	Kevin Swann	MG B	1950	March
71	C	Ken Deamer	MGB V8	3900	Kent
75	C	Martin Hall	MG B	3900	Worksop
83	C	Phil Walker	MGBGT V8	3900	Much Hadham
92	D	Roy McCarthy	MGBGT V8	3900	Banstead
94	D	John Wilson	MGB GTV8	3900	Sheffield
96	D	Paul Sibley	MG B Roadster	3900	Milton Keynes
97	D	Adrian Beer	MGB GTV8	3500	Huntingdon

Strata 21 is an expanding Company located in Hitchin, Hertfordshire whose qualification is to provide Permanent or Temporary HGV Drivers, Recruitment Planning, Seasonal Peak Demand Driver Supply and Innovative Driver Recruitment Programmes for some of the major logistic operators in the South East.

Strata 21 are again happy to be Sponsoring the very successful MGCC BCV8 Championship in 2008 and look forward to another competitive Season  
Paul White MD

# Races 16/20

# 13 mins + 1 lap

## Demon Tweeks/Yokohama Stock Hatch Championship

The Stock Hatch Championship, is in its 11<sup>th</sup> year & continues to be the most popular championship in the UK. Modifications are strictly limited to basic rebore and blueprinting along with the use of standard gearbox; ignition systems are 'free'; suspension mods are limited to lowering and uprating of springs and dampers; brakes remain standard with free pad materials; a 'control' Yokohama tyre and a weight penalty for leading cars ensures close racing at very affordable cost.

No	Cls	Driver	Car details	ccs	Hometown
4		Terry Roughton	Citroen Saxo	1600	Wisbech
6		Craig Bell	Citroen Saxo	1600	Diss
9		Darren Wilson	Peugeot 106 XSi	1600	Lincoln
10	B	Matt Rozier	Peugeot 205 GTI	1580	Dartford
12		Jeff Humphries	Peugeot 106 Rallye	1600	Hook
21		Jamie Golby	Citroen Saxo VTR	1600	Southam
22	B	Gary Feakins	Peugeot GTI	1600	Reading
31	B	Craig Robertson	Nova GTE	1598	Surbiton
38	B	Sarah Niblett	Peugeot 205 GTi	1600	Woking
41		Martin Ward	Citroen Saxo VTR	1600	Norwich
45	B	Bob Fossey	Fiesta XR2	1600	Great Yarmouth
49	B	Oli McCrudden	Fiesta XR2	1600	London
59		Steve Noble	Saxo VTR	1600	Reading
60		Geoff Bluff	Citroen Saxo	1600	Sheffield
62	B	Richard Gibson	Fiesta XR2	1600	Hockley
63	B	Simon Readman	Spyder AHS	1300	Allestree
63	B	Maurice Davies	Fiesta XR2	1600	St. Helens
64		Pat Grove	Peugeot 106 Rallye	1600	Tewkesbury
69	B	Tim Harradine	Fiesta XR2i	1600	Royston
70	B	Darren Barden	Peugeot 205 GTi	1580	Tunbridge Wells
71	B	Tim Mizen	Fiesta XR2i	1600	Eastbourne
74		Chris Cody	Citroen Saxo VTR	1600	London
76	B	Daniel Spencer	Ford Fiesta XR2	1600	Norwich
82		Graham Mulholland	Saxo VTR	1600	Duffield
85		Stuart Herriott	Citroen Saxo VTR	1600	Milton Keynes
86	B	Edward Cooper	Nova GSI	1600	Malmesbury
93		Andrew Foley	Saxo VTR	1600	Merthyr Tydfil
95	B	Scot Kirlaw	Ford Fiesta XR2	1600	Milton Keynes
96	B	Geoff Pennington	Suzuki Swift	1298	Nottingham
99		Craig Varney	Citroen Saxo VTR	1600	Coventry
101		Robbie Boon	Citroen Saxo VTR	1600	Wisbech

demon tweeks



The above drivers are in the 1<sup>st</sup> Stock Hatch practice session – those on the next page are in the 2<sup>nd</sup> session. From the combined times of the two sessions the slowest 32 go into Race 16, the remainder into Race 20 which will be topped up to 32 by the top finishers in Race 16.



# Races 16/20

# 13 mins + 1 lap

## Demon Tweeks/Yokohama Stock Hatch Championship

The Stock Hatch Championship, is in its 11<sup>th</sup> year & continues to be the most popular championship in the UK. Modifications are strictly limited to basic rebore and blueprinting along with the use of standard gearbox; ignition systems are 'free'; suspension mods are limited to lowering and uprating of springs and dampers; brakes remain standard with free pad materials; a 'control' Yokohama tyre and a weight penalty for leading cars ensures close racing at very affordable cost.

No	Cls	Driver	Car details	ccs	Hometown
3		Simon Hunt	Peugeot 106 XSi	1600	Derby
5		Matthew Foley	Citroen Saxo VTR	1600	Merthyr Tydfil
7		Ryan Bensley	Citroen Saxo VTR	1600	King's Lynn
14		Carl Swan	Peugeot 106 XSi	1600	Rugby
15		James Marshall	Citroen Saxo VTR	1600	Warwick
16	B	Derek Rozier	Fiesta XR2i	1600	Bexley
25	B	Neil Walsh	Fiesta XR2	1600	Stevenage
28		Dan Summers	Peugeot 106 Rallye	1600	Feltham
29		William Homsey	Peugeot 106 Rallye	1600	Didcot
30	B	Kieran Forinton	Peugeot 205 GTi	1600	Bedford
33	B	Paul Coulam	Fiesta XR2i	1600	Coningsby
40		Amy Barker	Citroen Saxo VTR	1600	Bath
42	B	Lee Scott	Ford Fiesta XR2i	1600	Basildon
44		Simon Welford	Peugeot 106	1600	Esher
48		Wayne Harris	Citroen Saxo VTR	1600	Wisbech
50	B	Wayne Goodwin	Ford Fiesta XR2	1600	Lincoln
51	B	Ben Gladwyn	Peugeot 205 GTi	1580	Wallingford
52		Shaun Hagen	Citroen Saxo VTR	1600	King's Lynn
53		Tom Molyneux	Peugeot 106 Rally	1600	Woodford Green
54		Martin Boon	Rover GTi	1400	King's Lynn
56	B	Jason Nind	Fiesta XR2	1597	Rainham
61	B	Iain Clark	Ford Fiesta XR2	1600	London
65	B	George Robinson	Peugeot 205 GTi	1600	Keighley
72	B	Jonathan Woolley	Ford Fiesta XR2i	1600	Alfreton
75		Joe McMillan	Citroen Saxo	1600	Wisbech
77	B	Andy Philpotts	Ford Fiesta XR2i	1600	Basildon
88	B	Damian Cottrell	Ford Fiesta XR2	1600	Bromsgrove
89		George Murrells	Citroen Saxo VTR	1600	Chelmsford
91		Ashley Collins	Vauxhall Corsa Sport	1400	Worcester
104	B	Martyn Fowdrey	Fiesta AR2	1600	Polegate
107	B	Matt Digby	Fiesta XR2	1600	Uxbridge


The above drivers are in the 2<sup>nd</sup> Stock Hatch practice session.

demon tweeks



Lap record: Peter Felix 0:59.80 73.82 12/04/2003





Provisional Qualifying Times - P1  
750 Motor Club MR2 Championship

Pl	No	Cl	Name	Car	Laps	Time on Lap	Behind	MPH
1	80	MRB	Adam LITCHFIELD	Toyota MR2 Mk2	10	1:00.45	7	73.02
2	95	MRB	Anthony DAY	Toyota MR2 Mk2	10	1:00.66	8	72.77
3	58	MRB	Steve LUMLEY	Toyota MR2 Mk2	10	1:01.46	5	71.82
4	73	MRB	Mark JESSOP	Toyota MR2 Mk2	10	1:01.55	8	71.72
5	27	MRB	Dallas JACKSON	Toyota MR2 Mk2	10	1:01.65	10	71.60
6	11	MRB	David LITCHFIELD	Toyota MR2 Mk2	10	1:01.67	4	71.58
7	1	MRB	Patrick MORTELL	Toyota MR2 Mk2	9	1:01.78	5	71.45
8	94	MRB	Paul COOMBS	Toyota MR2 Mk2	9	1:02.11	7	71.07
9	99	MRA	Arthur GILMOUR	Toyota MR2 Mk1	9	1:02.55	9	70.57
10	2	MRB	Rowland WOOLLEY	Toyota MR2 Mk2	7	1:02.61	7	70.51
11	88	MRB	Alric KITSON	Toyota MR2 Mk2	7	1:02.66	6	70.45
12	28	MRB	Zac CHAPMAN	Toyota MR2 Mk2	9	1:02.84	6	70.25
13	64	MRB	Matthew MARSH	Toyota MR2 Mk2	9	1:03.00	6	70.07
14	14	MRB	Rob HORSFIELD	Toyota MR2 Mk2	9	1:03.18	6	69.87
15	7	MRB	John WILSON	Toyota MR2 Mk2	9	1:03.35	9	69.68
16	6	MRB	Clive MORPHETT	Toyota MR2 Mk2	9	1:03.37	5	69.66
17	10	MRB	Alan HENDERSON	Toyota MR2 Mk2	9	1:03.38	6	69.65
18	4	MRB	Nick JONES	Toyota MR2 Mk2	9	1:03.49	9	69.53
19	18	MRB	David HENDERSON	Toyota MR2 Mk2	9	1:03.63	6	69.37
20	5	MRB	Lee BULLOCK	Toyota MR2 Mk2	9	1:03.67	7	69.33
21	89	MRB	David WEAVING	Toyota MR2 Mk2	9	1:03.79	9	69.20
22	12	MRB	Phil WILSON	Toyota MR2 Mk2	9	1:03.87	6	69.11
23	98	MRA	Hugh GILMOUR	Toyota MR2 Mk1	9	1:04.07	6	68.90
24	19	MRB	Craig ROBERTSON	Toyota MR2 Mk2	9	1:04.64	5	68.29
25	79	MRA	Jonathan GRIMES	Toyota MR2 Mk1	9	1:04.76	5	68.16
26	17	MRB	Marcus MAHY	Toyota MR2 Mk2	7	1:05.84	5	67.05
27	57	MRA	Toni GLADDING	Toyota MR2 Mk1	9	1:06.14	7	66.74
28	8	MRB	Andy WINTERTON	Toyota MR2 Mk2	9	1:06.47	6	66.41
29	*21	MRA	Ben ROWE	Toyota MR2 Mk1	6	1:06.83	5	66.05
30	42	MRB	Chris STEWART	Toyota MR2 Mk2	9	1:07.00	9	65.89
31	15	MRA	David ROWE	Toyota MR2 Mk1	9	1:07.73	4	65.18

Not-Seen

9 MRB Ross HILL Toyota MR2 Mk2

\* No 21 - NO TRANSPONDER SIGNAL DETECTED

Compulsory DRIVERS BRIEFING  
SUNNINGBAY BAY 11.30

Weather / Track: Overcast / Damp

Start Time : 09:02

Brands Hatch Indy Circuit

19 Apr 08 09:22

Clerk of Course : A J G 9.28	Time Issued :	Chief Timekeeper : Terry Stevens
---------------------------------	---------------	----------------------------------

THESE RESULTS REMAIN PROVISIONAL FOR A MINIMUM OF 30 MINUTES FROM THE TIME OF ISSUE

Results produced on HS Sports Timing and Results Systems. Results online at www.750MC.co.uk



## Provisional Qualifying Times - P2

### 750MC Golf GTi Championship

Pl	No	Cl	Name	Car	Laps	Time on Lap	Behind	MPH	
1	41	VW2	Ian CARVELL	VW Golf GTi Mk2	13	1:00.06	12	73.50	
2	16	VW1	Steven KAUDEUR	VW Golf GTi Mk2	11	1:00.82	6	72.58	
3	68	VW2	Verity YOUNG	VW Golf GTi Mk2	14	1:01.50	12	71.78	
4	26	VW2	Michael THURSTON	VW Golf GTi Mk2	14	1:01.66	10	71.59	
5	15	VW2	Scott GIBBINS	VW Golf GTi Mk2	14	1:01.90	9	71.31	
6	37	VW2	Jamie PACKHAM	VW Golf GTi Mk2	13	1:02.09	11	71.10	
7	31	VW1	Nick PORTER	VW Golf GTi Mk2	11	1:02.15	7	71.03	
8	7	VW1	John MAWDSLEY	VW Golf GTi Mk2	14	1:02.30	8	70.86	
9	65	VW1	Luke SCHLEWITZ	VW Golf GTi Mk2	14	1:02.31	11	70.84	
10	29	VW2	Adam HANCE	VW Golf GTi Mk2	14	1:02.65	12	70.46	
11	30	VW2	Andy STENNING	VW Golf GTi Mk2	13	1:02.66	8	70.45	
12	43	VW2	Christopher PETTO	VW Golf GTi Mk2	14	1:02.68	14	70.43	
13	21	VW2	Martyn BROWN	VW Golf GTi Mk2	13	1:03.12	10	69.94	
14	4	VW1	Luke WALES	VW Golf GTi Mk2	14	1:03.31	12	69.73	
15	33	VW1	Gemma HAMPSHIRE	VW Golf GTi Mk2	14	1:03.83	12	69.16	
16	47	VW1	Andrew WALKER	VW Golf GTi Mk2	14	1:04.38	11	68.57	
17	64	VW1	Kevin GLOVER	VW Golf GTi Mk2	14	1:04.41	10	68.53	
18	27	VW1	Craig ROBERTS	VW Golf GTi Mk2	11	1:04.49	8	68.45	
19	99	VW1	Pete APPLEYARD	VW Golf GTi Mk2	14	1:04.54	13	68.40	
20	13	VW2	Oliver WILTON	VW Golf GTi Mk2	13	1:04.89	7	68.03	
21	25	VW2	Gavin DRAKE	VW Golf GTi Mk2	10	1:04.93	8	67.99	
22	9	VW1	Susanna KENNISTON	VW Golf GTi Mk2	8	1:05.09	7	67.82	
23	70	VW2	Anthony MARLOW	VW Golf GTi Mk2	13	1:05.20	8	67.70	
24	11	VW2	Jake JOHNSON	VW Golf GTi Mk2	11	1:05.35	6	67.55	
25	28	VW2	Adrian WARD	VW Golf GTi Mk2	10	1:05.46	8	67.44	
26	18	VW2	Ian WARD	VW Golf GTi Mk2	5	1:05.56	2	67.33	
27	19	VW2	Dave LOCKHART	VW Golf GTi Mk2	14	1:05.67	12	67.22	
28	14	VW1	Jamie BUTCHER	VW Golf GTi Mk2	13	1:05.87	11	67.02	
29	10	VW2	James COLBOURNE	VW Golf GTi Mk2	8	1:06.14	7	66.74	
30	6	VW2	Alistair SEDWELL	VW Golf GTi Mk2	3	1:20.15	3	20.09	55.08

#### Not-Seen

17	VW1	Adam STEVENSON	VW Golf GTi Mk2
58	VW2	Frank ARTHUR	VW Golf GTi Mk2

Weather / Track: Overcast / Damp

Start Time : 09:26

Brands Hatch Indy Circuit

19 Apr 08 09:43

Clerk of Course : <i>A. S. G.</i>	Time Issued : <i>9.46</i>	Chief Timekeeper : Terry Stevens <i>[Signature]</i>
--------------------------------------	------------------------------	--

THESE RESULTS REMAIN PROVISIONAL FOR A MINIMUM OF 30 MINUTES FROM THE TIME OF ISSUE

Results produced on HS Sports Timing and Results Systems. Results online at [www.750MC.co.uk](http://www.750MC.co.uk)



Provisional Qualifying Times - P3  
750 Motor Club Formula 4 Championship

Pl	No	Cl	Name	Car	Laps	Time on Lap	Behind	MPH
1	69	F4A	Lee CUNNINGHAM	Van Diemen	13	51.97	13	84.94
2	27	F4A	Jeremy WALKER	Van Diemen	11	52.31	6	84.39
3	3	F4A	Malcolm SCOTT	Van Diemen RF00	12	53.86	12	81.96
4	55	F4A	Peter ALLEN	Van Diemen RF00	13	53.87	10	81.94
5	1	F4A	Steve SAVAGE	Van Diemen RF08	8	54.06	3	81.66
6	29	F4A	Chris TIMMS	Mygale 2000US	9	54.46	9	81.06
7	11	F4A	Barry PRITCHARD	Van Diemen RF01	12	54.61	7	80.83
8	2	F4A	Chris KITE	Dallara 493	12	54.69	11	80.72
9	43	F4A	John ROBERTS	Van Diemen	12	55.03	11	80.22
10	5	F4A	Jonathan WESTON-TAYLOR	Mygale US 2000	12	55.66	10	79.31
11	99	F4I	Charles ADRIAN	Van Diemen RF93	12	55.84	11	79.05
12	44	F4C	Phil BURROWS	Mygale SJ01	12	56.07	11	78.73
13	10	F4A	Jennifer SCOTT	Van Diemen RF99	12	56.22	12	78.52
14	24	F4C	Richard MENDOZA	Mygale	12	56.91	12	77.57
15	57	F4A	Simon EMMERSON	Ray	12	57.44	11	76.85
16	19	F4C	Matthew WOOD	Mygale	11	57.54	11	76.72
17	28	F4C	Matt HAYES	Mygale M97Z	12	57.94	8	76.19
18	56	F4C	Bryn TOOTELL	Van Diemen RF	12	58.27	11	75.76
19	31	F4C	Mark EDWARDS	Mygale	11	58.39	5	75.60
20	91	F4B	David HEALEY	Delta T92	12	58.56	11	75.38
21	26	F4A	Andrew MINNETT	Van Diemen	10	58.62	9	75.30
22	64	F4C	John WHITBOURN	Ray GRS02	12	59.05	8	74.76
23	39	F4C	James HARRIS	Mygale SJ00	11	59.44	7	74.27
24	9	F4B	Mike WEBBER	Magnum	8	1:01.01	8	72.35
25	8	F4B	Clive YORATH	Reynard SF84	11	1:01.80	8	71.43
26	37	F4A	Jonathan CLEMENTS	Ralt RT30	10	1:02.31	7	70.84
27	36	F4C	Oliver SIRRELL	Van Diemen	11	1:02.55	11	70.57

Not-Seen

58	F4A	David SHELTON	Van Dieman RF95
88	F4A	David MARSHALL	Van Diemen RF00

No 29 - NO TRANSPONDER DETECTED

Weather / Track: Overcast / Damp

Start Time : 09:51

Brands Hatch Indy Circuit

19 Apr 08 10:04

Clerk of Course : A S G	Time Issued : 10:24	Chief Timekeeper : Terry Stevens
----------------------------	------------------------	----------------------------------

THESE RESULTS REMAIN PROVISIONAL FOR A MINIMUM OF 30 MINUTES FROM THE TIME OF ISSUE

Results produced on HS Sports Timing and Results Systems. Results online at [www.750MC.co.uk](http://www.750MC.co.uk)



## Combined Qualifying Times

### 750MC Formula Vee Championship

Pos	No	CI	Name	Car	Session	Laps	Best on Lap		Mph
1	3	FV	Daniel HANDS	GAC 001	A	14	59.20	12	74.57
2	94	FV	Peter BELSEY	Spyder MK2	A	14	1:00.01	14	73.56
3	7	FV	Ian BUXTON	GAC	A	13	1:00.22	13	73.30
4	44	FV	Paul SMITH	GAC 02	A	6	1:00.58	4	72.87
5	87	FV	Jenny ANDERSON	GAC 01	B	15	1:00.91	7	72.47
6	24	FV	Ian JORDAN	Sheane	B	14	1:00.94	10	72.44
7	K 10	FV	Jamie CONYERS	GAC 03	A	13	1:00.97	13	72.40
8	20	FV	John STAPLETON	Leystone JH002	B	14	1:00.99	14	72.38
9	67	FV	Paul TAYLOR	AHS Challenger	B	14	1:01.26	13	72.06
10	9	FV	Stephen GLASSWELL	Storm	B	14	1:01.27	10	72.05
11	14	FV	Steve OUGH	AHS Challenger	B	14	1:01.30	11	72.01
12	93	FV	Alan FORSTER	GAC	A	12	1:01.38	12	71.92
13	61	FV	William BURNETT	Storm	A	8	1:01.60	5	71.66
14	45	FV	Graham KIDDY	Ray Bowles	A	13	1:02.11	11	71.07
15	99	FV	Gethin JONES	Spyder	A	13	1:02.17	9	71.00
16	13	FV	Warren SMITH	Storm SF1	B	14	1:02.23	14	70.94
17	29	FVB	Martin LUTON	Sheane Mk2	A	11	1:02.34	5	70.81
18	70	FV	Nick BROWN	GAC 01	B	14	1:02.46	6	70.67
19	34	FV	Lee LEVETT	Sheane	B	14	1:02.46	9	70.67
20	48	FV	Tim PROBERT	Storm FF1	B	14	1:03.16	14	69.89
21	54	FV	Adrian WESTON	Leystone	A	12	1:03.17	12	69.88
22	58	FV	Fernando MAYER GASPAS	AHS Challenger	B	14	1:03.34	10	69.69
23	43	FV	Neale HURREN	AHS Challenger	B	14	1:03.53	11	69.48
24	31	FVB	Phillip FOSTER	AHS Challenger	B	14	1:04.35	13	68.60
25	40	FVB	Charlie REILLY	Sheane	A	12	1:04.62	8	68.31
26	25	FV	Jason MILLS	GAC 03	A	7	1:04.92	1	68.00
27	73	FV	Clinton BELL	Venom	B	14	1:04.96	13	67.95
28	74	FV	Angus MAYHEW	Scarab Mk2	A	12	1:05.00	12	67.91
29	77	FV	Fernando GASPAS	AHS Challenger	A	12	1:05.22	12	67.68
30	41	FVB	Cormac MUNNELLY	AHS Challenger	A	12	1:05.25	7	67.65
31	21	FV	Richard POTTERTON	Scarab Mk2	A	13	1:05.50	10	67.39
32	49	FV	Richard HONICK	Sheane Mk3	B	13	1:06.71	13	66.17
33	97	FV	Perry TUBB	Merauder BM1A	B	13	1:07.07	13	65.82
34	85	FV	Tony DOWSON	Sheane	B	13	1:07.30	12	65.59
35	57	FV	Peter DUNNE	Sheane	A	12	1:07.47	11	65.43
36	72	FVB	James CONYERS	Leystone	B	12	1:07.61	11	65.29
37	36	FVB	Tim HILL	Sheane Mk3	A	9	1:09.84	8	63.21
38	23	FVB	Sam ENGINEER	Sheane Mk1	A	11	1:10.36	8	62.74
39	26	FV	Peter ANDREWS	Sheane Mk2	A	11	1:10.44	11	62.67
40	28	FVB	Ben WILLIAMS	Sheane Mk1	B	7	1:13.74	5	59.86
41	42	FV	John TOWNSHEND	Sheane Mk2	A	1	1:13.87	1	59.76
42	27	FV	John HUGHES	Scarab MK5	A	0	DNS	0	
43	60	FV	Robert HIGGINS	Storm S1	B	0	DNS	0	
44	47	FV	Niall MCCARTHY	Sheane Mk1	B	0	DNS	0	
45	32	FV	Anthony MITCHELL	Ray	B	0	DNS	0	0 (NS)
46	2	FV	Martin FARMER	Sheane	B	0	DNS	0	0 (NS)

No 10 - NO TRANSPONDER SIGNAL DETECTED


Brands Hatch Indy Circuit

19 Apr 08 11:15

Clerk of Course : <i>A J G</i>	Time Issued : <i>11:40</i>	Chief Timekeeper : <i>[Signature]</i>
-----------------------------------	-------------------------------	--

THESE RESULTS REMAIN PROVISIONAL FOR A MINIMUM OF 30 MINUTES FROM THE TIME OF ISSUE

Results produced on HS Sports Timing and Results Systems. Results online at [www.750MC.co.uk](http://www.750MC.co.uk)



# 750MC Formula Vee Championship

## 2nd Best Qualifying Times


Pos	No	Cl	Name	Car	Time
1	3	FV	Daniel HANDS	GAC 001	59.61
2	7	FV	Ian BUXTON	GAC	1:00.61
3	44	FV	Paul SMITH	GAC 02	1:00.84
4	94	FV	Peter BELSEY	Spyder MK2	1:00.94
5	20	FV	John STAPLETON	Leastone JH002	1:01.20
6	87	FV	Jenny ANDERSON	GAC 01	1:01.34
7	24	FV	Ian JORDAN	Sheane	1:01.38
8	9	FV	Stephen GLASSWELL	Storm	1:01.38
9	10	FV	Jamie CONYERS	GAC 03	1:01.44
10	93	FV	Alan FORSTER	GAC	1:01.46
11	14	FV	Steve OUGH	AHS Challenger	1:01.53
12	61	FV	William BURNETT	Storm	1:01.61
13	67	FV	Paul TAYLOR	AHS Challenger	1:01.64
14	45	FV	Graham KIDDY	Ray Bowles	1:02.44
15	13	FV	Warren SMITH	Storm SF1	1:02.75
16	99	FV	Gethin JONES	Spyder	1:02.75
17	70	FV	Nick BROWN	GAC 01	1:02.82
18	29	FVB	Martin LUTON	Sheane Mk2	1:02.97
19	34	FV	Lee LEVETT	Sheane	1:03.00
20	58	FV	Fernando MAYER GASPAS	AHS Challenger	1:03.47
21	48	FV	Tim PROBERT	Storm FF1	1:03.77
22	43	FV	Neale HURREN	AHS Challenger	1:03.93
23	54	FV	Adrian WESTON	Leastone	1:03.93
24	31	FVB	Phillip FOSTER	AHS Challenger	1:04.38
25	40	FVB	Charlie REILLY	Sheane	1:04.68
26	77	FV	Fernando GASPAS	AHS Challenger	1:05.32
27	73	FV	Clinton BELL	Venom	1:05.49
28	41	FVB	Cormac MUNNELLY	AHS Challenger	1:05.63
29	21	FV	Richard POTTERTON	Scarab Mk2	1:05.65
30	74	FV	Angus MAYHEW	Scarab Mk2	1:05.82
31	49	FV	Richard HONICK	Sheane Mk3	1:07.16
32	97	FV	Perry TUBB	Merauder BM1A	1:07.41
33	57	FV	Peter DUNNE	Sheane	1:07.74
34	72	FVB	James CONYERS	Leastone	1:07.97
35	25	FV	Jason MILLS	GAC 03	1:08.57
36	85	FV	Tony DOWSON	Sheane	1:08.75
37	36	FVB	Tim HILL	Sheane Mk3	1:09.89
38	23	FVB	Sam ENGINEER	Sheane Mk1	1:11.79
39	26	FV	Peter ANDREWS	Sheane Mk2	1:11.80
40	28	FVB	Ben WILLIAMS	Sheane Mk1	1:17.29

No 10 - NO TRANSPONDER SIGNAL DETECTED

19-Apr 08 11:18

Clerk of Course: <i>A R G</i>	Time Issued: 11:40	Chief Timekeeper: <i>[Signature]</i>
----------------------------------	-----------------------	---

THESE RESULTS REMAIN PROVISIONAL FOR A MINIMUM OF 30 MINUTES FROM THE TIME OF ISSUE



## 750MC Formula Vee Championship 2nd Best Qualifying Times

Pos	No	Cl	Name	Car	Time
1	3	FV	Daniel HANDS	GAC 001	59.61
2	7	FV	Ian BLIXTON	GAC	1:00.61
3	44	FV	Paul SMITH	GAC 02	1:00.84
4	94	FV	Peter BELSEY	Spyder MK2	1:00.94
5	20	FV	John STAPLETON	Lasstone JH002	1:01.20
6	87	FV	Jenny ANDERSON	GAC 01	1:01.34
7	24	FV	Ian JORDAN	Sneave	1:01.38
8	9	FV	Stephen GLASSWELL	Storm	1:01.38
9	10	FV	Jamie CONYERS	GAC 03	1:01.44
10	83	FV	Alan FORSTER	GAC	1:01.46
11	14	FV	Steve OUGH	AHS Challenger	1:01.53
12	61	FV	William BURNETT	Storm	1:01.53
13	67	FV	Paul TAYLOR	AHS Challenger	1:01.61
14	45	FV	Graham KIDDY	Ray Bowles	1:01.64
15	13	FV	Warron SMITH	Storm SF1	1:02.44
16	99	FV	Gedhan JONES	Spyder	1:02.75
17	70	FV	NICK BROWN	GAC 01	1:02.75
18	29	FVB	Martin LUTON	Sheane MK2	1:02.82
19	34	FV	Lee LEVETT	Sheane	1:02.97
20	58	FV	Fernando MAVER GASPAR	AHS Challenger	1:03.00
21	48	FV	Tim PROBERT	Storm FF1	1:03.47
22	43	FV	Nesale HUREN	AHS Challenger	1:03.77
23	54	FV	Adrian WESTON	Lasstone	1:03.93
24	31	FVB	Phillip FOSTER	AHS Challenger	1:03.93
25	40	FV	Charlie REILLY	Sheane	1:04.38
26	77	FV	Fernando GASPAR	AHS Challenger	1:04.68
27	73	FV	Clinton BELL	Ventom	1:05.32
28	41	FVB	Cormac MUNNELLY	AHS Challenger	1:05.49
29	21	FV	Richard POTTERTON	Scarb MK2	1:05.63
30	74	FV	Angus MAYHEW	Scarb MK2	1:05.65
31	49	FV	Richard HONICK	Sheane MK3	1:05.82
32	97	FV	Perry TUBB	Mirauder BR1A	1:07.16
33	57	FV	Peter DUNNE	Sheane	1:07.41
34	72	FVB	James CONYERS	Lasstone	1:07.74
35	25	FV	Jason MILLS	GAC 03	1:07.97
36	85	FV	Tony DOWSON	Sheane	1:08.57
37	36	FVB	Sam ENGINEER	Sheane MK3	1:08.75
38	23	FVB	Sam ENGINEER	Sheane MK1	1:09.89
39	26	FV	Peter ANDREWS	Sheane MK2	1:11.79
40	28	FVB	Ben WILLIAMS	Sheane MK1	1:11.80
					1:17.29

Chief of Course:

Time Issued:

Chief Timekeeper:

NO. 10 - NO TRANSPORTER SIGNATURES  
18 APR 08 11:18

THESE RESULTS REMAIN PROVISIONAL FOR A MINIMUM OF 30 MINUTES FROM THE TIME OF ISSUE

## 750MC Formula Vee Championship Race 10 - Heat

<b>27</b>	John HUGHES	Subject to	<b>47</b>	Nigel MCCARTHY	Subject to
<b>2</b>	Martin FARMER	Subject to	<b>32</b>	Anthony MITCHELL	Subject to
<b>28</b>	Ben WILLIAMS	01:17.290	<b>42</b>	John TOMNSHEND	No 2nd li
<b>23</b>	Sam ENGINEER	01:11.790	<b>26</b>	Peter ANDREWS	01:11.800
<b>85</b>	Tony DOWSON	01:08.750	<b>36</b>	Tim HILL	01:09.890
<b>72</b>	James CONYERS	01:07.970	<b>25</b>	Jason MILLS	01:08.570
<b>97</b>	Perry TUBB	01:07.410	<b>57</b>	Peter DUNNE	01:07.740
<b>74</b>	Angus MAYHEW	01:05.820	<b>49</b>	Richard HONICK	01:07.160
<b>41</b>	Cormac MUNNELLY	01:05.630	<b>21</b>	Richard POTTERTON	01:05.650
<b>77</b>	Fernando GASPAR	01:05.320	<b>73</b>	Clinton BELL	01:05.490
<b>31</b>	Phillip FOSTER	01:04.380	<b>40</b>	Charlie REILLY	01:04.880
<b>43</b>	Nesale HUREN	01:03.930	<b>54</b>	Adrian WESTON	01:03.930
<b>58</b>	Fernando MAVER GASPA	01:03.470	<b>48</b>	Tim PROBERT	01:03.770
<b>29</b>	Martin LUTON	01:02.970	<b>34</b>	Lee LEVETT	01:03.000

POLE



Combined Qualifying Times  
750MC Formula Vee Championship

Pos	No	Cl	Name	Car	Session	Laps	Best on Lap	Mph
1	3	FV	Daniel HANDS	GAC 001	A	14	59.20	74.57
2	94	FV	Peter BELSEY	Spyder MK2	A	14	1:00.01	73.56
3	7	FV	Ian BUXTON	GAC	A	13	1:00.22	73.39
4	44	FV	Paul SMITH	GAC 02	A	6	1:00.58	72.67
5	87	FV	Jenny ANDERSON	GAC 01	B	13	1:00.91	72.47
6	24	FV	Ian JORDAN	Sheane	B	14	1:00.94	72.44
7	10	FV	Janie CONYERS	GAC 03	A	13	1:00.97	72.40
8	20	FV	John STAPLETON	Lasstone JH002	B	14	1:00.99	72.38
9	67	FV	Paul TAYLOR	AHS Challenger	B	14	1:01.28	72.06
10	9	FV	Stephen GLASSWELL	Storm	B	14	1:01.27	72.05
11	14	FV	Steve QUICH	AHS Challenger	B	14	1:01.30	72.01
12	93	FV	Alan FORSTER	GAC	A	12	1:01.38	71.92
13	61	FV	William BURNETT	Storm	A	8	1:01.60	71.86
14	45	FV	Graham KIDDY	Ray Bowles	A	13	1:02.11	71.07
15	99	FV	Gabon JONES	Spyder	A	13	1:02.17	71.00
16	13	FV	Warren SMITH	Storm SF1	B	14	1:02.23	70.94
17	29	FVB	Marlin LUTON	Sheane MK2	A	11	1:02.34	70.81
18	70	FV	Nick BROWN	GAC 01	B	14	1:02.46	70.67
19	34	FV	Lee LEVETT	Sheane	B	14	1:02.46	70.67
20	48	FV	Tim PROBERT	Storm FF1	B	14	1:03.16	69.89
21	54	FV	Adrian WESTON	Lasstone	B	14	1:03.16	69.89
22	88	FV	Fernando MAYER GASPAR	AHS Challenger	B	14	1:03.34	69.69
23	43	FVB	Neale HURREN	AHS Challenger	B	14	1:03.53	69.48
24	31	FVB	Phillip FOSTER	AHS Challenger	B	14	1:04.35	68.69
25	40	FVB	Charlie BELL	Sheane	A	12	1:04.62	68.31
26	25	FV	Jason MILLS	GAC 03	A	7	1:04.92	68.00
27	73	FV	Clinton BELL	Veron	B	14	1:04.96	67.95
28	74	FV	Angus MAYHEW	Scarab MK2	A	12	1:05.00	67.91
29	77	FV	Fernando GASPAR	AHS Challenger	A	12	1:05.22	67.66
30	41	FVB	Cornie MUNNELLY	AHS Challenger	A	12	1:05.25	67.55
31	21	FV	Richard POTTERTON	Scarab MK2	A	13	1:05.50	67.39
32	48	FV	Richard HONICK	Sheane MK3	B	13	1:06.71	66.17
33	97	FV	Perry TUBB	Marauder BM4A	B	13	1:07.07	65.82
34	85	FV	Tony DOWSON	Sheane	B	13	1:07.30	65.59
35	57	FV	Peter DUNNE	Sheane	B	12	1:07.47	65.43
36	72	FVB	James CONYERS	Leystone	A	12	1:07.61	65.29
37	36	FVB	Tim HILL	Sheane MK3	A	9	1:09.84	63.21
38	23	FVB	Sam ENGINEER	Sheane MK1	A	11	1:10.38	62.74
39	26	FV	Peter ANDREWS	Sheane MK2	A	11	1:10.44	62.67
40	28	FVB	Ben WILLIAMS	Sheane MK1	B	7	1:13.74	59.86
41	42	FV	John TOWNSHEND	Sheane MK2	A	1	1:13.87	59.76
42	27	FV	John HUGHES	Scarab MK5	A	0	DNS	0
43	60	FV	Robert HIGGINS	Storm S1	B	0	DNS	0
44	47	FV	Niall MCCARTHY	Sheane MK1	B	0	DNS	0
45	32	FV	Anthony MITCHELL	Ray	B	0	DNS	0
46	2	FV	Marlin FARMER	Sheane	B	0	DNS	0

No 10 - NO TRANSPONDER SIGNAL DETECTED

Brands Hatch Indy Circuit

Chief of Course: \_\_\_\_\_ Time issued: \_\_\_\_\_

Chief Timekeeper: \_\_\_\_\_

19 APR 08 11:15

THESE RESULTS REMAIN PROVISIONAL FOR A MINIMUM OF 30 MINUTES FROM THE TIME OF ISSUE

Results produced on HS Sports Training and Results Systems. Results online at www.750MC.co.uk


750MC Formula Vee Championship

Race 4 - Heat

27	John HUGHES	Subject to
2	Marlin FARMER	Subject to
28	Ben WILLIAMS	01:13.740
23	Sam ENGINEER	01:10.360
72	James CONYERS	01:07.810
85	Tony DOWSON	01:07.300
49	Richard HONICK	01:06.710
41	Cornie MUNNELLY	01:05.250
74	Angus MAYHEW	01:05.000
25	Jason MILLS	01:04.920
31	Phillip FOSTER	01:04.360
58	Fernando MAYER GASPAR	01:03.940
48	Tim PROBERT	01:03.180
70	Nick BROWN	01:02.460
47	Niall MCCARTHY	Subject to
32	Anthony MITCHELL	Subject to
42	John TOWNSHEND	01:13.870
26	Paul ANDREWS	01:10.440
36	Tim HILL	01:09.840
57	Peter DUNNE	01:07.470
97	Perry TUBB	01:07.070
21	Richard POTTERTON	01:05.600
77	Fernando GASPAR	01:05.220
73	Clinton BELL	01:04.960
40	Charlie BELL	01:04.620
43	Neale HURREN	01:03.530
54	Adrian WESTON	01:00.170
34	Lee LEVETT	01:02.460

POLE





Provisional Qualifying Times - P7  
MG Midget Challenge

Pl	No	CI	Name	Car	Laps	Time on Lap	Behind	MPH
1	61	MA	William SMALLRIDGE	MG Midget	12	1:00.50	8	72.86
2	62	MA	Edward REEVE	MG Midget	12	1:02.40	8	70.74
3	63	MA	Gill DUFFY	MG Midget	13	1:02.99	7	70.08
4	66	MA	Tim STORRAR	Austin Healey Sprite	13	1:03.34	12	69.69
5	65	MA	Martin MORRIS	MG Midget	12	1:03.67	7	69.33
6	6	MB	Andrew ACTMAN	Austin Healey Sprite	11	1:04.13	7	68.83
7	64	MA	Richard PERRY	MG Midget	6	1:05.18	4	67.73
8	5	MB	Ian STAGG	MG Midget	11	1:05.91	6	66.97
9	33	MC	John COLLINSON	MG Midget	11	1:06.87	9	65.97
10	7	MB	Peter COLLINSON	MG Midget	12	1:06.91	7	65.97
11	32	MC	David PYMM	MG Midget	11	1:07.41	9	65.48
12	2	MB	Dominic MOONEY	Austin Healey Sprite	10	1:07.62	8	65.28
13	3	MB	Adrian MOORE	MG Midget	10	1:07.45	8	65.45
14	9	MB	Holly SAMBELL	MG Midget	11	1:08.27	7	64.66
15	34	MC	Ian LANGFORD	MG Midget	11	1:09.46	8	63.55
16	36	MC	Stephen COLLINSON	MG Midget	11	1:09.84	7	63.21
17	12	MB	Marin HILLARD	MG Midget	11	1:09.84	7	63.21
18	16	MB	Las GRINSHAW	MG Midget	8	1:10.70	6	62.44
19	37	MC	Andrew LEWIS	MG Midget	11	1:11.01	9	62.16
20	11	MB	David JAMES	MG Midget	10	1:12.43	10	61.20
21	15	MB	Jason MEREDITH	MG Midget	10	1:12.56	8	60.84
22	41	MC	John STANTON	MG Midget	7	1:13.87	7	59.76

NOT SEEN  
10 MB PHIL ATTWOOD  
MG Midget



MG Midget Challenge  
2nd Best Qualifying Times


Pos	No	CI	Name	Car	Time
1	61	MA	William SMALLRIDGE	MG Midget	1:00.72
2	62	MA	Edward REEVE	MG Midget	1:02.65
3	63	MA	Gill DUFFY	MG Midget	1:03.22
4	66	MA	Tim STORRAR	Austin Healey Sprite	1:03.44
5	65	MA	Martin MORRIS	MG Midget	1:04.49
6	6	MB	Andrew ACTMAN	Austin Healey Sprite	1:04.49
7	5	MB	Ian STAGG	MG Midget	1:06.52
8	64	MA	Richard PERRY	MG Midget	1:06.69
9	7	MB	Peter COLLINSON	MG Midget	1:07.20
10	32	MC	David PYMM	MG Midget	1:07.20
11	2	MB	Dominic MOONEY	Austin Healey Sprite	1:07.51
12	3	MB	Adrian MOORE	MG Midget	1:07.74
13	33	MC	John COLLINSON	MG Midget	1:07.87
14	9	MB	Holly SAMBELL	MG Midget	1:08.70
15	34	MC	Ian LANGFORD	MG Midget	1:08.85
16	36	MC	Stephen COLLINSON	MG Midget	1:09.54
17	12	MB	Marin HILLARD	MG Midget	1:10.15
18	37	MC	Andrew LEWIS	MG Midget	1:10.20
19	11	MB	David JAMES	MG Midget	1:11.13
20	15	MB	Jason MEREDITH	MG Midget	1:12.97
21	41	MC	John STANTON	MG Midget	1:13.25
22	41	MC	John STANTON	MG Midget	1:13.71

Weather / Track: Overcast / Wet  
Start Time: 11:10  
Clerk of Course: [ ]  
Time Issued: [ ]  
Chief Timekeeper: Terry Stevens  
19 Apr 08 11:40

Brands Hatch Indy Circuit  
THESE RESULTS REMAIN PROVISIONAL FOR A MINIMUM OF 30 MINUTES FROM THE TIME OF ISSUE  
Results produced on HS Sports Timing and Results Systems. Results online at www.750MC.co.uk

Clerk of Course: [ ]  
Time Issued: [ ]  
Chief Timekeeper: [ ]  
19 Apr 08 11:42

THESE RESULTS REMAIN PROVISIONAL FOR A MINIMUM OF 30 MINUTES FROM THE TIME OF ISSUE




## Provisional Qualifying Times - P8

### AB Performance RGB Championship

Pl. No	CI	Name	Car	Laps	Time on Lap	Behind	MPH
1	BEA	Derek JONES	BMD S2	14	57.96	12	76.89
2	99	BEC Martin BROOKS	Caged Phoenix	15	57.77	15	76.41
3	6	BEC John CUNMORE	Westfield Megablade	15	59.71	15	73.93
4	5	BEA Steve ROBINSON	Genesis RR	15	59.98	14	2.42
5	96	BEC Tim GRAY	Raw Fulum	14	1:00.20	11	2.64
6	34	BEB Colin DUCE	Fisher Fury	14	1:00.48	13	2.92
7	63	BEC Colin CHAPMAN	Fisher Fury	14	1:00.90	9	3.34
8	11	BEC Matt ROWE	Fisher Fury	14	1:01.05	13	3.49
9	9	BEC Alastair BOUTON	Stuart Taylor Phoenix	14	1:01.14	12	3.58
10	7	BEB Paul ROGERS	Stuart Taylor Phoenix	14	1:01.21	14	3.65
11	24	BEB Josh SMITH	Fisher Fury	14	1:01.68	14	4.12
12	21	BEC Andrew GRANT	Fisher Fury	14	1:01.80	13	4.34
13	26	BEC Andrew GRANT	Fisher Fury Fireblade	14	1:01.94	12	4.38
14	17	BEC David WALE	Fisher Fury	14	1:02.11	14	4.55
15	28	BEC Stuart TANTON	Fisher Fury	13	1:02.21	14	4.55
16	27	BEC Robert GRANT	Raw Striker	13	1:02.55	13	4.99
17	88	BEC Richard WISE	Raw Striker	14	1:02.71	13	5.15
18	15	BEA Doug CARTER	Genesis Evo	14	1:03.18	12	5.62
19	50	BEC Tim HOVERD	Fisher Fury	14	1:03.38	4	5.82
20	23	BEA James WALKER	Westfield Megabus	13	1:04.26	10	6.78
21	49	BEB Tony GAUNT	Genesis Evo	13	1:04.55	12	6.99
22	68	BEB Adrian MOORE	Fisher Membrane	14	1:04.74	10	7.18
23	30	BEB Stephen DEAN	Fisher Fury	13	1:05.41	11	7.85
24	18	BEB Neil CONSTABLE-BERRY	Fisher Fury	13	1:05.74	12	8.18
25	73	BEC Peter BROWN	Loco Blade	13	1:06.01	11	8.45
26	46	BEA Buzz BILL-SBERRY	Genesis Evo	13	1:07.03	9	9.47
27	77	BEC Phil ALCOCK	Pulsar Blade	12	1:08.05	12	10.49
28	29	BEA James JOHNSON	Fisher Fury	10	1:09.48	10	11.92
29	44	BEC Judi DERISLEY	Fisher Fury	12	1:09.72	12	12.16
30	67	BEC Tony CARPENTER	Stuart Taylor Phoenix	12	1:10.25	10	13.28
31	74	BEC Daniel CROFT	Fisher Fury	9	1:14.11	8	16.58
32	61	BEA Mike ALLEN	Tiger MAE	4	1:22.52	2	24.96

Pos	No	CI	Name	Car	Time
1	99	BEC	Martin BROOKS	Caged Phoenix	58.44
2	1	BEA	Derek JONES	BMD S2	58.50
3	6	BEC	John CUNMORE	Westfield Megablade	59.94
4	5	BEA	Steve ROBINSON	Genesis RR	59.94
5	96	BEC	Tim GRAY	Raw Fulum	1:00.65
6	63	BEC	Colin CHAPMAN	Fisher Fury	1:00.69
7	11	BEC	Matt ROWE	Fisher Fury	1:01.28
8	34	BEB	Colin DUCE	Fisher Fury	1:01.28
9	9	BEC	Alastair BOUTON	Stuart Taylor Phoenix	1:01.35
10	7	BEB	Paul ROGERS	Stuart Taylor Phoenix	1:01.36
11	26	BEC	Andrew GRANT	Fisher Fury Fireblade	1:01.69
12	24	BEB	Josh SMITH	Stuart Taylor Phoenix	1:02.25
13	29	BEC	Stuart TANTON	Fisher Fury	1:02.44
14	17	BEC	David WALE	Fisher Fury	1:02.55
15	21	BEC	Matthew GREEN	Fisher Fury	1:02.85
16	88	BEC	Richard WISE	Raw Striker	1:02.87
17	15	BEA	Doug CARTER	Genesis Evo	1:03.01
18	27	BEC	Robert GRANT	Raw Striker	1:03.38
19	23	BEA	James WALKER	Westfield Megabus	1:03.75
20	68	BEB	Adrian MOORE	Genesis Evo	1:04.59
21	49	BEB	Tony GAUNT	Genesis Evo	1:04.94
22	30	BEB	Stephen DEAN	Wolfa ZXR	1:05.61
23	50	BEC	Tim HOVERD	Fisher Membrane	1:05.84
24	16	BEB	Neil CONSTABLE-BERRY	Fisher Fury	1:05.94
25	25	BEA	Peter BROWN	Fisher Fury	1:06.66
26	46	BEA	Buzz BILL-SBERRY	Loco Blade	1:06.86
27	73	BEC	Phil ALCOCK	Genesis Evo	1:07.11
28	29	BEA	James JOHNSON	Fisher Fury	1:10.21
29	44	BEC	Tony CARPENTER	Stuart Taylor Phoenix	1:10.57
30	77	BEC	Judi DERISLEY	Fisher Fury	1:10.68
31	74	BEC	Daniel CROFT	Pulsar Blade	1:12.21
32	61	BEA	Mike ALLEN	Fisher Fury	1:15.94
				Tiger MAE	1:22.52



## 2nd Best Qualifying Times

### AB Performance RGB Championship

Weather / Track: Overcast / Wet  
 Start Time: 11:44  
 Clerk of Course: *CA 28 5x 12.109*  
 Brands Hatch Indy Circuit  
 Time Issued: *19 Apr 08 12:00*  
 Chief Timekeeper: Terry Stevens

Clerk of Course: *CA 28 5x 12.109*  
 Time Issued: *19 Apr 08 12:02*  
 Chief Timekeeper: *Terry Stevens*

THESE RESULTS REMAIN PROVISIONAL FOR A MINIMUM OF 30 MINUTES FROM THE TIME OF ISSUE

Results produced on HS Sports Timing and Results Systems. Results online at www.750MC.co.uk

THESE RESULTS REMAIN PROVISIONAL FOR A MINIMUM OF 30 MINUTES FROM THE TIME OF ISSUE



## Provisional Qualifying Times - P9

### Polleysport / Yokohama SAXMAX Championship

Pl	No	Cl	Name	Car	Laps	Time on Lap	Behind	MPH
1	7	SAX	James COLBURN	Citroen Saxo VTR	14	1:02.41	9	70.73
2	34	SAX	Joe FERGUSON	Citroen Saxo VTR	11	1:02.84	7	70.25
3	77	SAX	Declan ARMSTRONG	Citroen Saxo VTR	13	1:03.47	10	69.55
4	13	SAX	Josh COOK	Citroen Saxo VTR	14	1:03.47	13	69.55
5	29	SAX	Patrick FLETCHER	Citroen Saxo VTR	13	1:03.50	6	69.52
6	6	SAX	James ROOKER-EDWARDS	Citroen Saxo VTR	14	1:03.50	7	69.52
7	23	SAX	Chris WARBURTON	Citroen Saxo VTR	14	1:03.74	13	69.26
8	44	SAX	Abbie EATON	Citroen Saxo VTR	14	1:03.76	10	69.23
9	68	SAX	Alexander LENNON	Citroen Saxo VTR	14	1:03.85	6	69.14
10	15	SAX	Jamie BROWN	Citroen Saxo VTR	14	1:04.03	10	68.94
11	27	SAX	Aaron WILLIAMSON	Citroen Saxo VTR	14	1:04.04	14	68.93
12	28	SAX	Andrew TIBBS	Citroen Saxo VTR	14	1:04.10	5	68.87
13	69	SAX	Marcus NIALL	Citroen Saxo VTR	14	1:04.54	6	68.40
14	20	SAX	Joe GRINSELL	Citroen Saxo VTR	13	1:04.74	13	68.19
15	50	SAX	Patrick MASON	Citroen Saxo VTR	14	1:05.21	5	67.69
16	96	SAX	Shaun CLAY	Citroen Saxo VTR	14	1:05.72	14	67.17
17	31	SAX	Matthew WELLER	Citroen Saxo VTR	14	1:06.01	14	66.87
18	21	SAX	Aaron TRIGWELL	Citroen Saxo VTR	13	1:06.13	13	66.75
19	66	SAX	Anton SPIRES	Citroen Saxo VTR	12	1:06.29	12	66.59

Weather / Track: Overcast / Damp

Start Time : 12:03

Brands Hatch Indy Circuit

19 Apr 08 12:19

Clerk of Course : 	Time Issued : 12:55	Chief Timekeeper : Terry Stevens 
---	------------------------	---

THESE RESULTS REMAIN PROVISIONAL FOR A MINIMUM OF 30 MINUTES FROM THE TIME OF ISSUE

Results produced on HS Sports Timing and Results Systems. Results online at [www.750MC.co.uk](http://www.750MC.co.uk)



### Provisional Qualifying Times - P11 Strata 21 BCV8 Championship

P1 No	Cl	Name	Car	Laps	Time on Lap	Behind	MPH
1	8B	Paul Shirley	MGB Roadster	17	51.51	11	85.70
2	94	John Wilson	MGB GT V8	17	51.85	8	85.14
3	97	Adrian Beer	MGB GT V8	14	52.10	14	84.73
4	92	Roy McCarthy	MGB GT V8	7	55.04	4	80.20
5	83	Phil Walker	MGB GT V8	16	55.06	14	80.17
6	75	Kevin Hall	MGB	13	55.17	14	80.01
7	71	Ken Deamer	MGB V8	15	55.59	15	79.41
8	32	Rob Huff	MGB Roadster	16	56.23	9	78.50
9	44	Peter Samuels	MGB Roadster	16	56.91	9	77.57
10	31	Johnnie Wheeler	MGB Roadster	12	57.71	9	76.49
11	34	Brian Cakerread	MGB Roadster	15	57.76	12	76.43
12	49	John Hutson	MGB	15	57.95	11	76.17
13	38	Neil Cawthorn	MGB Roadster	15	58.72	15	75.18
14	30	James Wheeler	MGB Roadster	8	58.84	5	75.02
15	49	Mike Breedon	MGB GT V8	14	59.46	11	75.52
16	53	Kevin Swann	MGB	15	59.62	8	74.04
17	50	Simon Crapps	MGB GT	8	59.63	8	74.03
18	21	Mike Harris	MGB	15	1:00.06	8	73.59
19	42	Paul Atkinson	MGB Roadster	15	1:00.13	10	73.41
20	41	Balak Farsain	MGB	14	1:00.79	13	72.82
21	37	Barry Holmes	MGB GT V8	2	1:01.12	2	72.22
22	3	Rob Muir	MGB Roadster	14	1:01.13	14	72.21
23	40	Howard Grundon	MGB GT V8	14	1:01.23	9	72.09
24	10	Terry Savory	MGB GT	14	1:03.32	13	68.71
25	2	Ian Longhurst	MGB Roadster	14	1:05.03	8	67.88

Exclusions: 10 M6 Phil Attwood  
M6 Midget  
Qualified out of session for race 11



### Strata 21 BCV8 Championship 2nd Best Qualifying Times

Pos	No	Cl	Name	Car	Time
1	36	BD	Paul Shirley	MGB Roadster	51.53
2	94	BD	John Wilson	MGB GT V8	52.00
3	97	BD	Adrian Beer	MGB GT V8	52.46
4	83	BC	Phil Walker	MGB GT V8	55.29
5	75	BC	Kevin Hall	MGB	55.37
6	92	BD	Roy McCarthy	MGB GT V8	55.58
7	71	BC	Ken Deamer	MGB V8	55.67
8	32	BB	Rob Huff	MGB Roadster	55.72
9	44	BB	Peter Samuels	MGB Roadster	56.32
10	31	BB	Johnnie Wheeler	MGB Roadster	57.01
11	34	BB	Brian Cakerread	MGB Roadster	57.86
12	49	BB	John Hutson	MGB	57.94
13	30	BB	Neil Cawthorn	MGB Roadster	58.16
14	30	BB	James Wheeler	MGB Roadster	58.95
15	53	BB	Kevin Swann	MGB	59.23
16	48	BB	Mike Breedon	MGB GT V8	59.68
17	21	BB	Mike Harris	MGB	59.72
18	50	BB	Simon Crapps	MGB GT	1:00.10
19	41	BB	Balak Farsain	MGB	1:00.20
20	42	BB	Paul Atkinson	MGB Roadster	1:00.88
21	3	BA	Rob Muir	MGB Roadster	1:01.26
22	40	BB	Howard Grundon	MGB GT V8	1:01.32
23	10	BA	Terry Savory	MGB GT	1:01.40
24	2	BA	Ian Longhurst	MGB Roadster	1:03.74
25	37	BB	Barry Holmes	MGB GT V8	1:05.06

Weather / Track: Misty / Dry

Start Time: 10:20

Check of Course: OK 10:46

Time Issued: \_\_\_\_\_

Chief Timekeeper: Terry Stevens

20 Apr 08 10:36

Brands Hatch Indy Circuit

THESE RESULTS REMAIN PROVISIONAL FOR A MINIMUM OF 30 MINUTES FROM THE TIME OF ISSUE

Results produced on HS Sports Timing and Results Systems. Results online at www.750MC.co.uk



### Strata 21 BCV8 Championship 2nd Best Qualifying Times

Pos	No	Cl	Name	Car	Time
1	36	BD	Paul Shirley	MGB Roadster	51.53
2	94	BD	John Wilson	MGB GT V8	52.00
3	97	BD	Adrian Beer	MGB GT V8	52.46
4	83	BC	Phil Walker	MGB GT V8	55.29
5	75	BC	Kevin Hall	MGB	55.37
6	92	BD	Roy McCarthy	MGB GT V8	55.58
7	71	BC	Ken Deamer	MGB V8	55.67
8	32	BB	Rob Huff	MGB Roadster	55.72
9	44	BB	Peter Samuels	MGB Roadster	56.32
10	31	BB	Johnnie Wheeler	MGB Roadster	57.01
11	34	BB	Brian Cakerread	MGB Roadster	57.86
12	49	BB	John Hutson	MGB	57.94
13	30	BB	Neil Cawthorn	MGB Roadster	58.16
14	30	BB	James Wheeler	MGB Roadster	58.95
15	53	BB	Kevin Swann	MGB	59.23
16	48	BB	Mike Breedon	MGB GT V8	59.68
17	21	BB	Mike Harris	MGB	59.72
18	50	BB	Simon Crapps	MGB GT	1:00.10
19	41	BB	Balak Farsain	MGB	1:00.20
20	42	BB	Paul Atkinson	MGB Roadster	1:00.88
21	3	BA	Rob Muir	MGB Roadster	1:01.26
22	40	BB	Howard Grundon	MGB GT V8	1:01.32
23	10	BA	Terry Savory	MGB GT	1:01.40
24	2	BA	Ian Longhurst	MGB Roadster	1:03.74
25	37	BB	Barry Holmes	MGB GT V8	1:05.06

Check of Course: OK 10:46

Time Issued: \_\_\_\_\_

Chief Timekeeper: \_\_\_\_\_

20 Apr 08 10:39

THESE RESULTS REMAIN PROVISIONAL FOR A MINIMUM OF 30 MINUTES FROM THE TIME OF ISSUE



Provisional Qualifying Times - P10  
Cambridge Race Car Bike-Sports Championship

P1 No	CI	Name	Car	Laps	Time on Lap	Behind	M/SH
1	3	BSA Jonathan WRIGHT	Radical 6 Prosport	15	45.66	9	36.68
2	2	BSA Paul TRAYHURN	Radical Prosport	15	47.12	7	33.68
3	29	BSA Tony GASTON	Radical 6 Prosport	16	48.01	13	31.95
4	46	BSA Sheridan BELL	Radical Prosport	14	48.03	12	23.7
5	39	BSA Simon FORD	Radical Prosport	17	48.32	17	91.91
6	95	BSA Richard STABLES	Radical 6 Prosport	15	48.68	13	2.66
7	19	BSA Christian RINGER	Radical Clubsport	17	48.73	17	3.07
8	66	BSA Andy CROCKETT	Radical Clubsport	17	48.96	17	3.38
9	69	BSC Bill PRICHARD	Global Light GT	14	49.10	10	3.44
10	4	BSA Ake BORNBERUSCH	Radical 6 Prosport	10	49.67	10	4.01
11	11	BSB Oliver HULME	T5 Mission	17	49.84	16	4.28
12	25	BSA James BREAKELL	Radical SR4	16	49.99	15	4.33
13	13	BSC Ian CUMMING	Speeds RS66	14	50.22	16	4.58
14	7	BSC Tommy GILMARTIN	Global GT	14	50.74	7	5.08
15	32	BSA Paul LE MAITRE	ADR Sports 3	16	50.79	12	5.13
16	81	BSC Lewis SHAW	Global GT1	2	51.15	12	5.49
17	12	BSC Graham MILLER	Radical Clubsport	16	51.35	2	5.69
18	26	BSC Mark BOOT	Radical Clubsport	15	51.42	11	5.76
19	18	BSC Andrew HARWOOD	Radical Clubsport	16	51.81	16	6.15
20	44	BSA Barry MARKS	Radical Clubsport	16	51.84	15	6.18
21	21	BSC Kevin COATER	Radical SR3	13	52.25	10	6.59
22	28	BSA Shaun MELLORS	Ketiforms Redoga	14	52.52	12	6.86
23	5	BSB Mark FALCO	Radical SR4	10	52.53	10	6.87
24	47	BSC Keith O'BRIEN	ADR 3 2007	14	52.88	13	7.22
25	8	BSC Richard DADEN	Global Light GT1	15	53.00	9	7.34
26	9	BSC Derek HAMBLBY	Radical Clubsport	12	1:03.48	12	17.82


Not Seen  
23 BSA Jay WHEALS  
27 BSA Jean PARKER

Speeds RS68  
Global GT Base

Weather / Track: Misty / Dry  
Start Time: 10:31

Brands Hatch Indy Circuit  
Clerk of Course: [Signature] 10.21 Time Issued: [Signature] Chief Timekeeper: Terry Stevens  
20 Apr 08 10:17

THESE RESULTS REMAIN PROVISIONAL FOR A MINIMUM OF 30 MINUTES FROM THE TIME OF ISSUE  
Results produced on HS Sports Timing and Results Systems. Results online at www.750MC.co.uk



Cambridge Race Car Bike-Sports Championship  
2nd Best Qualifying Times

Pos	No	CI	Name	Car	Time
1	2	BSA	Jonathan WRIGHT	Radical 6 Prosport	45.74
2	3	BSA	Paul TRAYHURN	Radical Prosport	47.13
3	30	BSA	Simon FORD	Radical Prosport	48.34
4	29	BSA	Tony GASTON	Radical 6 Prosport	48.47
5	46	BSA	Sheridan BELL	Radical Prosport	48.50
6	19	BSA	Christian RINGER	Radical Clubsport	48.55
7	95	BSA	Richard STABLES	Radical 6 Prosport	48.86
8	69	BSC	Bill PRICHARD	Global Light GT	49.31
9	66	BSA	Andy CROCKETT	Radical Clubsport	49.35
10	4	BSA	Ake BORNBERUSCH	Radical 6 Prosport	49.68
11	25	BSA	James BREAKELL	Radical SR4	50.10
12	11	BSB	Oliver HULME	T5 Mission	50.17
13	32	BSA	Paul LE MAITRE	ADR Sports 3	50.86
14	7	BSC	Tommy GILMARTIN	Global GT	51.12
15	81	BSC	Lewis SHAW	Global GT1	51.17
16	13	BSC	Ian CUMMING	Speeds RS66	51.28
17	26	BSC	Mark BOOT	Radical Clubsport	51.34
18	44	BSA	Barry MARKS	Radical Clubsport	51.42
19	18	BSC	Andrew HARWOOD	Radical Clubsport	51.85
20	21	BSC	Kevin COATER	Ketiforms Redoga	52.25
21	28	BSA	Shaun MELLORS	Radical SR4	52.38
22	6	BSC	Richard DADEN	Global Light GT1	52.78
23	5	BSB	Mark FALCO	ADR 3 2007	53.23
24	17	BSC	Keith O'BRIEN	Global GT1	53.62
25	12	BSC	Graham MILLER	Global GT1	54.60
26	9	BSC	Derek HAMBLBY	Radical Clubsport	1:04.50

Brands Hatch Indy Circuit  
Clerk of Course: [Signature] 10.21 Time Issued: [Signature] Chief Timekeeper: [Signature]  
20 Apr 08 10:20

THESE RESULTS REMAIN PROVISIONAL FOR A MINIMUM OF 30 MINUTES FROM THE TIME OF ISSUE



Provisional Qualifying Times - P14  
Polleysport / Yokohama SAXMAX Championship

Pl	No	Cl	Name	Car	Laps	Time on Lap	Behind	MPH	
1	7	SAX	James COLBURN	Citroen Saxo VTR	10	1:00.08	7	73.47	
2	34	SAX	Joe FERGUSON	Citroen Saxo VTR	9	1:00.69	6	0.61	72.74
3	44	SAX	Abbie EATON	Citroen Saxo VTR	14	1:01.01	7	0.93	72.35
4	29	SAX	Patrick FLETCHER	Citroen Saxo VTR	11	1:01.03	6	0.95	72.33
5	6	SAX	James ROOKER-EDWARDS	Citroen Saxo VTR	15	1:01.18	7	1.10	72.15
6	* 23	SAX	Chris WARBURTON	Citroen Saxo VTR	13	1:01.36	8	1.28	71.94
7	15	SAX	Jamie BROWN	Citroen Saxo VTR	11	1:01.43	9	1.35	71.86
8	28	SAX	Andrew TIBBS	Citroen Saxo VTR	15	1:01.44	9	1.36	71.85
9	13	SAX	Josh COOK	Citroen Saxo VTR	13	1:01.48	8	1.40	71.80
10	27	SAX	Aaron WILLIAMSON	Citroen Saxo VTR	15	1:01.49	2	1.41	71.79
11	68	SAX	Alexander LENNON	Citroen Saxo VTR	15	1:01.70	11	1.62	71.54
12	77	SAX	Declan ARMSTRONG	Citroen Saxo VTR	13	1:01.91	4	1.83	71.30
13	20	SAX	Joe GRINSELL	Citroen Saxo VTR	9	1:02.55	4	2.47	70.57
14	* 66	SAX	Anton SPIRES	Citroen Saxo VTR	13	1:02.62	6	2.54	70.49
15	50	SAX	Patrick MASON	Citroen Saxo VTR	12	1:03.01	5	2.93	70.06
16	96	SAX	Shaun CLAY	Citroen Saxo VTR	12	1:03.33	10	3.25	69.70
17	21	SAX	Aaron TRIGWELL	Citroen Saxo VTR	14	1:03.71	11	3.63	69.29
18	69	SAX	Marcus NIALL	Citroen Saxo VTR	12	1:04.30	5	4.22	68.65
19	31	SAX	Matthew WELLER	Citroen Saxo VTR	14	1:04.40	6	4.32	68.55

\* No 66 - NO TRANSPONDER SIGNAL DETECTED. No 23 - NO TRANSPONDER ON LAST LAP.

Weather / Track: Misty / Dry

Start Time : 11:25


Brands Hatch Indy Circuit

20 Apr 08 11:42

Clerk of Course: <i>Calibyn</i>	Time Issued : 11:51	Chief Timekeeper : Terry Stevens <i>[Signature]</i>
------------------------------------	------------------------	--

THESE RESULTS REMAIN PROVISIONAL FOR A MINIMUM OF 30 MINUTES FROM THE TIME OF ISSUE

Results produced on HS Sports Timing and Results Systems. Results online at [www.750MC.co.uk](http://www.750MC.co.uk)




Combined Qualifying Times  
Demon Tweeks / Yokohama Stock Hatch  
Championship

Pos	No	Cl	Name	Car	Session	Laps	Best on Lap	Mch
1	82	SH	Graham BULLHOLLAND	Citroen Saxo VTR	A	15	99.78	12 73.84
2	7	SH	Ryan BENFLEY	Citroen Saxo VTR	B	13	88.82	4 73.79
3	5	SH	Matthew FOLEY	Citroen Saxo VTR	B	13	88.84	42 73.77
4	64	SH	Phil GROVE	Peugeot 106 Rallye	A	15	89.85	13 73.63
5	101	SH	Robbie BOON	Citroen Saxo VTR	A	15	89.85	14 73.63
6	42	SH	Jeff HAMPREES	Peugeot 106 Rallye	A	15	89.87	13 73.63
7	15	SH	James MARSHALL	Citroen Saxo VTR	B	13	1:00.80	12 73.57
8	74	SH	Chris CODY	Citroen Saxo VTR	A	15	1:00.81	15 73.56
9	41	SH	Mark WARD	Citroen Saxo VTR	A	15	1:00.85	11 73.51
10	5	SH	Craig BELL	Citroen Saxo	A	13	1:00.09	9 73.46
11	99	SH	Craig VARNEY	Citroen Saxo VTR	A	13	1:00.10	6 73.45
12	3	SH	Simon HUNT	Citroen Saxo VTR	B	13	1:00.13	12 73.41
13	89	SH	George MURRELLS	Citroen Saxo VTR	B	13	1:00.16	10 73.38
14	42	SHB	Lee SCOTT	Ford Fiesta XR2	B	13	1:00.24	13 73.28
15	53	SH	Tom MOLYNEUX	Peugeot 106 Rallye	A	15	1:00.29	8 73.22
16	4	SH	Terry ROUGHTON	Citroen Saxo VTR	A	15	1:00.37	15 73.12
17	9	SH	Darren WILSON	Peugeot 106 XSI	A	14	1:00.52	7 72.94
18	10	SHB	Mark ROZIER	Peugeot 205 GTI	B	13	1:00.86	11 72.77
19	17	SHB	Adam CAST	Ford Fiesta XR2	B	13	1:00.89	8 72.74
20	93	SH	Andrew FOLEY	Citroen Saxo VTR	A	15	1:00.86	9 72.89
21	54	SH	Mark BOON	Peugeot 106 XSI	B	13	1:00.81	8 72.83
22	107	SHB	Mark DIGBY	Ford Fiesta XR2	B	13	1:00.86	11 72.77
23	29	SH	William HORNSEY	Peugeot 106 Rallye	B	13	1:00.89	8 72.74
24	61	SHB	Iain CLARK	Ford Fiesta XR2	B	13	1:00.70	10 72.72
25	14	SH	Carl SWAN	Peugeot 106 XSI	B	13	1:00.78	8 72.63
26	40	SH	Amy BARKER	Citroen Saxo VTR	B	13	1:00.87	7 72.53
27	77	SHB	Andy PHILLIPPS	Ford Fiesta XR2	B	13	1:00.90	6 72.48
28	33	SHB	Paul COLLAM	Ford Fiesta XR2	B	13	1:00.94	8 72.44
29	48	SH	Wayne HARRIS	Citroen Saxo VTR	B	13	1:00.94	10 72.44
30	29	SH	Dan SWAINERS	Peugeot 106 Rallye	B	13	1:00.94	10 72.44
31	88	SHB	Damian COTTELL	Ford Fiesta XR2	B	13	1:00.98	7 72.39
32	75	SH	Joe McMILLAN	Citroen Saxo VTR	B	13	1:01.02	6 72.34
33	70	SHB	Darren BARKEN	Peugeot 205 GTI	A	14	1:01.07	9 72.28
34	63	SHB	Mauroe DAVIES	Ford Fiesta XR2	A	14	1:01.09	10 72.28
35	22	SHB	Gary FEAKINS	Peugeot 205 GTI	A	14	1:01.10	13 71.87
36	104	SHB	Mauroe FOWDREY	Ford Fiesta XR2	A	14	1:01.10	13 72.25
37	59	SH	Steve NOBLE	Citroen Saxo VTR	B	12	1:01.22	7 72.11
38	30	SHB	Kieran FORNITON	Peugeot 205 GTI	A	14	1:01.29	13 72.02
39	86	SHB	Edward COOPER	Vauxhall Nova GSI	A	15	1:01.35	12 71.95
40	21	SH	Jessie GOLBY	Citroen Saxo VTR	A	15	1:01.54	12 71.73
41	72	SHB	Jonathan WOOLLEY	Ford Fiesta XR2	B	12	1:01.58	12 71.68
42	91	SH	Ashley COLLINS	Vauxhall Corsa Sport	B	12	1:01.59	10 71.64
43	71	SHB	Tim MIZEN	Ford Fiesta XR2	A	14	1:01.72	9 71.64
44	95	SHB	Steeve KIRKLEW	Ford Fiesta XR2	A	13	1:01.76	11 71.62
45	80	SHB	Wayne GOODWIN	Ford Fiesta XR2	B	12	1:01.94	13 71.48
46	49	SHB	Duane MCKRUDDEN	Ford Fiesta XR2	A	14	1:02.06	6 71.43
47	18	SHB	Derek ROZIER	Ford Fiesta XR2	B	12	1:02.07	9 71.42
48	25	SHB	Nail WALSH	Ford Fiesta XR2	B	10	1:02.36	6 70.79
49	98	SHB	Geoff PENNINGTON	Suzuki Swift	A	6		

\* No 25, 51 - NO TRANSPONDER No 65 - LOW TRANSPONDER SIGNAL - CHECK LOCATION.

Client of Course: ASR 11.34 Time Issued: \_\_\_\_\_ Chief Timekeeper: \_\_\_\_\_  
 Brands Hatch Indy Circuit  
 THESE RESULTS REMAIN PROVISIONAL FOR A MINIMUM OF 30 MINUTES FROM THE TIME OF ISSUE  
 Results produced on HS Sports Timing and Results Systems. Results online at www.750MC.co.uk

20 Apr 08 11:24



Combined Qualifying Times  
Demon Tweeks / Yokohama Stock Hatch  
Championship


Pos	No	Cl	Name	Car	Session	Laps	Best on Lap	Mch
60	62	SHB	Richard GIBSON	Ford Fiesta XR2	A	14	1:02.53	14 70.50
51	52	SH	Shuan HAGEN	Citroen Saxo VTR	B	12	1:02.61	11 70.51
52	78	SHB	Brian SPENCER	Ford Fiesta XR2	A	14	1:02.92	14 70.08
53	51	SHB	Ben GLADWIN	Peugeot 205 GTI	B	12	1:03.02	3 70.05
54	69	SHB	Tim HARRADINE	Ford Fiesta XR2	A	14	1:03.03	13 70.04
55	65	SHB	George ROBINSON	Peugeot 205 GTI	B	12	1:03.28	10 69.76
56	60	SH	Geoff BLUFF	Citroen Saxo VTR	A	13	1:03.35	12 69.68
57	45	SHB	Bob FOSSEY	Ford Fiesta XR2	A	14	1:03.80	11 69.19
58	67	SHB	Jason COX	Ford Fiesta XR2	A	5	1:04.46	4 68.48
59	38	SHB	Sarah NIELLETT	Peugeot 205 GTI	A	13	1:05.30	12 67.66
60	56	SHB	Jason HIND	Ford Fiesta XR2	B	3		
61	85	SH	Stuart HERRICHT	Citroen Saxo VTR	A	11	1:06.25	9 67.39
62	20	SH	Gareth WRIGHT	Peugeot 106 XSI	B	0	DNS	0 64.88
63	44	SH	Simon WELFORD	Peugeot 106	B	0	DNS	0

\* No 25, 51 - NO TRANSPONDER No 65 - LOW TRANSPONDER SIGNAL - CHECK LOCATION.

Client of Course: ASR 11.34 Time Issued: \_\_\_\_\_ Chief Timekeeper: \_\_\_\_\_  
 Brands Hatch Indy Circuit  
 THESE RESULTS REMAIN PROVISIONAL FOR A MINIMUM OF 30 MINUTES FROM THE TIME OF ISSUE  
 Results produced on HS Sports Timing and Results Systems. Results online at www.750MC.co.uk

20 Apr 08 11:24






Combined Qualifying Times  
Demon Tweaks / Yokohama Stock Hatch  
Championship

Pos	No	Cl	Name	Car	Session	Laps	Best on Lap	Mph	
1	82	SH	Graham MULLHOLLAND	Citroen Saxo VTR	A	15	59.78	12	73.84
2	7	SH	Ryan BENSLEY	Citroen Saxo VTR	B	13	59.82	4	73.79
3	5	SH	Matthew FOLEY	Citroen Saxo VTR	B	15	59.84	12	73.77
4	84	SH	Pat GROVE	Peugot 106 Rallye	A	13	59.95	14	73.63
5	101	SH	Robbie BOON	Citroen Saxo VTR	A	15	59.95	13	73.63
6	12	SH	Jeff HUMPHRIES	Peugot 106 Rallye	A	15	59.95	14	73.63
7	15	SH	James MARSHALL	Citroen Saxo VTR	A	13	59.97	12	73.61
8	74	SH	Chris COOY	Citroen Saxo VTR	A	15	1:00.01	15	73.56
9	41	SH	Math WARD	Citroen Saxo VTR	A	15	1:00.05	11	73.51
10	6	SH	Craig BELL	Citroen Saxo	A	13	1:00.09	9	73.46
11	99	SH	Craig VARNER	Citroen Saxo VTR	A	13	1:00.10	6	73.45
12	3	SH	Simon HUNT	Peugot 106 XSI	B	13	1:00.13	12	73.41
13	89	SH	George MURRELLS	Citroen Saxo VTR	B	13	1:00.16	10	73.38
14	42	SHB	Lee SCOTT	Ford Fiesta XR2i	B	13	1:00.24	11	73.28
15	53	SH	Tom MOLYNEUX	Peugot 106 Rallye	B	13	1:00.25	8	73.27
16	4	SH	Terry ROUGHTON	Citroen Saxo VTR	A	15	1:00.29	6	73.22
17	9	SH	Darren WILSON	Peugot 106 XSI	A	15	1:00.37	45	72.12
18	10	SHB	Matt ROZIER	Peugot 205 GTI	A	14	1:00.52	7	72.94
19	17	SHB	Adam CAST	Ford Fiesta XR2	B	13	1:00.56	15	72.89
20	93	SH	Andrew FOLEY	Citroen Saxo VTR	A	15	1:00.61	6	72.83
21	54	SH	Martin BOON	Rover GTi	B	13	1:00.66	14	72.77
22	107	SHB	Matt DICBY	Ford Fiesta XR2	B	13	1:00.69	8	72.74
23	29	SH	William HORNSEY	Peugot 106 Rallye	B	13	1:00.70	10	72.72
24	61	SHB	Lain CLARK	Peugot 106 XSI	B	12	1:00.78	6	72.63
25	14	SH	Carl SWAN	Citroen Saxo VTR	B	13	1:00.87	7	72.52
26	40	SH	Amy BARKER	Ford Fiesta XR2i	B	13	1:00.90	8	72.48
27	77	SHB	Andy PHILPOTTS	Citroen Saxo VTR	B	12	1:00.94	10	72.44
28	33	SHB	Paul COULAM	Citroen Saxo VTR	B	12	1:00.98	6	72.39
29	48	SH	Wayne HARRIS	Peugot 106 Rallye	B	12	1:01.00	7	72.37
30	28	SH	Dan SUMMERS	Citroen Saxo VTR	B	12	1:01.02	6	72.34
31	88	SHB	Dominic COTTRELL	Peugot 205 GTI	A	14	1:01.07	9	72.28
32	75	SH	Joe McMILLAN	Ford Fiesta XR2	A	14	1:01.09	10	72.26
33	70	SHB	Darren BARDEN	Citroen Saxo VTR	B	12	1:01.10	13	72.25
34	63	SHB	Maurice DAVIES	Peugot 205 GTI	A	14	1:01.22	7	72.11
35	22	SHB	Gary FEAKINS	Peugot 205 GTI	A	14	1:01.29	13	72.02
36	104	SHB	Matty POWDERY	Ford Fiesta XR2	A	14	1:01.35	12	71.95
37	59	SH	Steve NOBLE	Citroen Saxo VTR	B	15	1:01.50	15	71.78
38	36	SHB	Kieran FORNITON	Peugot 205 GTI	B	12	1:01.58	12	71.66
39	86	SHB	Edward COOPER	Vauxhall Nova GSi	A	15	1:01.59	10	71.67
40	21	SH	Jamie GOLBY	Citroen Saxo VTR	A	15	1:01.62	9	71.64
41	72	SHB	Jonathan WOOLLEY	Ford Fiesta XR2i	B	12	1:01.72	13	71.52
42	91	SH	Ashley COLLINS	Vauxhall Corsa Sport	B	12	1:01.76	13	71.48
43	71	SHB	Tim RIZEN	Ford Fiesta XR2i	A	13	1:01.94	13	71.27
44	95	SHB	Scott KIRLEW	Ford Fiesta XR2	A	14	1:01.94	13	71.27
45	50	SHB	Wayne GOODWIN	Ford Fiesta XR2	A	14	1:02.06	6	71.13
46	49	SHB	Oil McCURDREN	Ford Fiesta XR2	B	12	1:02.07	8	71.12
47	16	SHB	Derek ROZIER	Ford Fiesta XR2	B	10	1:02.36	6	70.79
48	25	SHB	Neil WALSH	Suzuki Swift	A	8			
49	86	SHB	Geoff PENNINGTON						

\* No 25, 51 - NO TRANSPONDER, No 65 - LOW TRANSPONDER SIGNAL - CHECK LOCATION

Clerk of Course: ASR 1134 Time Issued: \_\_\_\_\_ Chief Timekeeper: \_\_\_\_\_  
20 Apr 08 11:24

THESE RESULTS REMAIN PROVISIONAL FOR A MINIMUM OF 30 MINUTES FROM THE TIME OF ISSUE  
Results produced on HS Sports Timing and Results Systems. Results online at www.750MC.co.uk



Combined Qualifying Times  
Demon Tweaks / Yokohama Stock Hatch  
Championship

Pos	No	Cl	Name	Car	Session	Laps	Best on Lap	Mph	
50	62	SHB	Richard GIBSON	Ford Fiesta XR2	A	14	1:02.53	14	70.60
51	52	SH	Sharr HADEN	Citroen Saxo VTR	B	12	1:02.61	11	70.51
52	76	SHB	Daniel SPENCER	Ford Fiesta XR2	A	14	1:02.96	14	70.08
53	51	SHB	Ben GLADWYN	Peugot 205 GTI	B	12	1:03.02	3	70.05
54	69	SHB	Tom HARRADINE	Ford Fiesta XR2i	A	14	1:03.03	13	70.04
55	65	SHB	George ROBINSON	Peugot 205 GTI	B	12	1:03.28	10	69.76
56	60	SH	Geoff BLUFF	Citroen Saxo VTR	A	13	1:03.35	12	69.66
57	45	SHB	Bob FOSSEY	Ford Fiesta XR2	A	14	1:03.80	11	69.19
58	38	SHB	Jason COX	Peugot 205 GTI	A	14	1:04.46	4	68.48
59	38	SHB	Sarah NIBLETT	Ford Fiesta XR2	A	13	1:05.30	12	67.60
60	56	SHB	Jason RIND	Ford Fiesta XR2	B	3	1:05.50	2	67.59
61	85	SH	Stuart HERRIOTT	Citroen Saxo VTR	A	11	1:08.25	9	64.88
62	20	SH	Gareth WRIGHT	Peugot 106 XSI	B	0	DNS	0	
63	44	SH	Simon WELFORD	Peugot 106	B	0	DNS	0	

\* No 25, 51 - NO TRANSPONDER, No 65 - LOW TRANSPONDER SIGNAL - CHECK LOCATION

Clerk of Course: ASR 1134 Time Issued: \_\_\_\_\_ Chief Timekeeper: \_\_\_\_\_  
20 Apr 08 11:24

THESE RESULTS REMAIN PROVISIONAL FOR A MINIMUM OF 30 MINUTES FROM THE TIME OF ISSUE  
Results produced on HS Sports Timing and Results Systems. Results online at www.750MC.co.uk

# RACE GRID

## 750MC MR2 Championship

### Race 1

ROW 16		<b>15</b> 01:07.730 David ROWE	
ROW 15	<b>21</b> 01:06.830 Ben ROWE		<b>42</b> 01:07.000 Chris STEWART
ROW 14		<b>57</b> 01:06.140 Toni GLADDING	<b>8</b> 01:06.470 Andy WINTERTON
ROW 13	<b>79</b> 01:04.760 Jonathan GRIMES		<b>17</b> 01:05.840 Marcus MAHY
ROW 12		<b>98</b> 01:04.070 Hugh GILMOUR	<b>19</b> 01:04.640 Craig ROBERTSON
ROW 11	<b>89</b> 01:03.790 David WEAIVING		<b>12</b> 01:03.870 Phil WILSON
ROW 10		<b>18</b> 01:03.630 David HENDERSON	<b>5</b> 01:03.670 Lee BULLOCK
ROW 9	<b>10</b> 01:03.380 Alan HENDERSON		<b>4</b> 01:03.490 Nick JONES
ROW 8		<b>7</b> 01:03.350 John WILSON	<b>6</b> 01:03.370 Clive MORPHETT
ROW 7	<b>64</b> 01:03.000 Matthew MARSH		<b>14</b> 01:03.180 Rob HORSFIELD
ROW 6		<b>88</b> 01:02.660 Alic KITSON	<b>28</b> 01:02.840 Zac CHAPMAN
ROW 5	<b>99</b> 01:02.550 Arthur GILMOUR		<b>2</b> 01:02.610 Rowland WOOLLEY
ROW 4		<b>1</b> 01:01.780 Patrick MORTELL	<b>94</b> 01:02.110 Paul COOMBS
ROW 3	<b>27</b> 01:01.650 Dallas JACKSON		<b>11</b> 01:01.670 David LITCHFIELD
ROW 2		<b>58</b> 01:01.460 Steve LUMLEY	<b>73</b> 01:01.550 Mark JESSOP
ROW 1	<b>80</b> 01:00.450 Adam LITCHFIELD		<b>95</b> 01:00.660 Anthony DAY

POLE

# RACE GRID

## 750MC Golf GTi Championship

### Race 2

ROW 16			
ROW 15	<b>10</b> 01:06.140 James COLBOURNE		<b>6</b> 01:20.150 Alistair SEDWELL
ROW 14		<b>19</b> 01:05.670 Dave LOCKHART	<b>14</b> 01:05.870 Jamie BUTCHER
ROW 13	<b>28</b> 01:05.460 Adrian WARD		<b>18</b> 01:05.560 Ian WARD
ROW 12		<b>70</b> 01:05.200 Anthony MARLOW	<b>11</b> 01:05.350 Jake JOHNSON
ROW 11	<b>25</b> 01:04.930 Gavin DRAKE		<b>9</b> 01:05.090 Susanna KENNISTON
ROW 10		<b>99</b> 01:04.540 Pete APLEYARD	<b>13</b> 01:04.890 Oliver WILTON
ROW 9	<b>64</b> 01:04.410 Kevin GLOVER		<b>27</b> 01:04.490 Craig ROBERTS
ROW 8		<b>33</b> 01:03.830 Gemma HAMPSHIRE	<b>47</b> 01:04.380 Andrew WALKER
ROW 7	<b>21</b> 01:03.120 Martyn BROWN		<b>4</b> 01:03.310 Luke WALES
ROW 6		<b>30</b> 01:02.660 Andy STENNING	<b>43</b> 01:02.680 Christopher PETTO
ROW 5	<b>65</b> 01:02.310 Luke SCHLEWITZ		<b>29</b> 01:02.650 Adam HANCE
ROW 4		<b>31</b> 01:02.150 Nick PORTER	<b>7</b> 01:02.300 John MAWDSLEY
ROW 3	<b>15</b> 01:01.900 Scott GIBBINS		<b>37</b> 01:02.090 Jamie PACKHAM
ROW 2		<b>68</b> 01:01.500 Verity YOUNG	<b>26</b> 01:01.660 Michael THURSTON
ROW 1	<b>41</b> 01:00.060 Ian CARVELL		<b>16</b> 01:00.820 Steven KAUDEUR

POLE

# RACE GRID

## 750MC Formula 4 Championship

### Race 3

<b>36</b>	Oliver SIRRELL	01:02.550
-----------	----------------	-----------

<b>8</b>	Clive YORATH	01:01.800
----------	--------------	-----------

<b>39</b>	James HARRIS	00:59.440
-----------	--------------	-----------

<b>26</b>	Andrew MINNETT	00:58.620
-----------	----------------	-----------

<b>31</b>	Mark EDWARDS	00:58.390
-----------	--------------	-----------

<b>28</b>	Matt HAYES	00:57.940
-----------	------------	-----------

<b>57</b>	Simon EMMERSON	00:57.440
-----------	----------------	-----------

<b>10</b>	Jennifer SCOTT	00:56.220
-----------	----------------	-----------

<b>99</b>	Charles ADRIAN	00:55.840
-----------	----------------	-----------

<b>43</b>	John ROBERTS	00:55.030
-----------	--------------	-----------

<b>11</b>	Barry PRITCHARD	00:54.610
-----------	-----------------	-----------

<b>1</b>	Steve SAVAGE	00:54.060
----------	--------------	-----------

<b>3</b>	Malcolm SCOTT	00:53.860
----------	---------------	-----------

<b>69</b>	Lee CUNNINGHAM	00:51.970
-----------	----------------	-----------

<b>37</b>	Jonathan CLEMENTS	01:02.310
-----------	-------------------	-----------

<b>9</b>	Mike WEBBER	01:01.010
----------	-------------	-----------

<b>64</b>	John WHITBOURN	00:59.050
-----------	----------------	-----------

<b>91</b>	David HEALEY	00:58.560
-----------	--------------	-----------

<b>56</b>	Bryn TOOTELL	00:58.270
-----------	--------------	-----------

<b>19</b>	Matthew WOOD	00:57.540
-----------	--------------	-----------

<b>24</b>	Richard MENDOZA	00:56.910
-----------	-----------------	-----------

<b>44</b>	Phil BURROWS	00:56.070
-----------	--------------	-----------

<b>5</b>	Jonathan WESTON-TAYL	00:55.660
----------	----------------------	-----------

<b>2</b>	Chris KITE	00:54.690
----------	------------	-----------

<b>29</b>	Chris TIMMS	00:54.460
-----------	-------------	-----------

<b>55</b>	Peter ALLEN	00:53.870
-----------	-------------	-----------

<b>27</b>	Jeremy WALKER	00:52.310
-----------	---------------	-----------

**POLE**

# RACE GRID

## 750MC Formula Vee Championship

### Race 4 - Heat

<b>27</b> John HUGHES Subject to	<b>47</b> Niall McCARTHY Subject to
<b>2</b> Martin FARMER Subject to	<b>32</b> Anthony MITCHELL Subject to
<b>28</b> Ben WILLIAMS 01:13.740	<b>42</b> John TOWNSHEND 01:13.870
<b>23</b> Sam ENGINEER 01:10.360	<b>26</b> Peter ANDREWS 01:10.440
<b>72</b> James CONYERS 01:07.610	<b>36</b> Tim HILL 01:09.840
<b>85</b> Tony DOWSON 01:07.300	<b>57</b> Peter DUNNE 01:07.470
<b>49</b> Richard HONICK 01:06.710	<b>97</b> Perry TUBB 01:07.070
<b>41</b> Cormac MUNNELLY 01:05.250	<b>21</b> Richard POTTERTON 01:05.500
<b>74</b> Angus MAYHEW 01:05.000	<b>77</b> Fernando GASPAR 01:05.220
<b>25</b> Jason MILLS 01:04.920	<b>73</b> Clinton BELL 01:04.960
<b>31</b> Phillip FOSTER 01:04.350	<b>40</b> Charlie REILLY 01:04.620
<b>58</b> Fernando MAYER GASPA 01:03.340	<b>43</b> Neale HURREN 01:03.530
<b>48</b> Tim PROBERT 01:03.160	<b>54</b> Adrian WESTON 01:03.170
<b>70</b> Nick BROWN 01:02.460	<b>34</b> Lee LEVETT 01:02.460


**POLE**

# RACE GRID

## Polleysport / Yokohama SAXMAX Championship

### Race 5

ROW 10	<b>66</b> 01:06.290 Anton SPIRES	
ROW 9	<b>31</b> 01:06.010 Matthew WELLER	<b>21</b> 01:06.130 Aaron TRIGWELL
ROW 8	<b>50</b> 01:05.210 Patrick MASON	<b>96</b> 01:05.720 Shaun CLAY
ROW 7	<b>69</b> 01:04.540 Marcus NIALL	<b>20</b> 01:04.740 Joe GRINSELL
ROW 6	<b>27</b> 01:04.040 Aaron WILLIAMSON	<b>28</b> 01:04.100 Andrew TIBBS
ROW 5	<b>68</b> 01:03.850 Alexander LENNON	<b>15</b> 01:04.030 Jamie BROWN
ROW 4	<b>23</b> 01:03.740 Chris WARBURTON	<b>44</b> 01:03.760 Abbie EATON
ROW 3	<b>29</b> 01:03.500 Patrick FLETCHER	<b>6</b> 01:03.500 James ROOKER-EDWAR
ROW 2	<b>77</b> 01:03.470 Declan ARMSTRONG	<b>13</b> 01:03.470 Josh COOK
ROW 1	<b>7</b> 01:02.410 James COLBURN	<b>34</b> 01:02.840 Joe FERGUSON
<b>POLE</b>		



# MG Midget Challenge

## Race 6

ROW 12			
ROW 11	15 01:12.568 JASON MEREDITH	41 01:13.876 JOHN STANNON	
ROW 10	37 01:11.010 ANDREW LOWIS	11 01:12.130 DAVID JAMES	
ROW 9	12 01:09.846 MARTIN HILL LARD	16 01:10.700 LEE GRISHAM	
ROW 8	34 01:09.460 IAN LANGFORD	36 01:09.770 STEPHEN COLLINSON	
ROW 7	3 01:07.820 ADRIAN MOORE	9 01:08.270 HOLLY SAMBELL	
ROW 6	32 01:07.410 DAVID PYM	2 01:07.450 DOMINIC MOONEY	
ROW 5	33 01:06.876 JOHN COLLINSON	7 01:06.870 PETER COLLINSON	
ROW 4	64 01:05.180 RICHARD PERRY	5 01:05.940 IAN STAGG	
ROW 3	65 01:03.670 MARTIN MORRIS	6 01:04.130 ANDREW ACTMAN	
ROW 2	63 01:02.990 GAIL DUFFY	66 01:03.340 TIM STORRAR	
ROW 1	61 01:00.588 WILLIAM SMALLRIDGE	62 01:02.440 EDWARD REEVE	

POLE

# MG Midget Challenge

## Race 11

ROW 12	10 Subject to qual PHIL ATTWOOD		
ROW 11	15 01:13.710 JASON MEREDITH	41 01:14.370 JOHN STANNON	
ROW 10	11 01:12.970 DAVID JAMES	16 01:13.250 LEE GRISHAM	
ROW 9	12 01:10.200 MARTIN HILL LARD	37 01:11.130 ANDREW LOWIS	
ROW 8	34 01:09.840 IAN LANGFORD	36 01:10.150 STEPHEN COLLINSON	
ROW 7	33 01:08.700 JOHN COLLINSON	9 01:08.850 HOLLY SAMBELL	
ROW 6	2 01:07.240 DOMINIC MOONEY	3 01:07.870 ADRIAN MOORE	
ROW 5	7 01:07.200 PETER COLLINSON	32 01:07.810 DAVID PYM	
ROW 4	5 01:06.020 IAN STAGG	64 01:06.690 RICHARD PERRY	
ROW 3	65 01:04.440 MARTIN MORRIS	6 01:04.490 ANDREW ACTMAN	
ROW 2	63 01:03.220 GAIL DUFFY	66 01:03.440 TIM STORRAR	
ROW 1	61 01:00.720 WILLIAM SMALLRIDGE	62 01:02.650 EDWARD REEVE	

POLE



# RACE GRID

## MG Midget Challenge

### Race 6

ROW 12			
ROW 11	<b>15</b> 01:12.560 Jason MEREDITH	<b>41</b> 01:13.870 John STANYON	
ROW 10		<b>37</b> 01:11.010 Andrew LOWIS	<b>11</b> 01:12.130 David JAMES
ROW 9	<b>12</b> 01:09.840 Martin HILLARD	<b>16</b> 01:10.700 Les GRIMSHAW	
ROW 8		<b>34</b> 01:09.460 Ian LANGFORD	<b>36</b> 01:09.770 Stephen COLLINSON
ROW 7	<b>3</b> 01:07.620 Adrian MOORE	<b>9</b> 01:08.270 Holly SAMBELL	
ROW 6		<b>32</b> 01:07.410 David PYMM	<b>2</b> 01:09.450 Dominic MOONEY
ROW 5	<b>33</b> 01:06.870 John COLLINSON	<b>7</b> 01:06.910 Peter COLLINSON	
ROW 4		<b>64</b> 01:05.180 Richard PERRY	<b>5</b> 01:05.910 Ian STAGG
ROW 3	<b>65</b> 01:03.670 Martin MORRIS	<b>6</b> 01:04.130 Andrew ACTMAN	
ROW 2		<b>63</b> 01:02.990 Gil DUFFY	<b>66</b> 01:03.340 Tim STORRAR
ROW 1	<b>61</b> 01:00.500 William SMALLRIDGE	<b>62</b> 01:02.400 Edward REEVE	

POLE

# AB Performance RGB Championship

## Race 7

ROW 16	74	01:14.110 Derek CROFT	61	01:22.520 Mark ALLEN
ROW 15	44	01:09.720 Judd DERISLEY	67	01:19.760 Tony CARPENTER
ROW 14	77	01:08.050 Phil ALCOCK	20	01:09.460 James JOHNSON
ROW 13	73	01:06.010 Peter BROWN	46	01:07.030 Buz BILLSBERRY
ROW 12	30	01:05.410 Stephen DEAN	16	01:05.740 Neil CONSTABLE-BERRY
ROW 11	49	01:04.550 Tony CALANT	68	01:04.740 Adrian MOORE
ROW 10	50	01:03.390 Tim HOYERD	23	01:04.260 James WALKER
ROW 9	88	01:02.820 Richard WISE	15	01:03.180 Doug CARTER
ROW 8	29	01:02.550 Stuart TANTON	27	01:02.710 Robert GRANT
ROW 7	26	01:01.940 Andrew CRANT	17	01:02.110 David WALE
ROW 6	24	01:01.580 John SMITH	21	01:01.890 Matthew GREEN
ROW 5	9	01:01.140 Ashley BOLLTON	7	01:01.210 Paul ROGERS
ROW 4	63	01:00.940 Colin CHAPMAN	11	01:01.050 Mark ROWE
ROW 3	96	01:00.200 Tim GRAY	34	01:00.480 Colin DUCE
ROW 2	6	00:59.710 John CUTMORE	5	00:59.980 Steve ROBINSON
ROW 1	1	00:57.980 Derek JONES	99	00:57.770 Martin BROOKS

POLE

Printed : 12:01, 19 April 2008

HS Sports Timing and Results Systems

Brands Hatch Indy Circuit

# AB Performance RGB Championship

## Race 12

ROW 16	74	01:15.940 Derek CROFT	61	01:22.820 Mark ALLEN
ROW 15	44	01:10.850 Judd DERISLEY	77	01:12.270 Phil ALCOCK
ROW 14	20	01:10.210 James JOHNSON	67	01:10.870 Tony CARPENTER
ROW 13	73	01:06.060 Peter BROWN	46	01:07.110 Buz BILLSBERRY
ROW 12	50	01:05.610 Tim HOYERD	16	01:05.940 Neil CONSTABLE-BERRY
ROW 11	49	01:04.940 Tony CALANT	30	01:05.480 Stephen DEAN
ROW 10	23	01:04.590 James WALKER	68	01:04.930 Adrian MOORE
ROW 9	15	01:03.380 Doug CARTER	27	01:03.750 Robert GRANT
ROW 8	21	01:02.870 Matthew GREEN	88	01:03.910 Richard WISE
ROW 7	29	01:02.650 Stuart TANTON	17	01:02.740 David WALE
ROW 6	26	01:02.250 Andrew CRANT	24	01:02.240 John SMITH
ROW 5	9	01:01.360 Ashley BOLLTON	7	01:01.690 Paul ROGERS
ROW 4	11	01:01.290 Mark ROWE	34	01:01.350 Colin DUCE
ROW 3	96	01:00.690 Tim GRAY	63	01:00.940 Colin CHAPMAN
ROW 2	6	00:59.540 John CUTMORE	5	01:00.930 Steve ROBINSON
ROW 1	99	00:58.140 Martin BROOKS	1	00:58.950 Derek JONES

POLE

Printed : 12:04, 19 April 2008

HS Sports Timing and Results Systems

Brands Hatch Indy Circuit

# RACE GRID

## AB Performance RGB Championship

### Race 7

ROW 16	<b>74</b> 01:14.110 Daniel CROFT	<b>61</b> 01:22.520 Mike ALLEN
ROW 15	<b>44</b> 01:09.720 Judi DERISLEY	<b>67</b> 01:10.760 Tony CARPENTER
ROW 14	<b>77</b> 01:08.050 Phil ALCOCK	<b>20</b> 01:09.480 James JOHNSON
ROW 13	<b>73</b> 01:06.010 Peter BROWN	<b>46</b> 01:07.030 Buzz BILLSBERRY
ROW 12	<b>30</b> 01:05.410 Stephen DEAN	<b>16</b> 01:05.740 Neil CONSTABLE-BERRY
ROW 11	<b>49</b> 01:04.550 Tony GAUNT	<b>68</b> 01:04.740 Adrian MOORE
ROW 10	<b>50</b> 01:03.380 Tim HOVERD	<b>23</b> 01:04.260 James WALKER
ROW 9	<b>88</b> 01:02.820 Richard WISE	<b>15</b> 01:03.180 Doug CARTER
ROW 8	<b>29</b> 01:02.550 Stuart TANTON	<b>27</b> 01:02.710 Robert GRANT
ROW 7	<b>26</b> 01:01.940 Andrew GRANT	<b>17</b> 01:02.110 David WALE
ROW 6	<b>24</b> 01:01.680 Josh SMITH	<b>21</b> 01:01.900 Mathew GREEN
ROW 5	<b>9</b> 01:01.140 Alastair BOULTON	<b>7</b> 01:01.210 Paul ROGERS
ROW 4	<b>63</b> 01:00.900 Colin CHAPMAN	<b>11</b> 01:01.050 Matt ROWE
ROW 3	<b>96</b> 01:00.200 Tim GRAY	<b>34</b> 01:00.480 Colin DUCE
ROW 2	<b>6</b> 00:59.710 John CUTMORE	<b>5</b> 00:59.980 Steve ROBINSON
ROW 1	<b>1</b> 00:57.560 Derek JONES	<b>99</b> 00:57.770 Martin BROOKS

POLE

# RACE GRID

AMENDED

AMENDED

## 750MC Formula 4 Championship

### Race 8 (Snetterton replacement)

		<b>37</b> Jonathan CLEMENTS
<b>26</b> Andrew MINNETT		<b>56</b> Bryn TOOTELL
		<b>9</b> Mike WEBBER
<b>58</b> David SHELTON		
<b>43</b> John ROBERTS		
<b>36</b> Oliver SIRRELL		<b>8</b> Clive YORATH
<b>10</b> Jennifer SCOTT		<b>24</b> Richard MENDOZA
		<b>19</b> Matthew WOOD
<b>5</b> Jonathan WESTON-TAYLOR		<b>29</b> Chris TIMMS
<b>55</b> Peter ALLEN		<b>11</b> Barry PRITCHARD
<b>3</b> Malcolm SCOTT		<b>2</b> Chris KITE
<b>69</b> Lee CUNNINGHAM		<b>1</b> Steve SAVAGE
		<b>27</b> Jeremy WALKER

POLE

Gaps to be left blank

# RACE GRID

## 750MC Formula Vee Championship

### Race 9 - Final

**21** Richard POTTERTON

**49** Richard HONICK

**70** Nick BROWN

**2** Martin FARMER

**25** Jason MILLS

**29** Martin LUTON

**99** Gethin JONES

**61** William BURNETT

**14** Steve OUGH

**67** Paul TAYLOR

**10** Jamie CONYERS

**87** Jenny ANDERSON

**7** Ian BUXTON

**3** Daniel HANDS

**77** Fernando GASPAR

**73** Clinton BELL

**40** Charlie REILLY

**54** Adrian WESTON

**27** John HUGHES

**48** Tim PROBERT

**13** Warren SMITH

**45** Graham KIDDY

**93** Alan FORSTER

**9** Stephen GLASSWELL

**20** John STAPLETON

**24** Ian JORDAN

**44** Paul SMITH

**94** Peter BELSEY

**POLE**

RESERVES: 72, 31, 85, 57, 97, 34, 47, 28, 36, 26

# RACE GRID

## 750MC Formula Vee Championship

### Race 10 - Heat

<b>27</b> John HUGHES Subject to	<b>47</b> Niall McCARTHY Subject to
<b>2</b> Martin FARMER Subject to	<b>32</b> Anthony MITCHELL Subject to
<b>28</b> Ben WILLIAMS 01:17.290	<b>42</b> John TOWNSHEND No 2nd ti
<b>23</b> Sam ENGINEER 01:11.790	<b>26</b> Peter ANDREWS 01:11.800
<b>85</b> Tony DOWSON 01:08.750	<b>36</b> Tim HILL 01:09.890
<b>72</b> James CONYERS 01:07.970	<b>25</b> Jason MILLS 01:08.570
<b>97</b> Perry TUBB 01:07.410	<b>57</b> Peter DUNNE 01:07.740
<b>74</b> Angus MAYHEW 01:05.820	<b>49</b> Richard HONICK 01:07.160
<b>41</b> Cormac MUNNELLY 01:05.630	<b>21</b> Richard POTTERTON 01:05.650
<b>77</b> Fernando GASPAR 01:05.320	<b>73</b> Clinton BELL 01:05.490
<b>31</b> Phillip FOSTER 01:04.380	<b>40</b> Charlie REILLY 01:04.680
<b>43</b> Neale HURREN 01:03.930	<b>54</b> Adrian WESTON 01:03.930
<b>58</b> Fernando MAYER GASPA 01:03.470	<b>48</b> Tim PROBERT 01:03.770
<b>29</b> Martin LUTON 01:02.970	<b>34</b> Lee LEVETT 01:03.000


**POLE**

# RACE GRID

## MG Midget Challenge

### Race 11

ROW 12		<b>10</b> Subject to qual Phil ATTWOOD	
ROW 11	<b>15</b> 01:13.710 Jason MEREDITH		<b>41</b> 01:14.370 John STANYON
ROW 10		<b>11</b> 01:12.970 David JAMES	<b>16</b> 01:13.250 Les GRIMSHAW
ROW 9	<b>12</b> 01:10.200 Martin HILLARD		<b>37</b> 01:11.130 Andrew LOWIS
ROW 8		<b>34</b> 01:09.540 Ian LANGFORD	<b>36</b> 01:10.150 Stephen COLLINSON
ROW 7	<b>33</b> 01:08.700 John COLLINSON		<b>9</b> 01:08.850 Holly SAMBELL
ROW 6		<b>2</b> 01:07.740 Dominic MOONEY	<b>3</b> 01:07.870 Adrian MOORE
ROW 5	<b>7</b> 01:07.200 Peter COLLINSON		<b>32</b> 01:07.510 David PYMM
ROW 4		<b>5</b> 01:06.620 Ian STAGG	<b>64</b> 01:06.690 Richard PERRY
ROW 3	<b>65</b> 01:04.440 Martin MORRIS		<b>6</b> 01:04.490 Andrew ACTMAN
ROW 2		<b>63</b> 01:03.220 Gill DUFFY	<b>66</b> 01:03.440 Tim STORRAR
ROW 1	<b>61</b> 01:00.720 William SMALLRIDGE		<b>62</b> 01:02.650 Edward REEVE
<b>POLE</b>			



# RACE GRID

## AB Performance RGB Championship

### Race 12

ROW 16	<b>74</b> 01:15.940 Daniel CROFT	<b>61</b> 01:22.820 Mike ALLEN
ROW 15	<b>44</b> 01:10.880 Judi DERISLEY	<b>77</b> 01:12.210 Phil ALCOCK
ROW 14	<b>20</b> 01:10.210 James JOHNSON	<b>67</b> 01:10.870 Tony CARPENTER
ROW 13	<b>73</b> 01:06.060 Peter BROWN	<b>46</b> 01:07.110 Buzz BILLSBERRY
ROW 12	<b>50</b> 01:05.610 Tim HOVERD	<b>16</b> 01:05.840 Neil CONSTABLE-BERRY
ROW 11	<b>49</b> 01:04.940 Tony GAUNT	<b>30</b> 01:05.480 Stephen DEAN
ROW 10	<b>23</b> 01:04.590 James WALKER	<b>68</b> 01:04.930 Adrian MOORE
ROW 9	<b>15</b> 01:03.380 Doug CARTER	<b>27</b> 01:03.750 Robert GRANT
ROW 8	<b>21</b> 01:02.870 Mathew GREEN	<b>88</b> 01:03.010 Richard WISE
ROW 7	<b>29</b> 01:02.650 Stuart TANTON	<b>17</b> 01:02.740 David WALE
ROW 6	<b>26</b> 01:02.250 Andrew GRANT	<b>24</b> 01:02.440 Josh SMITH
ROW 5	<b>9</b> 01:01.360 Alastair BOULTON	<b>7</b> 01:01.690 Paul ROGERS
ROW 4	<b>11</b> 01:01.280 Matt ROWE	<b>34</b> 01:01.350 Colin DUCE
ROW 3	<b>96</b> 01:00.690 Tim GRAY	<b>63</b> 01:00.940 Colin CHAPMAN
ROW 2	<b>6</b> 00:59.940 John CUTMORE	<b>5</b> 01:00.650 Steve ROBINSON
ROW 1	<b>99</b> 00:58.440 Martin BROOKS	<b>1</b> 00:58.500 Derek JONES

POLE



# RACE GRID

## 750MC Formula Vee Championship

### Race 13 - Final

**21** Richard POTTERTON

**73** Clinton BELL

**40** Charlie REILLY

**54** Adrian WESTON

**25** Jason MILLS

**70** Nick BROWN

**13** Warren SMITH

**67** Paul TAYLOR

**14** Steve OUGH

**10** Jamie CONYERS

**24** Ian JORDAN

**20** John STAPLETON

**44** Paul SMITH

**3** Daniel HANDS

**41** Cormac MUNNELLY

**43** Neale HURREN

**31** Phillip FOSTER

**29** Martin LUTON

**27** John HUGHES

**2** Martin FARMER

**99** Gethin JONES

**45** Graham KIDDY

**61** William BURNETT

**93** Alan FORSTER

**9** Stephen GLASSWELL

**87** Jenny ANDERSON

**94** Peter BELSEY

**7** Ian BUXTON

**POLE**

RESERVES: 85, 97, 72, 77, 34, 57, 47, 28, 23, 26

# RACE GRID

AMENDED

AMENDED

## 750 Motor Club Formula Vee Championship

### Race 13 (Restart)

<b>85</b>	Tony DOWSON
<b>41</b>	Cormac MUNNELLY
<b>21</b>	Richard POTTERTON
<b>31</b>	Phillip FOSTER
<b>29</b>	Martin LUTON
<b>54</b>	Adrian WESTON
<b>13</b>	Warren SMITH
<b>45</b>	Graham KIDDY
<b>14</b>	Steve OUGH
<b>93</b>	Alan FORSTER
<b>10</b>	Jamie CONYERS
<b>7</b>	Ian BUXTON
<b>87</b>	Jenny ANDERSON
<b>3</b>	Daniel HANDS

<b>25</b>	Jason MILLS
<b>97</b>	Perry TUBB
<b>20</b>	John STAPLETON
<b>43</b>	Neale HURREN
<b>73</b>	Clinton BELL
<b>70</b>	Nick BROWN
<b>40</b>	Charlie REILLY
<b>27</b>	John HUGHES
<b>2</b>	Martin FARMER
<b>67</b>	Paul TAYLOR
<b>94</b>	Peter BELSEY
<b>9</b>	Stephen GLASSWELL
<b>24</b>	Ian JORDAN
<b>44</b>	Paul SMITH

**POLE**

# Cambridge Race Car Bike-Sports Championship

## Race 14

ROW 14			
ROW 13	8 00:53.690 Richard DADEN	9 01:00.480 Derek HAMBLEY	
ROW 12	5 00:52.530 Mark FALCO	17 00:52.880 Keith O'BRIEN	
ROW 11	21 00:52.250 Kevin GOALTER	28 00:52.520 Shawn MELLOWS	44 00:51.840 BRIY MARKS
ROW 10	18 00:51.810 Andrew HARWOOD	26 00:51.420 Mark BOOT	81 00:51.780 Lewis SHAW
ROW 9	12 00:51.350 Graham MILLER	32 00:50.790 Paul LE MATRE	7 00:50.740 Tommy CLAMARTIN
ROW 8	13 00:50.220 Ian CLAMMING	11 00:49.340 Oliver HULME	25 00:49.980 James BREAKELL
ROW 6	60 00:49.100 Bill PRICHARD	4 00:49.670 Ave BORNELBUSCH	66 00:48.900 Andy CROCKETT
ROW 4	19 00:48.730 Christian RINGER	95 00:48.880 Richard STABLES	46 00:48.030 Steven BELL
ROW 3	30 00:48.420 Simon FORO	29 00:48.010 Tony GASTON	2 00:47.120 Paul TRAYHURN
ROW 2	3 00:46.860 Jonathan WRIGHT		
ROW 1	POLE		

Printed : 10:23, 20 April 2008

HS Sports Timing and Results Systems

Brands Hatch Indy Circuit

# Cambridge Race Car Bike-Sports Championship

## Race 18

ROW 14			
ROW 13	12 00:54.800 Graham MILLER	9 01:00.450 Derek HAMBLEY	
ROW 12	5 00:53.240 Mark FALCO	17 00:53.620 Keith O'BRIEN	
ROW 11	28 00:52.760 Shawn MELLOWS	8 00:53.230 Richard DADEN	21 00:52.380 Kevin GOALTER
ROW 10	18 00:52.350 Andrew HARWOOD	44 00:51.850 BRIY MARKS	13 00:51.340 Ian CLAMMING
ROW 9	26 00:51.420 Mark BOOT	81 00:51.280 Lewis SHAW	7 00:51.120 Tommy CLAMARTIN
ROW 8	32 00:50.880 Paul LE MATRE	25 00:50.100 James BREAKELL	11 00:50.120 Oliver HULME
ROW 6	66 00:49.310 Andy CROCKETT	4 00:49.880 Ave BORNELBUSCH	60 00:49.250 Bill PRICHARD
ROW 4	95 00:48.880 Richard STABLES	19 00:48.850 Christian RINGER	46 00:48.030 Steven BELL
ROW 3	46 00:48.600 Steven BELL	30 00:48.240 Simon FORO	29 00:48.470 Tony GASTON
ROW 2	3 00:45.740 Jonathan WRIGHT	2 00:41.130 Paul TRAYHURN	
ROW 1	POLE		

Printed : 10:22, 20 April 2008

HS Sports Timing and Results Systems

Brands Hatch Indy Circuit

# RACE GRID

## Strata 21 BCV8 Championship

### Race 15

ROW 14			
ROW 13	<b>2</b> 01:05.030 Ian LONGHURST		
ROW 12	<b>40</b> 01:01.230 Howard GRUNDON		<b>10</b> 01:03.320 Terry SAVORY
ROW 11	<b>37</b> 01:01.120 Barry HOLMES	<b>3</b> 01:01.130 Rob MUIR	
ROW 10	<b>42</b> 01:00.130 Paul ATKINSON		<b>41</b> 01:00.790 Babak FARSAIN
ROW 9	<b>50</b> 00:59.630 Simon CRIPPS	<b>21</b> 01:00.060 Mike HARRIS	
ROW 8	<b>48</b> 00:59.460 Mike BREEDON		<b>53</b> 00:59.620 Kevin SWANN
ROW 7	<b>38</b> 00:58.720 Neil CAWTHORN	<b>30</b> 00:58.840 James WHEELER	
ROW 6	<b>34</b> 00:57.760 Brian CAKEBREAD		<b>49</b> 00:57.950 John HUTSON
ROW 5	<b>44</b> 00:56.910 Peter SAMUELS	<b>31</b> 00:57.710 Jonnie WHEELER	
ROW 4	<b>71</b> 00:55.590 Ken DEAMER		<b>32</b> 00:56.230 Rob HUFF
ROW 3	<b>83</b> 00:55.060 Phil WALKER	<b>75</b> 00:55.170 Martin HALL	
ROW 2	<b>97</b> 00:52.100 Adrian BEER		<b>92</b> 00:55.040 Roy McCARTHY
ROW 1	<b>96</b> 00:51.510 Paul SIBLEY	<b>94</b> 00:51.850 John WILSON	

POLE

## Strata 21 BCV8 Championship

### Race 15

ROW 14			
ROW 13	<b>2</b> 01:05:030 IAN LONCHURST		
ROW 12	<b>40</b> 01:01:230 HOWARD GRUNDON	<b>10</b> 01:33:320 TERRY SAVORY	
ROW 11	<b>37</b> 01:01:120 BARRY HOLMES	<b>3</b> 01:01:130 ROD MUIR	<b>41</b> 01:00:790 BARAK FARISAN
ROW 10	<b>42</b> 01:00:130 PAUL ATKINSON		
ROW 9	<b>50</b> 00:59:630 SIMON CRIPPS	<b>21</b> 01:00:060 MIKE HARRIS	<b>53</b> 00:59:620 KEVIN SWANN
ROW 8	<b>48</b> 00:59:460 MIKE BREEDON		
ROW 7	<b>38</b> 00:58:720 NAIL CAWTHORN	<b>30</b> 00:58:840 JAMES WHEELER	<b>49</b> 00:57:950 JENN HUTTON
ROW 6	<b>34</b> 00:57:760 SIAM CAKEBREAD		
ROW 5	<b>44</b> 00:56:910 PETER SAMUELS	<b>31</b> 00:57:710 JONNE WHEELER	<b>32</b> 00:56:230 ROD HOFF
ROW 4	<b>71</b> 00:56:590 KEN DEAMER		
ROW 3	<b>83</b> 00:55:080 PHIL WALKER	<b>75</b> 00:55:170 MARTIN HALL	<b>92</b> 00:55:040 ROY MCCARTHY
ROW 2	<b>97</b> 00:52:100 ADRIAN BEER		
ROW 1	<b>96</b> 00:51:510 PAUL SISLEY	<b>94</b> 00:51:850 JOHN WILSON	

POLE

## Strata 21 BCV8 Championship

### Race 19

ROW 14			
ROW 13	<b>37</b> 01:24:130 BARRY HOLMES		
ROW 12	<b>10</b> 01:03:740 TERRY SAVORY	<b>2</b> 01:05:060 IAN LONCHURST	
ROW 11	<b>3</b> 01:01:520 ROD MUIR	<b>40</b> 01:01:400 HOWARD GRUNDON	<b>42</b> 01:01:260 PAUL ATKINSON
ROW 10	<b>41</b> 01:00:890 BARAK FARISAN		
ROW 9	<b>21</b> 01:00:100 MIKE HARRIS	<b>50</b> 01:00:200 SIMON CRIPPS	<b>48</b> 00:59:720 MIKE BREEDON
ROW 8	<b>53</b> 00:59:660 KEVIN SWANN		
ROW 7	<b>38</b> 00:58:890 NAIL CAWTHORN	<b>30</b> 00:58:230 JAMES WHEELER	<b>49</b> 00:58:460 JENN HUTTON
ROW 6	<b>34</b> 00:57:940 SIAM CAKEBREAD		
ROW 5	<b>44</b> 00:57:010 PETER SAMUELS	<b>31</b> 00:57:990 JONNE WHEELER	<b>32</b> 00:56:300 ROD HOFF
ROW 4	<b>71</b> 00:56:670 KEN DEAMER		
ROW 3	<b>75</b> 00:55:370 MARTIN HALL	<b>92</b> 00:55:590 ROY MCCARTHY	<b>83</b> 00:55:260 PHIL WALKER
ROW 2	<b>97</b> 00:52:460 ADRIAN BEER		
ROW 1	<b>96</b> 00:51:530 PAUL SISLEY	<b>94</b> 00:52:000 JOHN WILSON	

POLE

# RACE GRID

## Demon Tweeks / Yokohama Stock Hatch Championship

### Race 16 - Heat

ROW 16	<b>56</b> 01:05.500 Jason NIND	<b>85</b> 01:08.250 Stuart HERRIOTT
ROW 15	<b>67</b> 01:04.460 Jason COX	<b>38</b> 01:05.300 Sarah NIBLETT
ROW 14	<b>60</b> 01:03.350 Geoff BLUFF	<b>45</b> 01:03.800 Bob FOSSEY
ROW 13	<b>69</b> 01:03.030 Tim HARRADINE	<b>65</b> 01:03.280 George ROBINSON
ROW 12	<b>76</b> 01:02.990 Daniel SPENCER	<b>51</b> 01:03.020 Ben GLADWYN
ROW 11	<b>62</b> 01:02.530 Richard GIBSON	<b>52</b> 01:02.610 Shaun HAGEN
ROW 10	<b>25</b> 01:02.070 Neil WALSH	<b>96</b> 01:02.360 Geoff PENNINGTON
ROW 9	<b>49</b> 01:01.940 Oli McCRUDDEN	<b>16</b> 01:02.060 Derek ROZIER
ROW 8	<b>95</b> 01:01.720 Scot KIRLEW	<b>50</b> 01:01.760 Wayne GOODWIN
ROW 7	<b>91</b> 01:01.590 Ashley COLLINS	<b>71</b> 01:01.620 Tim MIZEN
ROW 6	<b>21</b> 01:01.540 Jamie GOLBY	<b>72</b> 01:01.580 Jonathan WOOLLEY
ROW 5	<b>30</b> 01:01.350 Kieran FORINTON	<b>86</b> 01:01.500 Edward COOPER
ROW 4	<b>104</b> 01:01.220 Martyn FOWDREY	<b>59</b> 01:01.290 Steve NOBLE
ROW 3	<b>63</b> 01:01.090 Maurice DAVIES	<b>22</b> 01:01.100 Gary FEAKINS
ROW 2	<b>75</b> 01:01.020 Joe McMILLAN	<b>70</b> 01:01.070 Darren BARDEN
ROW 1	<b>28</b> 01:00.980 Dan SUMMERS	<b>88</b> 01:01.000 Damian COTTRELL

POLE

# RACE GRID

## Polleysport / Yokohama SAXMAX Championship

### Race 17

ROW 10	<b>31</b> 01:04.400 Matthew WELLER	
ROW 9	<b>21</b> 01:03.710 Aaron TRIGWELL	<b>69</b> 01:04.300 Marcus NIALL
ROW 8	<b>50</b> 01:03.010 Patrick MASON	<b>96</b> 01:03.330 Shaun CLAY
ROW 7	<b>20</b> 01:02.550 Joe GRINSELL	<b>66</b> 01:02.620 Anton SPIRES
ROW 6	<b>68</b> 01:01.700 Alexander LENNON	<b>77</b> 01:01.910 Declan ARMSTRONG
ROW 5	<b>13</b> 01:01.480 Josh COOK	<b>27</b> 01:01.490 Aaron WILLIAMSON
ROW 4	<b>15</b> 01:01.430 Jamie BROWN	<b>28</b> 01:01.440 Andrew TIBBS
ROW 3	<b>6</b> 01:01.180 James ROOKER-EDWAR	<b>23</b> 01:01.360 Chris WARBURTON
ROW 2	<b>44</b> 01:01.010 Abbie EATON	<b>29</b> 01:01.030 Patrick FLETCHER
ROW 1	<b>7</b> 01:00.080 James COLBURN	<b>34</b> 01:00.690 Joe FERGUSON

POLE

# RACE GRID

## Strata 21 BCV8 Championship

### Race 19

ROW 14			
ROW 13	<b>37</b> 01:24.130 Barry HOLMES		
ROW 12		<b>10</b> 01:03.740 Terry SAVORY	<b>2</b> 01:05.080 Ian LONGHURST
ROW 11	<b>3</b> 01:01.320 Rob MUIR		<b>40</b> 01:01.400 Howard GRUNDON
ROW 10		<b>41</b> 01:00.880 Babak FARSAIN	<b>42</b> 01:01.260 Paul ATKINSON
ROW 9	<b>21</b> 01:00.100 Mike HARRIS		<b>50</b> 01:00.200 Simon CRIPPS
ROW 8		<b>53</b> 00:59.680 Kevin SWANN	<b>48</b> 00:59.720 Mike BREEDON
ROW 7	<b>38</b> 00:58.950 Neil CAWTHORN		<b>30</b> 00:59.230 James WHEELER
ROW 6		<b>34</b> 00:57.940 Brian CAKEBREAD	<b>49</b> 00:58.160 John HUTSON
ROW 5	<b>44</b> 00:57.010 Peter SAMUELS		<b>31</b> 00:57.880 Jonnie WHEELER
ROW 4		<b>71</b> 00:55.670 Ken DEAMER	<b>32</b> 00:56.320 Rob HUFF
ROW 3	<b>75</b> 00:55.370 Martin HALL		<b>92</b> 00:55.580 Roy McCARTHY
ROW 2		<b>97</b> 00:52.490 Adrian BEER	<b>83</b> 00:55.290 Phil WALKER
ROW 1	<b>96</b> 00:51.530 Paul SIBLEY		<b>94</b> 00:52.000 John WILSON

POLE



# RACE GRID


## Demon Tweeks / Yokohama Stock Hatch Championship

### Race 20 - Final

ROW 16	<b>22</b> Gary FEAKINS	<b>28</b> Dan SUMMERS
ROW 15	<b>48</b> Wayne HARRIS	<b>75</b> Joe McMILLAN
ROW 14	<b>77</b> Andy PHILPOTTS	<b>33</b> Paul COULAM
ROW 13	<b>14</b> Carl SWAN	<b>40</b> Amy BARKER
ROW 12	<b>29</b> William HORNSEY	<b>61</b> Iain CLARK
ROW 11	<b>54</b> Martin BOON	<b>107</b> Matt DIGBY
ROW 10	<b>17</b> Adam CAST	<b>93</b> Andrew FOLEY
ROW 9	<b>9</b> Darren WILSON	<b>10</b> Matt ROZIER
ROW 8	<b>53</b> Tom MOLYNEUX	<b>4</b> Terry ROUGHTON
ROW 7	<b>89</b> George MURRELLS	<b>42</b> Lee SCOTT
ROW 6	<b>99</b> Craig VARNEY	<b>3</b> Simon HUNT
ROW 5	<b>41</b> Martin WARD	<b>6</b> Craig BELL
ROW 4	<b>15</b> James MARSHALL	<b>74</b> Chris CODY
ROW 3	<b>101</b> Robbie BOON	<b>12</b> Jeff HUMPHRIES
ROW 2	<b>5</b> Matthew FOLEY	<b>64</b> Pat GROVE
ROW 1	<b>82</b> Graham MULHOLLAND	<b>7</b> Ryan BENSLEY

POLE

RESERVES: 21 71 70 72 50 69 52 86 16 51 62 30 104 63 60 25 67 76 45 85 88 95



## Provisional Results - Race 1

### 750MC MR2 Championship

Pl	No	Cl	Name	Car	Laps	Time	Behind	MPH	Best Lap on	MPH
1	58	MRB	Steve LUMLEY	Toyota MR2 Mk2	14	14:16.14		72.19	59.84	12 73.77
2	73	MRB	Mark JESSOP	Toyota MR2 Mk2	14	14:17.70	1.56	72.05	59.45	8 74.25
3	1	MRB	Patrick MORTELL	Toyota MR2 Mk2	14	14:21.49	5.35	71.74	59.67	9 73.98
4	11	MRB	David LITCHFIELD	Toyota MR2 Mk2	14	14:23.87	7.73	71.54	1:00.47	12 73.00
5	80	MRB	Adam LITCHFIELD	Toyota MR2 Mk2	14	14:26.57	10.43	71.32	59.65	13 74.00
6	28	MRB	Zac CHAPMAN	Toyota MR2 Mk2	14	14:36.56	20.42	70.50	1:00.88	10 72.51
7	94	MRB	Paul COOMBS	Toyota MR2 Mk2	14	14:38.46	22.32	70.35	1:00.91	14 72.47
8	10	MRB	Alan HENDERSON	Toyota MR2 Mk2	14	14:38.75	22.61	70.33	1:00.58	13 72.87
9	12	MRB	Phil WILSON	Toyota MR2 Mk2	14	14:42.12	25.98	70.06	1:00.29	11 73.22
10	6	MRB	Clive MORPHETT	Toyota MR2 Mk2	14	14:43.12	26.98	69.98	1:01.14	14 72.20
11	14	MRB	Rob HORSFIELD	Toyota MR2 Mk2	14	14:43.21	27.07	69.97	1:00.75	8 72.66
12	2	MRB	Rowland WOOLLEY	Toyota MR2 Mk2	14	14:51.26	35.12	69.34	1:01.68	12 71.57
13	88	MRB	Alric KITSON	Toyota MR2 Mk2	14	14:51.93	35.79	69.29	1:00.56	10 72.89
14	7	MRB	John WILSON	Toyota MR2 Mk2	14	14:51.99	35.85	69.28	1:01.41	11 71.88
15	99	MRA	Arthur GILMOUR	Toyota MR2 Mk1	14	14:53.05	36.91	69.20	1:01.77	13 71.46
16	27	MRB	Dallas JACKSON	Toyota MR2 Mk2	14	14:53.11	36.97	69.20	1:00.90	10 72.48
17	4	MRB	Nick JONES	Toyota MR2 Mk2	14	14:53.45	37.31	69.17	1:01.50	11 71.78
18	89	MRB	David WEAVING	Toyota MR2 Mk2	14	14:58.53	42.39	68.78	1:01.82	9 71.41
19	64	MRB	Matthew MARSH	Toyota MR2 Mk2	14	14:58.73	42.59	68.76	1:01.64	14 71.61
20	19	MRB	Craig ROBERTSON	Toyota MR2 Mk2	14	14:59.94	43.80	68.67	1:01.86	9 71.36
21	5	MRB	Lee BULLOCK	Toyota MR2 Mk2	14	15:03.57	47.43	68.40	1:02.14	14 71.04
22	79	MRA	Jonathan GRIMES	Toyota MR2 Mk1	14	15:10.75	54.61	67.86	1:02.86	12 70.22
23	98	MRA	Hugh GILMOUR	Toyota MR2 Mk1	14	15:11.92	55.78	67.77	1:02.61	9 70.51
24	8	MRB	Andy WINTERTON	Toyota MR2 Mk2	13	14:31.35	1 Lap	65.86	1:03.62	9 69.39
25	42	MRB	Chris STEWART	Toyota MR2 Mk2	13	14:35.80	1 Lap	65.52	1:04.32	13 68.63
26	17	MRB	Marcus MAHY	Toyota MR2 Mk2	13	14:36.34	1 Lap	65.48	1:03.77	13 69.22
27	57	MRA	Toni GLADDING	Toyota MR2 Mk1	13	14:39.23	1 Lap	65.27	1:04.60	13 68.33
28	15	MRA	David ROWE	Toyota MR2 Mk1	13	14:56.02	1 Lap	64.05	1:05.82	12 67.07
29	21	MRA	Ben ROWE	Toyota MR2 Mk1	13	15:05.98	1 Lap	63.34	1:05.71	11 67.18
<b>Not-Classified</b>										
95	MRB	Anthony DAY	Toyota MR2 Mk2	10	10:14.59	DNF	71.83	59.96	9 73.62	
18	MRB	David HENDERSON	Toyota MR2 Mk2	8	8:57.19	DNF	65.74	1:03.35	5 69.68	
<b>Fastest Lap</b>										
73	MRB	Mark JESSOP	Toyota MR2 Mk2					59.45	8 74.25	
99	MRA	Arthur GILMOUR	Toyota MR2 Mk1					1:01.77	13 71.46	

Weather / Track: Overcast / Damp

Start Time : 13:27

Brands Hatch Indy Circuit

19 Apr 08 13:42

Clerk of Course : <i>A R R</i>	Time Issued : 13:45	Chief Timekeeper : Terry Stevens <i>T Stevens</i>
-----------------------------------	------------------------	--

THESE RESULTS REMAIN PROVISIONAL FOR A MINIMUM OF 30 MINUTES FROM THE TIME OF ISSUE

Results produced on HS Sports Timing and Results Systems. Results online at [www.750MC.co.uk](http://www.750MC.co.uk)



## Provisional Results - Race 2

### 750MC Golf GTi Championship

Pl	No	Cl	Name	Car	Laps	Time	Behind	MPH	Best Lap on	MPH	
1	41	VW2	Ian CARVELL	VW Golf GTi Mk2	14	14:05.42		73.10	59.34	13	74.39
2	16	VW1	Steven KAUDEUR	VW Golf GTi Mk2	14	14:10.79	5.37	72.64	59.50	8	74.19
3	68	VW2	Verity YOUNG	VW Golf GTi Mk2	14	14:21.85	16.43	71.71	59.85	4	73.76
4	43	VW2	Christopher PETTO	VW Golf GTi Mk2	14	14:27.00	21.58	71.28	59.90	9	73.69
5	15	VW2	Scott GIBBINS	VW Golf GTi Mk2	14	14:29.06	23.64	71.11	59.97	9	73.61
6	37	VW2	Jamie PACKHAM	VW Golf GTi Mk2	14	14:29.47	24.05	71.08	1:00.00	9	73.57
7	26	VW2	Michael THURSTON	VW Golf GTi Mk2	14	14:31.74	26.32	70.89	59.77	11	73.86
8	7	VW1	John MAWDSLEY	VW Golf GTi Mk2	14	14:32.17	26.75	70.86	1:00.21	9	73.32
9	29	VW2	Adam HANCE	VW Golf GTi Mk2	14	14:32.90	27.48	70.80	1:00.51	14	72.95
10	30	VW2	Andy STENNING	VW Golf GTi Mk2	14	14:34.88	29.46	70.64	1:00.43	8	73.05
11	4	VW1	Luke WALES	VW Golf GTi Mk2	14	14:46.62	41.20	69.70	1:01.27	8	72.05
12	47	VW1	Andrew WALKER	VW Golf GTi Mk2	14	14:51.53	46.11	69.32	1:01.34	6	71.96
13	21	VW2	Martyn BROWN	VW Golf GTi Mk2	14	15:01.96	56.54	68.52	1:01.27	7	72.05
14	25	VW2	Gavin DRAKE	VW Golf GTi Mk2	14	15:02.69	57.27	68.46	1:01.91	9	71.30
15	64	VW1	Kevin GLOVER	VW Golf GTi Mk2	14	15:03.45	58.03	68.40	1:02.60	9	70.52
16	13	VW2	Oliver WILTON	VW Golf GTi Mk2	14	15:03.90	58.48	68.37	1:02.30	9	70.86
17	11	VW2	Jake JOHNSON	VW Golf GTi Mk2	14	15:04.62	59.20	68.32	1:01.92	9	71.29
18	99	VW1	Pete APPLEYARD	VW Golf GTi Mk2	13	14:13.73	1 Lap	67.22	1:02.74	12	70.36
19	9	VW1	Susanna KENNISTON	VW Golf GTi Mk2	13	14:20.72	1 Lap	66.67	1:04.42	9	68.52
20	28	VW2	Adrian WARD	VW Golf GTi Mk2	13	14:21.40	1 Lap	66.62	1:03.12	12	69.94
21	19	VW2	Dave LOCKHART	VW Golf GTi Mk2	13	14:23.81	1 Lap	66.43	1:03.39	12	69.64
22	33	VW1	Gemma HAMPSHIRE	VW Golf GTi Mk2	13	14:24.33	1 Lap	66.39	1:02.21	9	70.96
23	14	VW1	Jamie BUTCHER	VW Golf GTi Mk2	13	14:25.19	1 Lap	66.33	1:03.86	7	69.12
24	70	VW2	Anthony MARLOW	VW Golf GTi Mk2	13	14:29.30	1 Lap	66.01	1:03.57	12	69.44
25	18	VW2	Ian WARD	VW Golf GTi Mk2	13	14:52.62	1 Lap	64.29	1:03.00	11	70.07

#### Not-Classified

31	VW1	Nick PORTER	VW Golf GTi Mk2	13	13:33.17	DNF	70.57	1:00.03	9	73.54
27	VW1	Craig ROBERTS	VW Golf GTi Mk2	12	12:44.34	DNF	69.30	1:01.32	8	71.99
65	VW1	Luke SCHLEWITZ	VW Golf GTi Mk2	9	9:31.91	DNF	69.47	1:01.09	8	72.26
10	VW2	James COLBOURNE	VW Golf GTi Mk2	4	5:33.42	DNF	52.96	1:10.56	2	62.56

#### Non-Starters

6 VW2 Alistair SEDWELL VW Golf GTi Mk2

#### Fastest Lap

41	VW2	Ian CARVELL	VW Golf GTi Mk2							
16	VW1	Steven KAUDEUR	VW Golf GTi Mk2				59.34	13	74.39	
							59.50	8	74.19	

No 26 - 10 second penalty - C(d)1.e

Weather / Track: Overcast / Damp

Start Time : 13:48

Brands Hatch Indy Circuit

19 Apr 08 14:38

Clerk of Course :	Time Issued : 14:44	Chief Timekeeper : Terry Stevens
-------------------	---------------------	----------------------------------

THESE RESULTS REMAIN PROVISIONAL FOR A MINIMUM OF 30 MINUTES FROM THE TIME OF ISSUE

Results produced on HS Sports Timing and Results Systems. Results online at [www.750MC.co.uk](http://www.750MC.co.uk)



AMENDED

## Provisional Results - Race 3

### 750MC Formula 4 Championship

AMENDED

Pl	No	Cl	Name	Car	Laps	Time	Behind	MPH	Best Lap on	MPH
1	69	F4A	Lee CUNNINGHAM	Van Diemen	12	9:57.57		88.65	48.11	8 91.75
2	55	F4A	Peter ALLEN	Van Diemen RF00	12	10:01.78	4.21	88.03	48.72	9 90.61
3	5	F4A	Jonathan WESTON-TAYLOR	Mygale US 2000	12	10:12.87	15.30	86.43	49.82	3 88.61
4	3	F4A	Malcolm SCOTT	Van Diemen RF00	12	10:13.53	15.96	86.34	48.73	6 90.59
5	19	F4C	Matthew WOOD	Mygale	12	10:27.11	29.54	84.47	50.47	7 87.46
6	10	F4A	Jennifer SCOTT	Van Diemen RF99	12	10:36.95	39.38	83.16	51.07	8 86.44
7	44	F4C	Phil BURROWS	Mygale SJ01	12	10:41.09	43.52	82.63	51.75	6 85.30
8	57	F4A	Simon EMMERSON	Ray	12	10:41.73	44.16	82.55	51.86	11 85.12
9	28	F4C	Matt HAYES	Mygale M97Z	12	10:43.06	45.49	82.37	51.78	8 85.25
10	64	F4C	John WHITBOURN	Ray GRS02	12	10:43.20	45.63	82.36	51.87	7 85.10
11	9	F4B	Mike WEBBER	Magnum	11	10:13.93	1 Lap	79.09	53.41	6 82.65
12	91	F4B	David HEALEY	Delta T92	11	10:17.04	1 Lap	78.69	53.96	4 81.81
13	26	F4A	Andrew MINNETT	Van Diemen	11	10:18.36	1 Lap	78.53	53.67	9 82.25
14	39	F4C	James HARRIS	Mygale SJ00	11	10:19.18	1 Lap	78.42	53.42	6 82.63
15	56	F4C	Bryn TOOTELL	Van Diemen RF	11	10:19.74	1 Lap	78.35	54.32	2 81.27
16	31	F4C	Mark EDWARDS	Mygale	11	10:20.61	1 Lap	78.24	54.26	4 81.35
17	36	F4C	Oliver SIRRELL	Van Diemen	11	10:35.57	1 Lap	76.40	54.94	10 80.35
18	8	F4B	Clive YORATH	Reynard SF84	10	10:12.01	2 Laps	72.13	56.18	3 78.57
19	37	F4A	Jonathan CLEMENTS	Ralt RT30	10	10:28.74	2 Laps	70.21	59.26	10 74.49

Exclusions

11	F4A	Barry PRITCHARD	Van Diemen RF01	C(d)34 - eligibility
24	F4C	Richard MENDOZA	Mygale	C(d)34 - Eligibility
43	F4A	John ROBERTS	Van Diemen	G80 (Red flag) - Not being prepared to stop

Non-Starters

1	F4A	Steve SAVAGE	Van Diemen RF08
2	F4A	Chris KITE	Dallara 493
27	F4A	Jeremy WALKER	Van Diemen
29	F4A	Chris TIMMS	Mygale 2000US
99	F4I	Charles ADRIAN	Van Diemen RF93

Fastest Lap

69	F4A	Lee CUNNINGHAM	Van Diemen	48.11	8	91.75
19	F4C	Matthew WOOD	Mygale	50.47	7	87.46
9	F4B	Mike WEBBER	Magnum	53.41	6	82.65

Weather / Track: Overcast / Dry

Start Time : 14:38

Brands Hatch Indy Circuit

19 Apr 08 15:52

Clerk of Course :	Time Issued :	Chief Timekeeper : Terry Stevens
ASG 15:57		

THESE RESULTS REMAIN PROVISIONAL FOR A MINIMUM OF 30 MINUTES FROM THE TIME OF ISSUE

Results produced on HS Sports Timing and Results Systems. Results online at [www.750MC.co.uk](http://www.750MC.co.uk)



## Provisional Results - Race 4 - Heat

### 750MC Formula Vee Championship

Pl	No	Cl	Name	Car	Laps	Time	Behind	MPH	Best Lap on	MPH
1	48	FV	Tim PROBERT	Storm FF1	15	14:12.82		77.64	55.35	6 79.75
2	25	FV	Jason MILLS	GAC 03	15	14:17.10	4.28	77.25	54.48	11 81.03
3	27	FV	John HUGHES	Scarab MK5	15	14:23.30	10.48	76.70	54.11	11 81.58
4	2	FV	Martin FARMER	Sheane	15	14:25.97	13.15	76.46	54.89	11 80.42
5	54	FV	Adrian WESTON	Leystone	15	14:31.66	18.84	75.96	56.20	5 78.55
6	70	FV	Nick BROWN	GAC 01	15	14:39.65	26.83	75.27	56.34	14 78.35
7	40	FVB	Charlie REILLY	Sheane	15	14:40.11	27.29	75.23	56.68	6 77.88
8	49	FV	Richard HONICK	Sheane Mk3	15	14:40.39	27.57	75.21	56.70	8 77.85
9	73	FV	Clinton BELL	Venom	15	14:40.73	27.91	75.18	57.09	6 77.32
10	21	FV	Richard POTTERTON	Scarab Mk2	15	15:12.31	59.49	72.58	58.05	6 76.04
11	77	FV	Fernando GASPARD	AHS Challenger	14	14:14.66	1 Lap	72.31	58.52	6 75.43
12	72	FVB	James CONYERS	Leystone	14	14:15.58	1 Lap	72.23	58.82	10 75.05
13	31	FVB	Phillip FOSTER	AHS Challenger	14	14:15.70	1 Lap	72.22	57.21	13 77.16
14	85	FV	Tony DOWSON	Sheane	14	14:17.84	1 Lap	72.04	58.98	6 74.84
15	57	FV	Peter DUNNE	Sheane	14	14:31.65	1 Lap	70.90	1:00.27	4 73.24
16	97	FV	Perry TUBB	Merauder BM1A	14	14:50.27	1 Lap	69.42	1:00.09	3 73.46
17	34	FV	Lee LEVETT	Sheane	14	14:54.38	1 Lap	69.10	58.22	12 75.82
18	47	FV	Niall McCARTHY	Sheane Mk1	13	14:13.68	2 Laps	67.22	1:03.28	7 69.76
19	28	FVB	Ben WILLIAMS	Sheane Mk1	13	14:20.61	2 Laps	66.68	1:02.88	9 70.20
20	23	FVB	Sam ENGINEER	Sheane Mk1	13	14:26.83	2 Laps	66.20	1:03.45	8 69.57
21	36	FVB	Tim HILL	Sheane Mk3	13	14:47.26	2 Laps	64.68	1:05.81	2 67.08
22	26	FV	Peter ANDREWS	Sheane Mk2	13	15:04.53	2 Laps	63.44	1:04.81	4 68.11
<u>Not-Classified</u>										
43	FV	Neale HURREN	AHS Challenger	10	9:50.28	DNF	74.78	57.03	5 77.40	
58	FV	Fernando MAYER GASPARD	AHS Challenger	7	6:54.04	DNF	74.63	56.96	6 77.50	
41	FVB	Cormac MUNNELLY	AHS Challenger	7	7:26.95	DNF	69.14	58.30	3 75.72	
74	FV	Angus MAYHEW	Scarab Mk2	6	6:07.67	DNF	72.04	58.91	6 74.93	
<u>Non-Starters</u>										
32	FV	Anthony MITCHELL	Ray							
42	FV	John TOWNSHEND	Sheane Mk2							
<u>Fastest Lap</u>										
27	FV	John HUGHES	Scarab MK5					54.11	11	81.58
40	FVB	Charlie REILLY	Sheane					56.68	6	77.88

Weather / Track: Overcast / Dry

Start Time : 14:58

Brands Hatch Indy Circuit

19 Apr 08 15:15

Clerk of Course :	Time Issued :	Chief Timekeeper: Terry Stevens
A J G 15-25		

THESE RESULTS REMAIN PROVISIONAL FOR A MINIMUM OF 30 MINUTES FROM THE TIME OF ISSUE

Results produced on HS Sports Timing and Results Systems. Results online at [www.750MC.co.uk](http://www.750MC.co.uk)



**Provisional Results - Race 5 (Restart)**  
**Polleysport / Yokohama SAXMAX Championship**

Pl	No	Cl	Name	Car	Laps	Time	Behind	MPH	Best Lap on	MPH
1	34	SAX	Joe FERGUSON	Citroen Saxo VTR	2	2:11.86		66.95	1:01.91	2 71.30
2	7	SAX	James COLBURN	Citroen Saxo VTR	2	2:13.13	1.27	66.32	1:01.36	2 71.94
3	13	SAX	Josh COOK	Citroen Saxo VTR	2	2:15.01	3.15	65.39	1:03.01	2 70.06
4	44	SAX	Abbie EATON	Citroen Saxo VTR	2	2:15.08	3.22	65.36	1:02.72	2 70.38
5	77	SAX	Declan ARMSTRONG	Citroen Saxo VTR	2	2:15.72	3.86	65.05	1:03.00	2 70.07
6	28	SAX	Andrew TIBBS	Citroen Saxo VTR	2	2:16.85	4.99	64.51	1:03.57	2 69.44
7	6	SAX	James ROOKER-EDWARDS	Citroen Saxo VTR	2	2:17.26	5.40	64.32	1:03.84	2 69.15
8	23	SAX	Chris WARBURTON	Citroen Saxo VTR	2	2:17.29	5.43	64.31	1:03.51	2 69.51
9	27	SAX	Aaron WILLIAMSON	Citroen Saxo VTR	2	2:17.56	5.70	64.18	1:03.41	2 69.62
10	15	SAX	Jamie BROWN	Citroen Saxo VTR	2	2:17.76	5.90	64.09	1:03.10	2 69.96
11	50	SAX	Patrick MASON	Citroen Saxo VTR	2	2:19.30	7.44	63.38	1:03.92	2 69.06
12	66	SAX	Anton SPIRES	Citroen Saxo VTR	2	2:19.83	7.97	63.14	1:04.10	2 68.87
13	21	SAX	Aaron TRIGWELL	Citroen Saxo VTR	2	2:23.14	11.28	61.68	1:05.71	2 67.18
14	20	SAX	Joe GRINSELL	Citroen Saxo VTR	2	2:23.55	11.69	61.50	1:04.72	2 68.21
15	96	SAX	Shaun CLAY	Citroen Saxo VTR	2	2:24.03	12.17	61.30	1:05.32	2 67.58
16	31	SAX	Matthew WELLER	Citroen Saxo VTR	2	2:25.04	13.18	60.87	1:06.00	2 66.88

Not-Classified

29	SAX	Patrick FLETCHER	Citroen Saxo VTR	2	2:16.82	NCF	64.53	1:04.68	2 68.25
69	SAX	Marcus NIALL	Citroen Saxo VTR	2	2:25.28	NCF	60.77	1:05.76	2 67.13

Non-Starters

68	SAX	Alexander LENNON	Citroen Saxo VTR
----	-----	------------------	------------------

Fastest Lap

7	SAX	James COLBURN	Citroen Saxo VTR	1:01.36	2 71.94
---	-----	---------------	------------------	---------	---------

2-part race. No 68 took first start. 2nd part red flagged at 4 mins. Result declared. 29 & 69 not running at red flag.

Weather / Track: Fine drizzle / Damp

Start Time : 17:43

Brands Hatch Indy Circuit

19 Apr 08 17:52

Clerk of Course : <i>Q &amp; G</i>	Time Issued : <i>18:33</i>	Chief Timekeeper : Terry Stevens
---------------------------------------	-------------------------------	----------------------------------

THESE RESULTS REMAIN PROVISIONAL FOR A MINIMUM OF 30 MINUTES FROM THE TIME OF ISSUE

Results produced on HS Sports Timing and Results Systems. Results online at [www.750MC.co.uk](http://www.750MC.co.uk)



## Provisional Results - Race 6

### MG Midget Challenge

Pl	No	Cl	Name	Car	Laps	Time	Behind	MPH	Best Lap on	MPH
1	61	MA	William SMALLRIDGE	MG Midget	16	14:14.73		82.63	52.31	4 84.39
2	64	MA	Richard PERRY	MG Midget	16	14:47.89	33.16	79.55	54.72	5 80.67
3	62	MA	Edward REEVE	MG Midget	16	14:59.63	44.90	78.51	54.44	8 81.09
4	66	MA	Tim STORRAR	Austin Healey Sprite	15	14:20.30	1 Lap	76.97	56.09	6 78.70
5	63	MA	Gil DUFFY	MG Midget	15	14:26.15	1 Lap	76.45	56.45	6 78.20
6	2	MB	Dominic MOONEY	Austin Healey Sprite	15	14:54.44	1 Lap	74.03	58.00	14 76.11
7	6	MB	Andrew ACTMAN	Austin Healey Sprite	15	15:01.74	1 Lap	73.43	58.96	11 74.87
8	11	MB	David JAMES	MG Midget	14	14:16.77	2 Laps	72.13	58.73	13 75.16
9	3	MB	Adrian MOORE	MG Midget	14	14:19.98	2 Laps	71.86	59.17	13 74.60
10	5	MB	Ian STAGG	MG Midget	14	14:27.70	2 Laps	71.22	1:00.44	3 73.04
11	34	MC	Ian LANGFORD	MG Midget	14	14:28.91	2 Laps	71.12	59.85	9 73.76
12	32	MC	David PYMM	MG Midget	14	14:29.08	2 Laps	71.11	1:00.54	8 72.92
13	33	MC	John COLLINSON	MG Midget	14	14:54.94	2 Laps	69.06	1:01.94	4 71.27
14	37	MC	Andrew LOWIS	MG Midget	14	15:05.32	2 Laps	68.26	1:02.10	14 71.08
15	41	MC	John STANYON	MG Midget	14	15:05.68	2 Laps	68.24	1:01.77	14 71.46
16	9	MB	Holly SAMBELL	MG Midget	14	15:07.35	2 Laps	68.11	1:02.09	10 71.10
17	15	MB	Jason MEREDITH	MG Midget	14	15:16.29	2 Laps	67.45	1:02.33	9 70.82
18	36	MC	Stephen COLLINSON	MG Midget	13	14:29.02	3 Laps	66.04	1:04.08	12 68.89
19	16	MB	Les GRIMSHAW	MG Midget	13	14:37.52	3 Laps	65.40	1:03.50	13 69.52

#### Not-Classified

65	MA	Martin MORRIS	MG Midget	6	5:35.84	DNF	78.86	54.61	5	80.83
12	MB	Martin HILLARD	MG Midget	0		Starter	0.00			
7	MB	Peter COLLINSON	MG Midget	0		Starter	0.00			

#### Fastest Lap

61	MA	William SMALLRIDGE	MG Midget					52.31	4	84.39
2	MB	Dominic MOONEY	Austin Healey Sprite					58.00	14	76.11
34	MC	Ian LANGFORD	MG Midget					59.85	9	73.76

Weather / Track: Cloudy / Dry

Start Time : 15:50

Brands Hatch Indy Circuit

19 Apr 08 16:07

Clerk of Course : <i>AS</i>	Time Issued : <i>16:20</i>	Chief Timekeeper : Terry Stevens <i>[Signature]</i>
--------------------------------	-------------------------------	--

THESE RESULTS REMAIN PROVISIONAL FOR A MINIMUM OF 30 MINUTES FROM THE TIME OF ISSUE

Results produced on HS Sports Timing and Results Systems. Results online at [www.750MC.co.uk](http://www.750MC.co.uk)



## Provisional Results - Race 7

### AB Performance RGB Championship

Pl	No	Cl	Name	Car	Laps	Time	Behind	MPH	Best Lap on	MPH	
1	1	BEA	Derek JONES	BND S2	16	14:10.22		83.07	50.95	15	86.64
2	99	BEC	Martin BROOKS	Caged Phoenix	16	14:30.45	20.23	81.14	52.74	11	83.70
3	7	BEB	Paul ROGERS	Stuart Taylor Phoenix	16	14:39.21	28.99	80.33	52.91	15	83.43
4	96	BEC	Tim GRAY	Raw Fulrum	16	14:41.51	31.29	80.12	53.26	10	82.88
5	6	BEC	John CUTMORE	Westfield Megablade	16	14:43.63	33.41	79.93	53.29	16	82.84
6	11	BEC	Matt ROWE	Fisher Fury	16	14:47.46	37.24	79.59	53.86	12	81.96
7	9	BEC	Alastair BOULTON	Stuart Taylor Phoenix	16	14:49.62	39.40	79.39	53.79	14	82.07
8	63	BEC	Colin CHAPMAN	Fisher Fury	16	14:55.31	45.09	78.89	53.70	11	82.20
9	17	BEC	David WALE	Fisher Fury	16	14:55.36	45.14	78.88	53.84	13	81.99
10	88	BEC	Richard WISE	Raw Striker	16	14:56.77	46.55	78.76	53.67	13	82.25
11	24	BEB	Josh SMITH	Stuart Taylor Phoenix	16	15:05.49	55.27	78.00	53.50	13	82.51
12	50	BEC	Tim HOVERD	Fisher Fury	15	14:16.07	1 Lap	77.35	54.97	15	80.30
13	27	BEC	Robert GRANT	Raw Striker	15	14:25.50	1 Lap	76.50	55.92	11	78.94
14	20	BEA	James JOHNSON	Fisher Fury	15	14:32.60	1 Lap	75.88	55.25	12	79.90
15	26	BEC	Andrew GRANT	Fisher Fury Fireblade	15	14:34.87	1 Lap	75.69	54.75	14	80.63
16	77	BEC	Phil ALCOCK	Pulsar Blade	15	14:39.11	1 Lap	75.32	56.28	11	78.43
17	16	BEB	Neil CONSTABLE-BERRY	Fisher Fury	15	14:39.71	1 Lap	75.27	55.85	14	79.04
18	21	BEC	Mathew GREEN	Fisher Fury	15	14:42.33	1 Lap	75.05	56.56	11	78.05
19	23	BEA	James WALKER	Westfield Megabusa	15	14:44.97	1 Lap	74.82	54.82	14	80.52
20	30	BEB	Stephen DEAN	Fisher Menance	14	14:35.94	2 Laps	70.55	59.41	10	74.30
21	73	BEC	Peter BROWN	Loco Blade	14	14:39.06	2 Laps	70.30	59.39	14	74.33
22	61	BEA	Mike ALLEN	Tiger MAE	14	15:03.38	2 Laps	68.41	1:00.52	13	72.94
23	67	BEC	Tony CARPENTER	Stuart Taylor Phoenix	13	14:11.93	3 Laps	67.36	1:01.91	13	71.30
24	44	BEC	Judi DERISLEY	Fisher Fury	13	14:36.07	3 Laps	65.50	1:03.32	11	69.71
25	74	BEC	Daniel CROFT	Fisher Fury	13	15:04.90	3 Laps	63.42	1:02.91	9	70.17

#### Not-Classified

46	BEA	Buzz BILLSBERRY	Genesis Evo	10	10:12.24	DNF	72.10	53.39	9	82.68
15	BEA	Doug CARTER	Genesis Evo	4	4:07.51	DNF	71.34	58.82	2	75.05
49	BEB	Tony GAUNT	Wolfe ZXR	4	4:10.74	DNF	70.42	58.55	3	75.39
29	BEC	Stuart TANTON	Fisher Fury	3	3:10.49	DNF	69.52	59.01	3	74.81
68	BEB	Adrian MOORE	Genesis Evo	2	2:26.62	DNF	60.21	1:04.08	2	68.89
5	BEA	Steve ROBINSON	Genesis RR	2	2:57.58	DNF	49.72	57.66	1	76.56
34	BEB	Colin DUCE	Fisher Fury	0		Starter	0.00			

#### Fastest Lap

1	BEA	Derek JONES	BND S2					50.95	15	86.64
99	BEC	Martin BROOKS	Caged Phoenix					52.74	11	83.70
7	BEB	Paul ROGERS	Stuart Taylor Phoenix					52.91	15	83.43

Weather / Track: Cloudy / Dry

Start Time : 16:15

Brands Hatch Indy Circuit


19 Apr 08 16:30

Clerk of Course <i>[Signature]</i>	Time Issued : 17.20	Chief Timekeeper Terry Stevens <i>[Signature]</i>
---------------------------------------	------------------------	---

THESE RESULTS REMAIN PROVISIONAL FOR A MINIMUM OF 30 MINUTES FROM THE TIME OF ISSUE

Results produced on HS Sports Timing and Results Systems. Results online at [www.750MC.co.uk](http://www.750MC.co.uk)





Provisional Results - Race 8 (Snetterton replacement)  
750MC Formula 4 Championship

Pl	No	Cl	Name	Car	Laps	Time	Behind	MPH	Best Lap on	MPH	
1	27	F4A	Jeremy WALKER	Van Diemen	17	13:53.51		90.03	47.70	10	92.54
2	69	F4A	Lee CUNNINGHAM	Van Diemen	17	13:55.06	1.55	89.87	47.98	17	92.00
3	1	F4A	Steve SAVAGE	Van Diemen RF08	17	14:12.27	18.76	88.05	49.01	3	90.07
4	55	F4A	Peter ALLEN	Van Diemen RF00	17	14:12.33	18.82	88.05	48.08	15	91.81
5	11	F4A	Barry PRITCHARD	Van Diemen RF01	17	14:12.72	19.21	88.00	48.22	15	91.55
6	3	F4A	Malcolm SCOTT	Van Diemen RF00	17	14:20.19	26.68	87.24	48.99	17	90.11
7	5	F4A	Jonathan WESTON-TAYLOR	Mygale US 2000	17	14:20.83	27.32	87.18	48.91	12	90.25
8	19	F4C	Matthew WOOD	Mygale	17	14:41.80	48.29	85.10	50.52	14	87.38
9	56	F4C	Bryn TOOTELL	Van Diemen RF	16	14:11.65	1 Lap	82.93	51.23	14	86.17
10	10	F4A	Jennifer SCOTT	Van Diemen RF99	16	14:11.95	1 Lap	82.90	51.11	14	86.37
11	24	F4C	Richard MENDOZA	Mygale	16	14:19.63	1 Lap	82.16	51.62	13	85.52
12	36	F4C	Oliver SIRRELL	Van Diemen	15	13:53.86	2 Laps	79.41	53.25	11	82.90
13	8	F4B	Clive YORATH	Reynard SF84	15	13:57.32	2 Laps	79.08	53.47	11	82.56
14	37	F4A	Jonathan CLEMENTS	Ralt RT30	14	14:04.73	3 Laps	73.16	57.58	12	76.66

Not-Classified

26	F4A	Andrew MINNETT	Van Diemen	14	12:47.75	DNF	80.50	52.90	9	83.45
9	F4B	Mike WEBBER	Magnum	10	9:24.75	DNF	78.16	53.86	4	81.96
57	F4A	David SHELTON	Ray	6	5:43.19	DNF	77.18	53.80	5	82.05
2	F4A	Chris KITE	Dallara 493	3	3:07.01	DNF	70.81	57.27	2	77.08

Non-Starters

29	F4A	Chris TIMMS	Mygale 2000US
43	F4A	John ROBERTS	Van Diemen

Fastest Lap

27	F4A	Jeremy WALKER	Van Diemen	47.70	10	92.54
19	F4C	Matthew WOOD	Mygale	50.52	14	87.38
8	F4B	Clive YORATH	Reynard SF84	53.47	11	82.56

Weather / Track: Cloudy / Dry

Start Time : 16:49

Brands Hatch Indy Circuit

19 Apr 08 17:05

Clerk of Course : 	Time Issued : 17:18	Chief Timekeeper : Terry Stevens 
-----------------------	------------------------	--------------------------------------

THESE RESULTS REMAIN PROVISIONAL FOR A MINIMUM OF 30 MINUTES FROM THE TIME OF ISSUE

Results produced on HS Sports Timing and Results Systems. Results online at www.750MC.co.uk



Provisional Results - Race 9 - Final  
750MC Formula Vee Championship

Pl	No	Cl	Name	Car	Laps	Time	Behind	MPH	Best Lap on	MPH
1	3	FV	Daniel HANDS	GAC 001	15	14:41.31		75.13	56.56	15 78.05
2	94	FV	Peter BELSEY	Spyder MK2	15	14:41.75	0.44	75.09	56.81	15 77.70
3	44	FV	Paul SMITH	GAC 02	15	14:50.62	9.31	74.35	57.89	13 76.25
4	27	FV	John HUGHES	Scarab MK5	15	14:58.31	17.00	73.71	57.80	13 76.37
5	24	FV	Ian JORDAN	Sheane	15	15:00.61	19.30	73.52	58.24	14 75.80
6	7	FV	Ian BUXTON	GAC	15	15:00.99	19.68	73.49	57.75	14 76.44
7	2	FV	Martin FARMER	Sheane	15	15:02.19	20.88	73.39	57.97	10 76.15
8	87	FV	Jenny ANDERSON	GAC 01	15	15:02.39	21.08	73.38	58.30	15 75.72
9	25	FV	Jason MILLS	GAC 03	15	15:02.53	21.22	73.37	57.96	7 76.16
10	14	FV	Steve OUGH	AHS Challenger	15	15:09.38	28.07	72.81	58.25	12 75.78
11	67	FV	Paul TAYLOR	AHS Challenger	15	15:09.40	28.09	72.81	58.27	14 75.76
12	45	FV	Graham KIDDY	Ray Bowles	15	15:11.66	30.35	72.63	58.37	15 75.63
13	20	FV	John STAPLETON	Leystone JH002	15	15:12.59	31.28	72.56	58.87	10 74.98
14	9	FV	Stephen GLASSWELL	Storm	15	15:12.66	31.35	72.55	57.81	15 76.36
15	73	FV	Clinton BELL	Venom	15	15:13.32	32.01	72.50	58.36	15 75.64
16	40	FVB	Charlie REILLY	Sheane	15	15:15.66	34.35	72.31	58.81	12 75.06
17	54	FV	Adrian WESTON	Leystone	15	15:30.67	49.36	71.15	59.36	14 74.37
18	49	FV	Richard HONICK	Sheane Mk3	15	15:31.22	49.91	71.11	59.36	14 74.37
19	70	FV	Nick BROWN	GAC 01	14	14:48.99	1 Lap	69.52	59.80	11 73.82
20	21	FV	Richard POTTERTON	Scarab MK2	14	15:13.18	1 Lap	67.68	1:00.12	8 73.43
21	77	FV	Fernando GASPAR	AHS Challenger	14	15:26.89	1 Lap	66.68	1:03.40	4 69.63

Not-Classified

29	FVB	Martin LUTON	Sheane Mk2	13	13:15.19	DNF	72.17	58.47	9 75.50
10	FV	Jamie CONYERS	GAC 03	12	12:09.94	DNF	72.57	58.39	9 75.60
13	FV	Warren SMITH	Storm SF1	12	12:13.28	DNF	72.24	58.98	8 74.84
61	FV	William BURNETT	Storm	12	12:13.55	DNF	72.21	58.10	10 75.98
93	FV	Alan FORSTER	GAC	10	10:07.42	DNF	72.67	58.49	10 75.47
48	FV	Tim PROBERT	Storm FF1	0		Starter	0.00		
99	FV	Gethin JONES	Spyder	0		Starter	0.00		

Fastest Lap

3	FV	Daniel HANDS	GAC 001					56.56	15 78.05
29	FVB	Martin LUTON	Sheane Mk2					58.47	9 75.50

Weather / Track: Fine drizzle / Damp

Start Time : 17:15

Brands Hatch Indy Circuit

19 Apr 08 17:32

Clerk of Course :	Time Issued : 18.10.	Chief Timekeeper : Terry Stevens
-------------------	----------------------	----------------------------------

THESE RESULTS REMAIN PROVISIONAL FOR A MINIMUM OF 30 MINUTES FROM THE TIME OF ISSUE

Results produced on HS Sports Timing and Results Systems. Results online at [www.750MC.co.uk](http://www.750MC.co.uk)



## Provisional Results - Race 10 - Heat

### 750MC Formula Vee Championship

Pl	No	Cl	Name	Car	Laps	Time	Behind	MPH	Best Lap on	MPH	
1	2	FV	Martin FARMER	Sheane	10	9:19.95		78.83	8	82.42	
2	25	FV	Jason MILLS	GAC 03	10	9:20.22	0.27	78.80	9	82.16	
3	27	FV	John HUGHES	Scarab MK5	10	9:26.18	6.23	77.97	5	81.72	
4	54	FV	Adrian WESTON	Leastone	10	9:31.20	11.25	77.28	7	79.70	
5	29	FVB	Martin LUTON	Sheane Mk2	10	9:32.47	12.52	77.11	6	79.07	
6	40	FVB	Charlie REILLY	Sheane	10	9:32.91	12.96	77.05	9	80.51	
7	31	FVB	Phillip FOSTER	AHS Challenger	10	9:33.50	13.55	76.97	6	80.69	
8	73	FV	Clinton BELL	Venom	10	9:34.50	14.55	76.84	10	79.85	
9	43	FV	Neale HURREN	AHS Challenger	10	9:41.52	21.57	75.91	56.26	9	78.46
10	21	FV	Richard POTTERTON	Scarab Mk2	10	9:41.59	21.64	75.90	56.02	9	78.80
11	41	FVB	Cormac MUNNELLY	AHS Challenger	10	9:48.14	28.19	75.06	56.93	8	77.54
12	85	FV	Tony DOWSON	Sheane	10	9:58.93	38.98	73.70	56.83	9	77.68
13	97	FV	Perry TUBB	Merauder BM1A	10	10:00.68	40.73	73.49	57.66	9	76.56
14	72	FVB	James CONYERS	Leastone	10	10:01.64	41.69	73.37	57.42	8	76.88
15	77	FV	Fernando GASPAR	AHS Challenger	10	10:09.20	49.25	72.46	59.54	6	74.14
16	34	FV	Lee LEVETT	Sheane	10	10:10.66	50.71	72.29	57.56	3	76.69
17	57	FV	Peter DUNNE	Sheane	10	10:10.68	50.73	72.29	59.11	10	74.68
18	47	FV	Niall McCARTHY	Sheane Mk1	9	9:19.97	1 Lap	70.95	59.77	6	73.86
19	28	FVB	Ben WILLIAMS	Sheane Mk1	9	9:27.29	1 Lap	70.03	59.84	6	73.77
20	23	FVB	Sam ENGINEER	Sheane Mk1	9	9:33.94	1 Lap	69.22	1:00.76	9	72.65
21	26	FV	Peter ANDREWS	Sheane Mk2	9	10:08.60	1 Lap	65.28	1:03.65	2	69.35

#### Not-Classified

58	FV	Fernando MAYER GASPAR	AHS Challenger	6	5:49.46	DNF	75.79	56.16	4	78.60
36	FVB	Tim HILL	Sheane Mk3	0		Starter	0.00			

#### Non-Starters

32	FV	Anthony MITCHELL	Ray
42	FV	John TOWNSHEND	Sheane Mk2
48	FV	Tim PROBERT	Storm FF1
49	FV	Richard HONICK	Sheane Mk3
74	FV	Angus MAYHEW	Scarab Mk2

#### Fastest Lap

2	FV	Martin FARMER	Sheane					53.56	8	82.42
31	FVB	Phillip FOSTER	AHS Challenger					54.71	6	80.69

Red flag after 10m 27s. Results declared.

Weather / Track: Misty / Dry

Start Time : 11:55


Brands Hatch Indy Circuit

20 Apr 08 12:09

Clerk of Course : <i>A.S.G.</i>	Time issued : <i>12:16</i>	Chief Timekeeper : Terry Stevens <i>[Signature]</i>
------------------------------------	-------------------------------	--

THESE RESULTS REMAIN PROVISIONAL FOR A MINIMUM OF 30 MINUTES FROM THE TIME OF ISSUE

Results produced on HS Sports Timing and Results Systems. Results online at [www.750MC.co.uk](http://www.750MC.co.uk)



## Provisional Results - Race 11

### MG Midget Challenge

Pl	No	Cl	Name	Car	Laps	Time	Behind	MPH	Best Lap on	MPH	
1	61	MA	William SMALLRIDGE	MG Midget	16	14:23.22		81.82	52.16	4	84.63
2	63	MA	Gil DUFFY	MG Midget	16	14:45.53	22.31	79.76	53.94	9	81.84
3	64	MA	Richard PERRY	MG Midget	16	14:50.17	26.95	79.34	53.85	3	81.97
4	66	MA	Tim STORRAR	Austin Healey Sprite	16	14:50.73	27.51	79.29	54.60	6	80.85
5	7	MB	Peter COLLINSON	MG Midget	15	14:44.09	1 Lap	74.90	57.47	9	76.81
6	2	MB	Dominic MOONEY	Austin Healey Sprite	15	14:44.27	1 Lap	74.88	57.54	14	76.72
7	6	MB	Andrew ACTMAN	Austin Healey Sprite	15	14:47.21	1 Lap	74.63	58.07	9	76.02
8	3	MB	Adrian MOORE	MG Midget	15	15:15.71	1 Lap	72.31	59.69	11	73.95
9	11	MB	David JAMES	MG Midget	15	15:16.21	1 Lap	72.27	58.89	7	74.96
10	9	MB	Holly SAMBELL	MG Midget	15	15:16.50	1 Lap	72.25	59.40	13	74.32
11	5	MB	Ian STAGG	MG Midget	15	15:24.01	1 Lap	71.66	1:00.28	7	73.23
12	32	MC	David PYMM	MG Midget	15	15:24.25	1 Lap	71.64	1:00.11	13	73.44
13	33	MC	John COLLINSON	MG Midget	14	14:23.96	2 Laps	71.53	1:00.09	8	73.46
14	34	MC	Ian LANGFORD	MG Midget	14	14:24.41	2 Laps	71.49	1:00.24	13	73.28
15	16	MB	Les GRIMSHAW	MG Midget	14	14:38.10	2 Laps	70.38	1:00.04	9	73.52
16	37	MC	Andrew LOWIS	MG Midget	14	14:41.64	2 Laps	70.10	1:01.40	5	71.89
17	36	MC	Stephen COLLINSON	MG Midget	14	15:02.21	2 Laps	68.50	1:02.62	2	70.49
18	41	MC	John STANYON	MG Midget	14	15:03.76	2 Laps	68.38	1:02.49	2	70.64
19	10	MB	Phil ATTWOOD	MG Midget	13	15:02.98	3 Laps	63.55	1:06.76	10	66.12

#### Not-Classified

12	MB	Martin HILLARD	MG Midget	13	13:32.52	DNF	70.63	1:00.32	13	73.18
15	MB	Jason MEREDITH	MG Midget	13	13:32.55	DNF	70.62	59.91	8	73.68
62	MA	Edward REEVE	MG Midget	1	1:03.25	DNF	69.79	59.41	1	74.30

#### Non-Starters

65	MA	Martin MORRIS	MG Midget
----	----	---------------	-----------

#### Fastest Lap

61	MA	William SMALLRIDGE	MG Midget	52.16	4	84.63
7	MB	Peter COLLINSON	MG Midget	57.47	9	76.81
33	MC	John COLLINSON	MG Midget	1:00.09	8	73.46

Weather / Track: Misty / Dry

Start Time : 12:18

Brands Hatch Indy Circuit

20 Apr 08 12:34

Clerk of Course : <i>ASG</i>	Time Issued : 12:44	Chief Timekeeper : Terry Stevens <i>[Signature]</i>
---------------------------------	------------------------	--

THESE RESULTS REMAIN PROVISIONAL FOR A MINIMUM OF 30 MINUTES FROM THE TIME OF ISSUE

Results produced on HS Sports Timing and Results Systems. Results online at [www.750MC.co.uk](http://www.750MC.co.uk)



## Provisional Results - Race 12 (Restart)

### AB Performance RGB Championship

Pl	No	Cl	Name	Car	Laps	Time	Behind	MPH	Best Lap on	MPH
1	1	BEA	Derek JONES	BND S2	7	6:08.22		83.92	50.99	4 86.57
2	99	BEC	Martin BROOKS	Caged Phoenix	7	6:18.90	10.68	81.55	52.78	7 83.64
3	7	BEB	Paul ROGERS	Stuart Taylor Phoenix	7	6:22.03	13.81	80.88	52.85	6 83.53
4	96	BEC	Tim GRAY	Raw Fulrum	7	6:22.40	14.18	80.81	53.00	6 83.29
5	6	BEC	John CUTMORE	Westfield Megablade	7	6:23.67	15.45	80.54	53.01	6 83.27
6	24	BEB	Josh SMITH	Stuart Taylor Phoenix	7	6:24.45	16.23	80.38	52.98	4 83.32
7	11	BEC	Matt ROWE	Fisher Fury	7	6:24.81	16.59	80.30	53.26	6 82.88
8	88	BEC	Richard WISE	Raw Striker	7	6:24.85	16.63	80.29	53.19	7 82.99
9	63	BEC	Colin CHAPMAN	Fisher Fury	7	6:25.95	17.73	80.06	53.11	4 83.12
10	9	BEC	Alastair BOULTON	Stuart Taylor Phoenix	7	6:26.03	17.81	80.05	53.13	4 83.09
11	17	BEC	David WALE	Fisher Fury	7	6:29.24	21.02	79.39	53.69	4 82.22
12	15	BEA	Doug CARTER	Genesis Evo	7	6:35.32	27.10	78.17	54.34	7 81.24
13	50	BEC	Tim HOVERD	Fisher Fury	7	6:37.43	29.21	77.75	54.50	4 81.00
14	26	BEC	Andrew GRANT	Fisher Fury Fireblade	7	6:37.98	29.76	77.64	54.79	4 80.57
15	20	BEA	James JOHNSON	Fisher Fury	7	6:39.04	30.82	77.44	54.88	4 80.44
16	30	BEB	Stephen DEAN	Fisher Menance	7	6:40.09	31.87	77.23	55.14	6 80.06
17	23	BEA	James WALKER	Westfield Megabusa	7	6:40.25	32.03	77.20	55.16	7 80.03
18	77	BEC	Phil ALCOCK	Pulsar Blade	7	6:40.83	32.61	77.09	54.95	7 80.33
19	27	BEC	Robert GRANT	Raw Striker	7	6:41.22	33.00	77.02	54.78	7 80.58
20	16	BEB	Neil CONSTABLE-BERRY	Fisher Fury	7	6:41.69	33.47	76.93	54.79	5 80.57
21	68	BEB	Adrian MOORE	Genesis Evo	7	6:49.04	40.82	75.54	55.48	5 79.57
22	21	BEC	Mathew GREEN	Fisher Fury	7	6:49.91	41.69	75.38	55.94	5 78.91
23	61	BEA	Mike ALLEN	Tiger MAE	7	7:09.43	1:01.21	71.96	57.06	6 77.36
24	67	BEC	Tony CARPENTER	Stuart Taylor Phoenix	6	6:19.19	1 Lap	69.85	1:00.79	4 72.62
25	73	BEC	Peter BROWN	Loco Blade	6	6:29.87	1 Lap	67.94	1:00.23	6 73.29

#### Not-Classified

5	BEA	Steve ROBINSON	Genesis RR	2	1:53.44	DNF	77.83	54.00	2	81.75
74	BEC	Daniel CROFT	Fisher Fury	1	1:12.29	DNF	61.06	1:03.59	1	69.42

#### Non-Starters

29	BEC	Stuart TANTON	Fisher Fury
34	BEB	Colin DUCE	Fisher Fury
38	BEC	Darren GAY	Fisher Fury
44	BEC	Judi DERISLEY	Fisher Fury
46	BEA	Buzz BILLSBERRY	Genesis Evo
49	BEB	Tony GAUNT	Wolfe ZXR

#### Fastest Lap

1	BEA	Derek JONES	BND S2					50.99	4	86.57
99	BEC	Martin BROOKS	Caged Phoenix					52.78	7	83.64
7	BEB	Paul ROGERS	Stuart Taylor Phoenix					52.85	6	83.53

2-part race. No 34, 38, 44 took first start.

Weather / Track: Overcast / Dry

Start Time : 13:04

Brands Hatch Indy Circuit

20 Apr 08 13:12

Clerk of Course : <i>A. G. Cox</i>	Time Issued : <i>13:16</i>	Chief Timekeeper : Terry Stevens <i>Terry Stevens</i>
---------------------------------------	-------------------------------	--

THESE RESULTS REMAIN PROVISIONAL FOR A MINIMUM OF 30 MINUTES FROM THE TIME OF ISSUE

Results produced on HS Sports Timing and Results Systems. Results online at [www.750MC.co.uk](http://www.750MC.co.uk)



## Cambridge Race Car Bike-Sports Championship

### Provisional Results - Race 14 (Amended)

Pl	No	Cl	Name	Car	Laps	Time	Behind	MPH	Best Lap on	MPH
1	3	BSA	Jonathan WRIGHT	Radical 6 Prosport	24	19:13.74		91.83	45.92	3 96.13
2	2	BSA	Paul TRAYHURN	Radical Prosport	24	19:43.09	29.35	89.55	48.04	6 91.89
3	30	BSA	Simon FORD	Radical Prosport	23	19:15.01	1 Lap	87.90	48.88	5 90.31
4	66	BSA	Andy CROCKETT	Radical Prosport	23	19:15.21	1 Lap	87.89	48.96	10 90.16
5	95	BSA	Richard STABLES	Radical 6 Prosport	23	19:17.77	1 Lap	87.69	48.60	3 90.83
6	46	BSA	Sheridan BELL	Radical Prosport	23	19:18.31	1 Lap	87.65	48.52	6 90.98
7	29	BSA	Tony GASTON	Radical 6 Prosport	23	19:29.15	1 Lap	86.84	48.19	8 91.60
8	11	BSB	Oliver HULME	T5 Mission	23	19:40.31	1 Lap	86.02	50.06	8 88.18
9	60	BSC	Bill PRICHARD	Global Light GT	23	19:41.21	1 Lap	85.95	49.24	3 89.65
10	12	BSC	Graham MILLER	Global GT1	23	19:50.57	1 Lap	85.28	50.26	11 87.83
11	26	BSC	Mark BOOT	Radical Clubsport	22	19:42.84	2 Laps	82.10	51.79	13 85.23
12	32	BSA	Paul LE MAITRE	ADR Sports 3	22	19:44.40	2 Laps	82.00	51.25	3 86.13
13	17	BSC	Keith O'BRIEN	Global GT1	22	19:54.38	2 Laps	81.31	52.51	6 84.07
14	21	BSC	Kevin GOATER	Kellforms Retoga	21	19:31.30	3 Laps	79.14	53.41	3 82.65
15	4	BSA	Ake BORNEBUSCH	Radical 6 Prosport	21	19:42.92	3 Laps	78.37	50.69	4 87.08
<b>Not-Classified</b>										
19	BSA	Christian RINGER	Radical Clubsport	18	15:06.58	DNF	87.65	48.55	7	90.92
7	BSC	Tommy GILMARTIN	Global GT	17	14:57.61	DNF	83.60	50.12	11	88.08
13	BSC	Iain CUMMING	Speads RS06	8	7:20.33	DNF	80.20	52.62	3	83.89
5	BSB	Mark FALCO	ADR 3 2007	8	7:22.47	DNF	79.81	52.41	7	84.23
<b>Exclusions</b>										
18	BSC	Andrew HARWOOD	Radical Clubsport	Failed ride height check						
25	BSA	James BREAKELL	Radical SR4	Failed ride height check						
28	BSA	Shaun MELLORS	Radical SR4	Failed ride height check						
44	BSA	Barry MARKS	Radical SR3	Failed ride height check						
8	BSC	Richard DADEN	Global Light GT1	G80 - Failure to comply with black & Orange, and B&O						
9	BSC	Derek HAMBLY	Radical Clubsport	Failed ride height check						
<b>Non-Starters</b>										
81	BSC	Lewis SHAW	Radical Clubsport							
<b>Fastest Lap</b>										
3	BSA	Jonathan WRIGHT	Radical 6 Prosport					45.92	3	96.13
60	BSC	Bill PRICHARD	Global Light GT					49.24	3	89.65
11	BSB	Oliver HULME	T5 Mission					50.06	8	88.18

Weather / Track: Bright / Dry


Start Time : 14:38

Brands Hatch Indy Circuit

20 Apr 08 16:41

Clerk of Course : <i>A S G</i>	Time Issued : 16:46	Chief Timekeeper : Terry Stevens
-----------------------------------	------------------------	----------------------------------

THESE RESULTS REMAIN PROVISIONAL FOR A MINIMUM OF 30 MINUTES FROM THE TIME OF ISSUE



## Provisional Results - Race 15

### Strata 21 BCV8 Championship

Pl	No	Cl	Name	Car	Laps	Time	Behind	MPH	Best Lap on	MPH
1	94	BD	John WILSON	MGB GT V8	16	14:03.06		83.78	51.12	4 86.35
2	97	BD	Adrian BEER	MGB GT V8	16	14:06.40	3.34	83.45	51.66	4 85.45
3	75	BC	Martin HALL	MGB	16	14:49.09	46.03	79.44	54.43	5 81.10
4	83	BC	Phil WALKER	MGB GT V8	16	14:49.85	46.79	79.37	54.60	5 80.85
5	71	BC	Ken DEAMER	MGB V8	15	14:20.61	1 Lap	76.94	54.69	6 80.72
6	32	BB	Rob HUFF	MGB Roadster	15	14:26.13	1 Lap	76.45	56.67	6 77.90
7	31	BB	Jonnie WHEELER	MGB Roadster	15	14:39.27	1 Lap	75.31	57.77	13 76.41
8	30	BB	James WHEELER	MGB Roadster	15	14:39.96	1 Lap	75.25	57.74	7 76.45
9	34	BB	Brian CAKEBREAD	MGB Roadster	15	14:40.07	1 Lap	75.24	57.41	15 76.89
10	37	BB	Barry HOLMES	MGB GT V8	15	14:47.37	1 Lap	74.62	57.92	5 76.21
11	49	BB	John HUTSON	MGB	15	14:54.24	1 Lap	74.05	58.11	4 75.96
12	38	BB	Neil CAWTHORN	MGB Roadster	14	14:03.77	2 Laps	73.24	58.78	5 75.10
13	53	BB	Kevin SWANN	MGB	14	14:04.93	2 Laps	73.14	59.12	3 74.67
14	48	BB	Mike BREEDON	MGB GT V8	14	14:10.11	2 Laps	72.70	59.20	9 74.57
15	50	BB	Simon CRIPPS	MGB GT	14	14:16.49	2 Laps	72.16	59.53	3 74.15
16	21	BAB	Mike HARRIS	MGB	14	14:22.36	2 Laps	71.66	1:00.03	6 73.54
17	42	BB	Paul ATKINSON	MGB Roadster	14	14:29.25	2 Laps	71.10	1:00.08	14 73.47
18	40	BB	Howard GRUNDON	MGB GT V8	14	14:34.55	2 Laps	70.67	1:00.73	13 72.69
19	41	BB	Babak FARSAIN	MGB	14	14:37.01	2 Laps	70.47	1:00.30	7 73.21
20	3	BA	Rob MUIR	MGB Roadster	14	14:37.92	2 Laps	70.39	1:00.91	6 72.47
21	10	BA	Terry SAVORY	MGB GT	13	14:13.92	3 Laps	67.20	1:04.13	11 68.83
22	2	BA	Ian LONGHURST	MGB Roadster	13	14:14.55	3 Laps	67.15	1:03.92	12 69.06

#### Not-Classified

96	BD	Paul SIBLEY	MGB Roadster	10	8:47.63	DNF	83.66	51.33	4 86.00
44	BB	Peter SAMUELS	MGB Roadster	7	7:24.47	DNF	69.52	56.84	5 77.66

#### Non-Starters

92	BD	Roy McCARTHY	MGB GT V8							
----	----	--------------	-----------	--	--	--	--	--	--	--

#### Fastest Lap

94	BD	John WILSON	MGB GT V8					51.12	4 86.35
75	BC	Martin HALL	MGB					54.43	5 81.10
32	BB	Rob HUFF	MGB Roadster					56.67	6 77.90
21	BAB	Mike HARRIS	MGB					1:00.03	6 73.54
3	BA	Rob MUIR	MGB Roadster					1:00.91	6 72.47

Weather / Track: Bright / Dry

Start Time : 15:08

Brands Hatch Indy Circuit

20 Apr 08 15:23

Clerk of Course : <i>Agar</i>	Time Issued : 15:50	Chief Timekeeper : Terry Stevens <i>[Signature]</i>
----------------------------------	------------------------	--

THESE RESULTS REMAIN PROVISIONAL FOR A MINIMUM OF 30 MINUTES FROM THE TIME OF ISSUE



## Provisional Results - Race 16 - Heat (Restart)

### Demon Tweeks / Yokohama Stock Hatch Championship

Pl	No	Cl	Name	Car	Laps	Time	Behind	MPH	Best Lap on	MPH
1	75	SH	Joe McMILLAN	Citroen Saxo VTR	1	1:09.08		63.90	1:05.26	1 67.64
2	22	SHB	Gary FEAkins	Peugeot 205 GTI	1	1:09.47	0.39	63.54	1:04.90	1 68.02
3	28	SH	Dan SUMMERS	Peugeot 106 Rallye	1	1:09.78	0.70	63.26	1:05.85	1 67.04
4	21	SH	Jamie GOLBY	Citroen Saxo VTR	1	1:10.03	0.95	63.03	1:05.07	1 67.84
5	71	SHB	Tim MIZEN	Ford Fiesta XR2i	1	1:10.52	1.44	62.60	1:04.86	1 68.06
6	70	SHB	Darren BARDEN	Peugeot 205 GTI	1	1:12.20	3.12	61.14	1:06.43	1 66.45
7	72	SHB	Jonathan WOOLLEY	Ford Fiesta XR2i	1	1:12.40	3.32	60.97	1:07.12	1 65.77
8	50	SHB	Wayne GOODWIN	Ford Fiesta XR2	1	1:12.91	3.83	60.54	1:06.87	1 66.01
9	69	SHB	Tim HARRADINE	Ford Fiesta XR2i	1	1:13.23	4.15	60.28	1:06.12	1 66.76
10	52	SH	Shaun HAGEN	Citroen Saxo VTR	1	1:13.50	4.42	60.06	1:06.47	1 66.41
11	86	SHB	Edward COOPER	Vauxhall Nova GSI	1	1:14.15	5.07	59.53	1:07.60	1 65.30
12	16	SHB	Derek ROZIER	Ford Fiesta XR2i	1	1:14.64	5.56	59.14	1:07.43	1 65.47
13	51	SHB	Ben GLADWYN	Peugeot 205 GTI	1	1:15.41	6.33	58.54	1:07.73	1 65.18
14	62	SHB	Richard GIBSON	Ford Fiesta XR2	1	1:15.72	6.64	58.30	1:07.92	1 64.99
15	30	SHB	Kieran FORINTON	Peugeot 205 GTI	1	1:16.21	7.13	57.92	1:09.93	1 63.12
16	104	SHB	Martyn FOWDREY	Ford Fiesta XR2	1	1:16.60	7.52	57.63	1:06.79	1 66.09
17	63	SHB	Maurice DAVIES	Ford Fiesta XR2	1	1:17.33	8.25	57.08	1:09.26	1 63.74
18	60	SH	Geoff BLUFF	Citroen Saxo VTR	1	1:17.57	8.49	56.91	1:08.91	1 64.06
19	25	SHB	Neil WALSH	Ford Fiesta XR2	1	1:17.77	8.69	56.76	1:07.41	1 65.48
20	67	SHB	Jason COX	Ford Fiesta XR2	1	1:19.14	10.06	55.78	1:10.54	1 62.58
21	76	SHB	Daniel SPENCER	Ford Fiesta XR2	1	1:19.18	10.10	55.75	1:09.67	1 63.36
22	45	SHB	Bob FOSSEY	Ford Fiesta XR2	1	1:21.07	11.99	54.45	1:12.12	1 61.21
23	85	SH	Stuart HERRIOTT	Citroen Saxo VTR	1	1:22.14	13.06	53.74	1:10.94	1 62.23
24	88	SHB	Damian COTTRELL	Ford Fiesta XR2	1	1:23.15	14.07	53.09	1:09.18	1 63.81
25	95	SHB	Scot KIRLEW	Ford Fiesta XR2	1	1:24.42	15.34	52.29	1:24.42	0 52.29

#### Not-Classified

49	SHB	Oli McCrudden	Ford Fiesta XR2	1	1:13.89	NCF	59.74	1:07.79	1 65.12
38	SHB	Sarah Niblett	Peugeot 205 GTi	1	1:19.59	NCF	55.46	1:10.36	1 62.74
65	SHB	George Robinson	Peugeot 205 GTI	0		Starter	0.00		

#### Non-Starters

56	SHB	Jason NIND	Ford Fiesta XR2						
59	SH	Steve NOBLE	Citroen Saxo VTR						
91	SH	Ashley COLLINS	Vauxhall Corsa Sport						
96	SHB	Geoff PENNINGTON	Suzuki Swift						

#### Fastest Lap

71	SHB	Tim MIZEN	Ford Fiesta XR2i				1:04.86	1 68.06
21	SH	Jamie GOLBY	Citroen Saxo VTR				1:05.07	1 67.84

2-part race. No 59,91,96 took first start. 2nd part red flagged. Race declared. 38, 49 n/r at r/f

Weather / Track: Bright / Dry

Start Time : 15:49

Brands Hatch Indy Circuit

20 Apr 08 15:59

Clerk of Course : 	Time Issued : 15:10	Chief Timekeeper : Terry Stevens 
---	---------------------	--

THESE RESULTS REMAIN PROVISIONAL FOR A MINIMUM OF 30 MINUTES FROM THE TIME OF ISSUE

Results produced on HS Sports Timing and Results Systems. Results online at [www.750MC.co.uk](http://www.750MC.co.uk)





**Provisional Results - Race 17**  
**Polleysport / Yokohama SAXMAX Championship**

Pl	No	Cl	Name	Car	Laps	Time	Behind	MPH	Best Lap on	MPH
1	34	SAX	Joe FERGUSON	Citroen Saxo VTR	14	14:21.50		71.74	1:00.64	13 72.80
2	7	SAX	James COLBURN	Citroen Saxo VTR	14	14:21.78	0.28	71.71	1:00.48	14 72.99
3	44	SAX	Abbie EATON	Citroen Saxo VTR	14	14:30.48	8.98	71.00	1:01.03	12 72.33
4	29	SAX	Patrick FLETCHER	Citroen Saxo VTR	14	14:31.01	9.51	70.95	1:01.27	5 72.05
5	13	SAX	Josh COOK	Citroen Saxo VTR	14	14:33.76	12.26	70.73	1:01.24	8 72.08
6	28	SAX	Andrew TIBBS	Citroen Saxo VTR	14	14:36.25	14.75	70.53	1:01.53	11 71.74
7	27	SAX	Aaron WILLIAMSON	Citroen Saxo VTR	14	14:37.42	15.92	70.43	1:01.68	6 71.57
8	23	SAX	Chris WARBURTON	Citroen Saxo VTR	14	14:43.25	21.75	69.97	1:01.78	3 71.45
9	66	SAX	Anton SPIRES	Citroen Saxo VTR	14	14:46.68	25.18	69.70	1:02.05	10 71.14
10	6	SAX	James ROOKER-EDWARDS	Citroen Saxo VTR	14	14:51.30	29.80	69.34	1:01.89	4 71.33
11	50	SAX	Patrick MASON	Citroen Saxo VTR	14	14:55.70	34.20	69.00	1:02.68	5 70.43
12	69	SAX	Marcus NIALL	Citroen Saxo VTR	14	15:03.45	41.95	68.40	1:03.06	7 70.00
13	31	SAX	Matthew WELLER	Citroen Saxo VTR	14	15:09.86	48.36	67.92	1:03.00	8 70.07
14	21	SAX	Aaron TRIGWELL	Citroen Saxo VTR	14	15:18.03	56.53	67.32	1:03.14	7 69.91
15	20	SAX	Joe GRINSELL	Citroen Saxo VTR	13	14:48.07	1 Lap	64.62	1:03.36	9 69.67

Not-Classified

96	SAX	Shaun CLAY	Citroen Saxo VTR	2	2:19.49	DNF	63.29	1:03.57	2	69.44
----	-----	------------	------------------	---	---------	-----	-------	---------	---	-------

Non-Starters

15	SAX	Jamie BROWN	Citroen Saxo VTR
68	SAX	Alexander LENNON	Citroen Saxo VTR
77	SAX	Declan ARMSTRONG	Citroen Saxo VTR

Fastest Lap



7	SAX	James COLBURN	Citroen Saxo VTR	1:00.48	14	72.99
---	-----	---------------	------------------	---------	----	-------

Weather / Track: Bright / Dry

Start Time : 16:14


Brands Hatch Indy Circuit

20 Apr 08 16:30

Clerk of Course : 	Time Issued : 16:11	Chief Timekeeper : Terry Stevens 
--	---------------------	--

THESE RESULTS REMAIN PROVISIONAL FOR A MINIMUM OF 30 MINUTES FROM THE TIME OF ISSUE

Results produced on HS Sports Timing and Results Systems. Results online at [www.750MC.co.uk](http://www.750MC.co.uk)



## Cambridge Race Car Bike-Sports Championship

### Provisional Results - Race 18 (Amended)

Pl	No	Cl	Name	Car	Laps	Time	Behind	MPH	Best Lap on	MPH
1	3	BSA	Jonathan WRIGHT	Radical 6 Prosport	24	19:11.20		92.03	46.55	3 94.83
2	29	BSA	Tony GASTON	Radical 6 Prosport	23	19:12.79	1 Lap	88.07	48.52	23 90.98
3	30	BSA	Simon FORD	Radical Prosport	23	19:23.56	1 Lap	87.26	49.41	6 89.34
4	60	BSC	Bill PRICHARD	Global Light GT	23	19:38.00	1 Lap	86.19	49.67	12 88.87
5	25	BSA	James BREAKELL	Radical SR4	23	19:50.18	1 Lap	85.31	50.55	12 87.33
6	12	BSC	Graham MILLER	Global GT1	23	19:58.27	1 Lap	84.73	50.95	3 86.64
7	13	BSC	Iain CUMMING	Speads RS06	23	19:59.43	1 Lap	84.65	50.42	15 87.55
8	44	BSA	Barry MARKS	Radical SR3	22	19:33.22	2 Laps	82.78	50.94	17 86.66
9	28	BSA	Shaun MELLORS	Radical SR4	22	19:39.45	2 Laps	82.34	51.45	22 85.80
10	18	BSC	Andrew HARWOOD	Radical Clubsport	22	19:49.84	2 Laps	81.62	52.74	11 83.70
11	21	BSC	Kevin GOATER	Kellforms Retoga	22	19:50.79	2 Laps	81.56	52.00	19 84.89

#### Not-Classified

17	BSC	Keith O'BRIEN	Global GT1	15	13:39.03	DNF	80.85	52.86	5	83.51
7	BSC	Tommy GILMARTIN	Global GT	8	6:57.77	DNF	84.53	50.41	3	87.57
32	BSA	Paul LE MAITRE	ADR Sports 3	6	5:35.96	DNF	78.84	52.76	4	83.67
95	BSA	Richard STABLES	Radical 6 Prosport	0		Starter	0.00			

#### Exclusions

11	BSB	Oliver HULME	T5 Mission	No reverse gear
19	BSA	Christian RINGER	Radical Clubsport	No reverse gear
2	BSA	Paul TRAYHURN	Radical Prosport	No reverse gear
26	BSC	Mark BOOT	Radical Clubsport	No reverse gear
46	BSA	Sheridan BELL	Radical Prosport	No reverse gear
9	BSC	Derek HAMBLY	Radical Clubsport	No reverse gear

#### Non-Starters

4	BSA	Ake BORNEBUSCH	Radical 6 Prosport
5	BSB	Mark FALCO	ADR 3 2007
66	BSA	Andy CROCKETT	Radical Prosport
8	BSC	Richard DADEN	Global Light GT1
81	BSC	Lewis SHAW	Radical Clubsport

#### Fastest Lap

3	BSA	Jonathan WRIGHT	Radical 6 Prosport	46.55	3	94.83
60	BSC	Bill PRICHARD	Global Light GT	49.67	12	88.87



No 26 - NO TRANSPONDER SIGNAL DETECTED

Weather / Track: Cloudy / Dry

Start Time : 16:43

Brands Hatch Indy Circuit

20 Apr 08 18:44

Clerk of Course : 	Time Issued : 18.46	Chief Timekeeper : Terry Stevens 
--	---------------------	--

THESE RESULTS REMAIN PROVISIONAL FOR A MINIMUM OF 30 MINUTES FROM THE TIME OF ISSUE

Results produced on HS Sports Timing and Results Systems



## Cambridge Race Car Bike-Sports Championship

### Provisional Results - Race 18 (Amended)

Pl	No	Cl	Name	Car	Laps	Time	Behind	MPH	Best Lap on	MPH
1	3	BSA	Jonathan WRIGHT	Radical 6 Prosport	24	19:11.20		92.03	46.55	3 94.83
2	29	BSA	Tony GASTON	Radical 6 Prosport	23	19:12.79	1 Lap	88.07	48.52	23 90.98
3	30	BSA	Simon FORD	Radical Prosport	23	19:23.56	1 Lap	87.26	49.41	6 89.34
4	60	BSC	Bill PRICHARD	Global Light GT	23	19:38.00	1 Lap	86.19	49.67	12 88.87
5	25	BSA	James BREAKELL	Radical SR4	23	19:50.18	1 Lap	85.31	50.55	12 87.33
6	12	BSC	Graham MILLER	Global GT1	23	19:58.27	1 Lap	84.73	50.95	3 86.64
7	13	BSC	Iain CUMMING	Speads RS06	23	19:59.43	1 Lap	84.65	50.42	15 87.55
8	44	BSA	Barry MARKS	Radical SR3	22	19:33.22	2 Laps	82.78	50.94	17 86.66
9	28	BSA	Shaun MELLORS	Radical SR4	22	19:39.45	2 Laps	82.34	51.45	22 85.80
10	18	BSC	Andrew HARWOOD	Radical Clubsport	22	19:49.84	2 Laps	81.62	52.74	11 83.70
11	21	BSC	Kevin GOATER	Kellforms Retoga	22	19:50.79	2 Laps	81.56	52.00	19 84.89
12	9	BSC	Derek HAMBLY	Radical Clubsport	18	19:22.83	6 Laps	68.33	1:02.12	12 71.06

#### Not-Classified

17	BSC	Keith O'BRIEN	Global GT1	15	13:39.03	DNF	80.85	52.86	5	83.51
7	BSC	Tommy GILMARTIN	Global GT	8	6:57.77	DNF	84.53	50.41	3	87.57
32	BSA	Paul LE MAITRE	ADR Sports 3	6	5:35.96	DNF	78.84	52.76	4	83.67
95	BSA	Richard STABLES	Radical 6 Prosport	0		Starter	0.00			

#### Exclusions

11	BSB	Oliver HULME	T5 Mission	No reverse gear
19	BSA	Christian RINGER	Radical Clubsport	No reverse gear
2	BSA	Paul TRAYHURN	Radical Prosport	No reverse gear
26	BSC	Mark BOOT	Radical Clubsport	No reverse gear
46	BSA	Sheridan BELL	Radical Prosport	No reverse gear

#### Non-Starters

4	BSA	Ake BORNEBUSCH	Radical 6 Prosport
5	BSB	Mark FALCO	ADR 3 2007
66	BSA	Andy CROCKETT	Radical Prosport
8	BSC	Richard DADEN	Global Light GT1
81	BSC	Lewis SHAW	Radical Clubsport

#### Fastest Lap

3	BSA	Jonathan WRIGHT	Radical 6 Prosport	46.55	3	94.83
60	BSC	Bill PRICHARD	Global Light GT	49.67	12	88.87

No 26 - NO TRANSPONDER SIGNAL DETECTED

Weather / Track: Cloudy / Dry

Start Time : 16:43

Brands Hatch Indy Circuit

20 Apr 08 18:18

Clerk of Course : <i>[Signature]</i>	Time Issued : 18:21	Chief Timekeeper : Terry Stevens <i>[Signature]</i>
---	------------------------	--

THESE RESULTS REMAIN PROVISIONAL FOR A MINIMUM OF 30 MINUTES FROM THE TIME OF ISSUE

Results produced on HS Sports Timing and Results Systems



## Provisional Results - Race 19

### Strata 21 BCV8 Championship

Pl	No	Cl	Name	Car	Laps	Time	Behind	MPH	Best Lap on	MPH
1	96	BD	Paul SIBLEY	MGB Roadster	15	14:01.70		78.67	54.36	2 81.21
2	83	BC	Phil WALKER	MGB GT V8	15	14:17.71	16.01	77.20	56.23	8 78.50
3	32	BB	Rob HUFF	MGB Roadster	15	14:21.15	19.45	76.89	56.35	5 78.34
4	34	BB	Brian CAKEBREAD	MGB Roadster	15	14:34.03	32.33	75.76	57.15	7 77.24
5	30	BB	James WHEELER	MGB Roadster	15	14:37.30	35.60	75.48	57.30	7 77.04
6	49	BB	John HUTSON	MGB	15	14:51.52	49.82	74.27	58.63	6 75.29
7	37	BB	Barry HOLMES	MGB GT V8	15	14:56.40	54.70	73.87	57.96	7 76.16
8	53	BB	Kevin SWANN	MGB	15	14:57.88	56.18	73.75	58.76	4 75.12
9	21	BAB	Mike HARRIS	MGB	14	14:17.28	1 Lap	72.09	59.67	12 73.98
10	40	BB	Howard GRUNDON	MGB GT V8	14	14:33.83	1 Lap	70.72	1:00.82	13 72.58
11	42	BB	Paul ATKINSON	MGB Roadster	14	14:34.08	1 Lap	70.70	1:01.04	13 72.32
12	3	BA	Rob MUIR	MGB Roadster	14	14:36.63	1 Lap	70.50	1:00.80	12 72.60
13	41	BB	Babak FARSAIN	MGB	14	14:42.77	1 Lap	70.01	1:00.50	7 72.96
14	10	BA	Terry SAVORY	MGB GT	13	14:18.11	2 Laps	66.88	1:04.60	4 68.33
15	2	BA	Ian LONGHURST	MGB Roadster	13	14:27.50	2 Laps	66.15	1:05.07	4 67.84

#### Not-Classified

38	BB	Neil CAWTHORN	MGB Roadster	11	11:33.71	DNF	70.00	58.60	10	75.33
----	----	---------------	--------------	----	----------	-----	-------	-------	----	-------

#### Non-Starters

31	BB	Jonnie WHEELER	MGB Roadster
44	BB	Peter SAMUELS	MGB Roadster
48	BB	Mike BREEDON	MGB GT V8
50	BB	Simon CRIPPS	MGB GT
71	BC	Ken DEAMER	MGB V8
75	BC	Martin HALL	MGB
92	BD	Roy McCARTHY	MGB GT V8
94	BD	John WILSON	MGB GT V8
97	BD	Adrian BEER	MGB GT V8

#### Fastest Lap

96	BD	Paul SIBLEY	MGB Roadster	54.36	2	81.21
83	BC	Phil WALKER	MGB GT V8	56.23	8	78.50
32	BB	Rob HUFF	MGB Roadster	56.35	5	78.34
21	BAB	Mike HARRIS	MGB	59.67	12	73.98
3	BA	Rob MUIR	MGB Roadster	1:00.80	12	72.60

Weather / Track: Cloudy / Dry

Start Time : 17:52


Brands Hatch Indy Circuit

20 Apr 08 18:08

Clerk of Course : <i>Q 8 ex</i>	Time Issued : <i>18:15</i>	Chief Timekeeper : Terry Stevens <i>[Signature]</i>
------------------------------------	-------------------------------	--

THESE RESULTS REMAIN PROVISIONAL FOR A MINIMUM OF 30 MINUTES FROM THE TIME OF ISSUE

Results produced on HS Sports Timing and Results Systems. Results online at [www.750MC.co.uk](http://www.750MC.co.uk)



## Provisional Results - Race 20 - Final

### Demon Tweeks / Yokohama Stock Hatch Championship

Pl	No	Cl	Name	Car	Laps	Time	Behind	MPH	Best Lap on	MPH
1	82	SH	Graham MULHOLLAND	Citroen Saxo VTR	14	14:17.02		72.11	1:00.01	5 73.56
2	7	SH	Ryan BENSLEY	Citroen Saxo VTR	14	14:17.63	0.61	72.06	1:00.31	8 73.19
3	12	SH	Jeff HUMPHRIES	Peugeot 106 Rallye	14	14:17.93	0.91	72.03	59.96	6 73.62
4	74	SH	Chris CODY	Citroen Saxo VTR	14	14:18.29	1.27	72.00	1:00.05	6 73.51
5	6	SH	Craig BELL	Citroen Saxo	14	14:22.16	5.14	71.68	1:00.06	6 73.50
6	15	SH	James MARSHALL	Citroen Saxo VTR	14	14:22.71	5.69	71.64	1:00.16	6 73.38
7	64	SH	Pat GROVE	Peugeot 106 Rallye	14	14:23.00	5.98	71.61	1:00.17	6 73.36
8	41	SH	Martin WARD	Citroen Saxo VTR	14	14:28.66	11.64	71.14	1:00.27	3 73.24
9	53	SH	Tom MOLYNEUX	Peugeot 106 Rally	14	14:31.45	14.43	70.92	1:00.74	4 72.68
10	10	SHB	Matt ROZIER	Peugeot 205 GTI	14	14:33.93	16.91	70.72	1:00.93	4 72.45
11	93	SH	Andrew FOLEY	Citroen Saxo VTR	14	14:33.94	16.92	70.71	1:00.78	9 72.63
12	4	SH	Terry ROUGHTON	Citroen Saxo VTR	14	14:37.21	20.19	70.45	1:00.05	6 73.51
13	14	SH	Carl SWAN	Peugeot 106 XSi	14	14:38.30	21.28	70.36	1:00.59	4 72.86
14	107	SHB	Matt DIGBY	Ford Fiesta XR2	14	14:39.77	22.75	70.25	1:00.59	9 72.86
15	29	SH	William HORNSEY	Peugeot 106 Rallye	14	14:40.72	23.70	70.17	1:00.95	9 72.43
16	9	SH	Darren WILSON	Peugeot 106 XSi	14	14:41.30	24.28	70.12	1:01.01	11 72.35
17	77	SHB	Andy PHILPOTTS	Ford Fiesta XR2i	14	14:41.62	24.60	70.10	1:00.83	12 72.57
18	75	SH	Joe McMILLAN	Citroen Saxo VTR	14	14:41.87	24.85	70.08	1:00.95	10 72.43
19	3	SH	Simon HUNT	Peugeot 106 XSi	14	14:44.83	27.81	69.84	1:00.48	6 72.99
20	101	SH	Robbie BOON	Citroen Saxo VTR	14	14:45.13	28.11	69.82	1:00.09	6 73.46
21	89	SH	George MURRELLS	Citroen Saxo VTR	14	14:46.50	29.48	69.71	1:00.58	5 72.87
22	40	SH	Amy BARKER	Citroen Saxo VTR	14	14:46.71	29.69	69.70	1:01.47	5 71.81
23	17	SHB	Adam CAST	Ford Fiesta XR2	14	14:47.87	30.85	69.61	1:01.61	14 71.65
24	48	SH	Wayne HARRIS	Citroen Saxo VTR	14	14:48.23	31.21	69.58	1:01.37	11 71.93
25	22	SHB	Gary FEAJKINS	Peugeot 205 GTi	14	14:49.08	32.06	69.51	1:01.20	10 72.13
26	61	SHB	Iain CLARK	Ford Fiesta XR2	14	15:13.38	56.36	67.66	1:01.30	3 72.01
27	33	SHB	Paul COULAM	Ford Fiesta XR2i	13	14:56.76	1 Lap	63.99	1:04.83	3 68.09

#### Not-Classified

42	SHB	Lee SCOTT	Ford Fiesta XR2i	11	11:26.32	DNF	70.75	1:00.56	10 72.89
99	SH	Craig VARNEY	Citroen Saxo VTR	11	11:30.58	DNF	70.31	1:00.81	4 72.59
28	SH	Dan SUMMERS	Peugeot 106 Rallye	11	11:46.75	DNF	68.71	1:01.66	3 71.59
5	SH	Matthew FOLEY	Citroen Saxo VTR	6	6:12.05	DNF	71.19	1:00.01	6 73.56
54	SH	Martin BOON	Rover GTi	3	3:22.66	DNF	65.35	1:02.58	3 70.54

#### Fastest Lap


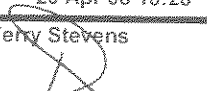
12	SH	Jeff HUMPHRIES	Peugeot 106 Rallye					59.96	6 73.62
42	SHB	Lee SCOTT	Ford Fiesta XR2i					1:00.56	10 72.89

Weather / Track: Bright / Dry

Start Time: 18:13

Brands Hatch Indy Circuit

20 Apr 08 18:28

Clerk of Course : 	Time Issued : 19:06	Chief Timekeeper : Terry Stevens 
--	---------------------	--

THESE RESULTS REMAIN PROVISIONAL FOR A MINIMUM OF 30 MINUTES FROM THE TIME OF ISSUE

Results produced on HS Sports Timing and Results Systems. Results online at [www.750MC.co.uk](http://www.750MC.co.uk)