



National Championship Car Race Meeting

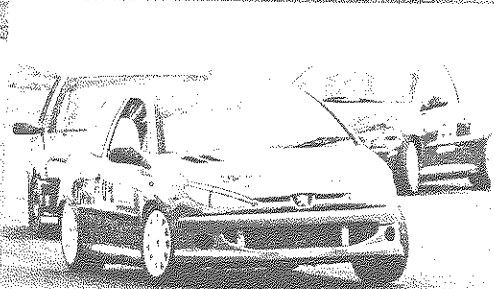


OFFICIAL PROGRAMME - PRICE £2.50



STOCK HATCH

STOCK HATCH



SR & GT



STOCK HATCH

SR & GT




STOCK HATCH



CLASSIC

750 FORMULA

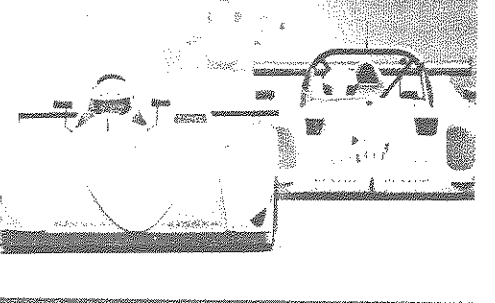

FORMULA 4



CLASSIC

750 FORMULA

FORMULA 4



FORMULA VEE

GOLF GTI

CLASSIC



CadwellPark



5th & 6th July '08

Programme Amendments

Cadwell Park

5 - 6 Jul 2008

Please add the following

Formula

Bike-Sports

No	Cls	Driver	Car
17	C	Keith O'Brien	Global GT1
33	A	Marcos Burnett	Radical Clubsport
80	C	Kenzie Beecroft	Global Light
46	A	James Cook	Radical SR3
80	A	Christian Enderby	Radical SR4
81	D	Steve Wilkinson	Brabham BT21
30	B	Andy Bird	Saxo VTS
50	A	Ian Laughton	Ford Fiesta Mk3
84	D	John Williams	MG Maestro
74	A	Barry Strong	Frogeye Sprite
88	B	Alric Kitson	Toyota MR2 Mk2
91	A	Nick Reed	Toyota MR2 Mk1

Please delete the following

Formula

BCV8

Bike-Sports

No	Cls	Driver	Car
48	B	Mike Breedon	MGBGT V8
5	B	Mark Falco	ADR 3 2007
60	C	Bill Prichard	Global Light GT
85	C	John Wilkes	Globel Gt
9	B	Ross Hill	Toyota MR 2
87	B	Richard Weaving	Toyota MR2 MK2



This meeting is held under the General Regulations of the MSA (incorporating the provisions of the International Sporting Code of the FIA) and the Supplementary Regulations, Final Instructions and any written instructions which the Organisers issue for the race meeting. **MSA Permits: 44826/7.**

RACE MEETING OFFICIALS

MSA STEWARD
R.Brader

CLERKS OF COURSE
V.Ayes R.Clements
I.Thompson

CLUB STEWARDS
A.Cox N.Funnell
H.Howlett

TIMEKEEPERS
T.Stevens (Chief)
A.Stevens P.Arch

SCRUTINEERS
S.Ford (Chief)
D.Smith M.Ireson
C.Hollingsworth
P.Jaggard A.Johnson
M.Lambkin-Smith

INCIDENT OFFICER
A.Bennett

CHIEF MARSHAL
P.Harding

RACE RESCUE UNIT/S
750 Motor Club
Phoenix Rescue

COMMENTATOR
I.Sowman J.Palmer

SECRETARY
OF THE MEETING
Robin Knight

MARSHALS
750 Motor Club
BMMC & friends

BREAKDOWN UNITS
C.Coote

CHILD PROTECTION
OFFICER - V.Ayres

APPROXIMATE TIMETABLE

	Saturday	Practice
1	750MC MR2 Championship - class A	9.00
2	Zero Exhausts Thoroughbred Sportscar Championship	9.25
3	750MC MR2 Championship - class B	9.50
4	MG Midget Challenge	10.10
5	750MC Formula Vee Championship	10.35
6	Hot Hatch Championship/ Allcomers	11.00
7	Historic F3 1 litre	11.30
	Races (* = green flag lap)	Time
1	750MC MR2 Championship - class A	11.55
2	Zero Exhausts Thoroughbred Sportscar Championship *	12.25
	<i>Lunchbreak</i>	
3	MG Midget Challenge*	1.40
4	750MC Formula Vee Championship*	2.10
5	750MC MR2 Championship - class B	2.35
6	Hot Hatch Championship/ Allcomers*	3.05
7	750MC MR2 Championship - class A	3.35
8	Zero Exhausts Thoroughbred Sportscar Championship *	4.00
9	MG Midget Challenge*	4.30
10	Historic F3 1 litre*	5.00
11	750MC MR2 Championship - class B	5.25
	Sunday	Practice
1	AB Performance RGB Championship	9.00
2	Strata 21 BCV8 Championship	9.25
3	Cambridge Kit Cars Bike-Sports Championship	9.50
4	Power Torque Morgan Challenge	10.10
	Races (* = green flag lap)	Time
12	Historic F3 1 litre*	10.40
13	750MC Formula Vee Championship*	11.10
14	AB Performance RGB Championship	11.40
15	Strata 21 BCV8 Championship *	12.10
	<i>Lunchbreak</i>	
16	Cambridge Kit Cars Bike-Sports Championship*	1.25
17	Hot Hatch Championship*	2.10
18	Power Torque Morgan Challenge *	2.40
19	AB Performance RGB Championship	3.25
20	Strata 21 BCV8 Championship *	4.00
21	Cambridge Kit Cars Bike-Sports Championship*	4.30

The organisers reserve the right, with the permission of the Stewards of the Meeting and/or the Clerk of Course, to amend the timetable, to change the order in which events are run and to postpone, cancel or abandon the meeting or any part thereof.

Races 1 & 7

13 mins + 1 lap

750 Motor Club Toyota MR2 Championship

The 750 Motor Club Toyota MR2 Championship is new for 2008 & is for production based sports cars run as near standard specification as possible allowing for safety requirements. There are separate classes. Class A for the Mk1 and class B for the Mk2. Very few modifications from standard are allowed to keep costs down and maintain its aims as a budget series. All cars run on a control Toyo tyre and there are minimum weights in classes to even out the performance.



No	Cls	Driver	Car details	ccs	Hometown
15	A	David Rowe	Toyota MR2 Mk1	1600	Holsworthy
21	A	Ben Rowe	Toyota MR2 Mk1	1600	Holsworthy
37	A	Robert Howes	Toyota MR2 MK1	1600	Downham Market
45	A	David Block	Toyota MR2 MK1	1600	Southampton
57	A	Toni Gladding	Toyota MR2 Mk1	1600	Harpenden
79	A	Jonathan Grimes	Toyota MR2 Mk1	1600	Ascot
98	A	Hugh Gilmour	Toyota MR2 Mk1	1600	London
99	A	Arthur Gilmour	Toyota MR2 Mk1	1600	King's Lynn

750 Motor Club MR2 Championship

	Pts	Cls	Driver	Pts	Cls	Driver
1st	106	A	Arthur Gilmour	4th	83	Steve Lumley
2nd	91	B	Mark Jessop	5th	68	Alric Kitson
3rd	86	A	Jonathan Grimes	6th	58	Phil Wilson

Lap Records

A	Arthur Gilmour	1:51.64	70.52	11/05/2008
B	Steve Lumley	1:46.39	74.00	11/05/2008

Races 2 & 8

13mins + 1 lap

Zero Exhausts Thoroughbred Sports Car Championship

The MGCC Thoroughbred Sportscar Championship started life as MGA racing back in the early 1970's. During the 80's it was decided to invite other British sportscars of the 50's, 60's and 70's to join and the format was set for the great inter-marque racing you see today. In the first year of the new format we linked with the Aston Martins and saw the beginning of many years of spectacular grids and races.

No	Cls	Driver	Car details	ccs	Hometown
1	C	Mike Hazlewood	Triumph TR6	2500	Bromsgrove
14	A	Martin Lewis	MGB Roadster	1840	Banbury
36	B	Colin Jones	MGA Twin Cam	1900	Kent
37	B	Barry Holmes	MGBGT V8	3528	Beckenham
43	B	Terry Holmes	MG BG V8	3528	Reigate
44	B	Peter Samuels	MGB Roadster	1950	Reigate
48	B	Joe Parrington	MG BGT V8	3500	Co Durham
53	C	Roy Chamberlain	Triumph TR3	2200	Dartford
54	C	Phillip Tisdall	Morgan + 8	3900	Shipston-On-Stour
55	C	Andrew Potter	Morgan Roadster	2967	Bristol
56	C	Ken Paton	Jaguar D Type	3800	Hornchurch
59	C	Tony Rivers	Morgan Lightweight	2996	Farnham
61	C	Roger Whiteside	Morgan Roadster	2967	Reading
67	C	John Ellison	Triumph TR6	2600	Claygate
71	C	Graham Paddick	Kougar Jaguar	4235	Henley-On-Thames
73	C	Tim Burnett	Jaguar D	4200	Boston
75	C	Steve Chapman	Triumph TR4	2199	Market Drayton
79	C	Ulrich Vierhaus	Morgan Lightweight	2967	Reading
87	D	Tony Lees	Morgan + 8	3900	Leicester
89	D	John Emberson	Morgan Roadster	2967	Herts
92	D	Roy McCarthy	MGA Roadster	1950	Banstead
93	D	Chris Acklam	Morgan + 8	3900	Ashford
96	D	Peter Henry	Morgan + 8	3900	Andover
97	D	Roger Connel	TVR Griffith	4995	Lockerbie

MGCC Thoroughbred Sportscar Championship Rounds 5 & 6 - Sponsored by AEL Group, Boston Lincs.

In the few years that Zero Exhausts has been trading it has established itself as one of southern England's top manufacturers of bespoke exhaust systems and manifolds catering not only for race cars but also for the private, commercial and aircraft industry here, in the USA and Australia.

Zero Exhausts is happy to be sponsoring the Thoroughbred Sportscar Championship for 2008 and we look forward to a great season of racing.

Zero
Custom Exhaust Systems

Races 3 & 9

13 mins + 1 lap

MG Midget Challenge

The **MG Midget Challenge** is run by the MGCC and was started in 1977.

Eligible cars include all models of MG Midget and Austin Healey Sprite, plus the 'historic' bodied versions such as Ashley, Lenham, Sebring, Speedwell and WSM.

The championship is split into 3 classes, with varying amounts of modifications.

Group A: Fully modified cars running on slicks up to 10" width.

Group B: Race modified cars running with standard shape bodywork and slicks up to 6" width.

Group C: Road going cars, with limited engine and bodywork modifications, all running Bridgestone tyres on 5" wide rims.

No	Cls	Driver	Car details	ccs	Hometown
1	B	Mark Turner	AH Sprite	1380	Leamington Spa
2	B	Dominic Mooney	A/ Healey Sprite	1380	Ombersley
6	B	Andrew Actman	A/Healey Sprite	1380	Beckenham
7	B	Peter Collinson	MG Midget	1380	Dauntsey
9	B	Holly Sambell	MG Midget	1380	Basingstoke
10	B	Phil Attwood	MG Midget	1380	Guildford
32	C	David Pymm	MG Midget	1275	Bucks
33	C	John Collinson	MG Midget	1330	Devon
37	C	Andrew Lewis	MG Midget	1330	Leamington Spa
38	C	Adrian Croot	MG Midget	1300	Peterborough
41	C	John Stanyon	MG Midget	1330	Broxbourne
61	A	William Smallridge	MG Midget	1460	Beds
63	A	Gil Duffy	MG Midget	1460	Malvern
64	A	Richard Perry	MG Midget	1460	Sevenoaks
65	A	Martin Morris	MG Midget	1460	Longthorpe
66	A	Tim Storrar	Austin Healey Sprite	1460	

Races 4 & 13

13 mins + 1 lap

750 Motor Club Formula Vee Championship

The 750 Motor Club Formula Vee championship is ideal for beginner and 'expert' alike, looking for competitive single seater racing on a low budget. It has been run by the 750 Motor Club since 1980 and is probably the cheapest way to go single seater racing in the UK. Engine, gearbox and much of the suspension and braking system is from the VW 1300 Beetle and this, along with a Dunlop 'control' tyre puts the emphasis on driver ability to win races.

No	Cls	Driver	Car details	ccs	Hometown
2		Martin Farmer	Sheane	1300	Castle Bromwich
3		Daniel Hands	GAC 001	1300	Bicester
7		Ian Buxton	Gac	1300	Leek
9		Stephen Glasswell	Storm	1300	Bury St. Edmunds
10		Jamie Conyers	GAC 03	1300	Mirfield
13		Warren Smith	Storm SF1	1300	Bristol
14		Steve Ough	AHS Challenger	1300	Shipley
21		Richard Potterton	Scarab Mk2	1300	Scunthorpe
25		Jason Mills	GAC 03	1300	Cranleigh
26		Peter Andrews	Sheane Mk2	1300	Birmingham
27		John Hughes	scarab MK5	1300	Bristol
30		Chris Wilsher	Sheane FV97	1300	Haverhill
31	B	Phill Foster	AHS Challenger	1300	Solihull
35		Gordon Beshaw	AHS	1300	Basildon
36	B	Tim Hill	Sheane Mk3	1300	Daventry
43		Neale Hurren	AHS Challenger	1300	London
44		Paul Smith	GAC 02	1300	Grays
45		Graham Kiddy	Ray Bowles	1300	Cambridge
48		Tim Probert	Storm FF1	1300	Richmond
52		Maryellen Cheal	AHS	1300	Inverness
55		Peter Studer	Sheane	1300	Thetford
60		Robert Higgins	Storm S1	1300	Hailsham
67		Paul Taylor	AHS Challenger	1300	East Grinstead
68	B	Detlef Brehmer	AHS Challenger	1300	Leicester
72	B	James Conyers	Leastone	1300	Upper Poppleton
73		Clinton Bell	Venom	1300	Colchester
87		Jenny Anderson	GAC 01	1300	Woking
94		Peter Belsey	Spyder MK2	1300	Reading
97		Perry Tubb	Merauder BM1A	1300	Gt Dunmow

Reserves in order are: 25, 73, 52.

750 Motor Club Formula Vee Championship 2008

	Pts	Driver		Pts	Driver
1st	144	Daniel Hands	4th	87	Peter Belsey
2nd	132	John Hughes	5th	74	Jenny Anderson
3rd	99	Paul Smith	6th	72	Ian Buxton

Lap Record Jez Clark 1:35.82 81.64 28/09/2003



Races 5 & 11

13 mins + 1 lap

750 Motor Club Toyota MR2 Championship

The 750 Motor Club Toyota MR2 Championship is new for 2008 & is for production based sports cars run as near standard specification as possible allowing for safety requirements. There are separate classes. Class A for the Mk1 and class B for the Mk2. Very few modifications from standard are allowed to keep costs down and maintain its aims as a budget series. All cars run on a control Toyo tyre and there are minimum weights in classes to even out the performance.



No	Cls	Driver	Car details	ccs	Hometown
1	B	Patrick Mortell	Toyota MR2 Mk2	2000	Kenilworth
2	B	Rowland Woolley	Toyota MR2 Mk2	1800	Lutterworth
4	B	Nick Jones	Toyota MR2 Mk2	1800	Solihull
5	B	Lee Bullock	Toyota MR2 MK2	1600	Burton-On-Trent
6	B	Clive Morphett	Toyota MR2 MK2	2000	Nottingham
7	B	John Wilson	Toyota MR2 Mk2	1600	Worcester
9	B	Ross Hill	Toyota MR 2	1600	Oxford
10	B	Alan Henderson	Toyota MR2 MK2	1800	Stanley
11	B	David Litchfield	Toyota MR2 Mk2	1600	London
12	B	Phil Wilson	Toyota MR2 Mk2	2000	Beaconsfield
14	B	Rob Horsfield	Toyota MR2 Mk2	1600	Salisbury
16	B	Dominic Jackson	Toyota MR2	1600	Wallingford
17	B	Marcus Mahy	Toyota MR2 Mk2	1800	Mayenne
18	B	David Henderson	Toyota MR2 Mk2	1800	Stanley
24	B	Alex Hodgkinson	Toyota MR2	1800	Derby
26	B	Jeff Holden	Toyota MR2 Mk2	1600	Rochdale
28	B	Zac Chapman	Toyota MR2	1600	Wareham
42	B	Chris Stewart	Toyota MR2 MK2	2000	Saxmundham
51	B	Peter Lewis	Toyota MR2 Mk2	1600	Bedford
58	B	Steve Lumley	Toyota MR2 MK2	1800	Bury St. Edmunds
64	B	Matthew Marsh	Toyota MR2 MK2	1600	Northampton
73	B	Mark Jessop	Toyota MR2 Mk2	1600	Market Rasen
80	B	Adam Litchfield	Toyota MR2 Mk2	1600	Woking
87	B	Richard Weaving	Toyota MR2 MK2	1600	Launceston

Races 6 & 18

13 mins + 1 lap

750MC Hot Hatch Championship & Allcomers

There are 4 classes which include:- up to 1400cc multi-valve, up to 1600cc two valve and 1601 – 2000cc., modified rear wheel drive and standard front/rear wheel drive. Engines must be the original (type) fitted to the car. Springs and dampers are free, including coil-overs, provided they utilise the original pick-up points. The original gearbox must be used; close-ratio gears are permitted. Final drive ratio is free. LSD or similar is permitted. All cars run on the List 1B tyres; rim width is free provided they fit within the standard bodywork.

demontrucks



No	Cls	Driver	Car details	ccs	Hometown
1	A	Brian Cox	Peugeot 206 GTi	2000	Hove
2	A	Ilsa Cox	Peugeot 206 GTi	2000	Hove
10	A	Mike Webb	Focus ST170	2000	Brighton
15	D	Kevin Pullan	Honda Type R	2000	Sheffield
31	B	Lewis Williams	Fiesta XR2	1600	Guildford
62	B	Cliff Pellin	Fiesta XR2	1600	Canvey Island
64	A	Tony Dolley	Peugeot 206 GTi	2000	Bridgwater
83	D	Bill Gregory	Saxo VTR	1600	Leighton Buzzard
97	B	Andy McLennan	Suzuki Swift GTi	1300	St. Albans

The above are Hot Hatch and are racing in both races 6 & 18.
Those below are Allcomers and are only in Race 6.

No	Cls	Driver	Car details	ccs	Hometown
4		Jack Middleton	Radical Prosport	1300	Bakewell
14		Martin Lewis	MGB	1840	Banbury
16		Kevin Pullan	Honda	2000	Sheffield
17		David Wale	Fisher Fury	919	Amersham
23		Jay Wheals	Speads RS08	1300	Wisbech
33		Bob Mortimer	Fisher Fury	1299	Swansea
36		Josh Ronchetti	Talbot Sunbeam Lotus	2580	Leicester
44		Judi Derisley	Fisher Fury	919	Hayling Island
46		Sheridan Bell	Radical Prosport	1300	Skegness
49		Tony Gaunt	Wolfe ZXR	998	Belper
50		Tim Hoverd	Fisher Fury	919	Cambridge
63		Colin Chapman	Fisher Fury	919	Pershore
65		Neil Palmer	Raw Fulcrum	900	Spalding
68		Adrian Moore	Genesis	998	Peterborough
95		Richard Stables	Radical	1300	York
99		Andrew Wilson	Toyota Starlet	2100	Doncaster

750 Motor Club Hot Hatch Championship 2008

	Pts	Cls	Driver	Pts	Cls	Driver
1st	84	B	Andy McLennan	4th	64	A Tony Dolley
2nd	83	D	Kevin Pullan	5th	63	D Bill Gregory
3rd	65	A	Ilsa Cox	6th	60	A Mike Webb

Lap Records

A	Julian Long	1:41.60	77	07/05/2007
B	Mark Cunningham	1:42.95	75.99	04/06/2005
D	Kevin Pullan	1:48.33	72.68	10/05/2008

Association of Classic Trials Clubs
International Historic Vehicle Competition
Federation of British Historic Vehicle Clubs
Motor Sports Association

Races 10 & 12

18 mins + 1 lap
Registered in England number 552948
Rose Farm, Upper Street, Oakley, Diss, Norfolk, IP21 4AX
Web: www.750mc.co.uk

Affiliation

The Seven Fifty Motor Club Limited

Mike Whalley

F3 1-litre & Junior Junior Challenge

President: Bill Boddy
Secretary: John Miles
Treasurer: John Miles
Sponsor: John Miles

No	Cls	Driver	Car details	ccs	Hometown
32		John Dowson	Elva 200	1098	Tunbridge Wells
36		Clive Temple	Cooper T56	1099	Towcester
65		George Cooper	Cooper T59	1089	Glasgow
70		Bob Birrell	Brabham BT6	1098	Fridaythorpe
81		Steve Futter	Lotus 20	1088	Inverurie
86		Tobler Juerg	Chevron B17	1000	Basel
88		John Boyes	Lotus 20	1098	Rugby
94		David Grunberg	Lotus 20	1000	London
96		Geoffroy Rivet	Brabham BT28	1000	Ronthalon

The cars racing here today are International Formula 3 built between 1/1/1964 and 31/12/1970.

Chassis

Most chassis are space frame although several monocoque cars were built notable the first ever Matra. Whilst in their final years cars did race with Aerofoils, some suspension even mounted, they are not permitted those today

Engines

All engines are 4 cylinders with a maximum capacity of 1000 cc and have to be based on series production engines, Both Ford and BMC (British Leyland) were used in period nowadays the Ford is almost universally used. The engines have to breath via a single carburettor with a 36mm restrictor and no overhead camshafts, or conversions, were permitted allowed.

Gearbox:

As originally defined, with 4 front gears and a reverse. The Hewland MK5-8 box's being the usual wear. Gear ratios and final drive ratios are free but no limited slip or torque biasing differentials are permitted.

Tyres


A control Avon tyre cut with an Old Dunlop pattern is now use on 8" wide front and 10" wide rear wheels. In period up to 12" wide rears would have been used.

Two classes:-

Class A: from 01/01/64 to 31/12/66 Side draught engines

Class B: from 01/01/67 to 31/12/70 Down draught engines

The Seven Fifty Motor Club Ltd.
Rose Farm, Upper Street, Oakley, Diss, Norfolk, IP21 4AX
Tel: 01379 741641 Fax: 01379 741941
email - Racing enquiries: 750mc@btconnect.com
Memberships and enquiries: 750members@btconnect.com



Association of Classic Trials Clubs
International Historic Vehicle Organisation
Motor Sports Association
Affiliations

Races 14 & 20

Registered in England number 552948
The Seven Fifty Motor Club Limited
Registered office: Upper Street, Oakley, Diss, Norfolk IP21 4AX
Registered telephone number 195 321855
Web: www.750mc.co.uk

AB Performance RGB Championship

First introduced in 2001, this Championship is for two-seater cars which must be capable of passing an MOT. Cars may be constructed specifically for the series or may be one of the many motorcycle engined cars currently available. The engines must be series-production four-stroke units and may not be modified from standard; they run in three classes; standard Fireblade engined kit cars (class C), up to 145 bhp (class B), 146 to 180 bhp and all rear-engined cars (class A). Control tyre is the Yokohama AO48R.




No	Cls	Driver	Car details	ccs	Hometown
1	A	Derek Jones	BND S2	1200	Norwich
5	A	Steve Robinson	Genesis RR	1200	Cliff
6	C	John Cutmore	Westfield Megablade	919	Bury St Edmunds
7	B	Paul Rogers	Stuart Taylor Phoenix	998	Attleborough
9	C	Alastair Boulton	Stuart Taylor Phoenix	900	Cheltenham
16	B	Neil Constable-Berry	Fisher Fury	998	Norwich
17	C	David Wale	Fisher Fury	919	Amersham
19	C	Henry Carr	Fisher Fury	919	Huddersfield
20	A	James Johnson	Fisher Fury	1299	Corsham
21	C	Mathew Green	Fisher Fury	919	Bury St. Edmunds
22	C	Aaron Wright	Fisher Fury	919	Cambridge
27	C	Robert Grant	Raw Striker	919	Longfield
28	C	Steve Wiseman	Fisher Fury	918	Cambridge
29	C	Stuart Tanton	Fisher Fury	919	Bethersden
30	B	Stephen Dean	Fisher Menace	998	Cranbrook
32	C	Stephen Griffin	MK Indy	919	Solihull
33	A	Bob Mortimer	Fisher Fury	1299	Swansea
44	C	Judi Derisley	Fisher Fury	919	Hayling Island
46	A	Buzz Billsberry	Genesis Evo	1300	Leeds
49	B	Tony Gaunt	Wolfe ZXR	998	Belper
50	C	Tim Hoverd	Fisher Fury	919	Cambridge
61	A	Mike Allen	Tiger MAE	1127	Cambridge
63	C	Colin Chapman	Fisher Fury	919	Pershore
65	C	Neil Palmer	Raw Fulcrum	918	Spalding
67	C	Tony Carpenter	Stuart Taylor Phoenix	919	Daventry
68	B	Adrian Moore	Genesis Evo	998	Peterborough
88	C	Richard Wise	Raw Striker 2007	900	Hemel Hempstead
96	C	Tim Gray	Raw Fulcrum	919	Nottingham

750 Motor Club RGB Championship 2008						
1st	94	A	Derek Jones	4th	73	C Tim Gray
2nd	83	C	John Cutmore	5th	56	C Alastair Boulton
3rd	83	B	Paul Rogers	6th	56	B Neil Constable-Berry

Lap Records				
A	Derek Jones	1:34.39	83.41	10/05/2008
B	Paul Rogers	1:38.09	80.27	10/05/2008

C **Maxin Brooks** 1:35.87 81.18 2003

AB PERFORMANCE
RACE PREPARATION
BIKE ENGINE PACKAGES



The Seven Fifty Motor Club Ltd.
Upper Street, Oakley, Diss, Norfolk IP21 4AX
Tel: 01379 741641 Fax: 01379 741941
Email: Racing enquires: 750mc@compuserve.com
Memberships enquiries: 750mc@compuserve.com

Races 15 & 21

13 mins + 1 lap

Victor's enquiries: Ken Cooke, John Harris, John Miles, Marcus Eve, Tony Southgate, Len Terry, Michael Ware, Mike Whalley

Strata21 MGCC BCV8 Championship


The BCV8 Championship, again Sponsored in 2008 by Strata 21, has been one of the M G Car Clubs most successful championships established back in 1977 and now in its 32nd year. It caters for all MGB's in their various forms, MGB Roadster, MGB GT, MGC, MGCCT and MGBGTV8. There are five classes. Class A Standard for MGB, MGBGT, MGC and MGCCT. Class AB FIA for MGB's running to their Homologation papers. Class B Road Modified for MGB, MGBGT, MGC, MGCCT and Standard MGBGTV8. Class C Full Race MGC, MGCCT and Controlled 3.9 engined MGB and MGBGT. Class D Full

No	Cls	Driver	Car details	ccs	Hometown
1	D	Joe Parrington	MGB GT V8	3900	Co Durham
5	A	Brian Smethurst	MGB Roadster	1860	Newark
8	A	Rob Croft	MGBGT	1860	Liversedge
9	A	Steve Okines	MGB Roadster	1860	Welwyn Garden City
31	B	Jonnie Wheeler	MGB Roadster	1950	Knebworth
33	B	Max Cawthorn	MGB Roadster	1950	March
34	B	Brian Cakebread	MGB Roadster	1950	Wargrave
37	B	Barry Holmes	MGB GT V8	3528	Beckenham
40	B	Howard Grundon	MGBGT V8	3500	Brentwood
44	B	Peter Samuels	MGB Roadster	1950	Reigate
48	B	Mike Breedon	MGBGT V8	3528	Barnsley
50	B	Simon Cripps	MGB GT	3528	Kingswood
53	B	Kevin Swann	MGB Roadster	1950	March
66	B	Richard McKoen	MGB GT	1860	Woodbridge
67	B	David Hill	MGBGTV8	3500	Stowmarket
68	B	Shane Terry	MGB Roadster	1800	Spalding
75	C	Martin Hall	MG B	3900	Worksop
82	C	Andrew Riley	MGB	3900	Knaresborough
83	C	Phil Walker	MGBGT V8	3900	Much Hadham
94	D	John Wilson	MGB GTV8	3900	Sheffield
96	D	Paul Sibley	MGB Roadster	3900	Milton Keynes
97	D	Adrian Beer	MGB GTV8	3500	Huntingdon

Strata 21 is an expanding Company located in Hitchin, Hertfordshire whose qualification is to provide Permanent or Temporary HGV Drivers, Recruitment Planning, Seasonal Peak Demand Driver Supply and Innovative Driver Recruitment Programmes for some of the major logistic operators in the South East.

Strata 21 are again happy to be Sponsoring the very successful MGCC BCV8 Championship in 2008 and look forward to another competitive Season - Paul White MD

The Seven Fifty Motor Club Ltd.
 Rose Farm, Upper Street, Oakley, Diss, Norfolk IP21 4AX
 Tel: 01379 741041 Fax: 01379 741941
 email - Racing enquiries: 01379 741041
 email - Membership enquiries: 01379 741041
 www.bcv8.co.uk



Association of Classic Trials Clubs
International Historic Vehicle Organisation
Federation of British Historic Vehicle Clubs
Motor Sports Association
Affiliations

Races 16 & 22

Registered Office: 750 Motor Club Limited, Upper Street, Oakley, Diss, Norfolk, IP21 4AX.
VAT Registration number 195 3216 55
www.cambridge.com


Cambridge Race Cars Bike-Sports Championship

Introduced in 2005, the 750 Motor Club's Bike-Sports Championship, is sponsored by Cambridge Race Cars. The championship caters for sports-racing cars of any make, fitted with a production motorbike engine and gearbox. It is divided into 3 classes: A up to 1300cc modified, B 1001 – 1300 standard; C up to 1000 standard and Radical Clubsport 1100. Minimum weights apply in all classes



No	Cls	Driver	Car details	ccs	Hometown
3	A	Jonathan Wright	Radical PR06	1300	Cambridge
5	B	Mark Falco	ADR 3 2007	1300	Billericay
6	A	Nigel Place	ADR Sports Mk3	1300	Hatfield
12	C	Graham Miller	Global GTI	1000	Stevenage
14	B	Jack Middleton	Radical Prosport	1300	Bakewell
21	C	Kevin Goater	Kellforms Retoga	998	Beaconsfield
23	A	Jay Wheals	Speads RS08	1300	Wisbech
25	A	James Breakell	Radical SR4	1300	Clitheroe
27	C	Jean Parker	Global GT	1000	Camforth
29	A	Ian Bankhurst	Radical Pro6	1300	Oakham
30	A	Simon Ford	Radical Prosport	1300	Pershore
42	A	Alan Wood	ADR Sport 3	1300	Farnham
60	C	Bill Prichard	Global Light GT	1000	Hayes
73	C	Peter Brown	Radical Clubsport	1100	York
85	C	John Wilkes	Globel Gt	998	Milton Keynes
95	A	Richard Stables	Radical Pro 06	1300	York

750 Motor Club Bike-Sports Championship

	Pts	Cls	Driver	Pts	Cls	Driver	
1st	96	A	Jonathan Wright	4th	49	A	Richard Stables
2nd	66	C	Graham Miller	5th	32	C	Bill Prichard
3rd	63	A	Simon Ford	6th	31	B	Oliver Hulme



Cambridge Race Cars (formally Cambridge Kit Car Company) was formed in 2003 by Jonathan Wright, who spent many years running Industrial Site Services - an engineering company supplying services to the aircraft and automotive industry. Cambridge Race Cars have built several successful racecars and competed in many motor sport events with the 750 Motor Club, including the SR4 in which Jonathan won the RGB championship in 2006.



Race 19

28 mins + 1 lap


Vice Presidents: John Harris, John Miles, Marcus Fox, Tony Southington, Len Terry, Michael Ware, Mike Whalley

Morgan Motor Company Challenge

The Morgan Motor Company Challenge began in its present form in 1990, since when it has been proud to have had the support of the Morgan Motor Co Ltd., manufacturers of this great British sports car. The championship is open to all road-going, 4-wheeled Morgans and is divided into five classes encompassing both standard and modified cars. Class A is fully modified Plus 8 cars up to 4600ccs. Class B is Plus 8 up to 3999cc, Plus 4 and 4/4 up to 2350ccs; Class C is standard Plus 8 up to 3999ccs; Class D is Plus 8 up to 3600ccs; Class E is production 4 cylinder Morgans.


No	Cls	Driver	Car details	ccs	Hometown
5	C8	Phillip Tisdall	Morgan +8	3900	Shipston-On-Stour
6	C6	Simon Orebi Gann	Morgan Roadster	2995	Hurstpierpoint
10	B	Peter Henry	Morgan + 8	3900	Andover
13	B	Chris Acklam	Morgan + 8	3900	Ashford
14	C8	Tim Clark	Morgan + 8	3900	Porton
17	D	Jack Bellinger	Morgan + 8	3793	Barnet
29	A	Keith Ahlers	Morgan + 8	4599	Jersey
35	C8	Chris Springall	Morgan + 8	3900	Harrogate
56	C8	Steve McDonald	Morgan	3950	Hexham
66	C6	Andrew Thompson	Morgan Roadster	2967	Bristol
69	A	Phil Hollins	Morgan	4599	Hindhead
71	C6	Kelvin Laidlaw	Morgan Roadster	2967	Worcester
75	C6	Andrew Potter	Morgan Roadster	2967	Bristol
77	C6	Richard Thorne	Morgan + 8	2993	Reading
78	C6	Roger Whiteside	Morgan Roadster	2967	Reading
79	C6	Ulrich Vierhaus	Morgan Roadster	2967	Reading
87	B	Tony Lees	Morgan + 8	3900	Leicester
89	B	John Emberson	Morgan Roadster	2967	Herts
90	C6	Tony Rivers	Morgan Lightweight	2996	Farnham

The Power Torque Morgan Challenge has an overall winner regardless of Class entered and currently the leader is Andrew Thompson(66) in Class C6. Drivers are required to drop 2 rounds at the end of the season and they invariably choose their lowest scores! Close behind are Chris Springall (35) from Yorkshire and Tim Clark(14) in Class C8; Keith Ahlers(29) and Phil Hollins(69) in Class A; Tony Lees(87) and Chris Acklam (13) in Class B; and Glyn Davies(84) and Simon Orebi Gann(6) in Andrew's own class. As we watch Race 6 in this 10 race series, all is wide open.



Association of Classic Trials Clubs
International Historic Vehicle Organisation
Federation of British Historic Vehicle Clubs
RAC Motoring Services

Registered in England number 552948
VAT Registration number 195 3216 55
Web: www.750mc.co.uk



Launched in 2006, SAXMAX immediately became the UK's best-supported 'Junior' Championship, with average grids of over 20 cars.



In its 3rd year it continues to provide young drivers with the opportunity to move up to or to start racing in a safe and controlled championship.

Every effort is made by the 750 Motor Club to maintain a 'level playing field' and to control costs.


This season's fees for 12 races plus untimed practice & timed qualifying sessions is under £2500.

SAXMAX 'graduates' have already moved on to race in the BTCC-supporting SEAT Championship and to FFord.

See either www.SAXMAX.co.uk or www.750MC.co.uk for more information.




The Seven Fifty Motor Club Ltd.
Rose Farm, Upper Street, Oakley, Diss, Norfolk IP21 4AX
Tel: 01377 241471 Fax: 01377 219411
Email: 750mc@btconnect.com
Membership enquiries: 750mc@btconnect.com



Provisional Qualifying Times - P1
750 Motor Club MR2 Championship (Class A)

Pl	No	Cl	Name	Car	Laps	Time on Lap	Behind	MPH	
1	99	MRA	Arthur GILMOUR	Toyota MR2 Mk1	7	2:01.34	7	64.89	
2	79	MRA	Jonathan GRIMES	Toyota MR2 Mk1	7	2:02.90	6	1.56	64.06
3	98	MRA	Hugh GILMOUR	Toyota MR2 Mk1	7	2:04.78	6	3.44	63.10
4	45	MRA	David BLOCK	Toyota MR2 Mk1	7	2:06.08	7	4.74	62.45
5	37	MRA	Howes ROBERT	Toyota MR2 Mk1	6	2:07.91	6	6.57	61.55
6	57	MRA	Toni GLADDING	Toyota MR2 Mk1	7	2:08.94	6	7.60	61.06
7	21	MRA	Ben ROWE	Toyota MR2 Mk1	7	2:10.76	6	9.42	60.21
8	15	MRA	David ROWE	Toyota MR2 Mk1	7	2:11.48	4	10.14	59.88
9	91	MRA	Nick REED	Toyota MR2 Mk1	6	2:18.03	6	16.69	57.04



2nd Best Qualifying Times
750 Motor Club MR2 Championship (Class A)

Pos	No	Cl	Name	Car	Time
1	79	MRA	Jonathan GRIMES	Toyota MR2 Mk1	2:03.50
2	99	MRA	Arthur GILMOUR	Toyota MR2 Mk1	2:03.61
3	98	MRA	Hugh GILMOUR	Toyota MR2 Mk1	2:05.63
4	45	MRA	David BLOCK	Toyota MR2 Mk1	2:07.79
5	37	MRA	Howes ROBERT	Toyota MR2 Mk1	2:08.73
6	57	MRA	Toni GLADDING	Toyota MR2 Mk1	2:10.32
7	21	MRA	Ben ROWE	Toyota MR2 Mk1	2:11.83
8	15	MRA	David ROWE	Toyota MR2 Mk1	2:12.62
9	91	MRA	Nick REED	Toyota MR2 Mk1	2:21.10

Weather / Track:

Start Time: 09:04

Cadwell Park Full

05 Jul 08 09:25


Clerk of Course:

Time Issued:

Chief Timekeeper: Terry Stevens

THESE RESULTS REMAIN PROVISIONAL FOR A MINIMUM OF 30 MINUTES FROM THE TIME OF ISSUE AND UNTIL ALL JUDICIAL AND TECHNICAL MATTERS HAVE BEEN SETTLED.

Results produced on HS Sports Timing and Results Systems. Results online at www.750MC.co.uk



Provisional Qualifying Times - P2
MGCC Thoroughbred Sports Championship

Pf	No	Cl	Name	Car	Laps	Time on Lap	Behind	MPH
1	93	THD	Chris ACKLAM	Morgan +8	8	1:54.07	8	69.02
2	87	THD	Tony LEES	Morgan +8	8	1:56.21	8	67.75
3	56	THC	Ken PATON	Jaguar D Type	7	1:58.56	6	66.41
4	73	THC	Tim BURNETT	Jaguar D	7	1:59.96	5	65.63
5	96	THD	Peter HENRY	Morgan +8	7	2:01.79	4	64.65
6	59	THC	Tony RIVERS	Morgan Lightweight	7	2:02.27	6	64.39
7	92	THD	Roy McCARTHY	MGA Roadster	7	2:02.70	7	64.17
8	36	THB	Colin JONES	MGA Twin Cam	7	2:03.07	6	63.97
9	53	THC	Roy CHAMBERLAIN	Triumph TR3	7	2:03.08	7	63.97
10	1	THC	Mike HAZLEWOOD	Triumph TR6	7	2:03.11	7	63.95
11	48	THB	Joe PARRINGTON	MGB GT V8	7	2:03.24	7	63.89
12	97	THD	Roger CONNEL	TVR Griffith	7	2:03.40	7	63.80
13	69	THC	Richard THORNE	Morgan	7	2:04.83	7	63.07
14	44	THB	Peter SAMUELS	MGB Roadster	7	2:06.37	5	61.33
15	61	THC	Roger WHITESIDE	Morgan Roadster	6	2:09.06	4	61.00
16	89	THD	John EMBERSON	Morgan Roadster	7	2:09.11	6	60.98
17	71	THC	Graham PADDICK	Kougar Jaguar	7	2:09.99	6	60.57
18	79	THC	Ulrich VIERHAUS	Morgan Lightweight	7	2:10.45	7	60.35
19	55	THC	Andrew POTTER	Morgan Roadster	6	2:12.55	5	59.40
20	54	THC	Phillip TIDSALL	Morgan +8	6	2:14.01	5	58.75
21	43	THB	Terry HOLMES	MGB GT V8	6	2:14.86	6	58.38
22	75	THC	Steve CHAPMAN	Triumph TR4	6	2:14.88	5	58.37
23	37	THB	Barry HOLMES	MGB GT V8	6	2:16.70	4	57.59
24	14	THA	Martin LEWIS	MGB Roadster	6	2:17.39	5	57.31

Not-Seen

67 THC John ELLISON

Triumph TR6

Weather / Track: Cloudy / Damp

Start Time : 09:25

Cadwell Park Full

05 Jul 08 09:49

Clerk of Course 	Time Issued : 10.08	Chief Timekeeper : Terry Stevens
---------------------	------------------------	----------------------------------

THESE RESULTS REMAIN PROVISIONAL FOR A MINIMUM OF 30 MINUTES FROM THE TIME OF ISSUE AND UNTIL ALL JUDICIAL AND TECHNICAL MATTERS HAVE BEEN SETTLED.

Results produced on HS Sports Timing and Results Systems. Results online at www.750MC.co.uk



2nd Best Qualifying Times

MGCC Thoroughbred Sports Championship

Pos	No	Cl	Name	Car	Time
1	93	THD	Chris ACKLAM	Morgan +8	1:54.53
2	87	THD	Tony LEES	Morgan +8	1:57.60
3	56	THC	Ken PATON	Jaguar D Type	1:58.88
4	73	THC	Tim BURNETT	Jaguar D	2:00.93
5	96	THD	Peter HENRY	Morgan +8	2:02.39
6	59	THC	Tony RIVERS	Morgan Lightweight	2:02.77
7	92	THD	Roy McCARTHY	MGA Roadster	2:02.82
8	1	THC	Mike HAZLEWOOD	Triumph TR6	2:03.16
9	48	THB	Joe PARRINGTON	MGB GT V8	2:03.25
10	97	THD	Roger CONNEL	TVR Griffith	2:04.39
11	53	THC	Roy CHAMBERLAIN	Triumph TR3	2:04.74
12	36	THB	Colin JONES	MGA Twin Cam	2:06.06
13	69	THC	Richard THORNE	Morgan	2:06.95
14	44	THB	Peter SAMUELS	MGB Roadster	2:08.65
15	89	THD	John EMBERSON	Morgan Roadster	2:09.92
16	71	THC	Graham PADDICK	Kougar Jaguar	2:10.24
17	61	THC	Roger WHITESIDE	Morgan Roadster	2:11.14
18	79	THC	Ulrich VIERHAUS	Morgan Lightweight	2:12.61
19	55	THC	Andrew POTTER	Morgan Roadster	2:13.24
20	54	THC	Phillip TIDSALL	Morgan +8	2:14.10
21	75	THC	Steve CHAPMAN	Triumph TR4	2:16.97
22	37	THB	Barry HOLMES	MGB GT V8	2:17.38
23	14	THA	Martin LEWIS	MGB Roadster	2:18.12
24	43	THB	Terry HOLMES	MGB GT V8	2:18.86

05 Jul 08 09:58

Clerk of Course:

[Signature]

Time Issued:

10.08.

Chief Timekeeper:

THESE RESULTS REMAIN PROVISIONAL FOR A MINIMUM OF 30 MINUTES FROM THE TIME OF ISSUE



Provisional Qualifying Times - P3
750 Motor Club MR2 Championship (Class B)

Pl	No	Cl	Name	Car	Laps	Time on Lap	Behind	MPH
1	73	MRB	Mark JESSOP	Toyota MR2 Mk2	8	1:51.92	8	70.35
2	12	MRB	Phil WILSON	Toyota MR2 Mk2	8	1:52.86	8	69.76
3	28	MRB	Zac CHAPMAN	Toyota MR2 Mk2	8	1:52.97	8	69.69
4	58	MRB	Steve LUMLEY	Toyota MR2 Mk2	8	1:53.11	8	69.61
5	88	MRB	Airic KITSON	Toyota MR2 Mk2	8	1:53.40	8	69.43
6	11	MRB	David LITCHFIELD	Toyota MR2 Mk2	8	1:53.45	8	69.40
7	95	MRB	Anthony DAY	Toyota MR2 Mk2	8	1:53.47	8	69.39
8	16	MRB	Dominic JACKSON	Toyota MR2 Mk2	8	1:53.62	7	69.29
9	7	MRB	John WILSON	Toyota MR2 Mk2	8	1:54.46	6	68.79
10	1	MRB	Patrick MORTELL	Toyota MR2 Mk2	8	1:54.53	8	68.74
11	10	MRB	Alan HENDERSON	Toyota MR2 Mk2	8	1:54.57	8	68.72
12	80	MRB	Adam LITCHFIELD	Toyota MR2 Mk2	4	1:55.03	4	68.44
13	64	MRB	Matthew MARSH	Toyota MR2 Mk2	8	1:55.46	8	68.19
14	2	MRB	Rowland WOOLLEY	Toyota MR2 Mk2	7	1:56.85	7	67.38
15	6	MRB	Clive MORPHETT	Toyota MR2 Mk2	7	1:58.06	7	66.69
16	18	MRB	David HENDERSON	Toyota MR2 Mk2	7	1:58.26	7	66.58
17	4	MRB	Nick JONES	Toyota MR2 Mk2	7	1:58.72	7	66.32
18	5	MRB	Lee BULLOCK	Toyota MR2 Mk2	7	1:59.64	7	65.81
19	26	MRB	Jeff HOLDEN	Toyota MR2 Mk2	7	1:59.97	7	65.63
20	24	MRB	Alex HODGKINSON	Toyota MR2 Mk2	7	2:00.30	6	65.46
21	14	MRB	Rob HORSFIELD	Toyota MR2 Mk2	7	2:00.34	6	65.42
22	17	MRB	Marcus MAHY	Toyota MR2 Mk2	7	2:04.48	6	63.25
23	42	MRB	Chris STEWART	Toyota MR2 Mk2	7	2:06.05	7	62.46

Not-Seen

51 MRB Peter LEWIS Toyota MR2 Mk2
 9 MRB Ross HILL Toyota MR2 Mk2


Hirers of transponders from Patrick Mortell MUST give numbers to the timekeepers

Weather / Track:

Start Time : 09:47


Cadwell Park Full

05 Jul 08 10:09

Clerk of Course : 	Time Issued : 10.37	Chief Timekeeper : Terry Stevens
--	------------------------	----------------------------------

THESE RESULTS REMAIN PROVISIONAL FOR A MINIMUM OF 30 MINUTES FROM THE TIME OF ISSUE AND UNTIL ALL JUDICIAL AND TECHNICAL MATTERS HAVE BEEN SETTLED.

Results produced on HS Sports Timing and Results Systems. Results online at www.750MC.co.uk



2nd Best Qualifying Times

750 Motor Club MR2 Championship (Class B)

Pos	No	Cl	Name	Car	Time
1	11	MRB	David LITCHFIELD	Toyota MR2 Mk2	1:53.53
2	58	MRB	Steve LUMLEY	Toyota MR2 Mk2	1:53.74
3	12	MRB	Phil WILSON	Toyota MR2 Mk2	1:53.75
4	16	MRB	Dominic JACKSON	Toyota MR2 Mk2	1:53.97
5	73	MRB	Mark JESSOP	Toyota MR2 Mk2	1:54.10
6	88	MRB	Airic KITSON	Toyota MR2 Mk2	1:54.33
7	1	MRB	Patrick MORTELL	Toyota MR2 Mk2	1:54.60
8	28	MRB	Zac CHAPMAN	Toyota MR2 Mk2	1:54.66
9	95	MRB	Anthony DAY	Toyota MR2 Mk2	1:54.69
10	10	MRB	Alan HENDERSON	Toyota MR2 Mk2	1:55.29
11	7	MRB	John WILSON	Toyota MR2 Mk2	1:55.57
12	80	MRB	Adam LITCHFIELD	Toyota MR2 Mk2	1:56.11
13	64	MRB	Matthew MARSH	Toyota MR2 Mk2	1:57.11
14	6	MRB	Clive MORPHETT	Toyota MR2 Mk2	1:58.10
15	2	MRB	Rowland WOOLLEY	Toyota MR2 Mk2	1:59.28
16	18	MRB	David HENDERSON	Toyota MR2 Mk2	2:00.25
17	5	MRB	Lee BULLOCK	Toyota MR2 Mk2	2:00.63
18	26	MRB	Jeff HOLDEN	Toyota MR2 Mk2	2:00.72
19	24	MRB	Alex HODGKINSON	Toyota MR2 Mk2	2:01.21
20	4	MRB	Nick JONES	Toyota MR2 Mk2	2:01.25
21	14	MRB	Rob HORSFIELD	Toyota MR2 Mk2	2:01.77
22	17	MRB	Marcus MAHY	Toyota MR2 Mk2	2:05.05
23	42	MRB	Chris STEWART	Toyota MR2 Mk2	2:06.91

05 Jul 08 10:11


Clerk of Course:

Time Issued:

10.37

Chief Timekeeper:


THESE RESULTS REMAIN PROVISIONAL FOR A MINIMUM OF 30 MINUTES FROM THE TIME OF ISSUE



Provisional Qualifying Times - P4

MGCC MG Midget Challenge

Pl	No	Cl	Name	Car	Laps	Time on Lap	Behind	MPH	
1	64	MMA	Richard PERRY	MG Midget	7	1:54.92	6	68.51	
2	61	MMA	William SMALLRIDGE	MG Midget	7	1:55.87	6	0.95	67.95
3	2	MME	Dominic MOONEY	Austin Healey Sprite	8	1:57.28	4	2.36	67.13
4	1	MME	Mark TURNER	Austin Healey Sprite	7	1:57.80	3	2.88	66.84
5	63	MMA	Gil DUFFY	MG Midget	8	1:58.01	4	3.09	66.72
6	65	MMA	Martin MORRIS	MG Midget	8	1:58.38	4	3.46	66.51
7	74	MMA	Barry STRONG	Austin Healey Frogeye Sprite	7	2:00.22	4	5.30	65.49
8	66	MMA	Tim STORRAR	Austin Healey Sprite	7	2:01.03	5	6.11	65.05
9	6	MME	Andrew ACTMAN	Austin Healey Sprite	7	2:04.42	3	9.50	63.28
10	33	MMC	John COLLINSON	MG Midget	7	2:05.87	5	10.95	62.55
11	37	MMC	Andrew LOWIS	MG Midget	7	2:09.71	4	14.79	60.70
12	32	MMC	David PYMM	MG Midget	7	2:09.97	4	15.05	60.58
13	7	MME	Peter COLLINSON	MG Midget	1	2:09.98	1	15.06	60.57
14	10	MME	Phil ATTWOOD	MG Midget	7	2:11.68	4	16.76	59.79
15	38	MMC	Adrian CROOT	MG Midget	6	2:11.94	5	17.02	59.67
16	9	MME	Holly SAMBELL	MG Midget	7	2:11.96	5	17.04	59.66
17	41	MMC	John STANYON	MG Midget	3	2:22.66	3	27.74	55.19



2nd Best Qualifying Times

MGCC MG Midget Challenge


Pos	No	Cl	Name	Car	Time
1	64	MMA	Richard PERRY	MG Midget	1:55.77
2	2	MMB	Dominic MOONEY	Austin Healey Sprite	1:57.30
3	61	MMA	William SMALLRIDGE	MG Midget	1:57.97
4	63	MMA	Gil DUFFY	MG Midget	1:58.04
5	1	MMB	Mark TURNER	Austin Healey Sprite	1:58.81
6	65	MMA	Martin MORRIS	MG Midget	1:58.98
7	74	MMA	Barry STRONG	Austin Healey Frogeye Sprite	2:00.86
8	66	MMA	Tim STORRAR	Austin Healey Sprite	2:02.16
9	6	MMB	Andrew ACTMAN	Austin Healey Sprite	2:05.43
10	33	MMC	John COLLINSON	MG Midget	2:07.37
11	37	MMC	Andrew LOWIS	MG Midget	2:10.25
12	32	MMC	David PYMM	MG Midget	2:10.53
13	38	MMC	Adrian CROOT	MG Midget	2:11.97
14	9	MMB	Holly SAMBELL	MG Midget	2:12.75
15	10	MMB	Phil ATTWOOD	MG Midget	2:13.09
16	41	MMC	John STANYON	MG Midget	2:25.08

Weather / Track: Raining / wet

Start Time : 10:09


Cadwell Park Full

05 Jul 08 10:29

Clerk of Course : 	Time Issued : 10:36	Chief Timekeeper : Terry Stevens
---	---------------------	----------------------------------

THESE RESULTS REMAIN PROVISIONAL FOR A MINIMUM OF 30 MINUTES FROM THE TIME OF ISSUE AND UNTIL ALL JUDICIAL AND TECHNICAL MATTERS HAVE BEEN SETTLED.

Results produced on HS Sports Timing and Results Systems. Results online at www.750MC.co.uk



Provisional Qualifying Times - P5

750 Motor Club Formula Vee Championship

Pl	No	Cl	Name	Car	Laps	Time on Lap	Behind	MPH	
1	3	FV	Daniel HANDS	GAC 001	8	1:55.20	8	68.34	
2	7	FV	Ian BUXTON	GAC	8	1:57.12	8	1.92	67.22
3	87	FV	Jenny ANDERSON	GAC 01	6	1:58.74	6	3.54	66.31
4	25	FV	Jason MILLS	GAC 03	8	1:58.81	7	3.61	66.27
5	94	FV	Peter BELSEY	Spyder MK2	7	1:59.61	6	4.41	65.82
6	44	FV	Paul SMITH	GAC 02	8	1:59.84	8	4.64	65.70
7	2	FV	Martin FARMER	Sheane	7	1:59.89	7	4.69	65.67
8	9	FV	Stephen GLASSWELL	Storm	8	2:00.66	6	5.46	65.25
9	10	FV	Jamie CONYERS	GAC 03	7	2:04.24	7	9.04	63.37
10	67	FV	Paul TAYLOR	AHS Challenger	6	2:04.44	6	9.24	63.27
11	14	FV	Steve OUGH	AHS Challenger	7	2:05.40	6	10.20	62.78
12	55	FV	Peter STUDER	Sheane	7	2:06.90	7	11.70	62.04
13	45	FV	Graham KIDDY	Ray Bowles	7	2:07.22	5	12.02	61.89
14	48	FV	Tim PROBERT	Storm FF1	7	2:08.24	6	13.04	61.39
15	36	FVB	Tim HILL	Sheane Mk3	7	2:09.28	6	14.08	60.90
16	27	FV	John HUGHES	Scarab MK5	1	2:13.04	1	17.84	59.18
17	21	FV	Richard POTTERTON	Scarab Mk2	7	2:13.19	7	17.99	59.11
18	31	FVB	Phillip FOSTER	AHS Challenger	7	2:13.78	7	18.58	58.85
19	90	FV	Braden CONNOLLY	Sheane 96	7	2:14.99	7	19.79	58.32
20	73	FV	Clinton BELL	Venom	7	2:15.23	7	20.03	58.22
21	43	FV	Neale HURREN	AHS Challenger	7	2:15.85	7	20.65	57.96
22	26	FV	Peter ANDREWS	Sheane Mk2	6	2:17.92	6	22.72	57.09
23	72	FVB	James CONYERS	Leystone	7	2:20.32	7	25.12	56.11
24	13	FV	Warren SMITH	Storm SF1	1	2:23.75	1	28.55	54.77
25	97	FV	Perry TUBB	Merauder BM1A	1	2:23.98	1	28.78	54.68
26	35	FV	Gordon BESHAW	Leystone	5	2:35.08	5	39.88	50.77
27	52	FV	Maryellen CHEAL	AHS Challenger	4	2:38.00	4	42.80	49.83
28	30	FV	Chris WILSHER	Sheane FV97	5	2:40.68	5	45.48	49.00

Not-Seen

60	FV	Robert HIGGINS	Storm S1
68	FVB	Detlef BREHMER	AHS Challenger


No 13, 27 & 97 - 1 lap only, not qualified.

Weather / Track: Raining / Wet

Start Time : 10:34

Cadwell Park Full

05 Jul 08 11:15

Clerk of Course: 	Time Issued : 11:31	Chief Timekeeper : Terry Stevens
---	------------------------	----------------------------------

THESE RESULTS REMAIN PROVISIONAL FOR A MINIMUM OF 30 MINUTES FROM THE TIME OF ISSUE AND UNTIL ALL JUDICIAL AND TECHNICAL MATTERS HAVE BEEN SETTLED.

Results produced on HS Sports Timing and Results Systems. Results online at www.750MC.co.uk



2nd Best Qualifying Times

750 Motor Club Formula Vee Championship

Pos	No	Cl	Name	Car	Time
1	7	FV	Ian BUXTON	GAC	1:57.22
2	3	FV	Daniel HANDS	GAC 001	1:57.58
3	25	FV	Jason MILLS	GAC 03	1:59.11
4	9	FV	Stephen GLASSWELL	Storm	2:01.26
5	2	FV	Martin FARMER	Sheane	2:01.53
6	94	FV	Peter BELSEY	Spyder MK2	2:01.82
7	44	FV	Paul SMITH	GAC 02	2:02.51
8	87	FV	Jenny ANDERSON	GAC 01	2:03.32
9	10	FV	Jamie CONYERS	GAC 03	2:06.02
10	55	FV	Peter STUDER	Sheane	2:07.19
11	67	FV	Paul TAYLOR	AHS Challenger	2:08.02
12	45	FV	Graham KIDDY	Ray Bowles	2:08.23
13	14	FV	Steve OUGH	AHS Challenger	2:09.19
14	48	FV	Tim PROBERT	Storm FF1	2:09.25
15	36	FVB	Tim HILL	Sheane Mk3	2:09.57
16	31	FVB	Phillip FOSTER	AHS Challenger	2:14.07
17	21	FV	Richard POTTERTON	Scarab Mk2	2:14.85
18	90	FV	Braden CONNOLLY	Sheane 96	2:15.47
19	43	FV	Neale HURREN	AHS Challenger	2:18.54
20	73	FV	Clinton BELL	Venom	2:19.50
21	72	FVB	James CONYERS	Leystone	2:20.37
22	26	FV	Peter ANDREWS	Sheane Mk2	2:26.25
23	52	FV	Maryellen CHEAL	AHS Challenger	2:40.40
24	35	FV	Gordon BESHAW	Leystone	2:40.58
25	30	FV	Chris WILSHER	Sheane FV97	2:41.05

No 13 27 97 - 1 lap only so no second best time

05 Jul 08 11:19

Clerk of Course: 

Time Issued: 11.31

Chief Timekeeper:




Provisional Qualifying Times - P7

Historic F3 1 litre

Pl	No	Cl	Name	Car	Laps	Time on Lap	Behind	MPH
1	96	HF3	Geoffroy RIVET	Brabham BT28	7	1:59.39	7	55.95
2	89	HF3	Juerg TOBLER	Chevron B17	7	2:02.34	7 2.95	64.36
3	81	HF3	Steve WILKINSON	Brabham BT21	6	2:13.15	6 13.76	59.13
4	65	HF3	George COOPER	Cooper T59	6	2:18.25	5 18.86	56.95
5	88	HF3	John BOYES	Lotus 20	6	2:20.74	6 21.35	55.94
6	84	HF3	Steve FUTTER	Lotus 20	6	2:24.10	5 24.71	54.64
7	70	HF3	Bob BIRRELL	Brabham BT16	6	2:24.55	5 25.16	54.47
8	36	HF3	Clive TEMPLE	Cooper T56	6	2:25.45	6 26.06	54.13
9	32	HF3	John DOWSON	Elva 200	5	2:30.17	5 30.78	52.43

Not-Seen

94 HF3 David GRUNBERG Lotus 20



2nd Best Qualifying Times

Historic F3 1 litre

Pos	No	Cl	Name	Car	Time
1	96	HF3	Geoffroy RIVET	Brabham BT28	1:59.41
2	89	HF3	Juerg TOBLER	Chevron B17	2:04.56
3	81	HF3	Steve WILKINSON	Brabham BT21	2:18.78
4	65	HF3	George COOPER	Cooper T59	2:18.86
5	88	HF3	John BOYES	Lotus 20	2:21.94
6	70	HF3	Bob BIRRELL	Brabham BT16	2:24.61
7	84	HF3	Steve FUTTER	Lotus 20	2:26.10
8	36	HF3	Clive TEMPLE	Cooper T56	2:26.48
9	32	HF3	John DOWSON	Elva 200	2:31.15

Weather / Track:

Start Time : 11:41


Cadwell Park Full

05 Jul 08 12:00

Clerk of Course 	Time Issued : 12:17	Chief Timekeeper : Terry Stevens
---------------------	------------------------	----------------------------------

THESE RESULTS REMAIN PROVISIONAL FOR A MINIMUM OF 30 MINUTES FROM THE TIME OF ISSUE AND UNTIL ALL JUDICIAL AND TECHNICAL MATTERS HAVE BEEN SETTLED.

Results produced on HS Sports Timing and Results Systems. Results online at www.750MC.co.uk



Provisional Qualifying Times - P6

Hot Hatch & Allcomers

Pl	No	Cl	Name	Car	Laps	Time on Lap	Behind	MPH	
1	23	AC	Jay WHEALS	Spands RSR	8	1:49.80	8	71.70	
2	85	AC	Richard STABLES	Radical 6 ProSport	8	1:53.20	1	3.40	69.55
3	36	AC	Josh RONCHETTI	Talbot Sunbeam Lotus	8	1:54.02	2	4.27	69.02
4	10	HHA	Mike WEBB	Focus ST170	7	1:58.95	7	9.15	66.19
5	4	AC	Jack MIDDLETON	Radical ProSport	7	2:00.81	7	11.01	65.17
6	97	HBB	Andy McLENNAN	Suzuki Swift GTI	7	2:01.48	7	11.88	64.81
7	63	AC	Colin CHAPMAN	Fisher Fury	7	2:01.61	7	11.81	64.74
8	50	HHA	Ian LAUGHTON	Ford Fiesta Mk3	7	2:01.78	7	11.98	64.65
9	30	HBB	Andrew BIRD	Citroen Saxo VTR	7	2:01.91	7	12.11	64.58
10	2	HHA	Isa COX	Ford Fiesta XR2	7	2:02.76	7	12.96	64.13
11	31	HBB	Lewis WILLIAMS	Peugeot 206 GTI	7	2:04.48	5	14.46	63.36
12	5	AC	Tim HOYERD	Fisher Fury	7	2:04.48	5	14.68	63.25
13	62	HBB	Chiff PELLIN	Ford Fiesta XR2	7	2:04.87	7	15.07	63.05
14	1	HHA	Brian COX	Peugeot 206 GTI	7	2:04.97	7	15.17	63.00
15	73	AC	Peter BROWN	Radical Chuteport	7	2:05.81	7	16.01	62.58
16	64	HHA	Tony DOLLEY	Peugeot 206 GTI	7	2:07.89	6	17.89	61.66
17	22	AC	Aaron WRIGHT	Fisher Fury	7	2:08.80	6	19.80	61.13
18	88	AC	Adrian MOORE	Genesis Evo	6	2:09.24	6	19.44	60.92
19	49	AC	Tony GAUNT	Wolfe ZXR	6	2:09.51	6	19.71	60.79
20	17	AC	David WALE	Fisher Fury	6	2:11.09	6	21.29	60.06
21	83	HHD	Bill GREGORY	Citroen Saxo VTR	6	2:11.28	6	21.48	59.97
22	15	HHD	Kevin PULLAN	Honda Type R	7	2:11.64	6	21.84	59.81
23	65	AC	Niall PALMER	RAW Fulcrum	6	2:11.72	7	21.92	59.77
24	14	AC	Marin LEWIS	MGB	6	2:13.28	6	23.45	59.09
25	84	HHD	John WILLIAMS	MG Maestro	5	2:28.91	5	39.11	52.87
26	44	AC	Judi DERBLEY	Fisher Fury	5	2:32.26	4	42.46	51.71
27	77	AC	Andrew WILSON	SC100 Wiskid	2	2:38.28	1	48.46	49.75

Qualified out of session for races 2 & 8

- Exclusions:**
- 67 THC John ELLISON Triumph TR6
 - NOL Seem
 - 33 AC Bob MORTIMER Fisher Fury
 - 46 AC Sheridan BELL Radical ProSport

NO TRANSPONDER DETECTED FOR -4 15 77

Weather / Track: Raining / Wet

Start Time : 11:21

Cadwell Park Fall

Chief of Course :

Time issued :

12:00

Chief Timekeeper : Terry Stevens

05 Jul 08 11:45

Terry Stevens


Terry Stevens

Time issued :

12:00

Chief Timekeeper :

05 Jul 08 11:48



2nd Best Qualifying Times

Hot Hatch & Allcomers

Pos	No	Cl	Name	Car	Time
1	10	HHA	Mike WEBB	Focus ST170	2:00.11
2	50	HHA	Ian LAUGHTON	Ford Fiesta Mk3	2:02.64
3	62	HBB	Chiff PELLIN	Ford Fiesta XR2	2:05.04
4	30	HBB	Andrew BIRD	Citroen Saxo VTR	2:05.18
5	31	HBB	Lewis WILLIAMS	Ford Fiesta XR2	2:05.71
6	97	HBB	Andy McLENNAN	Suzuki Swift GTI	2:05.91
7	2	HHA	Isa COX	Peugeot 206 GTI	2:05.96
8	1	HHA	Brian COX	Peugeot 206 GTI	2:08.45
9	64	HHA	Tony DOLLEY	Peugeot 206 GTI	2:08.92
10	15	HHD	Kevin PULLAN	Honda Type R	2:11.84
11	83	HHD	Bill GREGORY	Citroen Saxo VTR	2:13.85
12	84	HHD	John WILLIAMS	MG Maestro	2:28.94

THESE RESULTS REMAIN PROVISIONAL FOR A MINIMUM OF 30 MINUTES FROM THE TIME OF ISSUE AND UNTIL ALL JUDICIAL AND TECHNICAL MATTERS HAVE BEEN SETTLED

Results produced on HS Sports Timing and Results Systems. Results online at www.750MC.co.uk

THESE RESULTS REMAIN PROVISIONAL FOR A MINIMUM OF 30 MINUTES FROM THE TIME OF ISSUE



Provisional Qualifying Times - P8
AB Performance RGB Championship

Pl	No	Ci	Name	Car	Laps	Time on Lap	Behind	MPH
1	1	BEA	Derek JONES	BDN S2	8	1:33.83	7	83.21
2	96	BEC	Tim GRAY	Raw Fulcrum	9	1:37.25	7	80.96
3	6	BEC	John CUTMORE	Westfield Megablade	7	1:37.33	6	80.89
4	9	BEC	Alexis BOULTON	Stuart Taylor Phoenix	9	1:37.52	8	80.73
5	19	BEC	Henry GARR	Fisher Fury	9	1:37.65	9	80.63
6	93	BEC	Colin CHAPMAN	Fisher Fury	8	1:38.63	8	79.41
7	7	BCE	Paul ROGERS	Stuart Taylor Phoenix	6	1:38.36	7	79.24
8	88	BEC	Richard WISE	Raw Striker	9	1:38.37	6	79.23
9	5	BEA	Steve ROBINSON	Genesis RR	5	1:39.85	5	80.02
10	30	BEC	Tim HOWARD	Fisher Fury	9	1:39.66	7	80.1
11	21	BEC	Mathew GREEN	Fisher Fury	8	1:40.88	8	78.20
12	49	BEB	Tony GAUNT	Wolfe ZXR	8	1:41.62	8	77.48
13	27	BEC	Robert GRANT	Raw Striker	9	1:44.98	6	75.01
14	65	BEC	Neil PALMER	AB Performance Fulcrum	8	1:41.76	8	77.38
15	22	BEC	Aaron WRIGHT	Fisher Fury	8	1:42.96	7	76.51
16	29	BEC	Stuart TANTON	Fisher Fury	8	1:44.02	7	76.19
17	32	BEC	Stephen GRIFFIN	88K Indy	8	1:45.18	8	75.07
18	68	BEB	Adrian MOORE	Genesis Evo	8	1:45.46	7	74.66
19	16	BEB	Neil CONSTABLE-BERRY	Fisher Fury	5	1:45.77	2	74.44
20	87	BEC	Tony CARPENTER	Stuart Taylor Phoenix	8	1:45.15	8	74.33
21	46	BEA	Boaz DILLSBERRY	Genesis Evo	5	1:50.89	4	71.06
22	44	BEC	Judi DENNISLEY	Fisher Fury	7	1:55.49	7	68.17
23	51	BEB	Mike ALLEN	Tiger MAE	7	1:55.62	5	67.78
24	10	BEB	Stephen DEAN	Fisher Menance	1	1:55.64	1	67.81

Not Seen

17	BEC	David WALE	Fisher Fury
25	BEA	James JOHNSON	Fisher Fury
26	BEC	Steve WISEMAN	Fisher Fury
33	BEA	Bob MORTIMER	Fisher Fury



2nd Best Qualifying Times
AB Performance RGB Championship

Pos	No	Ci	Name	Car	Time
1	1	BEA	Derek JONES	BDN S2	1:34.71
2	96	BEC	Tim GRAY	Raw Fulcrum	1:37.30
3	19	BEC	Henry GARR	Fisher Fury	1:37.83
4	9	BEC	Alexis BOULTON	Stuart Taylor Phoenix	1:38.78
5	6	BEC	John CUTMORE	Westfield Megablade	1:39.19
6	93	BEC	Colin CHAPMAN	Fisher Fury	1:39.20
7	88	BEC	Richard WISE	Raw Striker	1:39.48
8	7	BEB	Paul ROGERS	Stuart Taylor Phoenix	1:39.74
9	50	BEC	Tim HOWARD	Fisher Fury	1:39.88
10	5	BEA	Steve ROBINSON	Genesis RR	1:40.67
11	27	BEC	Robert GRANT	Raw Striker	1:41.76
12	21	BEC	Mathew GREEN	Fisher Fury	1:41.78
13	49	BEB	Tony GAUNT	Wolfe ZXR	1:42.57
14	65	BEC	Neil PALMER	AB Performance Fulcrum	1:44.12
15	32	BEC	Aaron WRIGHT	Fisher Fury	1:44.15
16	32	BEC	Stephen GRIFFIN	88K Indy	1:45.76
17	16	BEB	Neil CONSTABLE-BERRY	Fisher Fury	1:45.77
18	88	BEB	Adrian MOORE	Genesis Evo	1:45.78
19	29	BEC	Stuart TANTON	Fisher Fury	1:46.83
20	47	BEC	Tony CARPENTER	Stuart Taylor Phoenix	1:49.14
21	46	BEA	Boaz DILLSBERRY	Genesis Evo	1:53.46
22	44	BEC	Judi DENNISLEY	Fisher Fury	1:55.60
23	51	BEA	Mike ALLEN	Tiger MAE	1:56.22

Weather / Track: Cloudy / Dry
Start/Time: 08:58 Cadwell Park Fuji 06 Jul 08 09:18
Chief Timekeeper: Terry Stevens
Time issued: 9:55
Results produced on HS Sports Timing and Results Systems. Results online at www.750MC.co.uk

06 Jul 08 09:18
Time issued: 9:55
Chief Timekeeper: Terry Stevens
THESE RESULTS REMAIN PROVISIONAL FOR A MINIMUM OF 30 MINUTES FROM THE TIME OF ISSUE

RACE GRID

AB Performance RGB Championship
Race 14

ROW 10	30	01:55:00	Stephen DEAN	61	01:55:00	Mike ALLEN
ROW 11	44	01:55:49	Judi DENNISLEY	46	01:50:00	Boaz DILLSBERRY
ROW 10	67	01:48:10	Tony CARPENTER	16	01:45:77	Neil CONSTABLE-BERRY
ROW 9	68	01:45:46	Adrian MOORE	32	01:45:10	Stephen GRIFFIN
ROW 8	29	01:44:50	Stuart TANTON	22	01:44:10	Aaron WRIGHT
ROW 7	65	01:42:00	Neil PALMER	27	01:41:70	Robert GRANT
ROW 6	49	01:41:00	Tony GAUNT	21	01:40:00	Mathew GREEN
ROW 5	50	01:39:50	Tim HOWARD	5	01:39:00	Steve ROBINSON
ROW 4	88	01:38:30	Richard WISE	7	01:38:00	Paul ROGERS
ROW 3	63	01:38:30	Colin CHAPMAN	19	01:37:50	Henry GARR
ROW 2	9	01:37:50	Alexis BOULTON	6	01:37:50	John CUTMORE
ROW 1	96	01:37:25	Tim GRAY	1	01:33:00	Derek JONES


POLE

RACE GRID

AB Performance RGB Championship
Race 19

ROW 10	30	01:55:00	Stephen DEAN	61	01:56:20	Mike ALLEN
ROW 11	44	01:55:00	Judi DENNISLEY	46	01:45:00	Boaz DILLSBERRY
ROW 10	67	01:48:10	Tony CARPENTER	29	01:46:00	Stuart TANTON
ROW 9	68	01:45:46	Adrian MOORE	16	01:45:10	Neil CONSTABLE-BERRY
ROW 8	32	01:45:10	Stephen GRIFFIN	22	01:44:10	Aaron WRIGHT
ROW 7	65	01:44:10	Neil PALMER	49	01:42:00	Tony GAUNT
ROW 6	21	01:41:00	Mathew GREEN	27	01:41:00	Robert GRANT
ROW 5	5	01:40:00	Steve ROBINSON	50	01:39:00	Tim HOWARD
ROW 4	7	01:38:30	Paul ROGERS	88	01:38:00	Richard WISE
ROW 3	63	01:38:00	Colin CHAPMAN	6	01:38:00	John CUTMORE
ROW 2	9	01:37:50	Alexis BOULTON	19	01:37:50	Henry GARR
ROW 1	96	01:37:25	Tim GRAY	1	01:34:10	Derek JONES

POLE



Provisional Qualifying Times - P8
AB Performance RGB Championship

PI	No	CI	Name	Car	Laps	Time on Lap	Behind	MPH
1	1	BEA	Derek JONES	BDN S2	9	1:33.83	7	83.91
2	96	BEC	Tim GRAY	Raw Fulcrum	9	1:37.25	7	80.96
3	6	BEC	John CUTMORE	Westfield Megablade	7	1:37.33	6	80.89
4	9	BEC	Alastair BOULTON	Stuart Taylor Phoenix	9	1:37.52	8	80.73
5	19	BEC	Henry CARR	Fisher Fury	9	1:37.65	9	80.63
6	63	BEC	Colin CHAPMAN	Fisher Fury	9	1:38.53	8	79.91
7	7	BEB	Paul ROGERS	Stuart Taylor Phoenix	8	1:39.36	7	79.24
8	88	BEC	Richard WISE	Raw Striker	9	1:39.37	6	79.23
9	5	BEA	Steve ROBINSON	Genesis RR	5	1:39.85	5	78.85
10	50	BEC	Tim HOVERD	Fisher Fury	9	1:39.86	7	78.84
11	21	BEC	Mathew GREEN	Fisher Fury	8	1:40.68	8	78.20
12	49	BEB	Tony GAUNT	Wolfe ZXR	8	1:41.62	8	77.48
13	27	BEC	Robert GRANT	Raw Striker	8	1:41.75	8	77.38
14	65	BEC	Neil PALMER	AB Performance Fulcrum	8	1:42.90	8	76.51
15	22	BEC	Aaron WRIGHT	Fisher Fury	8	1:44.02	7	75.69
16	29	BEC	Stuart TANTON	Fisher Fury	8	1:44.96	6	75.01
17	32	BEC	Stephen GRIFFIN	MK Indy	8	1:45.16	8	74.87
18	68	BEB	Adrian MOORE	Genesis Evo	8	1:45.46	7	74.66
19	16	BEB	Neil CONSTABLE-BERRY	Fisher Fury	5	1:45.77	2	74.44
20	67	BEC	Tony CARPENTER	Stuart Taylor Phoenix	8	1:48.16	8	72.79
21	46	BEA	Buzz BILLSBERRY	Genesis Evo	5	1:50.89	4	71.00
22	44	BEC	Judi DERISLEY	Fisher Fury	7	1:55.49	7	68.17
23	61	BEA	Mike ALLEN	Tiger MAE	7	1:55.62	6	68.10
24	30	BEB	Stephen DEAN	Fisher Menance	1	1:55.64	1	68.08

Not-Seen


17	BEC	David WALE	Fisher Fury
20	BEA	James JOHNSON	Fisher Fury
28	BEC	Steve WISEMAN	Fisher Fury
33	BEA	Bob MORTIMER	Fisher Fury

Weather / Track: Cloudy / Dry

Start Time : 08:58

Cadwell Park Full

06 Jul 08 09:16

Clerk of Course : 	Time Issued : 9:55	Chief Timekeeper : Terry Stevens
---	--------------------	----------------------------------

THESE RESULTS REMAIN PROVISIONAL FOR A MINIMUM OF 30 MINUTES FROM THE TIME OF ISSUE AND UNTIL ALL JUDICIAL AND TECHNICAL MATTERS HAVE BEEN SETTLED.

Results produced on HS Sports Timing and Results Systems. Results online at www.750MC.co.uk



2nd Best Qualifying Times


AB Performance RGB Championship

Pos	No	Cl	Name	Car	Time
1	1	BEA	Derek JONES	BDN S2	1:34.71
2	96	BEC	Tim GRAY	Raw Fulcrum	1:37.30
3	19	BEC	Henry CARR	Fisher Fury	1:37.83
4	9	BEC	Alastair BOULTON	Stuart Taylor Phoenix	1:38.08
5	6	BEC	John CUTMORE	Westfield Megablade	1:38.19
6	63	BEC	Colin CHAPMAN	Fisher Fury	1:39.20
7	88	BEC	Richard WISE	Raw Striker	1:39.48
8	7	BEB	Paul ROGERS	Stuart Taylor Phoenix	1:39.74
9	50	BEC	Tim HOVERD	Fisher Fury	1:39.88
10	5	BEA	Steve ROBINSON	Genesis RR	1:40.67
11	27	BEC	Robert GRANT	Raw Striker	1:41.76
12	21	BEC	Mathew GREEN	Fisher Fury	1:41.79
13	49	BEB	Tony GAUNT	Wolfe ZXR	1:42.57
14	65	BEC	Neil PALMER	AB Performance Fulcrum	1:44.12
15	22	BEC	Aaron WRIGHT	Fisher Fury	1:44.15
16	32	BEC	Stephen GRIFFIN	MK Indy	1:45.76
17	16	BEB	Neil CONSTABLE-BERRY	Fisher Fury	1:45.77
18	68	BEB	Adrian MOORE	Genesis Evo	1:46.35
19	29	BEC	Stuart TANTON	Fisher Fury	1:46.83
20	67	BEC	Tony CARPENTER	Stuart Taylor Phoenix	1:49.14
21	46	BEA	Buzz BILLSBERRY	Genesis Evo	1:53.46
22	44	BEC	Judi DERISLEY	Fisher Fury	1:55.60
23	61	BEA	Mike ALLEN	Tiger MAE	1:56.22

Clerk of Course: 	Time Issued: 9.55	Chief Timekeeper:
--	-------------------	-------------------

06 Jul 08 09:18

THESE RESULTS REMAIN PROVISIONAL FOR A MINIMUM OF 30 MINUTES FROM THE TIME OF ISSUE




Provisional Qualifying Times - P9

MGCC BCV8 Championship

Pl	No	Cl	Name	Car	Laps	Time on Lap	Behind	MPH	
1	94	BD	John WILSON	MGB GT V8	8	1:37.76	4	80.54	
2	97	BD	Adrian BEER	MGB GT V8	5	1:38.73	4	0.97	79.74
3	96	BD	Paul SIBLEY	MGB Roadster	6	1:39.54	5	1.78	79.10
4	1	BD	Joe PARRINGTON	MGB GT V8	5	1:41.08	4	3.32	77.89
5	44	BB	Peter SAMUELS	MGB Roadster	6	1:46.22	3	8.46	74.12
6	75	BC	Martin HALL	MGB	6	1:46.75	3	8.99	73.75
7	83	BC	Phil WALKER	MGB GT V8	8	1:47.00	4	9.24	73.58
8	31	BB	Jonnie WHEELER	MGB Roadster	5	1:47.05	3	9.29	73.55
9	82	BC	Andrew RILEY	MGB Roadster	7	1:50.13	4	12.37	71.49
10	68	BB	Shane TERRY	MGB Roadster	7	1:51.98	3	14.22	70.31
11	34	BB	Brian CAKEBREAD	MGB Roadster	7	1:52.46	3	14.70	70.01
12	50	BB	Simon CRIPPS	MGB GT	7	1:52.95	4	15.19	69.71
13	33	BB	Max CAWTHORN	MGB Roadster	7	1:53.08	4	15.32	69.63
14	53	BB	Kevin SWANN	MGB	7	1:54.35	3	16.59	68.85
15	8	BA	Rob CROFT	MGB GT	7	1:58.10	4	20.34	66.67
16	67	BB	David HILL	MGB GT V8	7	2:01.66	4	23.90	64.71
17	66	BB	Richard McKOEN	MGB GT	6	2:01.75	4	23.99	64.67
18	40	BB	Howard GRUNDON	MGB GT V8	7	2:02.38	3	24.62	64.33
19	5	BA	Brian SMETHURST	MGB Roadster	7	2:07.97	7	30.21	61.52
20	9	BA	Steve OKINES	MGB Roadster	4	2:10.28	3	32.52	60.43
21	37	BB	Barry HOLMES	MGB GT V8	2	2:24.11	1	46.35	54.63

2nd Best Qualifying Times

MGCC BCV8 Championship




Pos	No	Cl	Name	Car	Time
1	94	BD	John WILSON	MGB GT V8	1:38.27
2	96	BD	Paul SIBLEY	MGB Roadster	1:39.69
3	97	BD	Adrian BEER	MGB GT V8	1:41.14
4	1	BD	Joe PARRINGTON	MGB GT V8	1:43.15
5	83	BC	Phil WALKER	MGB GT V8	1:47.04
6	44	BB	Peter SAMUELS	MGB Roadster	1:47.09
7	31	BB	Jonnie WHEELER	MGB Roadster	1:49.04
8	75	BC	Martin HALL	MGB	1:52.80
9	34	BB	Brian CAKEBREAD	MGB Roadster	1:53.31
10	82	BC	Andrew RILEY	MGB Roadster	1:54.07
11	68	BB	Shane TERRY	MGB Roadster	1:54.15
12	33	BB	Max CAWTHORN	MGB Roadster	1:57.51
13	53	BB	Kevin SWANN	MGB	1:57.88
14	50	BB	Simon CRIPPS	MGB GT	2:00.87
15	8	BA	Rob CROFT	MGB GT	2:01.97
16	67	BB	David HILL	MGB GT V8	2:03.49
17	40	BB	Howard GRUNDON	MGB GT V8	2:05.94
18	66	BB	Richard McKOEN	MGB GT	2:09.12
19	5	BA	Brian SMETHURST	MGB Roadster	2:10.71
20	9	BA	Steve OKINES	MGB Roadster	2:34.61
21	37	BB	Barry HOLMES	MGB GT V8	

06 Jul 08 09:41

Clerk of Course:	Time Issued: 10:15	Chief Timekeeper:
------------------	--------------------	-------------------

THESE RESULTS REMAIN PROVISIONAL FOR A MINIMUM OF 30 MINUTES FROM THE TIME OF ISSUE



Provisional Qualifying Times - P10

Cambridge Cars Bike-Sports Championship

PI	No	CI	Name	Car	Laps	Time on Lap	Behind	MPH
1	3	BSA	Jonathan WRIGHT	Radical PRO6	10	1:25.29	9	92.31
2	95	BSA	Richard STABLES	Radical PRO6	10	1:29.51	7	87.96
3	23	BSA	Jay WHEALS	Speads RS08	6	1:29.71	3	87.76
4	6	BSA	Nigel PLACE	Radical	9	1:30.07	9	87.41
5	29	BSA	Ian BANKHURST	Radical PRO6	8	1:30.34	7	87.15
6	30	BSA	Simon FORD	Radical Prosport	9	1:30.76	9	86.75
7	14	BSB	Jack MIDDLETON	Radical Prosport	9	1:31.00	9	86.52
8	25	BSA	James BREAKELL	Radical SR4	9	1:32.21	9	85.38
9	80	BSA	Christian ENDERBY	Radical SR4	9	1:32.90	7	84.75
10	33	BSA	Marcos BURNETT	Radical Clubsport	9	1:34.72	9	83.12
11	27	BSC	Jean PARKER	Global GT	8	1:35.53	8	82.42
12	12	BSC	Graham MILLER	Global GT1	2	1:37.51	2	80.74
13	46	BSA	James COOK	Radical Prosport	8	1:37.83	7	80.48
14	42	BSA	Alan WOOD	ADR Sport 3	6	1:40.84	6	78.08
15	21	BSC	Kevin GOATER	Kellforms Retoga	8	1:41.01	8	77.94
16	8	BSC	Kenzie BEECROFT	Global Light	8	1:42.19	8	77.04
17	73	BSC	Peter BROWN	Radical Clubsport	8	1:47.17	3	73.46
18	17	BSC	Keith O'BRIEN	Global GT1	2	1:53.27	2	69.51

No 21 - no transponder signal detected



2nd Best Qualifying Times


Cambridge Cars Bike-Sports Championship

Pos	No	CI	Name	Car	Time
1	3	BSA	Jonathan WRIGHT	Radical PRO6	1:26.28
2	95	BSA	Richard STABLES	Radical PRO6	1:29.58
3	29	BSA	Ian BANKHURST	Radical PRO6	1:30.86
4	30	BSA	Simon FORD	Radical Prosport	1:31.06
5	6	BSA	Nigel PLACE	Radical	1:31.14
6	23	BSA	Jay WHEALS	Speads RS08	1:32.00
7	14	BSB	Jack MIDDLETON	Radical Prosport	1:32.57
8	25	BSA	James BREAKELL	Radical SR4	1:32.83
9	80	BSA	Christian ENDERBY	Radical SR4	1:33.36
10	33	BSA	Marcos BURNETT	Radical Clubsport	1:34.84
11	27	BSC	Jean PARKER	Global GT	1:36.03
12	46	BSA	James COOK	Radical Prosport	1:38.12
13	21	BSC	Kevin GOATER	Kellforms Retoga	1:41.25
14	42	BSA	Alan WOOD	ADR Sport 3	1:43.09
15	8	BSC	Kenzie BEECROFT	Global Light	1:43.43
16	12	BSC	Graham MILLER	Global GT1	1:46.09
17	73	BSC	Peter BROWN	Radical Clubsport	1:47.66
18	17	BSC	Keith O'BRIEN	Global GT1	2:03.10

06 Jul 08 10:09

Clerk of Course: 	Time Issued: 10.34	Chief Timekeeper:
--	--------------------	-------------------

THESE RESULTS REMAIN PROVISIONAL FOR A MINIMUM OF 30 MINUTES FROM THE TIME OF ISSUE



Provisional Qualifying Times - P11

Morgan Challenge

Pl	No	Cl	Name	Car	Laps	Time on Lap	Behind	MPH
1	29	MA	Keith AHLERS	Morgan +8	5	1:39.72	4	78.95
2	69	MA	Phil HOLLINS	Morgan +8	7	1:41.72	6	2.00 77.40
3	87	MB	Tony LEES	Morgan +8	6	1:41.73	6	2.01 77.39
4	10	MB	Peter HENRY	Morgan +8	8	1:42.58	3	2.86 76.75
5	13	MB	Chris ACKLAM	Morgan +8	9	1:43.88	6	4.16 75.79
6	66	MC6	Andrew THOMPSON	Morgan Roadster	8	1:44.18	6	4.46 75.57
7	6	MC6	Simon OREBI GANN	Morgan Roadster	9	1:45.11	7	5.39 74.90
8	90	MC6	Tony RIVERS	Morgan Lightweight	8	1:46.73	7	7.01 73.77
9	89	MB	John EMBERSON	Morgan Roadster	8	1:46.86	8	7.14 73.68
10	35	MC8	Chris SPRINGALL	Morgan +8	8	1:48.16	3	8.44 72.79
11	78	MC6	Roger WHITESIDE	Morgan Roadster	6	1:48.36	3	8.64 72.66
12	79	MC6	Ulrich VIERHAUS	Morgan Roadster	8	1:48.42	7	8.70 72.62
13	71	MC6	Kelvin LAIDLAW	Morgan Roadster	8	1:48.51	3	8.79 72.56
14	14	MC8	Tim CLARK	Morgan +8	8	1:49.53	8	9.81 71.88
15	75	MC6	Andrew POTTER	Morgan Roadster	7	1:49.89	5	10.17 71.65
16	17	MD	Jack BELLINGER	Morgan +8	6	1:51.01	6	11.29 70.92
17	56	MC8	Steve McDONALD	Morgan +8	8	1:52.01	8	12.29 70.29
18	5	MC8	Phillip TISDALL	Morgan +8	8	1:53.17	5	13.45 69.57

Weather / Track: Cloudy / Dry

Start Time : 10:13

Cadwell Park Full

06 Jul 08 10:35

Clerk of Course :	Time Issued :	Chief Timekeeper : Terry Stevens
	11:30	


THESE RESULTS REMAIN PROVISIONAL FOR A MINIMUM OF 30 MINUTES FROM THE TIME OF ISSUE AND UNTIL ALL JUDICIAL AND TECHNICAL MATTERS HAVE BEEN SETTLED.

Results produced on HS Sports Timing and Results Systems. Results online at www.750MC.co.uk

RACE GRID


750 Motor Club MR2 Championship (Class A)

Race 1

ROW 6		
ROW 5		91 Nick REED
ROW 4	15 David ROWE	21 Ben ROWE
ROW 3	57 Toni GLADDING	37 Howes ROBERT
ROW 2	45 David BLOCK	98 Hugh GILMOUR
ROW 1	79 Jonathan GRIMES	99 Arthur GILMOUR
POLE		
		

750 Motor Club MR2 Championship (Class A)

Race 7


ROW 6		
ROW 5		91 Nick REED
ROW 4	15 David ROWE	21 Ben ROWE
ROW 3	57 Toni GLADDING	37 Howes ROBERT
ROW 2	45 David BLOCK	98 Hugh GILMOUR
ROW 1	99 Arthur GILMOUR	79 Jonathan GRIMES
POLE		
		

RACE GRID

MGCC Thoroughbred Sports Championship

Race 2

ROW 14		
ROW 13		67 John ELLISON
ROW 12	14 Martin LEWIS	37 Barry HOLMES
ROW 11	75 Steve CHAPMAN	43 Terry HOLMES
ROW 10	54 Phillip TIDSALL	55 Andrew POTTER
ROW 9	79 Ulrich VIERHAUS	71 Graham PADDICK
ROW 8	89 John EMBERSON	61 Roger WHITESIDE
ROW 7	44 Peter SAMUELS	69 Richard THORNE
ROW 6	97 Roger CONNELL	48 Joe PARRINGTON
ROW 5	1 Mike HAZLEWOOD	53 Roy CHAMBERLAIN
ROW 4	36 Colin JONES	92 Roy McCARTHY
ROW 3	59 Tony RIVERS	96 Peter HENRY
ROW 2	73 Tim BURNETT	56 Ken PATON
ROW 1	87 Tony LEES	93 Chris ACKLAM
POLE		



RACE GRID

MGCC MG Midget Challenge

Race 3

ROW 10			
ROW 9			41 John STANYON
ROW 8	9 Holly SAMBELL	38 Adrian CROOT	
ROW 7	10 Phil ATTWOOD		7 Peter COLLINSON
ROW 6	32 David PYMM	37 Andrew LOWIS	
ROW 5		33 John COLLINSON	6 Andrew ACTMAN
ROW 4	66 Tim STORRAR	74 Barry STRONG	
ROW 3		65 Martin MORRIS	63 Gil DUFFY
ROW 2	1 Mark TURNER	2 Dominic MOONEY	
ROW 1		61 William SMALLRIDGE	64 Richard PERRY
POLE			

RACE GRID

MGCC MG Midget Challenge

Race 9

ROW 10			
ROW 9			7 Peter COLLINSON
ROW 8	41 John STANYON	10 Phil ATTWOOD	
ROW 7		9 Holly SAMBELL	38 Adrian CROOT
ROW 6	32 David PYMM	37 Andrew LOWIS	
ROW 5		33 John COLLINSON	6 Andrew ACTMAN
ROW 4	66 Tim STORRAR	74 Barry STRONG	
ROW 3		65 Martin MORRIS	1 Mark TURNER
ROW 2	63 Gil DUFFY	61 William SMALLRIDGE	
ROW 1		2 Dominic MOONEY	64 Richard PERRY
POLE			

RACE GRID

750 Motor Club Formula Vee Championship

Race 4

30	Chris WILSHER	02:40.680
-----------	---------------	-----------

35	Gordon BESHAW	02:35.080
-----------	---------------	-----------

26	Peter ANDREWS	02:17.920
-----------	---------------	-----------

73	Clinton BELL	02:15.230
-----------	--------------	-----------

31	Phillip FOSTER	02:13.780
-----------	----------------	-----------

27	John HUGHES	02:13.040
-----------	-------------	-----------

48	Tim PROBERT	02:08.240
-----------	-------------	-----------

55	Peter STUDER	02:06.900
-----------	--------------	-----------

67	Paul TAYLOR	02:04.440
-----------	-------------	-----------

9	Stephen GLASSWELL	02:00.660
----------	-------------------	-----------

44	Paul SMITH	01:59.840
-----------	------------	-----------

25	Jason MILLS	01:58.810
-----------	-------------	-----------

7	Ian BUXTON	01:57.120
----------	------------	-----------

52	Maryellen CHEAL	02:38.000
-----------	-----------------	-----------

72	James CONYERS	02:20.320
-----------	---------------	-----------

43	Neale HURREN	02:15.850
-----------	--------------	-----------

90	Braden CONNOLLY	02:14.990
-----------	-----------------	-----------

21	Richard POTTERTON	02:13.190
-----------	-------------------	-----------

36	Tim HILL	02:09.280
-----------	----------	-----------

45	Graham KIDDY	02:07.220
-----------	--------------	-----------

14	Steve OUGH	02:05.400
-----------	------------	-----------

10	Jamie CONYERS	02:04.240
-----------	---------------	-----------

2	Martin FARMER	01:59.890
----------	---------------	-----------

94	Peter BELSEY	01:59.610
-----------	--------------	-----------

87	Jenny ANDERSON	01:58.740
-----------	----------------	-----------

3	Daniel HANDS	01:55.200
----------	--------------	-----------

POLE

Reserves: 13 97

RACE GRID

750 Motor Club MR2 Championship (Class B)

Race 5

ROW 12		42 Chris STEWART	
ROW 11	17 Marcus MAHY		14 Rob HORSFIELD
ROW 10	24 Alex HODGKINSON	26 Jeff HOLDEN	
ROW 9	5 Lee BULLOCK		4 Nick JONES
ROW 8	18 David HENDERSON	6 Clive MORPHETT	
ROW 7	2 Rowland WOOLLEY		64 Matthew MARSH
ROW 6	80 Adam LITCHFIELD	10 Alan HENDERSON	
ROW 5	1 Patrick MORTELL		7 John WILSON
ROW 4	16 Dominic JACKSON	95 Anthony DAY	
ROW 3	11 David LITCHFIELD		88 Airc KITSON
ROW 2	58 Steve LUMLEY	28 Zac CHAPMAN	
ROW 1	12 Phil WILSON		73 Mark JESSOP

POLE

RACE GRID

Hot Hatch & Allcomers

Race 6

ROW 14		77	02:39:290 Andrew WILSON		
ROW 13		44	02:32:280 Judith DERSLEY		84
ROW 12	14	02:13:250 Martin LEWIS		65	02:25:910 John WILLIAMS
ROW 11		15	02:11:940 Kevin PULLAN	02:11:720 Neil PALMER	
ROW 10	17	02:11:090 David WALLE		49	02:11:280 Bill GREGORY
ROW 9		68	02:09:240 Adrian MOORE		22
ROW 8	64	02:07:690 Tony DOLLEY		73	02:08:800 Aaron WRIGHT
ROW 7		1	02:04:970 Brian COX		62
ROW 6	5	02:04:480 Tim HOVERD		31	02:04:879 Cliff PELLIN
ROW 5		2	02:02:760 Isla COX		30
ROW 4	50	02:01:790 Ian LAUGHTON		63	02:01:910 Andrew BIRD
ROW 3		97	02:01:460 Andy McLENNAN		4
ROW 2	10	01:58:950 Mike WEBB		36	02:00:810 Jack MIDDLETON
ROW 1		95	01:53:200 Richard STABLES		23
					01:49:800 Jay WHEALS

POLE

RACE GRID

Hot Hatch

Race 17

ROW 5	84	02:28:940 John WILLIAMS		83	02:13:650 Bill GREGORY
ROW 4		15	02:11:840 Kevin PULLAN		64
ROW 3	1	02:08:450 Brian COX		2	02:05:960 Isla COX
ROW 2		30	02:05:180 Andrew BIRD		31
ROW 1		50	02:02:640 Ian LAUGHTON		10
					02:05:710 Lewis WILLIAMS

POLE

RACE GRID

MGCC Thoroughbred Sports Championship

Race 8

ROW 14		
ROW 13		67 John ELLISON
ROW 12	43 Terry HOLMES	14 Martin LEWIS
ROW 11	37 Barry HOLMES	75 Steve CHAPMAN
ROW 10	54 Phillip TIDSALL	55 Andrew POTTER
ROW 9	79 Ulrich VIERHAUS	61 Roger WHITESIDE
ROW 8	71 Graham PADDICK	89 John EMBERSON
ROW 7	44 Peter SAMUELS	69 Richard THORNE
ROW 6	36 Colin JONES	53 Roy CHAMBERLAIN
ROW 5	97 Roger CONNELL	48 Joe PARRINGTON
ROW 4	1 Mike HAZLEWOOD	92 Roy McCARTHY
ROW 3	59 Tony RIVERS	96 Peter HENRY
ROW 2	73 Tim BURNETT	56 Ken PATON
ROW 1	87 Tony LEES	93 Chris ACKLAM

POLE

RACE GRID

Historic F3 1 litre & Junior Challenge

Race 10

36 Clive TEMPLE 02:25.450

84 Steve FUTTER 02:24.100

65 George COOPER 02:18.250

89 Juerg TOBLER 02:02.340

32 John DOWSON 02:30.170

70 Bob BIRRELL 02:24.550

88 John BOYES 02:20.740

81 Steve WILKINSON 02:13.150

96 Geoffroy RIVET 01:59.390

POLE

RACE GRID

Historic F3 1 litre & Junior Challenge

Race 10

36 CIVE TEMPLE 02.25.450	32 JOHN DOWSON 02.30.179
84 STEVE FUTTER 02.24.100	70 BOB BIRRELL 02.24.550
65 GEORGE COOPER 02.18.250	88 JOHN BOYES 02.20.740
89 JUERG TOBLER 02.02.340	81 STEVE WILKINSON 02.13.150
	96 GEOFFROY RIVET 01.59.390
	POLE

RACE GRID

Historic F3 1 litre & Junior Challenge

Race 12


36 CIVE TEMPLE 02.26.480	32 JOHN DOWSON 02.31.150
70 BOB BIRRELL 02.24.610	84 STEVE FUTTER 02.28.100
65 GEORGE COOPER 02.18.860	88 JOHN BOYES 02.21.940
89 JUERG TOBLER 02.04.560	81 STEVE WILKINSON 02.18.780
	96 GEOFFROY RIVET 01.59.410
	POLE

RACE GRID

750 Motor Club MR2 Championship (Class B)

Race 11

ROW 12		42 Chris STEWART	
ROW 11	17 Marcus MAHY		14 Rob HORSFIELD
ROW 10	4 Nick JONES	24 Alex HODGKINSON	
ROW 9	26 Jeff HOLDEN		5 Lee BULLOCK
ROW 8	18 David HENDERSON	2 Rowland WOOLLEY	
ROW 7	6 Clive MORPHETT		64 Matthew MARSH
ROW 6	80 Adam LITCHFIELD	7 John WILSON	
ROW 5	10 Alan HENDERSON		95 Anthony DAY
ROW 4	28 Zac CHAPMAN	1 Patrick MORTELL	
ROW 3	88 Alric KITSON		73 Mark JESSOP
ROW 2	16 Dominic JACKSON	12 Phil WILSON	
ROW 1	58 Steve LUMLEY		11 David LITCHFIELD
POLE			



RACE GRID

Historic F3 1 litre & Junior Challenge

Race 12

36 Clive TEMPLE 02:26.480

70 Bob BIRRELL 02:24.610

65 George COOPER 02:18.860

89 Juerg TOBLER 02:04.560

32 John DOWSON 02:31.150

84 Steve FUTTER 02:26.100

88 John BOYES 02:21.940

81 Steve WILKINSON 02:18.780

96 Geoffroy RIVET 01:59.410

POLE

RACE GRID

750 Motor Club Formula Vee Championship

L21 Richard POTTERTON

Race 13

L13 Walter Smith

27	John HUGHES	No secon
35	Gordon BESHAW	02:40.580
26	Peter ANDREWS	02:26.250
73	Clinton BELL	02:19.500
90	Braden CONNOLLY	02:15.470
31	Phillip FOSTER	02:14.070
48	Tim PROBERT	02:09.250
45	Graham KIDDY	02:08.230
55	Peter STUDER	02:07.190
87	Jenny ANDERSON	02:03.320
94	Peter BELSEY	02:01.820
9	Stephen GLASSWELL	02:01.260
3	Daniel HANDS	01:57.580

30	Chris WILSHER	02:41.050
52	Maryellen CHEAL	02:40.400
72	James CONYERS	02:20.370
43	Neale HURREN	02:18.540
21	Richard POTTERTON	02:14.850
36	Tim HILL	02:09.570
14	Steve OUGH	02:09.190
67	Paul TAYLOR	02:08.020
10	Jamie CONYERS	02:06.020
44	Paul SMITH	02:02.510
2	Martin FARMER	02:01.530
25	Jason MILLS	01:59.110
7	Ian BUXTON	01:57.220

POLE

RESERVES: 13

RACE GRID

AB Performance RGB Championship

Race 14

ROW 12	30 01:55.640 Stephen DEAN	61 01:55.620 Mike ALLEN
ROW 11	44 01:55.490 Judi DERISLEY	46 01:50.890 Buzz BILLSBERRY
ROW 10	67 01:48.160 Tony CARPENTER	16 01:45.770 Neil CONSTABLE-BERRY
ROW 9	68 01:45.460 Adrian MOORE	32 01:45.160 Stephen GRIFFIN
ROW 8	29 01:44.960 Stuart TANTON	22 01:44.020 Aaron WRIGHT
ROW 7	65 01:42.900 Neil PALMER	27 01:41.750 Robert GRANT
ROW 6	49 01:41.620 Tony GAUNT	21 01:40.680 Mathew GREEN
ROW 5	50 01:39.860 Tim HOVERD	5 01:39.850 Steve ROBINSON
ROW 4	88 01:39.370 Richard WISE	7 01:39.360 Paul ROGERS
ROW 3	63 01:38.530 Colin CHAPMAN	19 01:37.650 Henry CARR
ROW 2	9 01:37.520 Alastair BOULTON	6 01:37.330 John CUTMORE
ROW 1	96 01:37.250 Tim GRAY	1 01:33.830 Derek JONES


POLE

RACE GRID

Strata21 MGCC BCV8 Championship

Race 15

ROW 12		
ROW 11	1.	37 02:24.110 Barry HOLMES
ROW 10	9 02:10.280 Steve OKINES	5 02:07.970 Brian SMETHURST
ROW 9	40 02:02.380 Howard GRUNDON	66 02:01.750 Richard McKOEN
ROW 8	67 02:01.660 David HILL	8 01:58.100 Rob CROFT
ROW 7	53 01:54.350 Kevin SWANN	33 01:53.080 Max CAWTHORN
ROW 6	50 01:52.950 Simon CRIPPS	34 01:52.460 Brian CAKEBREAD
ROW 5	68 01:51.980 Shane TERRY	82 01:50.130 Andrew RILEY
ROW 4	31 01:47.050 Jonnie WHEELER	83 01:47.000 Phil WALKER
ROW 3	75 01:46.750 Martin HALL	44 01:46.220 Peter SAMUELS
ROW 2	1 01:41.080 Joe PARRINGTON	96 01:39.540 Paul SIBLEY
ROW 1	97 01:38.730 Adrian BEER	94 01:37.760 John WILSON
		POLE



RACE GRID

Cambridge Race Cars Bike-Sports Championship

Race 16

ROW 10		
ROW 9	17 01:53.270 Keith O'BRIEN	73 01:47.170 Peter BROWN
ROW 8	8 01:42.190 Kenzie BEECROFT	21 01:41.010 Kevin GOATER
ROW 7	42 01:40.840 Alan WOOD	46 01:37.830 James COOK
ROW 6	12 01:37.510 Graham MILLER	27 01:35.530 Jean PARKER
ROW 5	33 01:34.720 Marcos BURNETT	80 01:32.900 Christian ENDERBY
ROW 4	25 01:32.210 James BREAKELL	14 01:31.000 Jack MIDDLETON
ROW 3	30 01:30.760 Simon FORD	29 01:30.340 Ian BANKHURST
ROW 2	6 01:30.070 Nigel PLACE	23 01:29.710 Jay WHEALS
ROW 1	95 01:29.510 Richard STABLES	3 01:25.290 Jonathan WRIGHT

POLE

RACE GRID

Hot Hatch

Race 17

ROW 6

84 02:28.940
John WILLIAMS

83 02:13.650
Bill GREGORY

ROW 5

15 02:11.840
Kevin PULLAN

64 02:09.920
Tony DOLLEY

ROW 4

1 02:08.450
Brian COX

2 02:05.960
Ilsa COX

ROW 3

97 02:05.910
Andy McLENNAN

31 02:05.710
Lewis WILLIAMS

ROW 2

30 02:05.180
Andrew BIRD

62 02:05.040
Cliff PELLIN

ROW 1

50 02:02.640
Ian LAUGHTON

10 02:00.110
Mike WEBB

POLE

RACE GRID

Morgan Challenge

Race 18

ROW 10		
ROW 9	78 Roger WHITESIDE	5 01:53.170 Phillip TISDALL
ROW 8	56 01:52.010 Steve McDONALD	17 01:51.010 Jack BELLINGER
ROW 7	75 01:49.890 Andrew POTTER	14 01:49.530 Tim CLARK
ROW 6	71 01:48.510 Kelvin LAIDLAW	79 01:48.420 Ulrich VIERHAUS
ROW 5	35 01:48.160 Chris SPRINGALL	89 01:46.860 John EMBERSON
ROW 4	90 01:46.730 Tony RIVERS	6 01:45.110 Simon OREBI GANN
ROW 3	66 01:44.180 Andrew THOMPSON	13 01:43.880 Chris ACKLAM
ROW 2	10 01:42.580 Peter HENRY	87 01:41.730 Tony LEES
ROW 1	69 01:41.720 Phil HOLLINS	29 01:39.720 Keith AHLERS

POLE

No 78 on back of grid due to change of car

RACE GRID

Morgan Challenge

Race 18

ROW 10		
ROW 9	78 Roger WHITESIDE	5 01:53.170 Phillip TISDALL
ROW 8	56 01:52.010 Steve McDONALD	17 01:51.010 Jack BELLINGER
ROW 7	75 01:49.890 Andrew POTTER	14 01:49.530 Tim CLARK
ROW 6	71 01:48.510 Kelvin LAIDLAW	79 01:48.420 Ulrich VIERHAUS
ROW 5	35 01:48.160 Chris SPRINGALL	89 01:46.860 John EMBERSON
ROW 4	90 01:46.730 Tony RIVERS	6 01:45.110 Simon OREBI GANN
ROW 3	66 01:44.180 Andrew THOMPSON	13 01:43.880 Chris ACKLAM
ROW 2	10 01:42.580 Peter HENRY	87 01:41.730 Tony LEES
ROW 1	69 01:41.720 Phil HOLLINS	29 01:39.720 Keith AHLERS
		POLE

No 78 on back of grid due to change of car

RACE GRID

AB Performance RGB Championship

Race 19

ROW 12	30 no second time Stephen DEAN	61 01:56.220 Mike ALLEN
ROW 11	44 01:55.600 Judi DERISLEY	46 01:53.460 Buzz BILLSBERRY
ROW 10	67 01:49.140 Tony CARPENTER	29 01:46.830 Stuart TANTON
ROW 9	68 01:46.350 Adrian MOORE	16 01:45.770 Neil CONSTABLE-BERRY
ROW 8	32 01:45.760 Stephen GRIFFIN	22 01:44.150 Aaron WRIGHT
ROW 7	65 01:44.120 Neil PALMER	49 01:42.570 Tony GAUNT
ROW 6	21 01:41.790 Mathew GREEN	27 01:41.760 Robert GRANT
ROW 5	5 01:40.670 Steve ROBINSON	50 01:39.880 Tim HOVERD
ROW 4	7 01:39.740 Paul ROGERS	88 01:39.480 Richard WISE
ROW 3	63 01:39.200 Colin CHAPMAN	6 01:38.190 John CUTMORE
ROW 2	9 01:38.080 Alastair BOULTON	19 01:37.830 Henry CARR
ROW 1	96 01:37.300 Tim GRAY	1 01:34.710 Derek JONES

POLE

RACE GRID

Strata 21 MGCC BCV8 Championship

Race 20

ROW 12			
ROW 11			1 01:43.150 Joe PARRINGTON
ROW 10	37 02:34.610 Barry HOLMES	9 02:10.710 Steve OKINES	
ROW 9		5 02:09.120 Brian SMETHURST	66 02:05.940 Richard McKOEN
ROW 8	40 02:03.490 Howard GRUNDON	67 02:01.970 David HILL	
ROW 7		8 02:00.870 Rob CROFT	50 01:57.880 Simon CRIPPS
ROW 6	53 01:57.510 Kevin SWANN	33 01:54.150 Max CAWTHORN	
ROW 5		68 01:54.070 Shane TERRY	82 01:53.310 Andrew RILEY
ROW 4	34 01:52.800 Brian CAKEBREAD	75 01:49.040 Martin HALL	
ROW 3		31 01:47.090 Jonnie WHEELER	44 01:47.040 Peter SAMUELS
ROW 2	83 01:47.040 Phil WALKER	97 01:41.140 Adrian BEER	
ROW 1		96 01:39.690 Paul SIBLEY	94 01:38.270 John WILSON

POLE


No 1 moved to back of grid due to change of car

RACE GRID

Cambridge Race Cars Bike-Sports Championship

Race 21

ROW 10		
ROW 9	73 Peter BROWN	17 02:03.100 Keith O'BRIEN
ROW 8	12 01:46.090 Graham MILLER	8 01:43.430 Kenzie BEECROFT
ROW 7	42 01:43.090 Alan WOOD	21 01:41.250 Kevin GOATER
ROW 6	46 01:38.120 James COOK	27 01:36.030 Jean PARKER
ROW 5	33 01:34.840 Marcos BURNETT	80 01:33.360 Christian ENDERBY
ROW 4	25 01:32.830 James BREAKELL	14 01:32.570 Jack MIDDLETON
ROW 3	23 01:32.000 Jay WHEALS	6 01:31.140 Nigel PLACE
ROW 2	30 01:31.060 Simon FORD	29 01:30.860 Ian BANKHURST
ROW 1	95 01:29.580 Richard STABLES	3 01:26.280 Jonathan WRIGHT
	POLE	





Provisional Results - Race 1
750 Motor Club MR2 Championship (Class A)

Pl	No	Cl	Name	Car	Laps	Time	Behind	MPH	Best Lap on	MPH
1	99	MRA	Arthur GILMOUR	Toyota MR2 Mk1	8	16:53.39		62.15	2:02.60	7 64.22
2	98	MRA	Hugh GILMOUR	Toyota MR2 Mk1	8	16:57.87	4.48	61.88	2:03.02	7 64.00
3	79	MRA	Jonathan GRIMES	Toyota MR2 Mk1	8	16:57.99	4.60	61.87	2:03.48	7 63.76
4	45	MRA	David BLOCK	Toyota MR2 Mk1	8	17:20.24	26.85	60.55	2:07.17	7 61.91
5	21	MRA	Ben ROWE	Toyota MR2 Mk1	8	17:22.99	29.60	60.39	2:07.73	8 61.64
6	57	MRA	Toni GLADDING	Toyota MR2 Mk1	8	17:27.77	34.38	60.11	2:05.17	8 62.90
7	15	MRA	David ROWE	Toyota MR2 Mk1	8	17:36.94	43.55	59.59	2:08.14	4 61.44
8	91	MRA	Nick REED	Toyota MR2 Mk1	8	18:02.13	1:08.74	58.21	2:12.71	8 59.33
9	37	MRA	Howes ROBERT	Toyota MR2 Mk1	7	17:00.29	1 Lap	54.02	2:08.35	3 61.34

Fastest Lap

99	MRA	Arthur GILMOUR	Toyota MR2 Mk1						2:02.60	7 64.22
----	-----	----------------	----------------	--	--	--	--	--	---------	---------

Weather / Track: Cloudy / Wet

Start Time : 12:05

Cadwell Park Full

05 Jul 08 12:25


Clerk of Course :

Time Issued :

Chief Timekeeper : Terry Stevens

THESE RESULTS REMAIN PROVISIONAL FOR A MINIMUM OF 30 MINUTES FROM THE TIME OF ISSUE AND UNTIL ALL JUDICIAL AND TECHNICAL MATTERS HAVE BEEN SETTLED

Results produced on HS Sports Timing and Results Systems. Results online at www.750MC.co.uk



Provisional Results - Race 2

Zero Exhausts Thoroughbred Sports Car Championship

Pl	No	Cl	Name	Car	Laps	Time	Behind	MPH	Best Lap on	MPH
1	93	THD	Chris ACKLAM	Morgan +8	8	15:25.65		68.04	1:52.39	5 70.05
2	87	THD	Tony LEES	Morgan +8	8	15:50.88	25.23	66.24	1:56.70	5 67.47
3	56	THC	Ken PATON	Jaguar D Type	8	16:07.32	41.67	65.11	1:57.51	8 67.00
4	1	THC	Mike HAZLEWOOD	Triumph TR6	8	16:07.99	42.34	65.07	1:56.96	8 67.32
5	73	THC	Tim BURNETT	Jaguar D	8	16:09.65	44.00	64.96	1:58.40	5 66.50
6	96	THD	Peter HENRY	Morgan +8	8	16:33.78	1:08.13	63.38	2:00.72	6 65.22
7	36	THB	Colin JONES	MGA Twin Cam	8	16:53.24	1:27.59	62.16	2:04.14	6 63.42
8	59	THC	Tony RIVERS	Morgan Lightweight	8	16:57.85	1:32.20	61.88	2:01.37	7 64.87
9	48	THB	Joe PARRINGTON	MGB GT V8	8	17:02.98	1:37.33	61.57	2:04.18	8 63.40
10	53	THC	Roy CHAMBERLAIN	Triumph TR3	8	17:04.67	1:39.02	61.47	2:04.64	7 63.17
11	69	THC	Richard THORNE	Morgan	8	17:05.04	1:39.39	61.45	2:04.54	7 63.22
12	97	THD	Roger CONNELL	TVR Griffith	8	17:07.10	1:41.45	61.32	2:03.98	7 63.50
13	44	THB	Peter SAMUELS	MGB Roadster	8	17:07.78	1:42.13	61.28	2:04.50	7 63.24
14	55	THC	Andrew POTTER	Morgan Roadster	7	15:29.18	1 Lap	59.31	2:09.16	5 60.96
15	14	THA	Martin LEWIS	MGB Roadster	7	15:42.09	1 Lap	58.50	2:08.88	4 61.09
16	61	THC	Roger WHITESIDE	Morgan Roadster	7	15:43.71	1 Lap	58.40	2:10.22	7 60.46
17	43	THB	Terry HOLMES	MGB GT V8	7	16:01.35	1 Lap	57.33	2:12.62	7 59.37
18	75	THC	Steve CHAPMAN	Triumph TR4	7	16:02.12	1 Lap	57.28	2:08.93	7 61.07
19	89	THD	John EMBERSON	Morgan Roadster	7	16:03.15	1 Lap	57.22	2:12.85	6 59.26
20	71	THC	Graham PADDICK	Kougar Jaguar	7	16:04.92	1 Lap	57.12	2:12.93	5 59.23
21	37	THB	Barry HOLMES	MGB GT V8	7	16:19.23	1 Lap	56.28	2:09.47	7 60.81
22	54	THC	Phillip TIDSALL	Morgan +8	7	16:35.57	1 Lap	55.36	2:15.82	3 57.97
23	79	THC	Ulrich VIERHAUS	Morgan Lightweight	7	16:41.91	1 Lap	55.01	2:16.16	3 57.82

Not-Classified

92	THD	Roy McCARTHY	MGA Roadster	6	11:33.61	DNF	68.11	1:52.54	5	69.96
67	THC	John ELLISON	Triumph TR6	3	6:31.06	DNF	60.40	2:02.50	3	64.27

Fastest Lap

93	THD	Chris ACKLAM	Morgan +8				1:52.39		5	70.05
1	THC	Mike HAZLEWOOD	Triumph TR6				1:56.96		8	67.32
36	THB	Colin JONES	MGA Twin Cam				2:04.14		6	63.42
14	THA	Martin LEWIS	MGB Roadster				2:08.88		4	61.09

Weather / Track: Cloudy / Wet

Start Time : 12:34

Cadwell Park Full

05 Jul 08 12:53

Clerk of Course :

Time Issued :

Chief Timekeeper : Terry Stevens

THESE RESULTS REMAIN PROVISIONAL FOR A MINIMUM OF 30 MINUTES FROM THE TIME OF ISSUE AND UNTIL ALL JUDICIAL AND TECHNICAL MATTERS HAVE BEEN SETTLED

Results produced on HS Sports Timing and Results Systems. Results online at www.750MC.co.uk



Provisional Results - Race 3

MGCC MG Midget Challenge

Pl	No	Cl	Name	Car	Laps	Time	Behind	MPH	Best Lap on	MPH
1	61	MMA	William SMALLRIDGE	MG Midget	8	15:40.35		66.98	1:56.48	5 67.59
2	65	MMA	Martin MORRIS	MG Midget	8	15:50.26	9.91	66.28	1:56.95	7 67.32
3	2	MMB	Dominic MOONEY	Austin Healey Sprite	8	15:50.47	10.12	66.27	1:56.45	8 67.61
4	64	MMA	Richard PERRY	MG Midget	8	16:01.05	20.70	65.54	1:58.56	7 66.41
5	1	MMB	Mark TURNER	Austin Healey Sprite	8	16:02.98	22.63	65.41	1:56.67	7 67.48
6	66	MMA	Tim STORRAR	Austin Healey Sprite	8	16:25.44	45.09	63.92	1:57.01	8 67.29
7	63	MMA	Gil DUFFY	MG Midget	8	16:26.91	46.56	63.82	1:57.65	8 66.92
8	6	MMB	Andrew ACTMAN	Austin Healey Sprite	8	17:14.30	1:33.95	60.90	2:06.88	7 62.05
9	33	MMC	John COLLINSON	MG Midget	8	17:20.21	1:39.86	60.55	2:07.37	7 61.81
10	37	MMC	Andrew LOWIS	MG Midget	8	17:29.11	1:48.76	60.04	2:06.74	7 62.12
11	32	MMC	David PYMM	MG Midget	8	17:33.13	1:52.78	59.81	2:06.31	7 62.33
12	9	MMB	Holly SAMBELL	MG Midget	8	17:42.88	2:02.53	59.26	2:07.65	8 61.68
13	10	MMB	Phil ATTWOOD	MG Midget	8	17:43.08	2:02.73	59.25	2:06.48	6 62.25
14	38	MMC	Adrian CROOT	MG Midget	7	16:10.65	1 Lap	56.78	2:14.72	5 58.44
15	41	MMC	John STANYON	MG Midget	7	17:08.91	1 Lap	53.56	2:21.90	6 55.48
Not-Classified										
	74	MMA	Barry STRONG	Austin Healey Frogeye Sprit	3	6:08.39	DNF	64.12	1:58.42	2 66.49
Non-Starters										
	7	MMB	Peter COLLINSON	MG Midget						
Fastest Lap										
	2	MMB	Dominic MOONEY	Austin Healey Sprite				1:56.45	8	67.61
	61	MMA	William SMALLRIDGE	MG Midget				1:56.48	5	67.59
	32	MMC	David PYMM	MG Midget				2:06.31	7	62.33

Weather / Track: Sunny / Wet

Start Time : 13:42

Cadwell Park Full

05 Jul 08 14:01

Clerk of Course :

Time Issued :

Chief Timekeeper : Terry Stevens

THESE RESULTS REMAIN PROVISIONAL FOR A MINIMUM OF 30 MINUTES FROM THE TIME OF ISSUE AND UNTIL ALL JUDICIAL AND TECHNICAL MATTERS HAVE BEEN SETTLED

Results produced on HS Sports Timing and Results Systems. Results online at www.750MC.co.uk



750 Motor Club Formula Vee Championship

Provisional Results - Race 4 (Amended)

Pl	No	Cl	Name	Car	Laps	Time	Behind	MPH	Best Lap on	MPH
1	3	FV	Daniel HANDS	GAC 001	9	15:54.72		74.22	1:44.09	6 75.64
2	7	FV	Ian BUXTON	GAC	9	15:55.31	0.59	74.17	1:43.98	7 75.72
3	44	FV	Paul SMITH	GAC 02	9	16:10.04	15.32	73.05	1:44.36	3 75.44
4	94	FV	Peter BELSEY	Spyder MK2	9	16:19.95	25.23	72.31	1:45.19	8 74.85
5	2	FV	Martin FARMER	Sheane	9	16:25.87	31.15	71.87	1:47.13	7 73.49
6	25	FV	Jason MILLS	GAC 03	9	16:37.02	42.30	71.07	1:45.00	5 74.98
7	9	FV	Stephen GLASSWELL	Storm	9	16:39.84	45.12	70.87	1:46.80	7 73.72
8	87	FV	Jenny ANDERSON	GAC 01	9	16:40.16	45.44	70.85	1:47.09	7 73.52
9	14	FV	Steve OUGH	AHS Challenger	9	16:52.42	57.70	69.99	1:48.89	5 72.30
10	10	FV	Jamie CONYERS	GAC 03	9	16:53.46	58.74	69.92	1:47.70	3 73.10
11	55	FV	Peter STUDER	Sheane	9	17:06.52	1:11.80	69.03	1:50.81	8 71.05
12	27	FV	John HUGHES	Scarab MK5	9	17:17.11	1:22.39	68.32	1:49.89	4 71.65
13	36	FVB	Tim HILL	Sheane Mk3	9	17:21.73	1:27.01	68.02	1:51.67	5 70.50
14	73	FV	Clinton BELL	Venom	9	17:33.07	1:38.35	67.29	1:53.15	5 69.58
15	90	FV	Braden CONNOLLY	Sheane 96	9	17:34.17	1:39.45	67.22	1:53.21	7 69.55
16	43	FV	Neale HURREN	AHS Challenger	9	17:36.62	1:41.90	67.06	1:52.74	7 69.84
17	31	FVB	Phillip FOSTER	AHS Challenger	9	17:36.69	1:41.97	67.06	1:53.43	7 69.41
18	45	FV	Graham KIDDY	Ray Bowles	8	16:27.77	1 Lap	63.77	1:52.37	7 70.06
19	72	FVB	James CONYERS	Leastone	8	16:48.94	1 Lap	62.43	2:02.81	6 64.11
20	26	FV	Peter ANDREWS	Sheane Mk2	8	17:34.17	1 Lap	59.75	2:05.77	7 62.60
21	30	FV	Chris WILSHER	Sheane FV97	8	17:36.22	1 Lap	59.63	2:06.78	6 62.10

Not-Classified

48	FV	Tim PROBERT	Storm FF1	5	9:30.11	DNF	69.05	1:50.46	3 71.28
67	FV	Paul TAYLOR	AHS Challenger	4	7:35.22	DNF	69.18	1:49.51	3 71.89

Exclusions

13	FV	Warren SMITH	Storm SF1	Eligibility - C(a)60, C(b)1						
21	FV	Richard POTTERTON	Scarab Mk2	Eligibility - C(a)60, C(b)1						
35	FV	Gordon BESHAW	Leastone	Eligibility - C(a)60, C(b)1						

Non-Starters

52	FV	Maryellen CHEAL	AHS Challenger							
----	----	-----------------	----------------	--	--	--	--	--	--	--

Fastest Lap

7	FV	Ian BUXTON	GAC				1:43.98	7 75.72
36	FVB	Tim HILL	Sheane Mk3				1:51.67	5 70.50

Weather / Track: Sunny / Damp

Start Time : 14:14

Cadwell Park Full

05 Jul 08 17:31

Clerk of Course :


Time Issued :

17.33

Chief Timekeeper : Terry Stevens

THESE RESULTS REMAIN PROVISIONAL FOR A MINIMUM OF 30 MINUTES FROM THE TIME OF ISSUE AND UNTIL ALL JUDICIAL AND TECHNICAL MATTERS HAVE BEEN SETTLED.

Results produced on HS Sports Timing and Results Systems



Provisional Results - Race 5
750 Motor Club MR2 Championship (Class B)

Pl	No	CI	Name	Car	Laps	Time	Behind	MPH	Best Lap on	MPH
1	73	MRB	Mark JESSOP	Toyota MR2 Mk2	6	11:00.46		71.52	1:48.32	5 72.68
2	58	MRB	Steve LUMLEY	Toyota MR2 Mk2	6	11:02.49	2.03	71.31	1:48.53	4 72.54
3	88	MRB	Airic KITSON	Toyota MR2 Mk2	6	11:02.91	2.45	71.26	1:48.49	4 72.57
4	80	MRB	Adam LITCHFIELD	Toyota MR2 Mk2	6	11:07.04	6.58	70.82	1:49.13	3 72.15
5	10	MRB	Alan HENDERSON	Toyota MR2 Mk2	6	11:13.52	13.06	70.14	1:48.40	4 72.63
6	1	MRB	Patrick MORTELL	Toyota MR2 Mk2	6	11:14.78	14.32	70.01	1:50.05	4 71.54
7	64	MRB	Matthew MARSH	Toyota MR2 Mk2	6	11:21.03	20.57	69.36	1:51.66	3 70.51
8	95	MRB	Anthony DAY	Toyota MR2 Mk2	6	11:21.65	21.19	69.30	1:51.00	6 70.93
9	7	MRB	John WILSON	Toyota MR2 Mk2	6	11:22.78	22.32	69.19	1:50.84	5 71.03
10	18	MRB	David HENDERSON	Toyota MR2 Mk2	6	11:28.17	27.71	68.64	1:51.53	5 70.59
11	14	MRB	Rob HORSFIELD	Toyota MR2 Mk2	6	11:28.82	28.36	68.58	1:51.30	4 70.74
12	6	MRB	Clive MORPHETT	Toyota MR2 Mk2	6	11:29.88	29.42	68.47	1:51.56	4 70.57
13	5	MRB	Lee BULLOCK	Toyota MR2 Mk2	6	11:31.64	31.18	68.30	1:51.55	5 70.58
14	4	MRB	Nick JONES	Toyota MR2 Mk2	6	11:32.53	32.07	68.21	1:51.57	6 70.57
15	11	MRB	David LITCHFIELD	Toyota MR2 Mk2	6	11:32.97	32.51	68.17	1:49.77	6 71.72
16	24	MRB	Alex HODGKINSON	Toyota MR2 Mk2	6	11:51.54	51.08	66.39	1:54.10	6 69.00
17	26	MRB	Jeff HOLDEN	Toyota MR2 Mk2	6	11:52.73	52.27	66.28	1:55.67	5 68.07
18	17	MRB	Marcus MAHY	Toyota MR2 Mk2	6	12:02.55	1:02.09	65.38	1:56.98	2 67.30
19	42	MRB	Chris STEWART	Toyota MR2 Mk2	6	12:18.05	1:17.59	64.01	1:58.03	2 66.71
<u>Not-Classified</u>										
	2	MRB	Rowland WOOLLEY	Toyota MR2 Mk2	5	9:31.51	DNF	68.88	1:49.68	3 71.78
	16	MRB	Dominic JACKSON	Toyota MR2 Mk2	0		Starter	0.00		
<u>Non-Starters</u>										
	12	MRB	Phil WILSON	Toyota MR2 Mk2						
	28	MRB	Zac CHAPMAN	Toyota MR2 Mk2						
<u>Fastest Lap</u>										
	73	MRB	Mark JESSOP	Toyota MR2 Mk2				1:48.32	5	72.68

Weather / Track: Sunny / Damp in places

Start Time : 15:09

Cadwell Park Full

05 Jul 08 15:25

Clerk of Course :

Time Issued :

Chief Timekeeper : Terry Stevens

THESE RESULTS REMAIN PROVISIONAL FOR A MINIMUM OF 30 MINUTES FROM THE TIME OF ISSUE AND UNTIL ALL JUDICIAL AND TECHNICAL MATTERS HAVE BEEN SETTLED

Results produced on HS Sports Timing and Results Systems. Results online at www.750MC.co.uk



Provisional Results - Race 6

750 Motor Club Hot Hatch & Allcomers

Pl	No	Cl	Name	Car	Laps	Time	Behind	MPH	Best Lap on	MPH
1	95	AC	Richard STABLES	Radical 6 Prosport	10	15:55.50		82.40	1:31.65	2 85.91
2	4	AC	Jack MIDDLETON	Radical Prosport	10	16:27.17	31.67	79.76	1:35.48	9 82.46
3	36	AC	Josh RONCHETTI	Talbot Sunbeam Lotus	10	16:37.27	41.77	78.95	1:37.46	7 80.78
4	63	AC	Colin CHAPMAN	Fisher Fury	10	17:00.13	1:04.63	77.18	1:39.22	9 79.35
5	5	AC	Tim HOVERD	Fisher Fury	10	17:23.03	1:27.53	75.48	1:41.67	10 77.44
6	17	AC	David WALE	Fisher Fury	10	17:33.28	1:37.78	74.75	1:39.97	10 78.76
7	49	AC	Tony GAUNT	Wolfe ZXR	9	16:00.45	1 Lap	73.78	1:42.08	8 77.13
8	2	HHA	Ilsa COX	Peugeot 206 GTi	9	16:01.76	1 Lap	73.68	1:43.36	4 76.17
9	97	HHA	Andy McLENNAN	Suzuki Swift GTi	9	16:05.01	1 Lap	73.43	1:44.38	9 75.43
10	65	AC	Neil PALMER	RAW Fulcrum	9	16:12.22	1 Lap	72.88	1:43.00	9 76.44
11	22	AC	Aaron WRIGHT	Fisher Fury	9	16:13.15	1 Lap	72.81	1:44.19	8 75.57
12	68	AC	Adrian MOORE	Genesis Evo	9	16:15.23	1 Lap	72.66	1:44.26	7 75.52
13	64	HHA	Tony DOLLEY	Peugeot 206 GTi	9	16:24.48	1 Lap	71.98	1:44.14	8 75.60
14	1	HHA	Brian COX	Peugeot 206 GTi	9	16:30.80	1 Lap	71.52	1:46.82	8 73.71
15	62	HHA	Cliff PELLIN	Ford Fiesta XR2	9	16:32.44	1 Lap	71.40	1:46.50	9 73.93
16	31	HHA	Lewis WILLIAMS	Ford Fiesta XR2	9	16:33.82	1 Lap	71.30	1:45.40	9 74.70
17	15	HHA	Kevin PULLAN	Honda Type R	9	17:09.18	1 Lap	68.85	1:50.36	8 71.34
18	44	AC	Judi DERISLEY	Fisher Fury	9	17:52.11	1 Lap	66.09	1:55.09	8 68.41
19	73	AC	Peter BROWN	Radical Clubsport	8	15:58.32	2 Laps	65.73	1:49.86	7 71.67
20	83	HHA	Bill GREGORY	Citroen Saxo VTR	8	16:22.77	2 Laps	64.09	1:59.02	7 66.15
21	14	AC	Martin LEWIS	MGB	8	17:00.31	2 Laps	61.73	2:02.48	7 64.28
22	50	HHA	Ian LAUGHTON	Ford Fiesta Mk3	8	17:30.51	2 Laps	59.96	1:47.27	8 73.40
23	84	HHA	John WILLIAMS	MG Maestro	8	18:07.43	2 Laps	57.92	2:12.05	7 59.62

Not-Classified

23	AC	Jay WHEALS	Speads RS08	4	6:29.25	DNF	80.91	1:32.86	2 84.79
10	HHA	Mike WEBB	Focus ST170	4	7:08.52	DNF	73.49	1:43.81	3 75.84
77	AC	Andrew WILSON	SC100 Wiskid	3	6:09.64	DNF	63.90	1:49.93	3 71.62
30	HHA	Andrew BIRD	Citroen Saxo VTR	1	2:04.44	DNF	63.27	1:59.49	1 65.89

Fastest Lap

95	AC	Richard STABLES	Radical 6 Prosport				1:31.65	2 85.91
2	HHA	Ilsa COX	Peugeot 206 GTi				1:43.36	4 76.17
97	HHA	Andy McLENNAN	Suzuki Swift GTi				1:44.38	9 75.43
15	HHA	Kevin PULLAN	Honda Type R				1:50.36	8 71.34

Weather / Track:

Start Time : 15:37

Cadwell Park Full

05 Jul 08 15:56

Clerk of Course :


Time Issued :

Chief Timekeeper : Terry Stevens

16:12

THESE RESULTS REMAIN PROVISIONAL FOR A MINIMUM OF 30 MINUTES FROM THE TIME OF ISSUE AND UNTIL ALL JUDICIAL AND TECHNICAL MATTERS HAVE BEEN SETTLED

Results produced on HS Sports Timing and Results Systems. Results online at www.750MC.co.uk



Provisional Results - Race 7
750 Motor Club MR2 Championship (Class A)

Pl	No	Cl	Name	Car	Laps	Time	Behind	MPH	Best Lap on	MPH
1	99	MRA	Arthur GILMOUR	Toyota MR2 Mk1	8	15:16.23		68.74	1:53.07	4 69.63
2	79	MRA	Jonathan GRIMES	Toyota MR2 Mk1	8	15:34.60	18.37	67.39	1:54.47	2 68.78
3	98	MRA	Hugh GILMOUR	Toyota MR2 Mk1	8	15:35.08	18.85	67.36	1:54.60	6 68.70
4	37	MRA	Howes ROBERT	Toyota MR2 Mk1	8	15:59.10	42.87	65.67	1:57.58	7 66.96
5	45	MRA	David BLOCK	Toyota MR2 Mk1	8	16:00.26	44.03	65.59	1:56.12	2 67.80
6	57	MRA	Toni GLADDING	Toyota MR2 Mk1	8	16:01.97	45.74	65.48	1:57.38	7 67.07
7	91	MRA	Nick REED	Toyota MR2 Mk1	8	16:02.48	46.25	65.44	1:57.22	7 67.17
8	21	MRA	Ben ROWE	Toyota MR2 Mk1	8	16:05.90	49.67	65.21	1:58.02	6 66.71
<u>Not-Classified</u>										
	15	MRA	David ROWE	Toyota MR2 Mk1	4	8:21.66	DNF	62.78	1:59.37	2 65.96
<u>Fastest Lap</u>										
	99	MRA	Arthur GILMOUR	Toyota MR2 Mk1					1:53.07	4 69.63

Weather / Track: Sunny / Dry

Start Time : 16:02

Cadwell Park Full

05 Jul 08 16:19

Clerk of Course :


Time Issued :

Chief Timekeeper : Terry Stevens

16:35

THESE RESULTS REMAIN PROVISIONAL FOR A MINIMUM OF 30 MINUTES FROM THE TIME OF ISSUE AND UNTIL ALL JUDICIAL AND TECHNICAL MATTERS HAVE BEEN SETTLED

Results produced on HS Sports Timing and Results Systems. Results online at www.750MC.co.uk



Provisional Results - Race 8

Zero Exhausts Thoroughbred Sports Car Championship

Pl	No	Cl	Name	Car	Laps	Time	Behind	MPH	Best Lap on	MPH
1	87	THD	Tony LEES	Morgan +8	9	15:46.72		74.85	1:43.25	6 76.25
2	93	THD	Chris ACKLAM	Morgan +8	9	15:46.95	0.23	74.83	1:43.55	4 76.03
3	56	THC	Ken PATON	Jaguar D Type	9	15:48.01	1.29	74.74	1:43.32	6 76.20
4	96	THD	Peter HENRY	Morgan +8	9	15:58.65	11.93	73.92	1:43.72	5 75.91
5	1	THC	Mike HAZLEWOOD	Triumph TR6	9	16:02.81	16.09	73.60	1:43.24	5 76.26
6	73	THC	Tim BURNETT	Jaguar D	9	16:03.92	17.20	73.51	1:44.78	4 75.14
7	44	THB	Peter SAMUELS	MGB Roadster	9	16:05.05	18.33	73.43	1:44.84	3 75.10
8	69	THC	Richard THORNE	Morgan	9	16:28.86	42.14	71.66	1:46.24	6 74.11
9	59	THC	Tony RIVERS	Morgan Lightweight	9	16:29.34	42.62	71.62	1:46.43	6 73.98
10	53	THC	Roy CHAMBERLAIN	Triumph TR3	9	17:08.99	1:22.27	68.86	1:51.68	7 70.50
11	48	THB	Joe PARRINGTON	MGB GT V8	9	17:09.43	1:22.71	68.83	1:51.42	6 70.66
12	97	THD	Roger CONNELL	TVR Griffith	9	17:09.74	1:23.02	68.81	1:51.38	6 70.69
13	89	THD	John EMBERSON	Morgan Roadster	9	17:11.09	1:24.37	68.72	1:50.86	5 71.02
14	55	THC	Andrew POTTER	Morgan Roadster	9	17:11.60	1:24.88	68.69	1:51.11	7 70.86
15	71	THC	Graham PADDICK	Kougar Jaguar	9	17:13.19	1:26.47	68.58	1:50.37	7 71.33
16	6	THC	Simon OREBI GANN	Morgan Roadster	9	17:14.03	1:27.31	68.53	1:49.43	7 71.95
17	36	THB	Colin JONES	MGA Twin Cam	9	17:14.42	1:27.70	68.50	1:50.48	7 71.26
18	61	THC	Roger WHITESIDE	Morgan Roadster	9	17:15.89	1:29.17	68.40	1:51.04	7 70.90
19	37	THB	Barry HOLMES	MGB GT V8	9	17:15.93	1:29.21	68.40	1:50.68	7 71.13
20	79	THC	Ulrich VIERHAUS	Morgan Lightweight	9	17:20.06	1:33.34	68.13	1:50.94	7 70.97
21	75	THC	Steve CHAPMAN	Triumph TR4	9	17:20.92	1:34.20	68.07	1:51.45	5 70.64
22	43	THB	Terry HOLMES	MGB GT V8	9	17:33.63	1:46.91	67.25	1:53.21	3 69.55
23	54	THC	Phillip TISDALL	Morgan +8	8	15:53.95	1 Lap	66.03	1:55.30	3 68.28
24	14	THA	Martin LEWIS	MGB Roadster	7	16:22.13	2 Laps	56.12	1:58.67	4 66.35

Not-Classified

92	THD	Roy McCARTHY	MGA Roadster	5	9:15.64	DNF	70.85	1:47.59	4	73.18
----	-----	--------------	--------------	---	---------	-----	-------	---------	---	-------

Non-Starters

67	THC	John ELLISON	Triumph TR6							
----	-----	--------------	-------------	--	--	--	--	--	--	--

Fastest Lap

1	THC	Mike HAZLEWOOD	Triumph TR6				1:43.24		5	76.26
87	THD	Tony LEES	Morgan +8				1:43.25		6	76.25
44	THB	Peter SAMUELS	MGB Roadster				1:44.84		3	75.10
14	THA	Martin LEWIS	MGB Roadster				1:58.67		4	66.35

Weather / Track: Sunny / Dry

Start Time : 16:28

Cadwell Park Full

05 Jul 08 16:47


Clerk of Course :

Time Issued :

Chief Timekeeper : Terry Stevens

THESE RESULTS REMAIN PROVISIONAL FOR A MINIMUM OF 30 MINUTES FROM THE TIME OF ISSUE AND UNTIL ALL JUDICIAL AND TECHNICAL MATTERS HAVE BEEN SETTLED

Results produced on HS Sports Timing and Results Systems. Results online at www.750MC.co.uk



Provisional Results - Race 9

MGCC MG Midget Challenge


Pl	No	Cl	Name	Car	Laps	Time	Behind	MPH	Best Lap on	MPH
1	61	MMA	William SMALLRIDGE	MG Midget	9	15:09.29		77.93	1:38.71	5 79.76
2	63	MMA	Gil DUFFY	MG Midget	9	15:43.53	34.24	75.10	1:42.11	7 77.11
3	65	MMA	Martin MORRIS	MG Midget	9	15:43.83	34.54	75.08	1:42.20	7 77.04
4	64	MMA	Richard PERRY	MG Midget	9	15:59.37	50.08	73.86	1:44.98	5 75.00
5	2	MMB	Dominic MOONEY	Austin Healey Sprite	9	15:59.79	50.50	73.83	1:45.03	6 74.96
6	1	MMB	Mark TURNER	Austin Healey Sprite	9	16:00.28	50.99	73.79	1:44.63	9 75.25
7	6	MMB	Andrew ACTMAN	Austin Healey Sprite	8	15:19.34	1 Lap	68.51	1:52.60	4 69.92
8	32	MMC	David PYMM	MG Midget	8	15:21.81	1 Lap	68.33	1:52.90	4 69.74
9	37	MMC	Andrew LOWIS	MG Midget	8	15:28.46	1 Lap	67.84	1:53.79	7 69.19
10	33	MMC	John COLLINSON	MG Midget	8	15:30.71	1 Lap	67.67	1:53.05	2 69.64
11	9	MMB	Holly SAMBELL	MG Midget	8	16:07.15	1 Lap	65.12	1:56.75	8 67.44
12	10	MMB	Phil ATTWOOD	MG Midget	8	16:17.24	1 Lap	64.45	1:57.61	6 66.94
13	38	MMC	Adrian CROOT	MG Midget	8	16:31.64	1 Lap	63.52	2:01.38	4 64.86
Not-Classified										
	66	MMA	Tim STORRAR	Austin Healey Sprite	5	8:57.03	DNF	73.30	1:44.84	5 75.10
Non-Starters										
	41	MMC	John STANYON	MG Midget						
	7	MMB	Peter COLLINSON	MG Midget						
	74	MMA	Barry STRONG	Austin Healey Frogeye Sprit						
Fastest Lap										
	61	MMA	William SMALLRIDGE	MG Midget					1:38.71	5 79.76
	1	MMB	Mark TURNER	Austin Healey Sprite					1:44.63	9 75.25
	32	MMC	David PYMM	MG Midget					1:52.90	4 69.74

Weather / Track: Cloudy / Dry

Start Time : 16:59

Cadwell Park Full

05 Jul 08 17:16

Clerk of Course: 	Time Issued: 17.22	Chief Timekeeper: Terry Stevens
---	--------------------	---------------------------------

THESE RESULTS REMAIN PROVISIONAL FOR A MINIMUM OF 30 MINUTES FROM THE TIME OF ISSUE AND UNTIL ALL JUDICIAL AND TECHNICAL MATTERS HAVE BEEN SETTLED

Results produced on HS Sports Timing and Results Systems. Results online at www.750MC.co.uk



Provisional Results - Race 10
Historic F3 1 litre & Junior Challenge

Pl	No	Cl	Name	Car	Laps	Time	Behind	MPH	Best Lap on	MPH
1	89	HF3	Juerg TOBLER	Chevron B17	12	20:13.05		77.89	1:39.04	8 79.50
2	81	HF3	Steve WILKINSON	Brabham BT21	11	20:51.12	1 Lap	69.22	1:52.26	9 70.13
3	70	HF3	Bob BIRRELL	Brabham BT16	11	21:38.90	1 Lap	66.68	1:53.99	2 69.07
4	88	HF3	John BOYES	Lotus 20	11	21:55.48	1 Lap	65.84	1:55.90	7 67.93
5	65	HF3	George COOPER	Cooper T59	11	21:55.73	1 Lap	65.82	1:55.71	11 68.04
6	36	HF3	Clive TEMPLE	Cooper T56	10	20:33.37	2 Laps	63.83	1:58.27	10 66.57
7	84	HF3	Steve FUTTER	Lotus 20	10	20:36.78	2 Laps	63.66	2:00.54	8 65.32
8	32	HF3	John DOWSON	Elva 200	10	20:43.54	2 Laps	63.31	1:59.88	10 65.68

Not-Classified

96	HF3	Geoffroy RIVET	Brabham BT28	1	1:48.70	DNF	72.43	1:46.42	1 73.98
----	-----	----------------	--------------	---	---------	-----	-------	---------	---------

Fastest Lap

89	HF3	Juerg TOBLER	Chevron B17					1:39.04	8 79.50
----	-----	--------------	-------------	--	--	--	--	---------	---------

No 89 - NO TRANSPONDER SIGNAL DETECTED

Weather / Track: Bright / Dry

Start Time : 17:25


Cadwell Park Full

05 Jul 08 17:48

Clerk of Course <i>Tan Oh</i>	Time Issued : 17.54	Chief Timekeeper : Terry Stevens
----------------------------------	------------------------	----------------------------------

THESE RESULTS REMAIN PROVISIONAL FOR A MINIMUM OF 30 MINUTES FROM THE TIME OF ISSUE AND UNTIL ALL JUDICIAL AND TECHNICAL MATTERS HAVE BEEN SETTLED

Results produced on HS Sports Timing and Results Systems. Results online at www.750MC.co.uk



Provisional Results - Race 11
750 Motor Club MR2 Championship (Class B)

Pl	No	Cl	Name	Car	Laps	Time	Behind	MPH	Best Lap on	MPH
1	73	MRB	Mark JESSOP	Toyota MR2 Mk2	9	16:13.23		72.81	1:46.28	4 74.08
2	58	MRB	Steve LUMLEY	Toyota MR2 Mk2	9	16:17.45	4.22	72.49	1:46.60	4 73.86
3	88	MRB	Airic KITSON	Toyota MR2 Mk2	9	16:31.07	17.84	71.50	1:47.37	5 73.33
4	16	MRB	Dominic JACKSON	Toyota MR2 Mk2	9	16:33.42	20.19	71.33	1:48.89	6 72.30
5	80	MRB	Adam LITCHFIELD	Toyota MR2 Mk2	9	16:33.67	20.44	71.31	1:47.70	7 73.10
6	10	MRB	Alan HENDERSON	Toyota MR2 Mk2	9	16:34.12	20.89	71.28	1:47.57	7 73.19
7	28	MRB	Zac CHAPMAN	Toyota MR2 Mk2	9	16:34.81	21.58	71.23	1:48.35	7 72.66
8	1	MRB	Patrick MORTELL	Toyota MR2 Mk2	9	16:35.11	21.88	71.21	1:48.47	7 72.58
9	95	MRB	Anthony DAY	Toyota MR2 Mk2	9	16:42.57	29.34	70.68	1:49.45	6 71.93
10	64	MRB	Matthew MARSH	Toyota MR2 Mk2	9	16:44.06	30.83	70.57	1:49.59	8 71.84
11	2	MRB	Rowland WOOLLEY	Toyota MR2 Mk2	9	16:48.26	35.03	70.28	1:49.78	7 71.72
12	18	MRB	David HENDERSON	Toyota MR2 Mk2	9	16:49.27	36.04	70.21	1:50.28	3 71.39
13	6	MRB	Clive MORPHETT	Toyota MR2 Mk2	9	16:53.48	40.25	69.92	1:50.40	2 71.32
14	7	MRB	John WILSON	Toyota MR2 Mk2	9	16:54.03	40.80	69.88	1:49.69	2 71.78
15	5	MRB	Lee BULLOCK	Toyota MR2 Mk2	9	17:00.15	46.92	69.46	1:50.60	5 71.19
16	24	MRB	Alex HODGKINSON	Toyota MR2 Mk2	9	17:13.87	1:00.64	68.54	1:50.95	5 70.96
17	26	MRB	Jeff HOLDEN	Toyota MR2 Mk2	9	17:14.65	1:01.42	68.49	1:52.26	3 70.13
18	14	MRB	Rob HORSFIELD	Toyota MR2 Mk2	9	17:14.90	1:01.67	68.47	1:49.84	8 71.68
19	17	MRB	Marcus MAHY	Toyota MR2 Mk2	9	17:40.17	1:26.94	66.84	1:55.73	8 68.03

Not-Classified

11	MRB	David LITCHFIELD	Toyota MR2 Mk2	8	14:46.66	DNF	71.04	1:48.75	7 72.40
----	-----	------------------	----------------	---	----------	-----	-------	---------	---------

Non-Starters

12	MRB	Phil WILSON	Toyota MR2 Mk2
4	MRB	Nick JONES	Toyota MR2 Mk2
42	MRB	Chris STEWART	Toyota MR2 Mk2

Fastest Lap


73	MRB	Mark JESSOP	Toyota MR2 Mk2				1:46.28	4 74.08
----	-----	-------------	----------------	--	--	--	---------	---------

Weather / Track: Sunny / Dry

Start Time : 17:51

Cadwell Park Full

05 Jul 08 18:10

Clerk of Course : 	Time Issued : 18.14.	Chief Timekeeper : Terry Stevens
--	----------------------	----------------------------------

THESE RESULTS REMAIN PROVISIONAL FOR A MINIMUM OF 30 MINUTES FROM THE TIME OF ISSUE AND UNTIL ALL JUDICIAL AND TECHNICAL MATTERS HAVE BEEN SETTLED



Provisional Results - Race 12

Historic F3 1 litre & Junior Challenge

Pl	No	Cl	Name	Car	Laps	Time	Behind	MPH	Best Lap on	MPH
1	89	HF3	Juerg TOBLER	Chevron B17	12	20:17.49		77.60	1:39.57	3 79.07
2	88	HF3	John BOYES	Lotus 20	11	21:23.12	1 Lap	67.50	1:53.66	11 69.27
3	65	HF3	George COOPER	Cooper T59	11	21:25.64	1 Lap	67.36	1:54.67	9 68.66
4	84	HF3	Steve FUTTER	Lotus 20	11	21:30.83	1 Lap	67.09	1:54.72	9 68.63
5	32	HF3	John DOWSON	Elva 200	11	21:32.57	1 Lap	67.00	1:55.04	10 68.44
6	36	HF3	Clive TEMPLE	Cooper T56	11	21:33.38	1 Lap	66.96	1:55.20	10 68.34
<u>Not-Classified</u>										
	81	HF3	Steve WILKINSON	Brabham BT21	5	9:24.59	DNF	69.72	1:50.48	5 71.26
<u>Non-Starters</u>										
	70	HF3	Bob BIRRELL	Brabham BT16						
	96	HF3	Geoffroy RIVET	Brabham BT28						
<u>Fastest Lap</u>										
	89	HF3	Juerg TOBLER	Chevron B17				1:39.57	3	79.07

Weather / Track: Cloudy / Dry

Start Time : 10:38

Cadwell Park Full

06 Jul 08 11:00

Clerk of Course :


Time Issued :

Chief Timekeeper : Terry Stevens

11:33

THESE RESULTS REMAIN PROVISIONAL FOR A MINIMUM OF 30 MINUTES FROM THE TIME OF ISSUE AND UNTIL ALL JUDICIAL AND TECHNICAL MATTERS HAVE BEEN SETTLED

Results produced on HS Sports Timing and Results Systems. Results online at www.750MC.co.uk



Provisional Results - Race 13
750 Motor Club Formula Vee Championship

Pl	No	Cl	Name	Car	Laps	Time	Behind	MPH	Best Lap on	MPH
1	44	FV	Paul SMITH	GAC 02	9	16:14.49		72.71	1:40.96	8 77.98
2	3	FV	Daniel HANDS	GAC 001	9	16:17.24	2.75	72.51	1:41.37	8 77.67
3	2	FV	Martin FARMER	Sheane	9	16:22.89	8.40	72.09	1:42.81	9 76.58
4	25	FV	Jason MILLS	GAC 03	9	16:23.01	8.52	72.08	1:41.14	8 77.84
5	94	FV	Peter BELSEY	Spyder MK2	9	16:27.22	12.73	71.78	1:42.64	8 76.71
6	87	FV	Jenny ANDERSON	GAC 01	9	16:39.78	25.29	70.87	1:45.38	8 74.71
7	9	FV	Stephen GLASSWELL	Storm	9	16:39.87	25.38	70.87	1:44.10	9 75.63
8	67	FV	Paul TAYLOR	AHS Challenger	9	16:45.48	30.99	70.47	1:44.90	9 75.05
9	14	FV	Steve OUGH	AHS Challenger	9	16:46.48	31.99	70.40	1:44.83	8 75.10
10	10	FV	Jamie CONYERS	GAC 03	9	16:46.49	32.00	70.40	1:44.81	8 75.12
11	27	FV	John HUGHES	Scarab MK5	9	16:47.61	33.12	70.32	1:42.60	9 76.74
12	48	FV	Tim PROBERT	Storm FF1	9	17:00.17	45.68	69.46	1:44.52	9 75.33
13	55	FV	Peter STUDER	Sheane	9	17:26.36	1:11.87	67.72	1:47.93	9 72.95
14	73	FV	Clinton BELL	Venom	9	17:26.62	1:12.13	67.70	1:48.07	9 72.85
15	13	FV	Warren SMITH	Storm SF1	9	17:26.92	1:12.43	67.68	1:48.18	9 72.78
16	36	FVB	Tim HILL	Sheane Mk3	9	17:27.57	1:13.08	67.64	1:47.82	9 73.02
17	43	FV	Neale HURREN	AHS Challenger	9	17:34.12	1:19.63	67.22	1:48.40	8 72.63
18	31	FVB	Phillip FOSTER	AHS Challenger	9	17:34.75	1:20.26	67.18	1:48.91	8 72.29
19	21	FV	Richard POTTERTON	Scarab Mk2	9	17:57.07	1:42.58	65.79	1:52.47	9 70.00
20	72	FVB	James CONYERS	Leystone	8	16:38.40	1 Lap	63.09	1:56.74	2 67.44
21	26	FV	Peter ANDREWS	Sheane Mk2	8	18:15.26	1 Lap	57.51	2:08.53	8 61.26
22	52	FV	Maryellen CHEAL	AHS Challenger	7	16:14.34	2 Laps	56.56	2:08.00	7 61.51

Not-Classified

90	FV	Braden CONNOLLY	Sheane 96	7	13:58.30	DNF	65.74	1:54.59	2 68.71
7	FV	Ian BUXTON	GAC	3	5:35.97	DNF	70.30	1:47.85	2 73.00
45	FV	Graham KIDDY	Ray Bowles	2	3:51.12	DNF	68.13	1:49.16	2 72.13

Non-Starters

30	FV	Chris WILSHER	Sheane FV97						
35	FV	Gordon BESHAW	Leystone						

Fastest Lap

44	FV	Paul SMITH	GAC 02				1:40.96	8 77.98
36	FVB	Tim HILL	Sheane Mk3				1:47.82	9 73.02

Weather / Track: Changeable / Changeable

Start Time : 11:13

Cadwell Park Full

06 Jul 08 11:33

Clerk of Course :


Time Issued :

Chief Timekeeper : Terry Stevens

11:43

THESE RESULTS REMAIN PROVISIONAL FOR A MINIMUM OF 30 MINUTES FROM THE TIME OF ISSUE AND UNTIL ALL JUDICIAL AND TECHNICAL MATTERS HAVE BEEN SETTLED

Results produced on HS Sports Timing and Results Systems. Results online at www.750MC.co.uk



Amended

Provisional Results - Race 14

AB Performance RGB Championship

Pl	No	Cl	Name	Car	Laps	Time	Behind	MPH	Best Lap on	MPH
1	1	BEA	Derek JONES	BDN S2	12	19:40.02		80.07	1:34.81	8 83.04
2	96	BEC	Tim GRAY	Raw Fulcrum	12	20:02.25	22.23	78.58	1:38.06	11 80.29
3	6	BEC	John CUTMORE	Westfield Megablade	12	20:13.38	33.36	77.86	1:37.22	9 80.98
4	9	BEC	Alastair BOULTON	Stuart Taylor Phoenix	12	20:13.47	33.45	77.86	1:37.28	10 80.93
5	63	BEC	Colin CHAPMAN	Fisher Fury	12	20:19.27	39.25	77.49	1:37.92	9 80.40
6	21	BEC	Mathew GREEN	Fisher Fury	12	21:06.90	1:26.88	74.57	1:42.51	8 76.80
7	68	BEB	Adrian MOORE	Genesis Evo	12	21:17.06	1:37.04	73.98	1:43.26	10 76.25
8	27	BEC	Robert GRANT	Raw Striker	12	21:17.55	1:37.53	73.95	1:43.03	10 76.42
9	29	BEC	Stuart TANTON	Fisher Fury	12	21:17.84	1:37.82	73.94	1:42.96	10 76.47
10	65	BEC	Neil PALMER	Raw Fulcrum	11	19:42.81	1 Lap	73.22	1:43.38	10 76.16
11	32	BEC	Stephen GRIFFIN	MK Indy	11	19:51.91	1 Lap	72.66	1:43.50	8 76.07
12	67	BEC	Tony CARPENTER	Stuart Taylor Phoenix	11	20:21.56	1 Lap	70.90	1:46.88	9 73.66
13	61	BEA	Mike ALLEN	Tiger MAE	11	20:22.32	1 Lap	70.85	1:46.94	9 73.62
14	16	BEB	Neil CONSTABLE-BERRY	Fisher Fury	11	21:10.81	1 Lap	68.15	1:46.95	9 73.62
15	44	BEC	Judi DERISLEY	Fisher Fury	11	21:31.76	1 Lap	67.04	1:52.84	9 69.77

Not-Classified

49	BEB	Tony GAUNT	Wolfe ZXR	5	8:48.86	DNF	74.44	1:42.55	4 76.77
50	BEC	Tim HOVERD	Fisher Fury	4	7:02.59	DNF	74.52	1:41.89	4 77.27
46	BEA	Buzz BILLSBERRY	Genesis Evo	1	2:03.62	DNF	63.69	1:56.48	1 67.59
22	BEC	Aaron WRIGHT	Fisher Fury	0		Starter	0.00		

Exclusions

5	BEA	Steve ROBINSON	Genesis RR	C(d)1e - contact						
---	-----	----------------	------------	------------------	--	--	--	--	--	--

Non-Starters

19	BEC	Henry CARR	Fisher Fury							
30	BEB	Stephen DEAN	Fisher Menance							
7	BEB	Paul ROGERS	Stuart Taylor Phoenix							
88	BEC	Richard WISE	Raw Striker							

Fastest Lap

1	BEA	Derek JONES	BDN S2				1:34.81	8	83.04
6	BEC	John CUTMORE	Westfield Megablade				1:37.22	9	80.98
49	BEB	Tony GAUNT	Wolfe ZXR				1:42.55	4	76.77

Weather / Track: Cloudy / Drying

Start Time : 11:55

Cadwell Park Full

06 Jul 08 13:45

Clerk of Course :


Time Issued :

14.43

Chief Timekeeper : Terry Stevens

THESE RESULTS REMAIN PROVISIONAL FOR A MINIMUM OF 30 MINUTES FROM THE TIME OF ISSUE AND UNTIL ALL JUDICIAL AND TECHNICAL MATTERS HAVE BEEN SETTLED

Results produced on HS Sports Timing and Results Systems. Results online at www.750MC.co.uk



Provisional Results - Race 15
Strata21 MGCC BCV8 Championship

Pl	No	Cl	Name	Car	Laps	Time	Behind	MPH	Best Lap on	MPH
1	94	BD	John WILSON	MGB GT V8	8	14:54.03		70.45	1:35.74	3 82.24
2	97	BD	Adrian BEER	MGB GT V8	8	14:56.91	2.88	70.23	1:35.15	3 82.75
3	96	BD	Paul SIBLEY	MGB Roadster	8	15:42.38	48.35	66.84	1:43.44	2 76.11
4	44	BB	Peter SAMUELS	MGB Roadster	8	15:45.35	51.32	66.63	1:45.17	2 74.86
5	83	BC	Phil WALKER	MGB GT V8	8	15:50.36	56.33	66.28	1:45.38	2 74.71
6	82	BC	Andrew RILEY	MGB Roadster	8	15:55.83	1:01.80	65.90	1:48.63	3 72.48
7	31	BB	Jonnie WHEELER	MGB Roadster	8	16:00.72	1:06.69	65.56	1:47.27	3 73.40
8	68	BB	Shane TERRY	MGB Roadster	8	16:13.62	1:19.59	64.69	1:50.04	2 71.55
9	50	BB	Simon CRIPPS	MGB GT	8	16:15.12	1:21.09	64.59	1:49.04	3 72.20
10	37	BB	Barry HOLMES	MGB GT V8	8	16:17.81	1:23.78	64.41	1:50.06	3 71.54
11	1	BD	Joe PARRINGTON	MGB GT V8	8	16:18.36	1:24.33	64.38	1:49.49	3 71.91
12	33	BB	Max CAWTHORN	MGB Roadster	8	16:24.88	1:30.85	63.95	1:48.70	2 72.43
13	75	BC	Martin HALL	MGB	8	16:26.56	1:32.53	63.84	1:45.86	3 74.36
14	53	BB	Kevin SWANN	MGB	8	16:50.14	1:56.11	62.35	1:49.67	2 71.79
15	40	BB	Howard GRUNDON	MGB GT V8	7	14:58.88	1 Lap	61.31	1:59.66	2 65.80
16	8	BA	Rob CROFT	MGB GT	7	15:03.60	1 Lap	60.99	1:58.17	3 66.63
17	9	BA	Steve OKINES	MGB Roadster	7	15:16.54	1 Lap	60.13	2:00.11	2 65.55
18	66	BB	Richard McKOEN	MGB GT	7	15:28.42	1 Lap	59.36	1:57.85	2 66.81
19	5	BA	Brian SMETHURST	MGB Roadster	7	15:28.85	1 Lap	59.33	2:01.29	2 64.91

Not-Classified

34	BB	Brian CAKEBREAD	MGB Roadster	7	14:02.16	DNF	65.44	1:48.58	3 72.51
67	BB	David HILL	MGB GT V8	5	10:37.51	DNF	61.75	2:00.44	2 65.37

Fastest Lap

97	BD	Adrian BEER	MGB GT V8				1:35.15	3 82.75
44	BB	Peter SAMUELS	MGB Roadster				1:45.17	2 74.86
83	BC	Phil WALKER	MGB GT V8				1:45.38	2 74.71
8	BA	Rob CROFT	MGB GT				1:58.17	3 66.63

Weather / Track: Dry at start then raining/wet

Start Time : 12:35

Cadwell Park Full

06 Jul 08 12:53

Clerk of Course :


Time Issued :

Chief Timekeeper : Terry Stevens

13:05

THESE RESULTS REMAIN PROVISIONAL FOR A MINIMUM OF 30 MINUTES FROM THE TIME OF ISSUE AND UNTIL ALL JUDICIAL AND TECHNICAL MATTERS HAVE BEEN SETTLED

Results produced on HS Sports Timing and Results Systems. Results online at www.750MC.co.uk



Provisional Results - Race 16

Cambridge Race Cars Bike-Sports Championship

Pl	No	Cl	Name	Car	Laps	Time	Behind	MPH	Best Lap on	MPH	
1	3	BSA	Jonathan WRIGHT	Radical PRO6	16	23:59.95		87.48	1:27.24	14	90.25
2	6	BSA	Nigel PLACE	Radical	16	25:02.97	1:03.02	83.81	1:29.29	16	88.18
3	29	BSA	Ian BANKHURST	Radical PRO6	16	25:03.31	1:03.36	83.80	1:29.38	16	88.09
4	95	BSA	Richard STABLES	Radical PRO6	15	24:11.53	1 Lap	81.36	1:30.95	14	86.57
5	33	BSA	Marcos BURNETT	Radical Clubsport	15	24:43.82	1 Lap	79.59	1:34.34	14	83.46
6	12	BSC	Graham MILLER	Global GT1	15	24:45.13	1 Lap	79.52	1:34.56	13	83.26
7	27	BSC	Jean PARKER	Global GT	15	24:45.24	1 Lap	79.51	1:33.98	14	83.78
8	25	BSA	James BREAKELL	Radical SR4	15	24:52.42	1 Lap	79.13	1:33.74	14	83.99
9	73	BSC	Peter BROWN	Radical Clubsport	14	25:38.77	2 Laps	71.63	1:45.27	9	74.79
10	21	BSC	Kevin GOATER	Kellforms Retoga	13	24:08.79	3 Laps	70.65	1:43.77	12	75.87
11	8	BSC	Kenzie BEECROFT	Global Light	13	24:20.05	3 Laps	70.10	1:44.13	6	75.61

Not-Classified

30	BSA	Simon FORD	Radical Prosport	11	18:00.94	DNF	80.12	1:35.84	4	82.15
23	BSA	Jay WHEALS	Speads RS08	8	12:09.59	DNF	86.33	1:27.52	8	89.96
80	BSA	Christian ENDERBY	Radical SR4	8	13:09.02	DNF	79.83	1:35.03	5	82.85
14	BSB	Jack MIDDLETON	Radical Prosport	8	13:20.29	DNF	78.70	1:35.37	6	82.55
42	BSA	Alan WOOD	ADR Sport 3	5	9:22.26	DNF	70.01	1:49.08	4	72.18

Non-Starters

17	BSC	Keith O'BRIEN	Global GT1
46	BSA	James COOK	Radical Prosport

Fastest Lap

3	BSA	Jonathan WRIGHT	Radical PRO6	1:27.24	14	90.25
27	BSC	Jean PARKER	Global GT	1:33.98	14	83.78
14	BSB	Jack MIDDLETON	Radical Prosport	1:35.37	6	82.55

Weather / Track: Cloudy / Drying

Start Time : 14:11

Cadwell Park Full

06 Jul 08 14:38


Clerk of Course :

Time Issued :

Chief Timekeeper : Terry Stevens

14.46.

THESE RESULTS REMAIN PROVISIONAL FOR A MINIMUM OF 30 MINUTES FROM THE TIME OF ISSUE AND UNTIL ALL JUDICIAL AND TECHNICAL MATTERS HAVE BEEN SETTLED



Provisional Results - Race 17
750 Motor Club Hot Hatch Championship


Pl	No	Cl	Name	Car	Laps	Time	Behind	MPH	Best Lap on	MPH
1	10	HHA	Mike WEBB	Focus ST170	8	15:11.63		69.09	1:52.39	7 70.05
2	97	HHB	Andy McLENNAN	Suzuki Swift GTi	8	15:15.89	4.26	68.77	1:50.49	8 71.26
3	50	HHA	Ian LAUGHTON	Ford Fiesta Mk3	8	15:15.90	4.27	68.77	1:52.10	8 70.23
4	62	HHB	Cliff PELLIN	Ford Fiesta XR2	8	15:17.48	5.85	68.65	1:50.04	8 71.55
5	2	HHA	Ilsa COX	Peugeot 206 GTi	8	15:18.01	6.38	68.61	1:48.66	8 72.46
6	64	HHA	Tony DOLLEY	Peugeot 206 GTi	8	15:18.15	6.52	68.60	1:48.59	8 72.50
7	31	HHB	Lewis WILLIAMS	Ford Fiesta XR2	8	15:20.24	8.61	68.44	1:49.40	8 71.97
8	15	HHD	Kevin PULLAN	Honda Type R	8	16:15.09	1:03.46	64.59	1:57.83	8 66.82
9	83	HHD	Bill GREGORY	Citroen Saxo VTR	8	17:01.21	1:49.58	61.68	2:01.86	8 64.61
10	84	HHD	John WILLIAMS	MG Maestro	7	15:51.40	1 Lap	57.93	2:09.82	7 60.65
Not-Classified										
	30	HHB	Andrew BIRD	Citroen Saxo VTR	7	13:31.19	DNF	67.94	1:52.28	6 70.12
	1	HHA	Brian COX	Peugeot 206 GTi	5	10:05.80	DNF	64.98	1:57.09	2 67.24
Fastest Lap										
	64	HHA	Tony DOLLEY	Peugeot 206 GTi					1:48.59	8 72.50
	31	HHB	Lewis WILLIAMS	Ford Fiesta XR2					1:49.40	8 71.97
	15	HHD	Kevin PULLAN	Honda Type R					1:57.83	8 66.82

Weather / Track: Rain / Damp


Start Time : 14:49

Cadwell Park Full

06 Jul 08 15:07

Clerk of Course 	Time Issued : 15:10	Chief Timekeeper : Terry Stevens
---	------------------------	----------------------------------

THESE RESULTS REMAIN PROVISIONAL FOR A MINIMUM OF 30 MINUTES FROM THE TIME OF ISSUE AND UNTIL ALL JUDICIAL AND TECHNICAL MATTERS HAVE BEEN SETTLED



Provisional Results - Race 18

Morgan Motor Company Challenge

Pl	No	Cl	Name	Car	Laps	Time	Behind	MPH	Best Lap on	MPH
1	29	MA	Keith AHLERS	Morgan +8	18	31:12.55		75.68	1:41.14	9 77.84
2	69	MA	Phil HOLLINS	Morgan +8	18	31:20.48	7.93	75.36	1:41.87	10 77.29
3	87	MB	Tony LEES	Morgan +8	18	31:20.80	8.25	75.35	1:42.25	9 77.00
4	13	MB	Chris ACKLAM	Morgan +8	18	31:21.23	8.68	75.33	1:42.37	6 76.91
5	6	MC6	Simon OREBI GANN	Morgan Roadster	18	32:05.20	52.65	73.61	1:44.89	11 75.06
6	66	MC6	Andrew THOMPSON	Morgan Roadster	18	32:05.37	52.82	73.61	1:43.23	16 76.27
7	90	MC6	Tony RIVERS	Morgan Lightweight	18	32:42.46	1:29.91	72.21	1:46.91	5 73.64
8	71	MC6	Kelvin LAIDLAW	Morgan Roadster	18	32:53.01	1:40.46	71.83	1:47.11	18 73.51
9	89	MB	John EMBERSON	Morgan Roadster	18	32:53.70	1:41.15	71.80	1:46.95	18 73.62
10	35	MC8	Chris SPRINGALL	Morgan +8	17	31:44.74	1 Lap	70.27	1:49.49	6 71.91
11	79	MC6	Ulrich VIERHAUS	Morgan Roadster	17	31:53.80	1 Lap	69.94	1:49.40	16 71.97
12	78	MC6	Roger WHITESIDE	Morgan Roadster	17	32:05.03	1 Lap	69.53	1:48.21	15 72.76
13	56	MC8	Steve McDONALD	Morgan +8	17	32:12.96	1 Lap	69.24	1:49.50	14 71.90
14	75	MC6	Andrew POTTER	Morgan Roadster	17	32:13.13	1 Lap	69.24	1:50.00	16 71.57
15	5	MC8	Phillip TISDALL	Morgan +8	17	32:14.36	1 Lap	69.19	1:48.51	15 72.56
16	14	MC8	Tim CLARK	Morgan +8	17	32:16.75	1 Lap	69.11	1:49.32	17 72.02
17	17	MD	Jack BELLINGER	Morgan +8	17	32:44.08	1 Lap	68.15	1:50.85	9 71.03

Not-Classified

10	MB	Peter HENRY	Morgan +8	13	22:53.93	DNF	74.50	1:42.27	10	76.98
----	----	-------------	-----------	----	----------	-----	-------	---------	----	-------

Fastest Lap


29	MA	Keith AHLERS	Morgan +8					1:41.14	9	77.84
87	MB	Tony LEES	Morgan +8					1:42.25	9	77.00
66	MC6	Andrew THOMPSON	Morgan Roadster					1:43.23	16	76.27
5	MC8	Phillip TISDALL	Morgan +8					1:48.51	15	72.56
17	MD	Jack BELLINGER	Morgan +8					1:50.85	9	71.03

Weather / Track: Cloudy / Drying


Start Time : 15:15

Cadwell Park Full

06 Jul 08 15:49

Clerk of Course 	Time Issued : 16.00	Chief Timekeeper : Terry Stevens
---	---------------------	----------------------------------

THESE RESULTS REMAIN PROVISIONAL FOR A MINIMUM OF 30 MINUTES FROM THE TIME OF ISSUE AND UNTIL ALL JUDICIAL AND TECHNICAL MATTERS HAVE BEEN SETTLED



Provisional Results - Race 19

AB Performance RGB Championship

Pl	No	Cl	Name	Car	Laps	Time	Behind	MPH	Best Lap on	MPH
1	1	BEA	Derek JONES	BDN S2	13	21:00.99		81.17	1:34.46	5 83.35
2	5	BEA	Steve ROBINSON	Genesis RR	13	21:22.92	21.93	79.78	1:36.66	6 81.45
3	6	BEC	John CUTMORE	Westfield Megablade	13	21:29.47	28.48	79.37	1:37.66	3 80.62
4	9	BEC	Alastair BOULTON	Stuart Taylor Phoenix	13	21:29.59	28.60	79.37	1:37.22	6 80.98
5	7	BEB	Paul ROGERS	Stuart Taylor Phoenix	13	21:43.38	42.39	78.53	1:38.45	8 79.97
6	63	BEC	Colin CHAPMAN	Fisher Fury	13	22:03.95	1:02.96	77.31	1:39.13	5 79.42
7	50	BEC	Tim HOVERD	Fisher Fury	13	22:16.85	1:15.86	76.56	1:41.48	11 77.58
8	27	BEC	Robert GRANT	Raw Striker	13	22:17.22	1:16.23	76.54	1:41.42	13 77.63
9	16	BEB	Neil CONSTABLE-BERRY	Fisher Fury	13	22:26.04	1:25.05	76.04	1:41.36	11 77.68
10	29	BEC	Stuart TANTON	Fisher Fury	13	22:26.33	1:25.34	76.02	1:41.06	7 77.91
11	21	BEC	Mathew GREEN	Fisher Fury	13	22:27.86	1:26.87	75.94	1:41.01	8 77.94
12	30	BEB	Stephen DEAN	Fisher Menance	13	22:27.98	1:26.99	75.93	1:41.20	5 77.80
13	65	BEC	Neil PALMER	Raw Fulcrum	13	23:03.74	2:02.75	73.97	1:42.44	8 76.86
14	68	BEB	Adrian MOORE	Genesis Evo	12	21:16.33	1 Lap	74.02	1:42.41	8 76.88
15	32	BEC	Stephen GRIFFIN	MK Indy	12	21:32.57	1 Lap	73.09	1:43.37	9 76.17
16	61	BEA	Mike ALLEN	Tiger MAE	12	21:35.69	1 Lap	72.92	1:44.64	12 75.24
17	67	BEC	Tony CARPENTER	Stuart Taylor Phoenix	12	21:53.56	1 Lap	71.93	1:46.08	7 74.22
18	44	BEC	Judi DERISLEY	Fisher Fury	12	22:26.11	1 Lap	70.19	1:49.14	11 72.14

Not-Classified

49	BEB	Tony GAUNT	Wolfe ZXR	9	15:33.60	DNF	75.90	1:41.01	8 77.94
96	BEC	Tim GRAY	Raw Fulcrum	6	9:54.53	DNF	79.46	1:37.39	3 80.84

Non-Starters

19	BEC	Henry CARR	Fisher Fury
22	BEC	Aaron WRIGHT	Fisher Fury
46	BEA	Buzz BILLSBERRY	Genesis Evo
88	BEC	Richard WISE	Raw Striker

Fastest Lap

1	BEA	Derek JONES	BDN S2	1:34.46	5 83.35
9	BEC	Alastair BOULTON	Stuart Taylor Phoenix	1:37.22	6 80.98
7	BEB	Paul ROGERS	Stuart Taylor Phoenix	1:38.45	8 79.97

Weather / Track: Cloudy / Dry

Start Time : 16:02

Cadwell Park Full

06 Jul 08 16:26

Clerk of Course:

Time Issued :

16:32

Chief Timekeeper : Terry Stevens

THESE RESULTS REMAIN PROVISIONAL FOR A MINIMUM OF 30 MINUTES FROM THE TIME OF ISSUE AND UNTIL ALL JUDICIAL AND TECHNICAL MATTERS HAVE BEEN SETTLED

Results produced on HS Sports Timing and Results Systems. Results online at www.750MC.co.uk



Provisional Results - Race 20

Strata 21 MGCC BCV8 Championship

Pl	No	Cl	Name	Car	Laps	Time	Behind	MPH	Best Lap on	MPH
1	94	BD	John WILSON	MGB GT V8	9	14:47.03		79.88	1:36.18	3 81.86
2	97	BD	Adrian BEER	MGB GT V8	9	15:14.54	27.51	77.48	1:36.25	3 81.80
3	83	BC	Phil WALKER	MGB GT V8	9	16:00.01	1:12.98	73.81	1:43.94	5 75.75
4	75	BC	Martin HALL	MGB	9	16:04.01	1:16.98	73.50	1:44.85	4 75.09
5	44	BB	Peter SAMUELS	MGB Roadster	9	16:04.95	1:17.92	73.43	1:45.49	4 74.63
6	82	BC	Andrew RILEY	MGB Roadster	9	16:21.62	1:34.59	72.19	1:45.96	4 74.30
7	33	BB	Max CAWTHORN	MGB Roadster	9	16:37.13	1:50.10	71.06	1:48.88	5 72.31
8	34	BB	Brian CAKEBREAD	MGB Roadster	8	14:47.06	1 Lap	71.00	1:48.76	3 72.39
9	1	BD	Joe PARRINGTON	MGB GT V8	8	14:47.53	1 Lap	70.97	1:47.88	5 72.98
10	37	BB	Barry HOLMES	MGB GT V8	8	14:54.56	1 Lap	70.41	1:48.86	5 72.32
11	50	BB	Simon CRIPPS	MGB GT	8	14:54.89	1 Lap	70.38	1:47.06	7 73.54
12	68	BB	Shane TERRY	MGB Roadster	8	15:19.00	1 Lap	68.54	1:50.40	4 71.32
13	40	BB	Howard GRUNDON	MGB GT V8	8	15:40.29	1 Lap	66.99	1:55.22	8 68.33
14	66	BB	Richard McKOEN	MGB GT	8	15:40.61	1 Lap	66.96	1:54.50	7 68.76
15	8	BA	Rob CROFT	MGB GT	8	15:56.44	1 Lap	65.85	1:55.46	8 68.19
16	9	BA	Steve OKINES	MGB Roadster	8	16:08.34	1 Lap	65.04	1:57.78	8 68.85
17	67	BB	David HILL	MGB GT V8	8	16:31.12	1 Lap	63.55	2:00.41	8 65.39
18	5	BA	Brian SMETHURST	MGB Roadster	8	16:31.83	1 Lap	63.50	2:00.66	3 65.25
<u>Not-Classified</u>										
31	BB	Jonnie WHEELER	MGB Roadster	5	8:56.88	DNF	73.32	1:45.24	2 74.81	
53	BB	Kevin SWANN	MGB	5	9:29.22	DNF	69.16	1:50.74	3 71.10	
<u>Non-Starters</u>										
96	BD	Paul SIBLEY	MGB Roadster							
<u>Fastest Lap</u>										
94	BD	John WILSON	MGB GT V8					1:36.18	3 81.86	
83	BC	Phil WALKER	MGB GT V8					1:43.94	5 75.75	
31	BB	Jonnie WHEELER	MGB Roadster					1:45.24	2 74.81	
8	BA	Rob CROFT	MGB GT					1:55.46	8 68.19	

Weather / Track: Bright / Dry

Start Time : 16:37

Cadwell Park Full

06 Jul 08 16:55

Clerk of Course :


Time Issued :

17.07

Chief Timekeeper : Terry Stevens

THESE RESULTS REMAIN PROVISIONAL FOR A MINIMUM OF 30 MINUTES FROM THE TIME OF ISSUE AND UNTIL ALL JUDICIAL AND TECHNICAL MATTERS HAVE BEEN SETTLED

Results produced on HS Sports Timing and Results Systems. Results online at www.750MC.co.uk



Provisional Results - Race 21

Cambridge Race Cars Bike-Sports Championship

#	No	Cl	Name	Car	Laps	Time	Behind	MPH	Best Lap on	MPH
1	3	BSA	Jonathan WRIGHT	Radical PRO6	20	31:38.04		82.96	1:26.16	2 91.38
2	95	BSA	Richard STABLES	Radical PRO6	20	32:05.47	27.43	81.78	1:28.10	7 89.37
3	80	BSA	Christian ENDERBY	Radical SR4	20	32:53.82	1:15.78	79.78	1:30.84	11 86.67
4	33	BSA	Marcos BURNETT	Radical Clubsport	20	32:55.95	1:17.91	79.69	1:31.34	11 86.20
5	27	BSC	Jean PARKER	Global GT	19	32:57.78	1 Lap	75.64	1:32.63	5 85.00
6	21	BSC	Kevin GOATER	Kellforms Retoga	18	32:20.34	2 Laps	73.04	1:37.10	4 81.08
7	73	BSC	Peter BROWN	Radical Clubsport	17	32:19.44	3 Laps	69.01	1:39.85	10 78.85
Not-Classified										
	6	BSA	Nigel PLACE	Radical	18	29:03.75	DNF	81.27	1:28.01	11 89.46
	8	BSC	Kenzie BEECROFT	Global Light	16	28:57.64	DNF	72.50	1:39.34	8 79.26
	29	BSA	Ian BANKHURST	Radical PRO6	14	21:10.32	DNF	86.77	1:27.97	11 89.50
	14	BSB	Jack MIDDLETON	Radical Prosport	7	10:56.77	DNF	83.91	1:31.15	7 86.38
	23	BSA	Jay WHEALS	Speads RS08	1	1:41.79	DNF	77.35	1:38.02	1 80.32
	12	BSC	Graham MILLER	Global GT1	0		Starter	0.00		
Non-Starters										
	17	BSC	Keith O'BRIEN	Global GT1						
	25	BSA	James BREAKELL	Radical SR4						
	30	BSA	Simon FORD	Radical Prosport						
	42	BSA	Alan WOOD	ADR Sport 3						
	46	BSA	James COOK	Radical Prosport						
Fastest Lap										
	3	BSA	Jonathan WRIGHT	Radical PRO6					1:26.16	2 91.38
	14	BSB	Jack MIDDLETON	Radical Prosport					1:31.15	7 86.38
	27	BSC	Jean PARKER	Global GT					1:32.63	5 85.00

Weather / Track: Cloudy then rain / Dry then wet

Start Time : 17:04

Cadwell Park Full

06 Jul 08 17:38

Work of Course :	Time Issued :	Chief Timekeeper : Terry Stevens
------------------	---------------	----------------------------------

THESE RESULTS REMAIN PROVISIONAL FOR A MINIMUM OF 30 MINUTES FROM THE TIME OF ISSUE AND UNTIL ALL JUDICIAL AND TECHNICAL MATTERS HAVE BEEN SETTLED