

National Championship Car Race Meeting


OFFICIAL PROGRAMME - PRICE £2.50




HATCHBACK




STOCK HATCH




SR & GT




HATCHBACK






RGB



HATCHBACK




HATCHBACK




FORMULA VEE



750 FORMULA




FORMULA 4



FORMULA VEE



GOLF GTI



Mallory Park - 12th October '08

Programme Amendments

Mallory Park

12 - 12 Oct 2008

Please add the following

Formula	No	Cls	Driver	Car
750 Trophy	18	C	Peter Bove	JB
Formula 4	38	D	Simon Frost	Cooper Mk xi
	11	A	Barry Pritchard	Van Diemen RF01
Locost	26	A	Andrew Minnett	Van Diemen
	36	C	Oliver Sirrell	Van Dieman
	99	I	Charles Adrian	Van Diemen RF93
	59		Carl Pickering	Locost
	15	B	Jason Meredith	MG Midget
MG Midgets	22	B	Peter Tipper	MG Midget
	0	A	Mark Jordan	Cobra
SR & GT	7	I	Stephen Brown	Jaguar E Type

Please delete the following

Formula	No	Cls	Driver	Car
Formula Vee	36	B	Tim Hill	Sheane Mk3
RGB	45		Graham Kiddy	Ray Bowles
	30	B	Stephen Dean	Fisher Menace



This meeting is held under the General Regulations of the MSA (incorporating the provisions of the International Sporting Code of the FIA) and the Supplementary Regulations, Final Instructions and any written instructions which the Organisers issue for the race meeting. **MSA Permits: 44834 & 44835**

RACE MEETING OFFICIALS

MSA STEWARD
M.J.Cartwright

CLERKS OF COURSE
J.Floyd
A.Cox J.Smith

CLUB STEWARDS
V.Ayres I.Thompson

TIMEKEEPERS
T.Stevens (Chief)
A.Stevens A.Hancock

SCRUTINEERS
S.Ford (Chief)
D.Smith A.Meekins
J.Barlow D.Meekins
A.Johnson
M.Lambkin-Smith

INCIDENT OFFICER
A.Bennett

CHIEF MARSHAL
P.Harding

RACE RESCUE UNIT/S
750 Motor Club

COMMENTATOR
I.Sowman

SECRETARY
OF THE MEETING
Robin Knight

MARSHALS
750 Motor Club
BMMC & friends

BREAKDOWN UNITS
Barrie Mills


CHILD PROTECTION
OFFICER – V.Ayres

APPROXIMATE TIMETABLE

1	750MC Formula Vee Championship - session A	9.30
2	750MC Formula Vee Championship - session B	9.55
3	Demon Tweeks/Yokohama Locost Championship	10.20
4	750MC Formula 4 Championship	10.45
5	Lenham Cars MG Midget Challenge	11.10
6	AB Performance RGB Championship	11.35
7	750MC 750 Trophy	12.00
8	SR & GT Challenge	12.25

	Races (* = green flag lap)	Time
1	750MC Formula Vee Championship - Heat*	1.40
2	Demon Tweeks/Yokohama Locost Championship	2.10
3	750MC Formula 4 Championship*	2.40
4	Lenham Cars MG Midget Challenge*	3.10
5	AB Performance RGB Championship	3.40
6	750MC 750 Trophy	4.10
7	750MC Formula Vee Championship - Final*	4.40
8	SR & GT Challenge*	5.10

The organisers reserve the right, with the permission of the Stewards of the Meeting and/or the Clerk of Course, to amend the timetable, to change the order in which events are run and to postpone, cancel or abandon the meeting or any part thereof.



Races 1/7

13 mins + 1 lap


750 Motor Club Formula Vee Championship

The 750 Motor Club Formula Vee championship is ideal for beginner and 'expert' alike, looking for competitive single seater racing on a low budget. It has been run by the 750 Motor Club since 1980 and is probably the cheapest way to go single seater racing in the UK. Engine, gearbox and much of the suspension and braking system is from the VW 1300 Beetle and this, along with a Dunlop 'control' tyre puts the emphasis on driver ability to win races.



No	Cls	Driver	Car details	ccs	Hometown
<u>Practice session 1</u>					
2		Martin Farmer	Sheane	1300	Castle Bromwich
3		Daniel Hands	GAC 001	1300	Bicester
7		Ian Buxton	Gac	1300	Leek
10		Jamie Conyers	GAC 03	1300	Mirfield
13		Warren Smith	Storm SF1	1300	Bristol
21		Richard Potterton	Scarab Mk2	1300	Scunthorpe
27		John Hughes	Scarab MK5	1300	Bristol
28		Ben Williams	Sheane Mk1	1300	Uckfield
45		Graham Kiddy	Ray Bowles	1300	Cambridge
62		Ken Elliott	Leystone Bowles	1300	Dublin 22
67		Paul Taylor	AHS Challenger	1300	East Grinstead
69	B	Robert Cowburn	Sheane	1300	Stonehouse
70		Graham Gant	WEV	1300	Olney
73		Clinton Bell	Venom	1300	Colchester
87		Jenny Anderson	GAC 01	1300	Woking
<u>Practice session 2</u>					
9		Stephen Glasswell	Storm	1300	Bury St. Edmunds
14		Steve Ough	AHS Challenger	1300	Shipley
23		Sam Engineer	Sheane Mk1	1300	Bedford
26		Peter Andrews	Sheane Mk2	1300	Birmingham
29	B	Martin Luton	Sheane Mk2	1300	Fleet
36	B	Tim Hill	Sheane Mk3	1300	Daventry
48		Tim Probert	Storm FF1	1300	Richmond
55		Peter Studer	Sheane	1300	Thetford
72	B	James Conyers	Leystone	1300	Upper Poppleton
75		David Cottrell	Apal Mk3	1300	Walton-On-Thames
84		Alan Harding	AHS Dominator	1300	Leicester
85		Tony Dowson	Sheane	1300	London
93		Alan Forster	Scarab Mk3	1300	Burton-On-Trent
94		Peter Belsey	Spyder MK2	1300	Reading
97		Perry Tubb	Merauder BM1A	1300	Gt Dunmow

From the combined times of the two sessions, the slowest 24 go into Race 1, the remainder into Race 7 which will be topped up to 24 by the top finishers in Race 1.



Race 2

13 mins + 1 lap

750 Motor Club Locost Championship

The 750 Motor Club Locost Championship is for cars built to the same basic design and using a standard Ford 1300 cc crossflow engine, gearbox and many other standard components. All cars run with a 'control' camshaft from Kent Cams; modifications are limited to a rebore and basic 'blue-printing'. There is also a 'control' tyre, the Yokohama A539. There is free choice of spring rates and anti-roll bars; dampers must be steel-bodied and single-adjustable.



No	Cls	Driver	Car details	ccs	Hometown
2		Aaron Bailey	Locost	1300	Leamington Spa
3		Richard Jenkins	Locost	1300	Norwich
4		Alastair Garratt	Locost	1300	Nottingham
9		Ed Pither	Locost	1300	Hinckley
21		Jason Gibbons	Locost	1300	Bristol
28		David Black	Locost	1300	Birmingham
31		Rhys Owen	Locost	1300	Cardiff
34		Sam Brough	Locost	1300	Barnsley
36		Scott Mittell	Locost	1300	Eastleigh
37		Robert Sibbons	Locost	1300	Market Rasen
38		Samuel Gill	Locost	1300	Gosport
39		Steve Evans	Locost	1300	Leicester
40		Paul Bryant	Locost	1300	Taunton
47		Robert Palin	Locost	1300	Nantwich
48		Tom Coller	Locost	1300	Canterbury
50		James McAllister	Locost	1300	Glossop
51		Alastair Ecclesfield	Locost	1300	Scunthorpe
53		Mark Gogle	Locost	1300	Wolverhampton
55	B	Jon Lanceley	Locost Biotech	1300	Coalville
57		Mike Lear	Locost	1300	Caldicot
58		Anthony May	Locost	1300	Marlborough
60		Richard Bradley	Locost	1300	Spilsby
65		Lee McNamara	Locost	1300	Coventry
68		Andy Pointer	Locost	1300	Dereham
71		Victoria Pickles	Locost	1300	Louth
74		Garry Brandon	Locost	1300	Hitchin
77		James Pinkerton	Locost	1300	Leamington Spa
83		Paul Presgraves	Locost	1300	Peterborough
85		James O'Donnell	Locost	1300	Wetherby

750 Motor Club Locost Championship 2008

1st	254	David Bartholomew	4th	169	Simon Wood
2nd	184	Declan McDonnell	5th	163	Scott Mittell
3rd	178	Alastair Garratt	6th	141	Richard Jenkins

Race 3

18 mins + 1 lap

750 Motor Club Formula 4 Championship

Single seaters running in 3 classes.
Class A: Cars built after 1/1/95 plus F3 derived cars.
Class B: Cars built before 1/1/95.
Class C: Formula Ford Zetec.
Engines: Ford CVH, Ford 1800 Zetec in both FF Zetec and modified form, motorcycle engines, Pinto & VW Polo.
All classes are limited to 4-speed (or standard box in the bike-engined cars) plus mandatory reverse; these are racing gearboxes with freedom of choice of ratios. Avon control compound slicks; wets are free.

No	Cls	Driver	Car details	ccs	Hometown
3	A	Malcolm Scott	Van Diemen RF00	1800	Upminster
5	A	Jonathan Weston-Taylor	Mygale US 2000	1800	Chesterfield
8	B	Clive Yorath	Reynard SF84	1000	Cheltenham
10	A	Jennifer Scott	Van Diemen RF99	1800	Barking
11	A	Barry Pritchard	Van Diemen RF01	1800	Attleborough
27	A	Jeremy Walker	Van Dieman	1800	Bedford
29	A	Chris Timms	Mygale 2000US	1800	Tamworth
47	C	William Tiejn	Zetec	1800	Bournemouth
55	A	Peter Allen	Van Diemen RF00	1796	Brentwood
56	C	Bryn Tootell	Van Diemen RF	1800	Rochdale
91	B	David Healey	Delta T92	1600	Worcester
99	I	Charles Adrian	Van Diemen RF93	1800	Worcester

750 Motor Club Formula 4 Championship 2008

1st	240	A	Jeremy Walker	4th	210	A	Jonathan Weston-Taylor
2nd	229	A	Peter Allen	5th	154	A	Chris Timms
3rd	216	A	Malcolm Scott	6th	126	A	Jennifer Scott



Race 4

13 mins + 1 lap

Lenham Cars MG Midget Challenge

The **MG Midget Challenge** is run by the MGCC and was started in 1977.

Eligible cars include all models of MG Midget and Austin Healey Sprite, plus the 'historic' bodied versions such as Ashley, Lenham, Sebring, Speedwell and WSM.

The championship is split into 3 classes, with varying amounts of modifications.

Group A: Fully modified cars running on slicks up to 10" width.

Group B: Race modified cars running with standard shape bodywork and slicks up to 6" width.

Group C: Road going cars, with limited engine and bodywork modifications, all running Bridgestone tyres on 5" wide rims.

No	Cls	Driver	Car details	ccs	Hometown
2	B	Dominic Mooney	A/ Healey Sprite	1380	Ombersley
3	B	Adrian Moore	MG Midget	1380	Winscombe
5	B	Ian Stagg	MG Midget	1380	Pwillheli
6	B	Andrew Actman	A/Healey Sprite	1380	Beckenham
7	B	Peter Collinson	MG Midget	1380	Dauntsey
10	B	Phil Attwood	MG Midget	1380	Guildford
11	B	David James	MG Midget	1380	Kingswinford
12	B	Martin Hillard	MG Midget	1310	Shepton Mallet
16	B	Les Grimshaw	MG Midget	1380	Plymouth
19	B	Nigel Pratt	MG Midget	1380	Andover
32	C	David Pymm	MG Midget	1275	High Wycombe
33	C	John Collinson	MG Midget	1330	Devon
34	C	Ian Langford	MG Midget	1330	Dartford
36	C	Stephen Collinson	MG Midget	1330	Newbury
41	C	John Stanyon	MG Midget	1330	Broxbourne
56	C	Sandie Robbie	MG Midget	1275	London
61	A	William Smallridge	MG Midget	1460	Beds
62	A	Edward Reeve	MG Midget	1486	
63	A	Gil Duffy	MG Midget	1460	Malvern
65	A	Martin Morris	MG Midget	1460	Ross On Wye
66	A	Paul Sibley	MG Midget	1460	Milton Keynes
67	A	David Weston	MG Midget	1460	Leicester
69	A	John Helme	MG Midget	1460	Wirral
86	C	Will Sharpe	MG Midget	1275	Nottingham

*Lenham Cars MG Midget Challenge - 2008
with Cornwall Surveying*

Race 5

13 mins + 1 lap

AB Performance RGB Championship

First introduced in 2001, this Championship is for two-seater cars which must be capable of passing an MOT. Cars may be constructed specifically for the series or may be one of the many motorcycle engined cars currently available. The engines must be series-production four-stroke units and may not be modified from standard; they run in three classes; standard Fireblade engined kit cars (class C), up to 145 bhp (class B), 146 to 180 bhp and all rear-engined cars (class A). Control tyre is the Yokohama AO48R.



No	Cls	Driver	Car details	ccs	Hometown
1	A	Derek Jones	BND S2	1200	Norwich
5	A	Steve Robinson	Genesis RR	1200	Cliff
6	C	John Cutmore	Westfield Megablade	919	Bury St Edmunds
7	B	Paul Rogers	Stuart Taylor Phoenix	998	Attleborough
9	C	Alastair Boulton	Stuart Taylor Phoenix	900	Cheltenham
15	A	Doug Carter	Genesis Evo	1200	Kendal
16	B	Neil Constable-Berry	Fisher Fury	998	Norwich
17	C	David Wale	Fisher Fury	919	Amersham
19	C	Henry Carr	Fisher Fury	919	Huddersfield
23	A	James Walker	Westfield Megabusa	1300	Slough
24	B	Josh Smith	Stuart Taylor Phoenix	1000	Bristol
26	C	Andrew Grant	Fisher Fury Fireblade	919	Gravesend
27	C	Robert Grant	Raw Striker	919	Longfield
30	B	Stephen Dean	Fisher Menace	998	Cranbrook
32	C	Stephen Griffin	MK Indy	919	Solihull
44	C	Judi Derisley	Fisher Fury	919	Hayling Island
49	B	Tony Gaunt	Wolfe ZXR	998	Belper
61	A	Mike Allen	Tiger MAE	1127	Cambridge
63	C	Colin Chapman	Fisher Fury	919	Pershore
67	C	Tony Carpenter	Stuart Taylor Phoenix	919	Daventry
68	B	Adrian Moore	Genesis Evo	998	Peterborough
71	C	Nic Boyes	Fisher Fury	919	Edinburgh
77	C	Phil Alcock	Pulsar Blade	899	Lutterworth
88	C	Richard Wise	Raw Striker 2007	900	Hemel Hempstead
96	C	Tim Gray	Raw Fulcrum	919	Nottingham

750 Motor Club RGB Championship 2008

1st	159	A	Derek Jones	4th	126	C	Tim Gray
2nd	149	C	John Cutmore	5th	104	B	Josh Smith
3rd	140	B	Paul Rogers	6th	102	C	Colin Chapman



Race 6**13 mins + 1 lap****750 Motor Club 750 Trophy Series**

The 750 Motor Club's 'Historic' racing series, for early 750 Formula, Austin 7 specials, 1172cc side-valve front-engined cars, Historic 500cc F3 cars and other historic and classic cars. New cars have to be built within careful guidelines to ensure compatibility. Engines include Austin 7, Reliant engines (642cc and 748cc OHV, 747cc side-valve), Ford 1172 side-valve and Climax; F3 500cc class must comply with 500 OA.

No	Cls	Driver	Car details	ccs	Hometown
1	C	Don Rawson	Rawson Climax	748	Oswestry
2	I	Roger Windley	Time 3B	850	Lincoln
3	C	David Larkins	Gerrell Reliant	850	Cleckheaton
4	C	David Brand	Rawson	1172	Kings Langley
5	D	Malcolm Bell	Cooper Mk 10	500	Leeds
6	A	Eddie Farrell	Austin Ulster	747	Maryport
7	D	Nigel Challis	Cooper Norton	500	Lyndhurst
9	D	Martin Sheppard	Cooper Mk12	500	Bristol
11	D	Roy Wright	Dastle 500	497	Stourport-On-Severn
13	A	Gregan Thruston	Austin Super	747	Henley-In-Arden
14	C	Andrew Born	Phoenix	850	Bedford
20	C	Paul Mason	Hague	850	Milton Keynes
22	I	Erle Minhinnick	Apal Formula Vee	1300	Reading
28	D	J B Jones	Cousy	500	Southam
31	D	Mike Fowler	Cooper MK V	498	Chester
33	D	Mike Gilbert	Cooper Mk IX	500	Sunbury-On-Thames
36	I	Bob Hatton	VW	1300	Aylesbury
42	I	Simon Windley	Historic Vee	1300	Tattershall
45	D	Darrell Woods	Cooper Mk8	500	Reading
46	D	Hakan Sandberg	JBS F3 500	498	S 66232
48	D	Richard Bishop-Miller	Cooper Mk2	500	Broughton-In-Furness
54	D	Roy Hunt	Martin	500	Northwich
55	C	Roger Rowe	RWR	850	Kidderminster
78	D	Nigel Ashman	Cooper Mk VI	498	Market Harborough
84	D	James Holland	Cooper Mk8	497	Colchester
86	D	John Turner	Cooper Mk9	500	Stafford
89	D	Shirley Monro	Cooper	497	Goxhill



Race 8

28 mins + 1 lap

Sports-Racing & GT Challenge

The SR & GT Challenge is open to replica and original (pre 31/12/75) two-seater sports and GT cars. Power to weight classes are, in kgs/hp:-
A: 1.5 to 2.0.
B: 2.0 to 3.25.
C: 3.25 to 4.0.
D: > 4.0.
E: Cars which are running with wheels/tyres not complying with the dimensions or types specified for classes A to D.
Engines may be modified in any way subject to a maximum rebore of + 0.060". Fuel injection or forced induction is not permitted, otherwise free.

No	Cls	Driver	Car details	ccs	Hometown
4	B	Gwyn Pollard	Crossle 9S	1989	London
6	I	John Plant	Kougar	4200	Northampton
8	A	Cliff Finn	Ginetta G12	1998	Esher
11	B	Ken Culverwell	Mamba C23R	1997	Burntwood
12	B	John Rand	Sturdgess	1600	West Horsley
15	I	Arnie Black	Crossle	1997	Hollywood
20	D	Adam Wilkinson	Lotus 11 replica	1275	Royston
26	A	Clinton Dorrell	Cobra GD 427	5700	Malvern
27	B	Graham Paddick	Kougar Jaguar	4235	Henley-On-Thames
29	C	John Suckling	Taydec Mk2	2000	Keighley
34	B	Roger Donnan	Crossle 95	2000	Beverley
37	B	Mike Walker	Crossle	1998	Bristol
38	B	Dominic Spicer	Crossle 95	2000	Billingshurst
44	I	Christopher Goddard	GTB Ferrari	2940	Basingstoke
55	B	Peter Wright	Crossle 95	2000	Hilgay
57	A	Nick Taylor	GD 427 Cobra	6100	Nottingham
58	C	Jerry Knight	D Type Replica	4200	Ashford
65	A	Cheng Lim	RAM SC Cobra	6600	Buckhurst Hill
66	D	David Greenbank	Ford Mustang	4600	Thornton
71	B	Andrew Todd	Crossle 9S	2000	Lutterworth
73	C	Tim Burnett	Jaguar D	4200	Boston
80	B	Garry Wilson	Crossle 95	2000	Southport
95	B	Eamonn Ledwidge	Crossle 95	1998	Ongar





Combined Qualifying Times

750 Motor Club Formula Vee Championship

Pos	No	Cl	Name	Car	Session	Laps	Best on Lap		Mph
1	3	FV	Daniel HANDS	GAC 001	A	18	50.87	13	95.54
2	27	FV	John HUGHES	Scarab MK5	A	18	51.03	13	95.24
3	10	FV	Jamie CONYERS	GAC 03	A	17	51.44	17	94.48
4	2	FV	Martin FARMER	Sheane	A	17	51.53	11	94.31
5	94	FV	Peter BELSEY	Spyder MK2	B	17	51.60	16	94.19
6	62	FV	Ken ELLIOTT	Leystone Bowles	A	17	51.77	14	93.88
7	48	FV	Tim PROBERT	Storm FF1	B	17	51.85	11	93.73
8	7	FV	Ian BUXTON	GAC	A	13	51.96	9	93.53
9	87	FV	Jenny ANDERSON	GAC 01	A	17	52.15	15	93.19
10	55	FV	Peter STUDER	Sheane	B	17	52.40	13	92.75
11	9	FV	Stephen GLASSWELL	Storm	B	16	52.67	16	92.27
12	93	FV	Alan FORSTER	GAC	B	16	52.76	14	92.12
13	29	FVB	Martin LUTON	Sheane Mk2	B	9	53.04	5	91.63
14	70	FV	Graham GANT	WEV	A	16	53.13	12	91.47
15	21	FV	Richard POTTERTON	Scarab Mk2	A	16	53.36	12	91.08
16	75	FV	David COTTRELL	Apal Mk3	B	16	54.03	11	89.95
17	69	FVB	Robert COWBURN	Sheane	A	16	54.15	12	89.75
18	85	FV	Tony DOWSON	Sheane	B	11	55.08	10	88.24
19	72	FVB	James CONYERS	Leystone	B	15	55.68	9	87.28
20	26	FV	Peter ANDREWS	Sheane Mk2	B	15	56.07	15	86.68
21	97	FV	Perry TUBB	Merauder BM1A	B	4	56.84	3	85.50
22	73	FV	Clinton BELL	Venom	A	6	57.24	5	84.91
23	84	FV	Alan HARDING	AHS Dominator	B	6	58.78	3	82.68
24	28	FVB	Ben WILLIAMS	Sheane Mk1	A	15	58.89	12	82.53
25	14	FV	Steve OUGH	AHS Challenger	B	2	1:00.33	2	80.56
26	13	FV	Warren SMITH	Storm SF1	A	0	DNS	0	
27	67	FV	Paul TAYLOR	AHS Challenger	A	0	DNS	0	
28	23	FVB	Sam ENGINEER	Sheane Mk1	B	0	DNS	0	

No 10 - NO TRANSPONDER

Mallory Park

12 Oct 08 10:17

Clerk of Course : 	Time Issued : 	Chief Timekeeper :
-----------------------	-----------------------	------------------------

THESE RESULTS REMAIN PROVISIONAL FOR A MINIMUM OF 30 MINUTES FROM THE TIME OF ISSUE AND UNTIL ALL JUDICIAL AND TECHNICAL MATTERS HAVE BEEN SETTLED

Results produced on HS Sports Timing and Results Systems. Results online at www.750MC.co.uk



Provisional Qualifying Times - P3
 Demon Tweeks / Yokohama Locost Championship

Pl	No	Cl	Name	Car	Laps	Time on Lap	Behind	MPH
1	9	LC	Ed PITHER	Locost	15	56.73	8	85.67
2	39	LC	Steve EVANS	Locost	16	56.88	5	85.44
3	3	LC	Richard JENKINS	Locost	15	56.89	12	85.43
4	83	LC	Paul PRESGRAVES	Locost	15	56.97	13	85.31
5	4	LC	Alastair GARRATT	Locost	16	57.04	9	85.20
6	36	LC	Scott MITTELL	Locost	16	57.05	11	85.19
7	47	LC	Robert PALIN	Locost	15	57.06	15	85.17
8	28	LC	David BLACK	Locost	16	57.37	6	84.71
9	2	LC	Aaron BAILEY	Locost	16	57.50	11	84.52
10	53	LC	Mark GOGLE	Locost	15	57.51	11	84.51
11	74	LC	Garry BRANDON	Locost	15	57.57	11	84.42
12	21	LC	Jason GIBBONS	Locost	16	57.65	11	84.30
13	34	LC	Sam BROUGH	Locost	11	57.75	5	84.16
14	48	LC	Tom COLLIER	Locost	15	57.91	7	83.92
15	85	LC	James O'DONNELL	Locost	15	58.00	6	83.79
16	57	LC	Mike LEAR	Locost	15	58.07	12	83.69
17	77	LC	James PINKERTON	Locost	15	58.37	10	83.26
18	51	LC	Alastair ECCLESFIELD	Locost	15	58.47	7	83.12
19	31	LC	Rhys OWEN	Locost	15	58.63	14	82.89
20	37	LC	Robert SIBBONS	Locost	15	58.69	11	82.81
21	55	LCB	Jon LANCELEY	Locost Biotech	15	58.94	11	82.46
22	50	LC	James McALLISTER	Locost	15	59.29	8	81.97
23	68	LC	Andy POINTER	Locost	15	59.34	11	81.90
24	40	LC	Paul BRYANT	Locost	2	59.75	2	81.34
25	71	LC	Victoria PICKLES	Locost	15	59.90	6	81.14
26	60	LC	Richard BRADLEY	Locost	7	1:00.69	3	80.08
27	59	LC	Carl PICKERING	Locost	14	1:00.84	14	79.88
28	38	LC	Samuel GILL	Locost	12	1:01.47	9	79.06
29	58	LC	Anthony MAY	Locost	13	1:01.78	13	78.67

Not-Seen

65 LC Lee McMAMARA Locost

✘ No 38 - NO TRANSPONDER SIGNAL DETECTED

Weather / Track: Bright / Dry

Start Time : 10:16

Mallory Park

12 Oct 08 10:32

Clerk of Course : <i>[Signature]</i> 10.40	Time issued :	Chief Timekeeper : Terry Stevens <i>[Signature]</i>
---	---------------	--

THESE RESULTS REMAIN PROVISIONAL FOR A MINIMUM OF 30 MINUTES FROM THE TIME OF ISSUE AND UNTIL ALL JUDICIAL AND TECHNICAL MATTERS HAVE BEEN SETTLED

Results produced on HS Sports Timing and Results Systems. Results online at www.750MC.co.uk



Provisional Qualifying Times - P4
750 Motor Club Formula 4 Championship

Pl	No	Cl	Name	Car	Laps	Time on Lap	Behind	MPH
1	27	F4A	Jeremy WALKER	Van Diemen	20	45.06	15	107.86
2	29	F4A	Chris TIMMS	Mygale 2000US	16	45.82	16	106.07
3	55	F4A	Peter ALLEN	Van Diemen RF00	19	46.16	14	105.29
4	5	F4A	Jonathan WESTON-TAYLOR	Mygale US 2000	18	46.40	16	104.74
5	99	F4I	Charles ADRIAN	Van Diemen RF93	16	46.84	10	103.76
6	10	F4A	Jennifer SCOTT	Van Diemen RF99	18	46.97	12	103.47
7	8	F4B	Clive YORATH	Reynard SF84	18	47.94	6	101.38
8	26	F4A	Andrew MINNETT	Van Diemen	15	48.26	8	100.70
9	36	F4C	Oliver SIRRELL	Van Diemen	18	49.01	16	99.16
10	91	F4B	David HEALEY	Delta T92	17	49.45	10	98.28
11	3	F4A	Malcolm SCOTT	Van Diemen RF00	1	1:15.10	1	64.71

Not-Seen

11	F4A	Barry PRITCHARD	Van Diemen RF01
47	F4C	William TIEJEN	
56	F4C	Bryn TOOTELL	Van Diemen RF

Weather / Track: Bright / Dry

Start Time : 10:37

Mallory Park

12 Oct 08 10:54

Clerk of Course : 	Time Issued :	Chief Timekeeper : Terry Stevens 
--	---------------	---

THESE RESULTS REMAIN PROVISIONAL FOR A MINIMUM OF 30 MINUTES FROM THE TIME OF ISSUE AND UNTIL ALL JUDICIAL AND TECHNICAL MATTERS HAVE BEEN SFTTI PD

Results produced on HS Sports Timing and Results Systems. Results online at www.750MC.co.uk



Provisional Qualifying Times - P5

Lenham Cars MG Midget Challenge

Pl	No	Cl	Name	Car	Laps	Time on Lap	Behind	MPH
1	61	MMA	William SMALLRIDGE	MG Midget	11	51.22	5	94.88
2	66	MMA	Tim STORRAR	Austin Healey Sprite	13	52.58	7	92.43
3	62	MMA	Edward REEVE	MG Midget	15	52.71	12	92.20
4	63	MMA	Gil DUFFY	MG Midget	3	52.79	3	92.06
5	65	MMA	Martin MORRIS	MG Midget	15	53.59	4	90.69
6	67	MMA	David WESTON	MG Midget	3	53.99	2	90.02
7	2	VME	Dominic MOONEY	Austin Healey Sprite	11	54.65	3	88.93
8	19	MME	Nigel PRATT	MG Midget	15	55.62	5	87.38
9	11	MME	David JAMES	MG Midget	15	55.71	15	87.24
10	3	MME	Adrian MOORE	MG Midget	13	55.81	10	87.08
11	5	MME	Ian STAGG	MG Midget	15	56.21	10	86.46
12	22	MME	Peter TIPPER	MG Midget	15	56.41	13	86.15
13	7	MME	Peter COLLINSON	MG Midget	16	56.63	14	85.82
14	6	MME	Andrew ACTMAN	Austin Healey Sprite	14	56.90	3	85.41
15	10	MME	Phil ATTWOOD	MG Midget	14	57.02	9	85.23
16	86	MMC	Will SHARPE	MG Midget	15	57.75	7	84.16
17	32	MMC	David PYMM	MG Midget	14	57.99	6	83.81
18	36	MMC	Stephen COLLINSON	MG Midget	10	58.01	9	83.78
19	33	MMC	John COLLINSON	MG Midget	14	58.25	3	83.43
20	41	MMC	John STANYON	MG Midget	14	58.47	13	83.12
21	12	MME	Martin HILLARD	MG Midget	14	58.65	10	82.86
22	16	VME	Les GRIMSHAW	MG Midget	12	59.00	8	82.37
23	34	MMC	Ian LANGFORD	MG Midget	7	1:00.15	7	80.80
24	15	MME	Jason MEREDITH	MG Midget	11	1:01.57	9	78.93
25	56	MMC	Sandie ROBBIE	MG Midget	11	1:04.34	5	75.54

Not-Seen

69 MMA John HELME MG Midget

No 36 - Incorrect numbers displayed on car

Weather / Track: Bright / Dry

Start Time : 10:58

Mallory Park

12 Oct 08 11:14

Clerk of Course : <i>R.H. 11.20</i>	Time Issued :	Chief Timekeeper : Terry Stevens
--	---------------	----------------------------------

THESE RESULTS REMAIN PROVISIONAL FOR A MINIMUM OF 30 MINUTES FROM THE TIME OF ISSUE AND UNTIL ALL JUDICIAL AND TECHNICAL MATTERS HAVE BEEN SETTLED

Results produced on HS Sports Timing and Results Systems. Results online at www.750MC.co.uk



Provisional Qualifying Times - P6
 AB Performance RGB Championship

Pl	No	Cl	Name	Car	Laps	Time on Lap	Behind	MPH	
1	1	BEA	Derek JONES	BDN S2	17	49.08	17	99.02	
2	5	BEA	Steve ROBINSON	Genesis RR	13	50.10	11	1.02	97.01
3	7	BEB	Paul ROGERS	Stuart Taylor Phoenix	12	50.69	11	1.61	95.88
4	24	BEB	Josh SMITH	Stuart Taylor Phoenix	17	50.81	13	1.73	95.65
5	15	BEA	Doug CARTER	Genesis Evo	15	50.82	11	1.74	95.63
6	96	BEC	Tim GRAY	Raw Fulcrum	17	50.83	10	1.75	95.61
7	19	BEC	Henry CARR	Fisher Fury	17	51.00	13	1.92	95.29
8	9	BEC	Alastair BOULTON	Stuart Taylor Phoenix	17	51.08	11	2.00	95.14
9	6	BEC	John CUTMORE	Westfield Megablade	16	51.35	6	2.27	94.64
10	63	BEC	Colin CHAPMAN	Fisher Fury	15	51.42	15	2.34	94.52
11	88	BEC	Richard WISE	Raw Striker	17	51.65	11	2.57	94.09
12	17	BEC	David WALE	Fisher Fury	17	51.77	10	2.69	93.88
13	49	BEB	Tony GAUNT	Wolfe ZXR	16	51.81	13	2.73	93.80
14	68	BEB	Adrian MOORE	Genesis Evo	15	52.21	14	3.13	93.09
15	26	BEC	Andrew GRANT	Fisher Fury Fireblade	16	52.40	13	3.32	92.75
16	27	BEC	Robert GRANT	Raw Striker	16	52.48	16	3.40	92.61
17	77	BEC	Phil ALCOCK	Pulsar Blade	16	53.18	16	4.10	91.39
18	67	BEC	Tony CARPENTER	Stuart Taylor Phoenix	16	54.08	7	5.00	89.87
19	32	BEC	Stephen GRIFFIN	MK Indy	15	54.08	14	5.00	89.87
20	16	BEB	Neil CONSTABLE-BERRY	Fisher Fury	15	54.54	13	5.46	89.11
21	71	BEC	Nick BOYES	Fisher Fury	6	54.57	5	5.49	89.06
22	61	BEA	Mike ALLEN	Tiger MAE	8	55.67	6	6.59	87.30
23	23	BEA	James WALKER	Westfield Megabusa	6	55.69	3	6.61	87.27
24	44	BEC	Judi DERISLEY	Fisher Fury	15	58.00	15	8.92	83.79

Weather / Track: Bright / Dry

Start Time : 11:23


Mallory Park

12 Oct 08 11:39

Clerk of Course : <i>[Signature]</i> 11:59	Time Issued :	Chief Timekeeper : Terry Stevens <i>[Signature]</i>
---	---------------	--

THESE RESULTS REMAIN PROVISIONAL FOR A MINIMUM OF 30 MINUTES FROM THE TIME OF ISSUE AND UNTIL ALL JUDICIAL AND TECHNICAL MATTERS HAVE BEEN SFTTI ED

Results produced on HS Sports Timing and Results Systems. Results online at www.750MC.co.uk



Provisional Qualifying Times - P7

750 Motor Club 750 Trophy

Pl	No	Cl	Name	Car	Laps	Time on Lap	Behind	MPH	
1	20	TC	Paul MASON	Hague	15	56.95	15	85.34	
2	55	TC	Roger ROWE	RWR	15	58.30	10	83.36	
3	18	TC	Peter BOVE	JB	15	58.39	15	83.23	
4	38	TD	Simon FROST	Cooper MkXI	13	58.93	10	82.47	
5	4	TC	David BRAND	Rawson	15	59.65	12	81.48	
6	2	TI	Roger WINDLEY	Time 3B	14	59.97	11	81.04	
7	78	TD	Nigel ASHMAN	Cooper Mk VI	13	1:00.20	11	80.73	
8	3	TC	David LARKINS	Gerrell Reliant	15	1:00.27	9	80.64	
9	31	TD	Mike FOWLER	Cooper MkV	14	1:00.75	10	80.00	
10	1	TC	Don RAWSON	Rawson Climax	14	1:01.31	7	79.27	
11	22	TI	Erie MINHINNICK	Apal Formula Vee	14	1:01.49	6	79.04	
12	86	TD	John TURNER	Cooper Mk8	7	1:01.51	3	79.01	
13	84	TD	James HOLLAND	Cooper Mk8	12	1:03.44	12	76.61	
14	7	TD	Nigel CHALLIS	Cooper Norton	11	1:03.62	11	76.39	
15	45	TD	Darrell WOODS	Cooper Mk8	9	1:04.37	7	75.50	
16	33	TD	Mike GILBERT	Cooper Mk IX	12	1:04.85	12	74.94	
17	5	TD	Malcolm BELL	Cooper Mk10	13	1:05.33	12	74.39	
18	54	TD	Roy HUNT	Martin	3	1:06.28	2	73.33	
19	11	TD	Roy WRIGHT	Dastle 500	6	1:07.07	6	72.46	
20	13	TC	Gregan THRUSTON		8	1:07.21	8	72.31	
21	9	TD	Martin SHEPPARD	Cooper Mk12	8	1:07.42	6	72.09	
22	28	TD	J B JONES	Cousy	6	1:07.72	6	71.77	
23	89	TD	Shirley MUNRO	Cooper	8	1:07.79	7	71.69	
24	42	TC	Simon WINDLEY	Genie	12	1:07.96	5	71.51	
25	14	TC	Andrew BORN	Phoenix	12	1:08.78	3	70.66	
26	48	TD	Richard BISHOP-MILLER	Cooper Mk2	10	1:11.43	3	68.04	
27	6	TA	Eddie FARRELL	Austin Ulster	7	1:13.11	5	66.48	
28	36	TI	Bob HATTON	VW	5	1:24.46	4	57.54	
29	46	TD	Hakan SANDBERG	JBS F3 500	1	5:08.00	1	4:11.05	15.78

No 46 - NO TRANSPONDER SIGNAL DETECTED

Weather / Track: Bright / Dry

Start Time : 11:52

Mallory Park

12 Oct 08 12:08

Clerk of Course :

Time Issued :


Chief Timekeeper: Terry Stevens

Q&A

13-10

THESE RESULTS REMAIN PROVISIONAL FOR A MINIMUM OF 30 MINUTES FROM THE TIME OF ISSUE AND UNTIL ALL JUDICIAL AND TECHNICAL MATTERS HAVE BEEN SFTT! FD.

Results produced on HS Sports Timing and Results Systems. Results online at www.750MC.co.uk



Provisional Qualifying Times - P8

Sports Racing & GT Challenge

Pl	No	Cl	Name	Car	Laps	Time on Lap	Behind	MPH	
1	15	SRI	Arnie BLACK	Crossle 9S	17	49.66	11	97.87	
2	34	SRB	Roger DONNAN	Crossle 9S	17	50.62	11	0.96	96.01
3	80	SRB	Garry WILSON	Crossle 9S	17	51.27	12	1.61	94.79
4	0	SRA	Mark JORDAN	Cobra	17	51.44	10	1.78	94.48
5	65	SRA	Cheng LIM	RAM SC Cobra	15	51.46	13	1.80	94.44
6	57	SRA	Nick TAYLOR	Cobra GD 427	6	51.76	5	2.10	93.89
7	37	SRB	Mike WALKER	Crossle 9S	17	51.77	9	2.11	93.88
8	4	SRB	Gwyn POLLARD	Crossle 9S	15	52.25	13	2.59	93.01
9	8	SRA	Cliff FINN	Ginetta 12	11	52.29	9	2.63	92.94
10	71	SRB	Andrew TODD	Crossle 9S	15	52.89	5	3.23	91.89
11	20	SRD	Adam WILKINSON	Lotus 11 Replica	15	53.98	15	4.32	90.03
12	11	SRB	Ken CULVERWELL	Mamba C23R	9	54.15	9	4.49	89.75
13	55	SRB	Peter WRIGHT	Crossle 9S	15	54.60	15	4.94	89.01
14	29	SRC	John SUCKLING	Taydec Mk2	15	55.12	15	5.46	88.17
15	7	SRI	Stephen BROWN	Jaguar E Type	15	55.16	11	5.50	88.11
16	12	SRB	John RAND	Sturdgess	5	55.43	5	5.77	87.68
17	44	SRI	Christopher GODDARD	Ferrari GTB	15	55.61	15	5.95	87.39
18	73	SRC	Tim BURNETT	Jaguar D Type	8	55.79	5	6.13	87.11
19	6	SRI	John PLANT	Kougar	15	55.91	12	6.25	86.93
20	27	SRB	Graham PADDICK	Kougar Jaguar	11	56.28	5	6.62	86.35
21	58	SRC	Jerry KNIGHT	Jaguar D Type Replica	16	56.37	15	6.71	86.22
22	95	SRB	Eamonn LEDWIDGE	Crossle 9S	15	57.06	8	7.40	85.17
23	38	SRB	Dominic SPICER	Crossle 9S	15	57.06	10	7.40	85.17
24	66	SRD	David GREENBANK	Ford Mustang	15	59.52	10	9.86	81.65

Not-Seen

26 SRA Clinton DORRELL Cobra GD 427

* There will be no race 7(F Vee Final) so the SRGT race will be the 7th race at approx 16:40 *

Weather / Track: Bright / Dry

Start Time : 12:12

Mallory Park

12 Oct 08 12:47

Clerk of Course : 	Time Issued :	Chief Timekeeper : Terry Stevens 
--	---------------	---

THESE RESULTS REMAIN PROVISIONAL FOR A MINIMUM OF 30 MINUTES FROM THE TIME OF ISSUE AND UNTIL ALL JUDICIAL AND TECHNICAL MATTERS HAVE BEEN
SFTTI PD

Results produced on HS Sports Timing and Results Systems. Results online at www.750MC.co.uk

AMENDED

RACE GRID

AMENDED

750 Motor Club Formula Vee Championship

Race 1

ROW 12	28 00:58.890 Ben WILLIAMS	14 01:00.330 Steve OUGH
ROW 11	73 00:57.240 Clinton BELL	84 00:58.780 Alan HARDING
ROW 10	72 00:55.680 James CONYERS	26 00:56.070 Peter ANDREWS
ROW 9	69 00:54.150 Robert COWBURN	85 00:55.080 Tony DOWSON
ROW 8	21 00:53.360 Richard POTTERTON	75 00:54.030 David COTTRELL
ROW 7	29 00:53.040 Martin LUTON	70 00:53.130 Graham GANT
ROW 6	9 00:52.670 Stephen GLASSWELL	93 00:52.760 Alan FORSTER
ROW 5	87 00:52.150 Jenny ANDERSON	55 00:52.400 Peter STUDER
ROW 4	48 00:51.850 Tim PROBERT	7 00:51.960 Ian BUXTON
ROW 3	94 00:51.600 Peter BELSEY	62 00:51.770 Ken ELLIOTT
ROW 2	10 00:51.440 Jamie CONYERS	2 00:51.530 Martin FARMER
ROW 1	3 00:50.870 Daniel HANDS	27 00:51.030 John HUGHES

POLE

[Handwritten signature] 11.44

[Handwritten signature]

RACE GRID

Demon Tweeks / Yokohama Locost Championship

Race 2

ROW 16			
ROW 15	58 01:01.780 Anthony MAY		
ROW 14		59 01:00.840 Carl PICKERING	38 01:01.470 Samuel GILL
ROW 13	71 00:59.900 Victoria PICKLES		60 01:00.690 Richard BRADLEY
ROW 12		68 00:59.340 Andy POINTER	40 00:59.750 Paul BRYANT
ROW 11	55 00:58.940 Jon LANCELEY		50 00:59.290 James McALLISTER
ROW 10		31 00:58.630 Rhys OWEN	37 00:58.690 Robert SIBBONS
ROW 9	77 00:58.370 James PINKERTON		51 00:58.470 Alastair ECCLESFIELD
ROW 8		85 00:58.000 James O'DONNELL	57 00:58.070 Mike LEAR
ROW 7	34 00:57.750 Sam BROUGH		48 00:57.910 Tom COLLER
ROW 6		74 00:57.570 Garry BRANDON	21 00:57.650 Jason GIBBONS
ROW 5	2 00:57.500 Aaron BAILEY		53 00:57.510 Mark GOGLE
ROW 4		47 00:57.060 Robert PALIN	28 00:57.370 David BLACK
ROW 3	4 00:57.040 Alastair GARRATT		36 00:57.050 Scott MITTELL
ROW 2		3 00:56.890 Richard JENKINS	83 00:56.970 Paul PRESGRAVES
ROW 1	9 00:56.730 Ed PITHER		39 00:56.880 Steve EVANS
	POLE		

RACE GRID

750 Motor Club Formula 4 Championship

Race 3

3	Malcolm SCOTT	01:15.100
----------	---------------	-----------

36	Oliver SIRRELL	00:49.010
-----------	----------------	-----------

8	Clive YORATH	00:47.940
----------	--------------	-----------

99	Charles ADRIAN	00:46.840
-----------	----------------	-----------

55	Peter ALLEN	00:46.160
-----------	-------------	-----------

27	Jeremy WALKER	00:45.060
-----------	---------------	-----------

91	David HEALEY	00:49.450
-----------	--------------	-----------

26	Andrew MINNETT	00:48.260
-----------	----------------	-----------

10	Jennifer SCOTT	00:46.970
-----------	----------------	-----------

5	Jonathan WESTON-TAYL	00:46.400
----------	----------------------	-----------

29	Chris TIMMS	00:45.820
-----------	-------------	-----------

POLE

RACE GRID

Lenham Cars MG Midget Challenge

Race 4

ROW 14			
ROW 13	56 01:04.340 Sandie ROBBIE		
ROW 12	34 01:00.150 Ian LANGFORD		15 01:01.570 Jason MEREDITH
ROW 11	12 00:58.650 Martin HILLARD	16 00:59.000 Les GRIMSHAW	
ROW 10	33 00:58.250 John COLLINSON		41 00:58.470 John STANYON
ROW 9	32 00:57.990 David PYMM	36 00:58.010 Stephen COLLINSON	
ROW 8	10 00:57.020 Phil ATTWOOD		86 00:57.750 Will SHARPE
ROW 7	7 00:56.630 Peter COLLINSON	6 00:56.900 Andrew ACTMAN	
ROW 6	5 00:56.210 Ian STAGG		22 00:56.410 Peter TIPPER
ROW 5	11 00:55.710 David JAMES	3 00:55.810 Adrian MOORE	
ROW 4	2 00:54.650 Dominic MOONEY		19 00:55.620 Nigel PRATT
ROW 3	65 00:53.590 Martin MORRIS	67 00:53.990 David WESTON	
ROW 2	62 00:52.710 Edward REEVE		63 00:52.790 Gil DUFFY
ROW 1	61 00:51.220 William SMALLRIDGE	66 00:52.580 Tim STORRAR	
POLE			

RACE GRID

AB Performance RGB Championship

Race 5

ROW 12		23 00:55.690 James WALKER		44 00:58.000 Judith DERISLEY
ROW 11	71 00:54.570 Nick BOYES		61 00:55.670 Mike ALLEN	
ROW 10		32 00:54.080 Stephen GRIFFIN		16 00:54.540 Neil CONSTABLE-BERR
ROW 9	77 00:53.180 Phil ALCOCK		67 00:54.080 Tony CARPENTER	
ROW 8		26 00:52.400 Andrew GRANT		27 00:52.480 Robert GRANT
ROW 7	49 00:51.810 Tony GAUNT		68 00:52.210 Adrian MOORE	
ROW 6		88 00:51.650 Richard WISE		17 00:51.770 David WALE
ROW 5	6 00:51.350 John CUTMORE		63 00:51.420 Colin CHAPMAN	
ROW 4		19 00:51.000 Henry CARR		9 00:51.080 Alastair BOULTON
ROW 3	15 00:50.820 Doug CARTER		96 00:50.830 Tim GRAY	
ROW 2		7 00:50.690 Paul ROGERS		24 00:50.810 Josh SMITH
ROW 1	1 00:49.080 Derek JONES		5 00:50.100 Steve ROBINSON	
POLE				



RACE GRID

750 Motor Club 750 Trophy

Race 6

ROW 16			
ROW 15	46 05:08.000 Hakan SANDBERG		
ROW 14		6 01:13.110 Eddie FARRELL	36 01:24.460 Bob HATTON
ROW 13	14 01:08.780 Andrew BORN		48 01:11.430 Richard BISHOP-MILLER
ROW 12		89 01:07.790 Shirley MUNRO	42 01:07.960 Simon WINDLEY
ROW 11	9 01:07.420 Martin SHEPPARD		28 01:07.720 J B JONES
ROW 10		11 01:07.070 Roy WRIGHT	13 01:07.210 Gegan THRUSTON
ROW 9	5 01:05.330 Malcolm BELL		54 01:06.280 Roy HUNT
ROW 8		45 01:04.370 Darrell WOODS	33 01:04.850 Mike GILBERT
ROW 7	84 01:03.440 James HOLLAND		7 01:03.620 Nigel CHALLIS
ROW 6		22 01:01.490 Erle MINHINNICK	86 01:01.510 John TURNER
ROW 5	31 01:00.750 Mike FOWLER		1 01:01.310 Don RAWSON
ROW 4		78 01:00.200 Nigel ASHMAN	3 01:00.270 David LARKINS
ROW 3	4 00:59.650 David BRAND		2 00:59.970 Roger WINDLEY
ROW 2		18 00:58.390 Peter BOVE	38 00:58.930 Simon FROST
ROW 1	20 00:56.950 Paul MASON		55 00:58.300 Roger ROWE


POLE


RACE GRID

Sports Racing & GT Challenge

Race 8

ROW 12	38 00:57.060 Dominic SPICER	66 00:59.520 David GREENBANK
ROW 11	58 00:56.370 Jerry KNIGHT	95 00:57.060 Eamonn LEDWIDGE
ROW 10	6 00:55.910 John PLANT	27 00:56.280 Graham PADDICK
ROW 9	44 00:55.610 Christopher GODDARD	73 00:55.790 Tim BURNETT
ROW 8	7 00:55.160 Stephen BROWN	12 00:55.430 John RAND
ROW 7	55 00:54.600 Peter WRIGHT	29 00:55.120 John SUCKLING
ROW 6	20 00:53.980 Adam WILKINSON	11 00:54.150 Ken CULVERWELL
ROW 5	8 00:52.290 Cliff FINN	71 00:52.890 Andrew TODD
ROW 4	37 00:51.770 Mike WALKER	4 00:52.250 Gwyn POLLARD
ROW 3	65 00:51.460 Cheng LIM	57 00:51.760 Nick TAYLOR
ROW 2	80 00:51.270 Garry WILSON	0 00:51.440 Mark JORDAN
ROW 1	15 00:49.660 Arnie BLACK	34 00:50.620 Roger DONNAN
POLE		





Provisional Results - Race 1 (Restart)
750 Motor Club Formula Vee Championship

Pl	No	Cl	Name	Car	Laps	Time	Behind	MPH	Best Lap on	MPH
1	27	FV	John HUGHES	Scarab MK5	13	11:26.64		92.01	51.96	2 93.53
2	3	FV	Daniel HANDS	GAC 001	13	11:31.64	5.00	91.35	51.70	8 94.00
3	2	FV	Martin FARMER	Sheane	13	11:35.99	9.35	90.78	51.82	2 93.79
4	93	FV	Alan FORSTER	GAC	13	11:36.27	9.63	90.74	52.65	2 92.31
5	62	FV	Ken ELLIOTT	Leastone Bowles	13	11:37.37	10.73	90.60	52.00	2 93.46
6	55	FV	Peter STUDER	Sheane	13	11:38.28	11.64	90.48	52.35	13 92.84
7	9	FV	Stephen GLASSWELL	Storm	13	11:38.59	11.95	90.44	52.51	8 92.55
8	10	FV	Jamie CONYERS	GAC 03	13	11:39.02	12.38	90.38	51.89	2 93.66
9	48	FV	Tim PROBERT	Storm FF1	13	11:39.33	12.69	90.34	52.02	10 93.43
10	94	FV	Peter BELSEY	Spyder MK2	13	11:40.05	13.41	90.25	51.70	4 94.00
11	87	FV	Jenny ANDERSON	GAC 01	13	11:40.56	13.92	90.18	52.14	10 93.21
12	14	FV	Steve OUGH	AHS Challenger	13	11:54.33	27.69	88.45	53.93	4 90.12
13	29	FVB	Martin LUTON	Sheane Mk2	13	11:55.27	28.63	88.33	52.99	12 91.72
14	69	FVB	Robert COWBURN	Sheane	13	11:58.27	31.63	87.96	53.74	10 90.44
15	70	FV	Graham GANT	WEV	13	11:59.07	32.43	87.86	53.83	10 90.28
16	75	FV	David COTTRELL	Apal Mk3	13	12:01.96	35.32	87.51	53.69	10 90.52
17	73	FV	Clinton BELL	Venom	13	12:05.31	38.67	87.11	54.57	7 89.06
18	26	FV	Peter ANDREWS	Sheane Mk2	12	11:40.43	1 Lap	83.26	56.63	2 85.82
19	72	FVB	James CONYERS	Leastone	12	11:42.46	1 Lap	83.02	56.05	10 86.71
20	28	FVB	Ben WILLIAMS	Sheane Mk1	12	12:13.22	1 Lap	79.54	58.05	2 83.72

Not-Classified

84	FV	Alan HARDING	AHS Dominator	10	9:24.27	DNF	86.13	54.22	2 89.63
85	FV	Tony DOWSON	Sheane	4	5:16.54	DNF	61.41	55.28	3 87.92
21	FV	Richard POTTERTON	Scarab Mk2	3	2:55.86	DNF	82.91	54.76	2 88.75
7	FV	Ian BUXTON	GAC	0		Starter	0.00		

Fastest Lap

94	FV	Peter BELSEY	Spyder MK2					51.70	4 94.00
3	FV	Daniel HANDS	GAC 001					51.70	8 94.00
29	FVB	Martin LUTON	Sheane Mk2					52.99	12 91.72

2-part race, no 7 took first start. No 84 - no transponder signal detected.

Weather / Track: Bright / Dry

Start Time : 14:02

Mallory Park

12 Oct 08 14:16

Clerk of Course : 	Time Issued :	Chief Timekeeper : Terry Stevens 
--	---------------	---

THESE RESULTS REMAIN PROVISIONAL FOR A MINIMUM OF 30 MINUTES FROM THE TIME OF ISSUE AND UNTIL ALL JUDICIAL AND TECHNICAL MATTERS HAVE BEEN SETTLED

Results produced on HS Sports Timing and Results Systems. Results online at www.750MC.co.uk



Provisional Results - Race 2

Demon Tweeks / Yokohama Locost Championship

Pl	No	Cl	Name	Car	Laps	Time	Behind	MPH	Best Lap on	MPH
1	9	LC	Ed PITHER	Locost	15	14:47.64		82.13	58.05	2 83.72
2	47	LC	Robert PALIN	Locost	15	14:47.88	0.24	82.11	57.19	3 84.98
3	36	LC	Scott MITTELL	Locost	15	14:47.96	0.32	82.10	57.77	3 84.13
4	3	LC	Richard JENKINS	Locost	15	14:48.55	0.91	82.04	57.90	2 83.94
5	39	LC	Steve EVANS	Locost	15	14:49.51	1.87	81.96	57.91	3 83.92
6	28	LC	David BLACK	Locost	15	14:51.51	3.87	81.77	57.49	4 84.54
7	74	LC	Garry BRANDON	Locost	15	14:51.80	4.16	81.74	57.99	5 83.81
8	83	LC	Paul PRESGRAVES	Locost	15	14:56.15	8.51	81.35	57.76	4 84.14
9	4	LC	Alastair GARRATT	Locost	15	14:56.38	8.74	81.33	58.01	2 83.78
10	85	LC	James O'DONNELL	Locost	15	14:58.67	11.03	81.12	57.96	4 83.85
11	21	LC	Jason GIBBONS	Locost	15	15:00.36	12.72	80.97	58.53	5 83.03
12	48	LC	Tom COLLER	Locost	15	15:02.94	15.30	80.74	57.92	4 83.91
13	57	LC	Mike LEAR	Locost	15	15:04.69	17.05	80.58	58.70	4 82.79
14	31	LC	Rhys OWEN	Locost	15	15:06.22	18.58	80.44	58.85	7 82.58
15	77	LC	James PINKERTON	Locost	15	15:07.36	19.72	80.34	58.76	5 82.71
16	55	LCB	Jon LANCELEY	Locost Biotech	15	15:07.46	19.82	80.33	58.71	3 82.78
17	51	LC	Alastair ECCLESFIELD	Locost	15	15:10.12	22.48	80.10	58.79	3 82.67
18	34	LC	Sam BROUGH	Locost	15	15:19.89	32.25	79.25	58.95	3 82.44
19	53	LC	Mark GOGLE	Locost	15	15:26.45	38.81	78.69	58.44	3 83.16
20	37	LC	Robert SIBBONS	Locost	15	15:26.87	39.23	78.65	59.86	4 81.19
21	50	LC	James McALLISTER	Locost	15	15:34.46	46.82	78.01	1:00.38	3 80.49
22	71	LC	Victoria PICKLES	Locost	15	15:35.00	47.36	77.97	1:00.48	5 80.36
23	58	LC	Anthony MAY	Locost	15	15:39.60	51.96	77.59	1:00.52	5 80.30
24	60	LC	Richard BRADLEY	Locost	15	15:39.84	52.20	77.57	1:01.37	3 79.19
25	38	LC	Samuel GILL	Locost	15	15:40.40	52.76	77.52	1:00.71	15 80.05
26	59	LC	Carl PICKERING	Locost	14	15:02.19	1 Lap	75.42	1:01.75	5 78.70
<u>Not-Classified</u>										
68	LC	Andy POINTER	Locost		8	8:18.52	DNF	77.99	59.98	7 81.03
40	LC	Paul BRYANT	Locost		6	6:03.90	DNF	80.13	58.12	4 83.62
2	LC	Aaron BAILEY	Locost		1	1:07.68	DNF	71.81	1:07.68	1 71.81
<u>Fastest Lap</u>										
47	LC	Robert PALIN	Locost						57.19	3 84.98
55	LCB	Jon LANCELEY	Locost Biotech						58.71	3 82.78

Weather / Track: Bright / Dry

Start Time : 14:21

Mallory Park

12 Oct 08 14:37

Clerk of Course : <i>[Signature]</i> 14 59	Time issued :	Chief Timekeeper : Terry Stevens <i>[Signature]</i>
---	---------------	--

THESE RESULTS REMAIN PROVISIONAL FOR A MINIMUM OF 30 MINUTES FROM THE TIME OF ISSUE AND UNTIL ALL JUDICIAL AND TECHNICAL MATTERS HAVE BEEN SETTLED

Results produced on HS Sports Timing and Results Systems. Results online at www.750MC.co.uk



Provisional Results - Race 3

750 Motor Club Formula 4 Championship

Pl	No	Cl	Name	Car	Laps	Time	Behind	MPH	Best Lap on	MPH
1	27	F4A	Jeremy WALKER	Van Diemen	25	19:30.34		103.82	45.86	19 105.97
2	5	F4A	Jonathan WESTON-TAYLOR	Mygale US 2000	25	19:35.71	5.37	103.34	46.29	21 104.99
3	55	F4A	Peter ALLEN	Van Diemen RF00	25	19:36.90	6.56	103.24	46.30	24 104.97
4	29	F4A	Chris TIMMS	Mygale 2000US	25	19:38.01	7.67	103.14	46.11	22 105.40
5	10	F4A	Jennifer SCOTT	Van Diemen RF99	24	19:37.90	1 Lap	99.02	47.91	16 101.44
6	8	F4B	Clive YORATH	Reynard SF84	24	19:47.94	1 Lap	98.19	46.99	4 103.43
7	36	F4C	Oliver SIRRELL	Van Diemen	24	20:19.74	1 Lap	95.63	49.60	17 97.98
8	91	F4B	David HEALEY	Delta T92	23	19:49.94	2 Laps	93.94	50.51	15 96.22

Not-Classified

26	F4A	Andrew MINNETT	Van Diemen	19	15:42.29	DNF	98.00	48.34	16 100.54
99	F4I	Charles ADRIAN	Van Diemen RF93	11	8:50.31	DNF	100.81	46.68	8 104.11
3	F4A	Malcolm SCOTT	Van Diemen RF00	5	4:06.45	DNF	98.60	46.78	4 103.89

Fastest Lap



27	F4A	Jeremy WALKER	Van Diemen					45.86	19 105.97
99	F4I	Charles ADRIAN	Van Diemen RF93					46.68	8 104.11
8	F4B	Clive YORATH	Reynard SF84					46.99	4 103.43
36	F4C	Oliver SIRRELL	Van Diemen					49.60	17 97.98

Weather / Track: Bright / Dry

Start Time : 14:50

Mallory Park

12 Oct 08 15:11

Clerk of Course : 	Time Issued :	Chief Timekeeper : Terry Stevens 
--	---------------	---

THESE RESULTS REMAIN PROVISIONAL FOR A MINIMUM OF 30 MINUTES FROM THE TIME OF ISSUE AND UNTIL ALL JUDICIAL AND TECHNICAL MATTERS HAVE BEEN SETTLED

Results produced on HS Sports Timing and Results Systems. Results online at www.750MC.co.uk



Provisional Results - Race 4

Lenham Cars MG Midget Challenge

Pl	No	Cl	Name	Car	Laps	Time	Behind	MPH	Best Lap on	MPH
1	61	MMA	William SMALLRIDGE	MG Midget	16	13:56.03		93.01	50.82	2 95.63
2	62	MMA	Edward REEVE	MG Midget	16	14:23.22	27.19	90.08	52.42	3 92.71
3	65	MMA	Martin MORRIS	MG Midget	16	14:23.78	27.75	90.02	52.87	2 91.92
4	66	MMA	Paul SIBLEY	Austin Healey Sprite	16	14:43.36	47.33	88.03	52.98	2 91.73
5	7	MMB	Peter COLLINSON	MG Midget	16	14:51.09	55.06	87.26	53.98	3 90.03
6	11	MMB	David JAMES	MG Midget	15	14:07.63	1 Lap	86.00	54.97	7 88.41
7	22	MMB	Peter TIPPER	MG Midget	15	14:14.27	1 Lap	85.34	55.29	6 87.90
8	5	MMB	Ian STAGG	MG Midget	15	14:21.33	1 Lap	84.64	55.65	12 87.33
9	6	MMB	Andrew ACTMAN	Austin Healey Sprite	15	14:23.72	1 Lap	84.40	56.39	2 86.19
10	19	MMB	Nigel PRATT	MG Midget	15	14:29.81	1 Lap	83.81	55.38	3 87.76
11	10	MMB	Phil ATTWOOD	MG Midget	15	14:46.67	1 Lap	82.22	56.80	6 85.56
12	86	MMC	Will SHARPE	MG Midget	15	14:50.28	1 Lap	81.88	58.11	6 83.63
13	32	MMC	David PYMM	MG Midget	15	14:51.70	1 Lap	81.75	58.02	6 83.76
14	36	MMC	Stephen COLLINSON	MG Midget	15	14:51.99	1 Lap	81.73	57.77	2 84.13
15	33	MMC	John COLLINSON	MG Midget	15	14:53.20	1 Lap	81.62	57.83	9 84.04
16	41	MMC	John STANYON	MG Midget	15	14:54.02	1 Lap	81.54	58.20	4 83.51
17	12	MMB	Martin HILLARD	MG Midget	14	14:08.03	2 Laps	80.23	58.73	11 82.75
18	2	MMB	Dominic MOONEY	Austin Healey Sprite	14	14:19.04	2 Laps	79.20	54.39	5 89.35
19	34	MMC	Ian LANGFORD	MG Midget	14	14:32.37	2 Laps	77.99	1:00.51	5 80.32
20	56	MMC	Sandie ROBBIE	MG Midget	12	14:48.45	4 Laps	65.64	1:10.08	10 69.35
<u>Not-Classified</u>										
16	MMB	Les GRIMSHAW	MG Midget	13	12:52.66	DNF	81.77	57.39	3 84.68	
67	MMA	David WESTON	MG Midget	7	6:19.63	DNF	89.61	52.47	3 92.62	
15	MMB	Jason MEREDITH	MG Midget	2	2:17.38	DNF	70.75	1:05.53	2 74.16	
<u>Non-Starters</u>										
3	MMB	Adrian MOORE	MG Midget							
63	MMA	Gil DUFFY	MG Midget							
<u>Fastest Lap</u>										
61	MMA	William SMALLRIDGE	MG Midget					50.82	2 95.63	
7	MMB	Peter COLLINSON	MG Midget					53.98	3 90.03	
36	MMC	Stephen COLLINSON	MG Midget					57.77	2 84.13	

Weather / Track: Bright / Dry

Start Time : 15:21


Mallory Park

12 Oct 08 15:36

Clerk of Course : 15:45	Time Issued :	Chief Timekeeper : Terry Stevens
----------------------------	---------------	--------------------------------------

THESE RESULTS REMAIN PROVISIONAL FOR A MINIMUM OF 30 MINUTES FROM THE TIME OF ISSUE AND UNTIL ALL JUDICIAL AND TECHNICAL MATTERS HAVE BEEN SETTLED

Results produced on HS Sports Timing and Results Systems. Results online at www.750MC.co.uk



Provisional Results - Race 5 (Restart)

AB Performance RGB Championship

Pl	No	Cl	Name	Car	Laps	Time	Behind	MPH	Best Lap on	MPH
1	1	BEA	Derek JONES	BDN S2	5	4:14.36		95.53	49.28	2 98.62
2	5	BEA	Steve ROBINSON	Genesis RR	5	4:14.78	0.42	95.38	49.27	3 98.64
3	7	BEB	Paul ROGERS	Stuart Taylor Phoenix	5	4:22.04	7.68	92.73	50.77	3 95.73
4	9	BEC	Alastair BOULTON	Stuart Taylor Phoenix	5	4:25.61	11.25	91.49	51.00	2 95.29
5	88	BEC	Richard WISE	Raw Striker	5	4:26.16	11.80	91.30	51.69	3 94.02
6	68	BEB	Adrian MOORE	Genesis Evo	5	4:29.28	14.92	90.24	52.05	2 93.37
7	15	BEA	Doug CARTER	Genesis Evo	5	4:30.10	15.74	89.97	52.12	4 93.25
8	17	BEC	David WALE	Fisher Fury	5	4:35.88	21.52	88.08	53.40	4 91.01
9	26	BEC	Andrew GRANT	Fisher Fury Fireblade	5	4:36.25	21.89	87.96	53.16	4 91.42
10	16	BEB	Neil CONSTABLE-BERRY	Fisher Fury	5	4:40.54	26.18	86.62	53.61	3 90.65
11	19	BEC	Henry CARR	Fisher Fury	5	4:44.95	30.59	85.28	53.46	5 90.91
12	71	BEC	Nick BOYES	Fisher Fury	5	4:49.92	35.56	83.82	54.79	5 88.70
13	67	BEC	Tony CARPENTER	Stuart Taylor Phoenix	5	4:50.58	36.22	83.63	56.16	3 86.54
14	44	BEC	Judi DERISLEY	Fisher Fury	4	4:20.58	1 Lap	74.60	1:02.53	2 77.72

Not-Classified

49	BEB	Tony GAUNT	Wolfe ZXR	4	3:51.36	DNF	84.02	51.36	3 94.63
27	BEC	Robert GRANT	Raw Striker	3	2:56.29	DNF	82.70	54.73	3 88.80
6	BEC	John CUTMORE	Westfield Megablade	1	1:00.34	DNF	80.54	1:00.34	1 80.54
23	BEA	James WALKER	Westfield Megabusa	0		Starter	0.00		
24	BEB	Josh SMITH	Stuart Taylor Phoenix	0		Starter	0.00		
32	BEC	Stephen GRIFFIN	MK Indy	0		Starter	0.00		
61	BEA	Mike ALLEN	Tiger MAE	0		Starter	0.00		
77	BEC	Phil ALCOCK	Pulsar Blade	0		Starter	0.00		
96	BEC	Tim GRAY	Raw Fulcrum	0		Starter	0.00		

Non-Starters

63	BEC	Colin CHAPMAN	Fisher Fury
----	-----	---------------	-------------

Fastest Lap

5	BEA	Steve ROBINSON	Genesis RR	49.27	3 98.64
7	BEB	Paul ROGERS	Stuart Taylor Phoenix	50.77	3 95.73
9	BEC	Alastair BOULTON	Stuart Taylor Phoenix	51.00	2 95.29

2-part race. No 23, 24, 61, 77 & 96 took first start.

Weather / Track: Bright / Dry

Start Time : 16:07

Mallory Park

12 Oct 08 16:13

Clerk of Course : 	Time Issued :	Chief Timekeeper : Terry Stevens
---	---------------	----------------------------------

THESE RESULTS REMAIN PROVISIONAL FOR A MINIMUM OF 30 MINUTES FROM THE TIME OF ISSUE AND UNTIL ALL JUDICIAL AND TECHNICAL MATTERS HAVE BEEN SETTLED

Results produced on HS Sports Timing and Results Systems. Results online at www.750MC.co.uk



Provisional Results - Race 6

750 Motor Club 750 Trophy

Pl	No	Cl	Name	Car	Laps	Time	Behind	MPH	Best Lap on	MPH	
1	20	TC	Paul MASON	Hague	15	14:48.29		82.07	58.01	10	83.78
2	55	TC	Roger ROWE	RWR	15	15:00.82	12.53	80.93	58.37	12	83.26
3	18	TC	Peter BOVE	JB	15	15:02.13	13.84	80.81	58.45	6	83.15
4	4	TC	David BRAND	Rawson	15	15:14.54	26.25	79.71	59.58	6	81.57
5	38	TD	Simon FROST	Cooper MkXI	15	15:15.90	27.61	79.59	59.88	5	81.16
6	78	TD	Nigel ASHMAN	Cooper Mk VI	15	15:16.12	27.83	79.57	59.52	3	81.65
7	2	TI	Roger WINDLEY	Time 3B	15	15:35.82	47.53	77.90	1:00.13	8	80.82
8	1	TC	Don RAWSON	Rawson Climax	15	15:42.31	54.02	77.36	1:00.41	8	80.45
9	31	TD	Mike FOWLER	Cooper MkV	15	15:42.98	54.69	77.31	1:00.97	2	79.71
10	22	TI	Erle MINHINNICK	Apal Formula Vee	15	15:45.98	57.69	77.06	1:00.40	2	80.46
11	86	TD	John TURNER	Cooper Mk8	15	16:12.75	1:24.46	74.94	1:00.21	3	80.72
12	7	TD	Nigel CHALLIS	Cooper Norton	14	15:16.55	1 Lap	74.23	1:02.38	2	77.91
13	3	TC	David LARKINS	Gerrell Reliant	14	15:18.61	1 Lap	74.07	59.87	4	81.18
14	84	TD	James HOLLAND	Cooper Mk8	14	15:19.88	1 Lap	73.97	1:03.80	4	76.18
15	45	TD	Darrell WOODS	Cooper Mk8	14	15:32.70	1 Lap	72.95	1:03.99	4	75.95
16	5	TD	Malcolm BELL	Cooper Mk10	14	15:46.40	1 Lap	71.89	1:04.86	3	74.93
17	9	TD	Martin SHEPPARD	Cooper Mk12	14	15:49.91	1 Lap	71.63	1:04.84	13	74.95
18	42	TC	Simon WINDLEY	Genie	14	15:55.27	1 Lap	71.23	1:00.55	3	80.26
19	11	TD	Roy WRIGHT	Dastle 500	13	14:52.64	2 Laps	70.78	1:05.99	3	73.65
20	14	TC	Andrew BORN	Phoenix	13	15:20.00	2 Laps	68.67	1:08.32	11	71.14
21	48	TD	Richard BISHOP-MILLER	Cooper Mk2	13	15:30.88	2 Laps	67.87	1:07.92	3	71.55
22	6	TA	Eddie FARRELL	Austin Ulster	12	15:25.15	3 Laps	63.04	1:11.86	2	67.63

Not-Classified

89	TD	Shirley MUNRO	Cooper	11	12:37.45	DNF	70.58	1:05.93	3	73.71
33	TD	Mike GILBERT	Cooper Mk IX	7	8:11.66	DNF	69.19	1:04.20	2	75.70
28	TD	J B JONES	Cousy	6	7:12.00	DNF	67.50	1:08.35	5	71.10
36	TI	Bob HATTON	VW	4	6:02.01	DNF	53.70	1:23.37	2	58.29
13	TC	Gregan THRUSTON		3	3:51.76	DNF	62.91	1:12.45	3	67.08
46	TD	Hakan SANDBERG	JBS F3 500	0		Starter	0.00			

Non-Starters

54 TD Roy HUNT Martin

Fastest Lap

20	TC	Paul MASON	Hague				58.01	10	83.78
78	TD	Nigel ASHMAN	Cooper Mk VI				59.52	3	81.65
2	TI	Roger WINDLEY	Time 3B				1:00.13	8	80.82
6	TA	Eddie FARRELL	Austin Ulster				1:11.86	2	67.63

Weather / Track: Bright / Dry

Start Time : 16:32

Mallory Park

12 Oct 08 16:49

Clerk of Course : 	Time Issued :	Chief Timekeeper : Terry Stevens 
--	---------------	---

THESE RESULTS REMAIN PROVISIONAL FOR A MINIMUM OF 30 MINUTES FROM THE TIME OF ISSUE AND UNTIL ALL JUDICIAL AND TECHNICAL MATTERS HAVE BEEN SETTLED

Results produced on HS Sports Timing and Results Systems. Results online at www.750MC.co.uk



Provisional Results - Race 8

Sports Racing & GT Challenge

Pl	No	Cl	Name	Car	Laps	Time	Behind	MPH	Best Lap on	MPH	
1	65	SRA	Cheng LIM	RAM SC Cobra	34	29:37.77		92.95	50.83	13	95.61
2	80	SRB	Garry WILSON	Crossle 9S	34	29:55.12	17.35	92.05	50.81	24	95.65
3	4	SRB	Gwyn POLLARD	Crossle 9S	34	30:06.08	28.31	91.49	50.65	24	95.95
4	0	SRA	Mark JORDAN	Cobra	33	29:45.90	1 Lap	89.80	52.40	4	92.75
5	71	SRB	Andrew TODD	Crossle 9S	33	30:09.56	1 Lap	88.63	52.74	18	92.15
6	29	SRC	John SUCKLING	Taydec Mk2	33	30:10.78	1 Lap	88.57	52.90	30	91.87
7	11	SRB	Ken CULVERWELL	Mamba C23R	32	29:54.42	2 Laps	86.67	54.39	25	89.35
8	20	SRD	Adam WILKINSON	Lotus 11 Replica	32	29:54.97	2 Laps	86.64	54.47	30	89.22
9	55	SRB	Peter WRIGHT	Crossle 9S	32	30:11.57	2 Laps	85.85	54.04	19	89.93
10	58	SRC	Jerry KNIGHT	Jaguar D Type Replica	32	30:31.76	2 Laps	84.90	54.93	25	88.48
11	44	SRI	Christopher GODDARD	Ferrari GTB	32	30:33.95	2 Laps	84.80	55.46	25	87.63
12	38	SRB	Dominic SPICER	Crossle 9S	31	30:34.42	3 Laps	82.13	57.21	11	84.95
13	7	SRI	Stephen BROWN	Jaguar E Type	30	29:43.48	4 Laps	81.75	56.99	23	85.28
14	66	SRD	David GREENBANK	Ford Mustang	29	29:45.04	5 Laps	78.96	59.79	3	81.28
15	95	SRB	Eamonn LEDWIDGE	Crossle 9S	29	30:23.95	5 Laps	77.27	58.02	29	83.76

Not-Classified

15	SRI	Arnie BLACK	Crossle 9S	26	22:42.61	DNF	92.73	50.15	22	96.91
37	SRB	Mike WALKER	Crossle 9S	23	20:51.43	DNF	89.32	51.80	21	93.82
34	SRB	Roger DONNAN	Crossle 9S	13	11:37.63	DNF	90.56	52.17	12	93.16
73	SRC	Tim BURNETT	Jaguar D Type	12	11:33.27	DNF	84.12	55.19	6	88.06
6	SRI	John PLANT	Kougar	11	10:34.58	DNF	84.24	55.47	8	87.61
57	SRA	Nick TAYLOR	Cobra GD 427	10	8:57.49	DNF	90.42	52.48	6	92.61

Non-Starters

12	SRB	John RAND	Sturdgess
27	SRB	Graham PADDICK	Kougar Jaguar
8	SRA	Cliff FINN	Ginetta 12

Fastest Lap

15	SRI	Arnie BLACK	Crossle 9S	50.15	22	96.91
4	SRB	Gwyn POLLARD	Crossle 9S	50.65	24	95.95
65	SRA	Cheng LIM	RAM SC Cobra	50.83	13	95.61
29	SRC	John SUCKLING	Taydec Mk2	52.90	30	91.87
20	SRD	Adam WILKINSON	Lotus 11 Replica	54.47	30	89.22

Weather / Track: Bright / Dry

Start Time : 16:58

Mallory Park

12 Oct 08 17:30

Clerk of Course :

Time Issued :

Chief Timekeeper : Terry Stevens

THESE RESULTS REMAIN PROVISIONAL FOR A MINIMUM OF 30 MINUTES FROM THE TIME OF ISSUE AND UNTIL ALL JUDICIAL AND TECHNICAL MATTERS HAVE BEEN SETTLED

Results produced on HS Sports Timing and Results Systems. Results online at www.750MC.co.uk