



National Championship Car Race Meeting

OFFICIAL PROGRAMME - PRICE £2.50




STOCK HATCH




STOCK HATCH




SR & GT




RRKZ






RCB




SR & GT




COAST




COAST



750 FORMULA



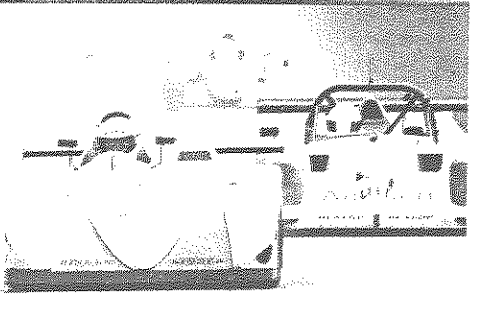
FORMULA 4



FORMULA VEE



GOLF GTI



Mallory Park - 3rd August '08

Programme Amendments

Mallory Park

3 - 3 Aug 2008

Please add the following

Formula	No	Cls	Driver	Car
750 Formula	57	B	David Watts	Centaur Mk16
Bike-Sports	6	A	Nigel Place	ADR Sports Mk3
	10	C	Mark Abbott	Radical Clubsport
	49	C	Laura Cowper	Globel GTi
Formula 4	26	A	Andrew Minnett	Van Diemen
	36	C	Oliver Sirrell	Van Dieman
Kit Cars	24	C	Guy Hussey	RAW Striker

Please delete the following

Formula	No	Cls	Driver	Car
750 Formula	3		Bob Simpson	SS/F
Bike-Sports	60	C	Bill Prichard	Global Light GT
Kit Cars	62	A	Nic Scott	Sylva Striker Mk2



This meeting is held under the General Regulations of the MSA (incorporating the provisions of the International Sporting Code of the FIA) and the Supplementary Regulations, Final Instructions and any written instructions which the Organisers issue for the race meeting. **MSA Permits: 44830**

RACE MEETING OFFICIALS

MSA STEWARD
R.Smith

CLERKS OF COURSE
J.Floyd
A.Cox J.Smith

CLUB STEWARDS
V.Ayres I.Thompson

TIMEKEEPERS
T.Stevens (Chief)
A.Stevens A.Hancock

SCRUTINEERS
S.Ford (Chief)
J.Barlow M.Ireson
D.Meekins A.Johnson
D.Smith
M.Lambkin-Smith

INCIDENT OFFICER
A.Bennett
CHIEF MARSHAL
P.Harding

RACE RESCUE UNIT/S
750 Motor Club

COMMENTATOR
I.Sowman

SECRETARY
OF THE MEETING
Robin Knight

MARSHALS
750 Motor Club
BMMC & friends

BREAKDOWN UNITS
Barrie Mills

CHILD PROTECTION
OFFICER – V.Ayres

APPROXIMATE TIMETABLE

	Practice
1 Cambridge Kit Cars Bike-Sports Championship	9.30
2 Premier Healthcare 750 Formula Championship	9.55
3 750MC Kit Car Championship	10.20
4 750MC Golf GTI Championship	10.45
5 750MC Formula 4 Championship	11.10
6 Hot Hatch Championship	11.35

	Races (* = green flag lap)	Time
1	Cambridge Kit Cars Bike-Sports Championship*	12.00

Lunchbreak

2	Premier Healthcare 750 Formula Championship*	1.30
3	750MC Kit Car Championship	1.55
4	750MC Golf GTI Championship	2.30
5	750MC Formula 4 Championship*	3.00
6	Hot Hatch Championship	3.30
7	Cambridge Kit Cars Bike-Sports Championship*	3.55
8	Premier Healthcare 750 Formula Championship*	4.35
9	750MC Kit Car Championship	5.05


The organisers reserve the right, with the permission of the Stewards of the Meeting and/or the Clerk of Course, to amend the timetable, to change the order in which events are run and to postpone, cancel or abandon the meeting or any part thereof.

Races 1 & 7


28 mins + 1 lap

Cambridge Race Cars Bike-Sports Championship

Introduced in 2005, the 750 Motor Club's Bike-Sports Championship, is sponsored by Cambridge Race Cars. The championship caters for sports-racing cars of any make, fitted with a production motorbike engine and gearbox. It is divided into 3 classes: A up to 1300cc modified, B 1001 - 1300 standard; C up to 1000 standard and Radical Clubsport 1100. Minimum weights apply in all classes



No	Cls	Driver	Car details	ccs	Hometown
3	A	Jonathan Wright	Radical PR06	1300	Cambridge
11	B	Oliver Hulme	T5 Mission	1100	Crawley
12	C	Graham Miller	Global GTi	1000	Stevenage
30	A	Simon Ford	Radical Prosport	1300	Pershore
31	C	Alan Strachan	ADR SP1	1000	Cheltenham
60	C	Bill Prichard	Global Light GT	1000	Hayes
81	C	Lewis Shaw	Radical Clubsport	1100	Kent
85	C	John Wilkes	Globel Gt	998	Milton Keynes
91	A	David Frankland	Radical SR4	1295	Peterborough
95	A	Richard Stables	Radical Pro 06	1300	York



750 Motor Club Bike-Sports Championship

	Pts	Cls	Driver	Pts	Cls	Driver
1st	128	A	Jonathan Wright	4th	64	A Simon Ford
2nd	82	C	Graham Miller	5th	57	C Kevin Goater
3rd	70	A	Richard Stables	6th	50	C Jean Parker

Cambridge Race Cars (formally Cambridge Kit Car Company) was formed in 2003 by Jonathan Wright, who spent many years running Industrial Site Services - an engineering company supplying services to the aircraft and automotive industry. Cambridge Race Cars has built several successful racecars and competed in many motorsport events with the 750 Motor Club, including the SR4 in which Jonathan won the RGB championship in 2006.

Races 2 & 8

13 mins + 1 lap

Premier Choice Group 750 Formula Championship

750 Formula is for two-seater sports racing cars, introduced by the 750 MC in 1949, as its first racing formula. The regulations provide ample scope for the amateur to design and build his own car, and to develop his skills in chassis / suspension design and engine tuning within carefully controlled limits. There are two engine options, either the highly tuned Reliant 850cc or the unmodified Fiat 'FIRE' 1108cc, the latter introduced in 2003 due to the diminishing supply of spares for the Reliant engine. All cars run on a control Yokohama slick tyre.



No	Cls	Driver	Car details	ccs	Hometown
1		Peter Bove	Darvi P-88	1108	Welwyn
2		Mick Harris	Darvi 877	1108	High Wycombe
3		Bob Simpson	SS/F	1108	West Drayton
5		Dave Robson	SDAR/83	1108	Ashbourne
6		Chris Gough	CGR2 Evo	1108	Telford
7		Bill Rutter	Darvi Mk5B	1108	Bedford
8		Martin Kemp	Darvi Mk6	1108	Aldershot
10		Ian Allen	ADR T5	1108	Spalding
12		Rod Hill	Mystic T4/21	1108	Ashby-De-La-Zouch
15	B	Andrew Lake	Phoenix	1108	Bedford
22		James Culver	Marrow Mk1	1108	Letchworth
25	B	Paul Collins	Darvi Mk5	1108	Bedford
26		Paul Morris	Darvi 92J	1108	Bakewell
27		Sue Buxton	Darvi 5/97	1108	West Malling
29	B	Will Johnston Jnr	Centaur Mk16	850	Ridge
34	B	David Heaver	TSR Ingham	1108	Longfield
36		Steve Cooper	PC Special	1108	Lincoln
55		Roger Rowe	Centaur Mk 20	1108	Kidderminster
69	B	Colin Wolstenholme	Darvi Mk5	1108	High Littleton
71	B	Max Sheppard	Sheppard MS750/01	1108	Folkestone
77	B	Dick Hartle	Tristesse Mk7	1108	Gravesend



Premier Choice Group

The Health Insurance Specialists

The Premier Choice Group is a specialist Insurance Intermediary that covers all areas of Health Insurance and other Employee Benefits using over 40 providers and managing in excess of £30 million of premium on behalf of clients. The range of schemes comprises all types of Health Insurance products for use in either the UK or overseas, Income Protection schemes Life Cover and Occupational Health, and Absence Management initiatives.

Using the services of the Premier Choice Group means that you have access to all the products of any Insurer. We are also very pleased to be able to sponsor the 2008 F750 Championship for the second year running. So for your total peace of mind and to be in Pole Position for accessing a winning range of Insurance related Risk Solutions, call 01327 353911 or www.pch.uk.com

Premier Choice Healthcare Ltd is Authorised & Regulated by the Financial Services Authority

Race 3

18 mins + 1 lap

750 Motor Club Kit Car Championship

The 750 Motor Club Kit Car Championship is for Genuine 'production' kit cars. Chassis and bodywork materials and the design concept may not be changed. Cars must be capable of passing an MoT test. Engines must be production-car based. Classes are 2000 – 3500cc plus Ford Duratec, up to 2000cc, plus a separate class for Ford Zetec engines. Gearbox and diff must be from a production car. The control tyre is the Yokohama AO32R/AO48R. Rim width is 6" or 7" depending upon class.



No	Cls	Driver	Car details	ccs	Hometown
1	C	Andy Hiley	Taydec Mk2	1800	Huddersfield
2	B	Gary Goodyear	Raw Fulcrum	1600	Sheffield
3	C	Jim Goodwin	Sylva Phoenix	1800	Lichfield
7	C	Steve Taylor	Phoenix	1800	Huntingdon
19	A	Nigel Brown	Sylva Phoenix	2000	Birmingham
20	C	Anton Landon	Westfield SE	1800	Nantwich
21	C	Stephen Lansley	Procomp La Gold	1800	Gerrards Cross
23	C	Adrian Cooper	Procomp LA Gold	1800	Walsall
25	C	Colin Benham	Locost	1800	Towcester
30	A	Patrick McDermott	Dutton Phaeton S2	3500	Wolverhampton
32	C	Paul Cooper	Raw Striker	1800	Cannock
33	B	Stephen Ward	Raw Striker	1600	Kettering
36	B	Ian Kempson	MK Indy	1600	Middlewich
39	C	Chris Scopes	Procomp LA Gold	1800	Whiston
51	C	Brian Smith	Sylva Striker	1998	Morpeth
54	C	Andrew Ward	Sylva Phoenix	1800	Kettering
55	C	Robert Horton	Raw Striker	1800	Clitheroe
60	A	Andrew Sterling	Dax Rush	3640	Lymington
62	A	Nic Scott	Sylva Striker Mk2	2000	Weybridge
69	C	Alex Jullien	Sylva Striker	1800	Colchester
71	B	Mark Alexander - Williams	Sylva Phoenix	1600	Dunmow
75	A	Matthew Lewis	MNR Vortex	3500	Woking
82	C	Rob Johnston	Cyana MX500R	1800	Newcastle
86	C	Stephen Bell	Sylva Striker	1800	Selby

750 Motor Club Kit Car Championship 2008

	Pts	Cls	Driver	Pts	Cls	Driver
1st	120	C	Andy Hiley	4th	83	B Gary Goodyear
2nd	88	B	Mark Alexander - Williams	5th	79	A Nigel Brown
3rd	87	A	Andrew Sterling	6th	70	C Steve Taylor

Lap Records

A	Gary Goodyear	0:51.23	94.87	20/03/05
B	TBE	-	-	-
C	Andy Hiley	0:51.13	95.05	20/03/05

Race 4

18 mins + 1 lap

750 Motor Club Golf GTI Championship

During 2007, the 750 Motor Club ran a series of races for the Mk2 VW Golf GTI as a 'trial' for a future championship. Interest in the series and the number of competitors were sufficient to allow the Club to be granted championship status for 2008, which is an exceptionally short gestation period in racing terms. Both the 8 valve (class 1) and 16 valve (class 2) versions are eligible and run to minimum weights. Tuning is very restricted – a 'control' Newman camshaft, 'control' Toyo tyres, uprated suspension, standard gearbox – and the racing is close.

No	Cls	Driver	Car details	ccs	Hometown
4	1	Luke Wales	VW Golf Mk2	1800	Thetford
6	2	Alistair Sedwell	VW Golf Mk2	1800	Oxford
7	1	John Mawdsley	Vw Golf GTi	1800	Wirral
9	1	Susanna Kenniston	VW Golf GTi	1800	Thame
10	2	James Colbourne	VW Golf Mk2	1800	Bristol
12	2	Josh Johnson	VW Golf GTi	1800	Saddington
13	2	Oliver Wilton	VW Golf Mk2	1800	Stroud
14	1	Jamie Butcher	VW Golf Mk2	1800	Abingdon
15	2	Scott Gibbins	VW Golf GTi	1800	Cranbrook
16	2	Rob Carvell	VW Golf GTi	1800	Bedworth
17	1	Adam Stevenson	VW Golf MK2	1800	Derby
20	2	John Hillon	VW Golf Mk2	1800	Derby
21	2	Martyn Brown	VW Golf Mk2	1800	King's Lynn
22	1	Mark Christopher	VW Golf Mk2	1800	Cinderford
26	2	Michael Thurston	VW Golf	1800	High Wycombe
27	1	Craig Roberts	VW Golf Mk2	1800	
30	2	Andy Stenning	VW Golf MK2	1800	Pewsey
31	2	Nick Porter	VW Golf Nk2	1800	Wimbourne
33	1	Gemma Hampshire	VW Golf Mk2	1800	Derby
34	2	Pete Stephens	VW Golf GTi	1600	Salisbury
41	2	Ian Carvell	VW Golf GTi	1800	Daventry
43	2	Christopher Petto	Golf GTi MkII	1800	King's Lynn
47	1	Andrew Walker	VW Golf GTi	1800	Warwick
64	1	Kevin Glover	VW Golf Mk2	1800	Stamford
65	2	Luke Schlewitz	VW Golf Mk2	1781	Spalding
70	2	Tony Marlow	VW Golf Mk2	1800	Northampton
89	1	Sebastian Palmer	Golf GTi Mk2	1800	Daventry
99	1	Pete Appleyard	VW Golf GTi	1600	Swadlincote

750 Motor Club Golf GTI Championship

	Pts	Cls	Driver	Pts	Cls	Driver	
1st	79	2	Ian Carvell	4th	52	1	Craig Roberts
2nd	54	2	Steven Kaudeur	5th	49	2	Christopher Petto
3rd	53	1	Luke Wales	6th	47	1	John Mawdsley



Race 5

18 mins + 1 lap

750 Motor Club Formula 4 Championship

Single seaters running in 3 classes.
Class A: Cars built after 1/1/95 plus F3 derived cars.
Class B: Cars built before 1/1/95.
Class C: Formula Ford Zetec.
Engines: Ford CVH, Ford 1800 Zetec in both FF Zetec and modified form, motorcycle engines, Pinto & VW Polo.
All classes are limited to 4-speed (or standard box in the bike-engined cars) plus mandatory reverse; these are racing gearboxes with freedom of choice of ratios. Avon control compound slicks; wets are free.

No	Cls	Driver	Car details	ccs	Hometown
3	A	Malcolm Scott	Van Diemen RF00	1800	Upminster
5	A	Jonathan Weston-Taylor	Mygale US 2000	1800	Chesterfield
8	B	Clive Yorath	Reynard SF84	1000	Cheltenham
10	A	Jennifer Scott	Van Diemen RF99	1800	Barking
19	C	Matthew Wood	Mygale	1800	Chislehurst
21	A	Mark Collinson	Van Dieman RF 00	1800	Sheffield
27	A	Jeremy Walker	Van Dieman	1800	Bedford
29	A	Chris Timms	Mygale 2000US	1800	Tamworth
39	C	James Harris	Mygale SJ00	1800	Colchester
55	A	Peter Allen	Van Diemen RF00	1796	Brentwood
56	C	Bryn Tootell	Van Diemen RF	1800	Rochdale
57	A	Simon Emmerson	Van Dieman RF98	1800	Adderbury
58	A	David Shelton	Van Diemen RF95	2000	Somercoates
78	A	Richard Pearson	Formula Renault	2000	Spilsby
91	B	David Healey	Delta T92	1600	Worcester

750 Motor Club Formula 4 Championship 2008

	Pts	Cls	Driver	Pts	Cls	Driver	
1st	212	A	Jeremy Walker	4th	168	A	Jonathan Weston-Taylor
2nd	176	A	Malcolm Scott	5th	105	A	Jennifer Scott
3rd	176	A	Peter Allen	6th	99	A	Lee Cunningham



Race 6

13 mins + 1 lap

Demon Tweeks/Yokohama Hot Hatch Championship

There are 4 classes which include:- up to 1400cc multi-valve, up to 1600cc two valve and 1601 – 2000cc., modified rear wheel drive and standard front/rear wheel drive. Engines must be the original (type) fitted to the car. Springs and dampers are free, including coil-overs, provided they utilise the original pick-up points. The original gearbox must be used; close-ratio gears are permitted. Final drive ratio is free. LSD or similar is permitted. All cars run on the List 1B tyres; rim width is free provided they fit within the standard bodywork.

demon tweeks



No	Cls	Driver	Car details	ccs	Hometown
2	A	Ilsa Cox	Peugeot 206 GTi	2000	Hove
6	A	Andy Robinson	Peugeot 306 GTi	2000	Cramlington
15	D	Kevin Pullan	Honda Type R	2000	Sheffield
31	B	Lewis Williams	Fiesta XR2	1600	Guildford
62	B	Cliff Pellin	Fiesta XR2	1600	Canvey Island
85	B	Ian McLaughlin	Suzuki Swift GTi	1298	Worksop
96	D	Matt Howarth	Vauxhall Astra GSE	1998	Melton Mowbray
97	B	Andy McLennan	Suzuki Swift GTi	1300	St. Albans

750 Motor Club Hot Hatch Championship 2008

	Pts	Cls	Driver	Pts	Cls	Driver	
1st	128	B	Andy McLennan	4th	98	D	Bill Gregory
2nd	115	D	Kevin Pullan	5th	88	B	Cliff Pellin
3rd	107	A	Ilsa Cox	6th	86	B	Lewis Williams

Lap Records

A	Craig Shepherd	0:52.14	93.21	14/08/05
B	Mark Cunningham	0:53.37	91.06	14/08/05

Race 9

18 mins + 1 lap

750 Motor Club Kit Car Championship

The 750 Motor Club Kit Car Championship is for Genuine 'production' kit cars. Chassis and bodywork materials and the design concept may not be changed. Cars must be capable of passing an MoT test. Engines must be production-car based. Classes are 2000 - 3500cc plus Ford Duratec, up to 2000cc, plus a separate class for Ford Zetec engines. Gearbox and diff must be from a production car. The control tyre is the Yokohama AO32R/AO48R. Rim width is 6" or 7" depending upon class.



No	Cls	Driver	Car details	ccs	Hometown
1	C	Andy Hiley	Taydec Mk2	1800	Huddersfield
2	B	Gary Goodyear	Raw Fulcrum	1600	Sheffield
3	C	Jim Goodwin	Sylva Phoenix	1800	Lichfield
7	C	Steve Taylor	Phoenix	1800	Huntingdon
19	A	Nigel Brown	Sylva Phoenix	2000	Birmingham
20	C	Anton Landon	Westfield SE	1800	Nantwich
21	C	Stephen Lansley	Procomp La Gold	1800	Gerrards Cross
25	C	Colin Benham	Locost	1800	Towcester
32	C	Paul Cooper	Raw Striker	1800	Cannock
33	B	Stephen Ward	Raw Striker	1600	Kettering
51	C	Brian Smith	Sylva Striker	1998	Morpeth
60	A	Andrew Sterling	Dax Rush	3640	Lymington
69	C	Alex Jullien	Sylva Striker	1800	Colchester
71	B	Mark Alexander - Williams	Sylva Phoenix	1600	Dunmow
86	C	Stephen Bell	Sylva Striker	1800	Selby

This race is a replacement of the one abandoned earlier this year at Snetterton, due to extreme weather conditions.

SAXMAX



Launched in 2006, SAXMAX immediately became the UK's best-supported 'Junior' Championship, with average grids of over 20 cars.


In its 3^d year it continues to provide young drivers with the opportunity to move up to or to start racing in a safe and controlled championship.

Every effort is made by the 750 Motor Club to maintain a 'level playing field' and to control costs.

This season's fees for 12 races plus untimed practice & timed qualifying sessions is under £2500.

SAXMAX 'graduates' have already moved on to race in the BTCC-supporting SEAT Championship and to Fford.


See either www.SAXMAX.co.uk or www.750MC.co.uk for more information.



MALLORY PARK LAP SPEED TABLE

1.35 mile Circuit

Time in Secs	MPH	Time in Secs	MPH	Time in Secs	MPH
45.00	108.00	52.00	93.46	59.00	82.37
45.20	107.52	52.20	93.10	59.20	82.09
45.40	107.05	52.40	92.75	59.40	81.82
45.60	106.58	52.60	92.40	59.60	81.54
45.80	106.11	52.80	92.05	59.80	81.27
46.00	105.65	53.00	91.70	60.00	81.00
46.20	105.19	53.20	91.35	60.20	80.73
46.40	104.74	53.40	91.01	60.40	80.46
46.60	104.29	53.60	90.67	60.60	80.20
46.80	103.85	53.80	90.33	60.80	79.93
47.00	103.40	54.00	90.00	61.00	79.67
47.20	102.97	54.20	89.67	61.20	79.41
47.40	102.53	54.40	89.34	61.40	79.15
47.60	102.10	54.60	89.01	61.60	78.90
47.80	101.67	54.80	88.69	61.80	78.64
48.00	101.25	55.00	88.36	62.00	78.39
48.20	100.83	55.20	88.04	62.20	78.14
48.40	100.41	55.40	87.73	62.40	77.88
48.60	100.00	55.60	87.41	62.60	77.64
48.80	99.59	55.80	87.10	62.80	77.39
49.00	99.18	56.00	86.79	63.00	77.14
49.20	98.78	56.20	86.48	63.20	76.90
49.40	98.38	56.40	86.17	63.40	76.66
49.60	97.98	56.60	85.87	63.60	76.42
49.80	97.59	56.80	85.56	63.80	76.18
50.00	97.20	57.00	85.26	64.00	75.94
50.20	96.81	57.20	84.97	64.20	75.70
50.40	96.43	57.40	84.67	64.40	75.47
50.60	96.05	57.60	84.38	64.60	75.23
50.80	95.67	57.80	84.08	64.80	75.00
51.00	95.29	58.00	83.79	65.00	74.77
51.20	94.92	58.20	83.51	65.20	74.54
51.40	94.55	58.40	83.22	65.40	74.31
51.60	94.19	58.60	82.94	65.60	74.09
51.80	93.82	58.80	82.65	65.80	73.86



2nd Best Qualifying Times Cambridge Race Cars Bike-Sports Championship

Pos	No	CI	Name	Car	Time
1	3	BSA	Jonathan WRIGHT	Radical PRO6	44.01
2	95	BSA	Richard STABLES	Radical PRO6	46.03
3	6	BSA	Nigel PLACE	Radical PRO6	46.22
4	30	BSA	Simon FORD	Radical PRO6	46.66
5	11	BSB	Oliver HULME	T5 Mission	48.19
6	31	BSA	David FRANKLAND	Radical SR4	49.07
7	81	BSC	Lewis SHAW	Radical Clubsport	50.79
8	12	BSC	Graham MILLER	Global GT1	51.11
9	10	BSC	Mark ABBOTT	Radical Clubsport	51.86
10	49	BSC	Laura COWPER	Radical Clubsport	55.81
11	85	BSC	John WILKES	Global GT1	57.44
12	31	BSC	Amin STRACHAN	ADR SP1	57.72
13	77	BSC	John GRAY	Global Light GT1	1:03.61



Provisional Qualifying Times - P1 Cambridge Race Cars Bike-Sports Championship

P1	No	CI	Name	Car	Laps	Time on Lap	Behind	MPH
1	3	BSA	Jonathan WRIGHT	Radical PRO6	12	43.96	11	110.53
2	6	BSA	Nigel PLACE	Radical PRO6	18	45.96	15	105.74
3	95	BSA	Richard STABLES	Radical PRO6	19	45.98	13	105.70
4	30	BSA	Simon FORD	Radical PRO6	19	46.48	19	104.56
5	11	BSB	Oliver HULME	T5 Mission	8	47.77	7	101.74
6	31	BSA	David FRANKLAND	Radical SR4	18	48.99	7	98.20
7	81	BSC	Lewis SHAW	Radical Clubsport	17	50.70	17	98.20
8	12	BSC	Graham MILLER	Global GT1	15	51.21	4	94.87
9	10	BSC	Mark ABBOTT	Radical Clubsport	9	51.21	4	94.87
10	31	BSC	Amin STRACHAN	ADR SP1	6	56.42	3	86.14
11	85	BSC	John WILKES	Global GT1	10	56.64	10	85.81
12	49	BSC	Laura COWPER	Global GT1	15	56.65	16	85.79
13	77	BSC	John GRAY	Global Light GT1	3	59.84	3	81.48

Clerk of Course: _____
 Time Issued: _____
 Chief Timekeeper: _____
 03 AUG 08 09:56

THESE RESULTS REMAIN PROVISIONAL FOR A MINIMUM OF 30 MINUTES FROM THE TIME OF ISSUE

Weather: Track, Bright/Dry
 Start Time: 09:37
 Location: Malory Park
 Time Issued: _____
 Chief Timekeeper: _____
 03 AUG 08 09:54

THESE RESULTS REMAIN PROVISIONAL FOR A MINIMUM OF 30 MINUTES FROM THE TIME OF ISSUE AND UNTIL ALL JUDICIAL AND TECHNICAL APPEALS ARE SETTLED.
 Results produced on HS Sports Timing and Results Systems. Results online at www.750MC.CO.UK




Provisional Qualifying Times - P2 Premier Choice Group 750 Formula Championship

Pl	No	CI	Name	Car	Laps	Time on Lap	Behind	MPH
1	55	F7	Roger ROWE	Centaur Mk20	17	51.58	16	94.37
2	28	F7B	Will JOHNSTON JNR	Marrow Mk1	16	51.71	14	93.95
3	22	F7	James CULVER	Dart 877	12	52.08	12	93.36
4	2	F7	Mick HARRIS	Centaur Mk16	17	52.28	8	93.01
5	57	F7B	David WATTS	Dart P-98	17	52.40	15	92.75
6	1	F7	Peter BOVE	SDAR83	17	52.49	7	92.69
7	5	F7	David ROSSON	Dart Mk6	16	52.68	16	92.26
8	8	F7	Martin KEMP	CGR2 Evo	15	52.97	11	91.76
9	6	F7	Chris COUGH	Mystic T421	16	53.46	14	90.91
10	12	F7	Rod HILL	Dart Mk8	16	53.93	7	90.12
11	7	F7	Bill RUTTER	PC Special	16	54.36	14	89.48
12	36	F7	Steve COOPER	Dart 597	15	54.45	13	89.24
13	27	F7	Sue BUXTON	Dart 597	15	54.77	15	88.73
14	26	F7	Paul MORRIS	Shepherd M575001	15	54.92	13	88.43
15	71	F7B	Max SHEPPARD	Dart Mk5	15	55.36	14	87.79
16	69	F7B	Colin WOLSTENHOLME	Phoenix	15	55.58	12	87.47
17	77	F7B	Dick HARTLE	Dart Mk5	15	56.31	13	86.31
18	15	F7B	Andrew LAKE	TSR Ingham	14	58.99	13	82.39
19	29	F7B	Paul COLLINS	ADR 15	15	59.86	12	81.60
20	34	F7B	David HEAVER		1	1:57.75	1	1:06.26
21	10	F7	Ian ALLEN					41.27

Weather / Track: Cloudy / Dry
Start Time: 09:56

Clerk of Course: [Signature] Time Issued: [Signature] Chief Timekeeper: Terry Stevens
03 Aug 08 10:14
Mafloy Park

THESE RESULTS REMAIN PROVISIONAL FOR A MINIMUM OF 30 MINUTES FROM THE TIME OF ISSUE AND UNTIL TECHNICAL MATTERS HAVE BEEN SETTLED
Results produced on HS Sports Timing and Results Systems. Results online at www.750MC.co.uk




2nd Best Qualifying Times Premier Choice Group 750 Formula Championship

Pos	No	CI	Name	Car	Time
1	29	F7B	Will JOHNSTON JNR	Centaur Mk16	52.01
2	55	F7	Roger ROWE	Dart 877	52.05
3	2	F7	Mick HARRIS	Marrow Mk1	52.31
4	22	F7	James CULVER	Dart P-98	52.41
5	1	F7	Peter BOVE	SDAR83	52.54
6	5	F7	David ROSSON	Dart Mk6	52.70
7	57	F7B	David WATTS	CGR2 Evo	52.87
8	8	F7	Martin KEMP	Mystic T421	53.07
9	6	F7	Chris COUGH	Dart Mk8	53.97
10	12	F7	Rod HILL	PC Special	54.01
11	7	F7	Bill RUTTER	Dart 597	54.59
12	36	F7	Steve COOPER	Dart Mk8	54.73
13	27	F7	Sue BUXTON	Dart 597	54.98
14	26	F7	Paul MORRIS	Shepherd M575001	55.09
15	71	F7B	Max SHEPPARD	Dart Mk5	55.64
16	69	F7B	Colin WOLSTENHOLME	Phoenix	56.15
17	77	F7B	Dick HARTLE	Dart Mk5	56.63
18	15	F7B	Andrew LAKE	TSR Ingham	59.86
19	29	F7B	Paul COLLINS	ADR 15	59.86
20	34	F7B	David HEAVER		1:06.14
25	10	F7B	Ian ALLEN		

Clerk of Course: [Signature]

Time Issued: [Signature] Chief Timekeeper: [Signature]
03 Aug 08 10:17

THESE RESULTS REMAIN PROVISIONAL FOR A MINIMUM OF 30 MINUTES FROM THE TIME OF ISSUE



Provisional Qualifying Times - P3
750 Motor Club Kit Car Championship



Pl	No	Cl	Name	Car	Laps	Time on Lap	Behind	MPH
1	2	KCB	Gary GOODYEAR	Raw Fulcrum	17	49.95	17	97.30
2	1	KCC	Andy HILEY	Taydec Mk2	18	49.98	14	97.24
3	60	KCA	Andrew STERLING	Dax Rush	15	50.64	5	95.97
4	7	KCC	Steve TAYLOR	Phoenix	17	50.98	15	95.33
5	71	KCB	Mark ALEXANDER-WILLIAMS	Sylva Phoenix	17	51.01	4	95.28
6	3	KCC	Jim GOODWIN	Sylva Phoenix	17	51.23	8	94.87
7	24	KCC	Guy HUSSEY	RAW Striker	11	51.44	10	94.48
8	33	KCB	Stephen WARD	Raw Striker	5	51.50	4	94.37
9	82	KCC	Rob JOHNSTON	Cyana MX500R	16	51.68	7	94.04
10	54	KCC	Andrew WARD	Sylva Phoenix	17	51.69	5	94.02
11	69	KCC	Alex JULLIEN	Sylva Striker	16	51.80	6	93.82
12	39	KCC	Chris SCOPES	Procomp LA Gold	16	52.10	4	93.28
13	36	KCB	Ian KEMPSON	MK Indy	16	52.24	7	93.03
14	75	KCA	Matthew LEWIS	MNR Vortex	16	52.28	16	92.96
15	86	KCC	Stephen BELL	Sylva Striker	16	52.55	11	92.48
16	51	KCC	Brian SMITH	Sylva Striker	16	52.70	10	92.22
17	19	KCA	Nigel BROWN	Sylva Phoenix	16	52.78	7	92.08
18	21	KCC	Stephen LANSLEY	Procomp La Gold	7	53.41	7	90.99
19	20	KCC	Anton LANDON	Westfield SE	16	53.49	14	90.86
20	32	KCC	Paul COOPER	Raw Striker	16	53.54	16	90.77
21	23	KCC	Adrian COOPER	Procomp LA Gold	10	53.69	6	90.52
22	25	KCC	Colin BENHAM	Locost	4	56.37	3	86.22
23	55	KCC	Robert HORTON	Raw Striker	11	58.77	7	82.70
24	30	KCA	Patrick McDERMOTT	Dutton Phaeton S2	14	59.24	14	82.04

Weather / Track: Cloudy / Dry

Start Time : 10:19


Mallory Park

03 Aug 08 10:36

Clerk of Course  10:45	Time Issued :	Chief Timekeeper : Terry Stevens 
--	---------------	---

THESE RESULTS REMAIN PROVISIONAL FOR A MINIMUM OF 30 MINUTES FROM THE TIME OF ISSUE AND UNTIL ALL JUDICIAL AND TECHNICAL MATTERS HAVE BEEN SETTLED.

Results produced on HS Sports Timing and Results Systems. Results online at www.750MC.co.uk



Provisional Qualifying Times - P4
750 Motor Club Golf GTi Championship

Pl	No	Cl	Name	Car	Laps	Time on Lap	Behind	MPH
1	41	VW2	Ian CARVELL	VW Golf GTi Mk2	15	56.12	7	86.60
2	16	VW2	Rob CARVELL	VW Golf GTi Mk2	15	56.39	5	86.19
3	31	VW2	Nick PORTER	VW Golf GTi Mk2	16	56.75	15	85.64
4	26	VW2	Michael THURSTON	VW Golf GTi Mk2	15	56.79	6	85.58
5	15	VW2	Scott GIBBINS	VW Golf GTi Mk2	14	56.97	7	85.31
6	20	VW2	John HILLON	VW Golf GTi Mk2	15	57.13	15	85.07
7	43	VW2	Christopher PETTO	VW Golf GTi Mk2	16	57.15	14	85.04
8	30	VW2	Andy STENNING	VW Golf GTi Mk2	10	57.19	4	84.98
9	65	VW2	Luke SCHLEWITZ	VW Golf GTi Mk2	16	57.29	5	84.83
10	27	VW1	Craig ROBERTS	VW Golf GTi Mk2	15	57.70	6	84.23
11	4	VW1	Luke WALES	VW Golf GTi Mk2	16	57.70	14	84.23
12	7	VW1	John MAWDSLEY	VW Golf GTi Mk2	16	57.74	11	84.17
13	99	VW1	Pete APPLEYARD	VW Golf GTi Mk2	15	57.84	5	84.02
14	47	VW1	Andrew WALKER	VW Golf GTi Mk2	15	57.91	7	83.92
15	10	VW2	James COLBOURNE	VW Golf GTi Mk2	15	58.18	5	83.53
16	21	VW2	Martyn BROWN	VW Golf GTi Mk2	12	58.19	10	83.52
17	12	VW2	Josh JOHNSON	VW Golf GTi Mk2	14	58.30	9	83.36
18	14	VW1	Jamie BUTCHER	VW Golf GTi Mk2	15	58.32	5	83.33
19	13	VW2	Oliver WILTON	VW Golf GTi Mk2	15	58.48	10	83.11
20	70	VW2	Anthony MARLOW	VW Golf GTi Mk2	15	58.60	6	82.94
21	17	VW1	Adam STEVENSON	VW Golf GTi Mk2	16	58.65	7	82.86
22	33	VW1	Gemma HAMPSHIRE	VW Golf GTi Mk2	15	59.00	11	82.37
23	89	VW1	Sebastian PALMER	VW Golf GTi Mk2	15	1:00.29	14	80.61
24	9	VW1	Susanna KENNISTON	VW Golf GTi Mk2	14	1:00.74	9	80.01
25	34	VW2	Pete STEPHENS	VW Golf GTi Mk2	13	1:00.75	6	80.00
26	22	VW1	Mark CHRISTOPHER	VW Golf GTi Mk2	15	1:01.07	4	79.58
27	6	VW2	Alistair SEDWELL	VW Golf GTi Mk2	14	1:01.73	12	78.73

Not-Seen

64 VW1 Kevin GLOVER VW Golf GTi Mk2

Weather / Track: Cloudy / Dry

Start Time : 10:41

Mallory Park

03 Aug 08 10:58

Clerk of Course : A S G 11-15	Time Issued :	Chief Timekeeper : Terry Stevens
----------------------------------	---------------	----------------------------------

THESE RESULTS REMAIN PROVISIONAL FOR A MINIMUM OF 30 MINUTES FROM THE TIME OF ISSUE AND UNTIL ALL JUDICIAL AND TECHNICAL MATTERS HAVE BEEN SFTTI FD

Results produced on HS Sports Timing and Results Systems. Results online at www.750MC.co.uk



Provisional Qualifying Times - P5

750 Motor Club Formula 4 Championship

Pl	No	Cl	Name	Car	Laps	Time on Lap	Behind	MPH
1	27	F4A	Jeremy WALKER	Van Diemen	20	44.82	15	108.43
2	5	F4A	Jonathan WESTON-TAYLOR	Mygale US 2000	19	45.42	19	107.00
3	3	F4A	Malcolm SCOTT	Van Diemen RF00	19	45.62	10	106.53
4	11	F4A	Barry PRITCHARD	Van Diemen RF01	18	46.72	12	104.02
5	99	F4I	Charles ADRIAN	Van Diemen RF93	16	46.79	12	103.87
6	29	F4A	Chris TIMMS	Mygale 2000US	10	47.25	7	102.86
7	55	F4A	Peter ALLEN	Van Diemen RF00	6	47.31	3	102.73
8	10	F4A	Jennifer SCOTT	Van Diemen RF99	18	47.46	16	102.40
9	8	F4B	Clive YORATH	Reynard SF84	17	47.62	15	102.06
10	36	F4C	Oliver SIRRELL	Van Diemen	15	48.98	13	99.22
11	26	F4A	Andrew MINNETT	Van Diemen	17	49.01	13	99.16
12	39	F4C	James HARRIS	Mygale SJ00	17	49.49	17	98.20
13	91	F4B	David HEALEY	Delta T92	17	49.67	17	97.85
14	19	F4C	Matthew WOOD	Mygale	18	49.83	18	97.53
15	56	F4C	Bryn TOOTELL	Van Diemen RF	16	49.93	12	97.34
16	57	F4A	Simon EMMERSON	Van Diemen	17	50.16	17	96.89
17	58	F4A	David SHELTON	Van Diemen RF95	17	50.57	9	96.10
18	78	F4A	Richard PEARSON	Formula Renault	16	52.08	16	93.32
19	21	F4A	Mark COLLINSON	Van Diemen RF00	16	55.13	12	88.16

Weather / Track: Cloudy / Dry

Start Time : 11:04


Mallory Park

03 Aug 08 11:21

Clerk of Course :  11-24	Time Issued :	Chief Timekeeper : Terry Stevens 
--	---------------	---

THESE RESULTS REMAIN PROVISIONAL FOR A MINIMUM OF 30 MINUTES FROM THE TIME OF ISSUE AND UNTIL ALL JUDICIAL AND TECHNICAL MATTERS HAVE BEEN
SFTTI FD

Results produced on HS Sports Timing and Results Systems. Results online at www.750MC.co.uk



Provisional Qualifying Times - P6
 Demon Tweaks / Yokohama Hot Hatch
 Championship



Pl	No	Cl	Name	Car	Laps	Time on Lap	Behind	MPH
1	6	HHA	Andy ROBINSON	Peugeot 306 GTi	9	52.41	8	92.73
2	97	HHB	Andy McLENNAN	Suzuki Swift GTi	16	53.02	7	91.66
3	2	HHA	Ilsa COX	Peugeot 206 GTi	14	53.69	13	90.52
4	31	HHB	Lewis WILLIAMS	Ford Fiesta XR2	14	54.34	6	89.44
5	15	HHD	Kevin PULLAN	Honda Type R	16	55.38	12	87.76
6	62	HHB	Cliff PELLIN	Ford Fiesta XR2	8	56.01	4	86.77
7	96	HHD	Matt HOWARTH	Vauxhall Astra GSi	15	57.83	9	84.04
8	85	HHB	Ian McLAUGHLIN	Suzuki Swift GTi	9	1:01.14	2	79.49

Weather / Track: Bright / Dry

Start Time : 11:27

Mallory Park

03 Aug 08 11:44

Clerk of Course :  11.51	Time Issued :	Chief Timekeeper : Terry Stevens 
---	---------------	---

THESE RESULTS REMAIN PROVISIONAL FOR A MINIMUM OF 30 MINUTES FROM THE TIME OF ISSUE AND UNTIL ALL JUDICIAL AND TECHNICAL MATTERS HAVE BEEN SFTTI FD


RACE GRID

Cambridge Race Cars Bike-Sports Championship

Race 1

ROW 8			
ROW 7	77 00:59.640 John GRAY		
ROW 6		85 00:56.640 John WILKES	49 00:56.650 Laura COWPER
ROW 5	10 00:51.230 Mark ABBOTT		31 00:56.420 Alan STRACHAN
ROW 4		81 00:50.700 Lewis SHAW	12 00:50.780 Graham MILLER
ROW 3	11 00:47.770 Oliver HULME		91 00:48.990 David FRANKLAND
ROW 2		95 00:45.980 Richard STABLES	30 00:46.480 Simon FORD
ROW 1	3 00:43.980 Jonathan WRIGHT		6 00:45.960 Nigel PLACE

POLE



RACE GRID

Premier Choice Group 750 Formula Championship

Race 2

ROW 12			
ROW 11	10 01:57.750 Ian ALLEN		
ROW 10		25 00:58.990 Paul COLLINS	34 00:59.560 David HEAVER
ROW 9	77 00:56.310 Dick HARTLE		15 00:56.510 Andrew LAKE
ROW 8		71 00:55.360 Max SHEPPARD	69 00:55.560 Colin WOLSTENHOLME
ROW 7	27 00:54.770 Sue BUXTON		26 00:54.920 Paul MORRIS
ROW 6		7 00:54.360 Bill RUTTER	36 00:54.460 Steve COOPER
ROW 5	6 00:53.460 Chris GOUGH		12 00:53.930 Rod HILL
ROW 4		5 00:52.680 Dave ROBSON	8 00:52.970 Martin KEMP
ROW 3	57 00:52.400 David WATTS		1 00:52.490 Peter BOVE
ROW 2		22 00:52.060 James CULVER	2 00:52.240 Mick HARRIS
ROW 1	55 00:51.500 Roger ROWE		29 00:51.710 Will JOHNSTON JNR

POLE

RACE GRID

Premier Choice Group 750 Formula Championship

Race 2

ROW 12			
ROW 11	10 01:57.750 IAN ALLEN		
ROW 10	25 00:58.993 PAUL COLLINS		34 00:59.960 DAVE HEAVER
ROW 9	77 00:58.310 DICK HARTLE		15 00:58.515 ANDREW LAKE
ROW 8	71 00:55.900 MAX SHEPARD		69 00:55.590 COLE WOLSTENHOLME
ROW 7	27 00:54.770 SUE BLIXTON		26 00:54.920 PAUL MORRIS
ROW 6	7 00:54.360 BILL RUTTER		36 00:54.490 SHEW COOPER
ROW 5	6 00:53.490 CHRIS GOUSH		12 00:53.910 ROD HILL
ROW 4	5 00:52.890 DAVE ROBSON		8 00:52.970 MARTIN KEMP
ROW 3	57 00:52.400 DAVID WATTS		1 00:52.490 PAUL BOVE
ROW 2	22 00:52.080 JAMES CULVER		2 00:52.240 MARK HARRIS
ROW 1	55 00:51.990 ROGER ROYCE		29 00:51.710 WILL JOHNSTON JNR
POLE			

Printed : 10:15, 03 August 2008

HS Sports Timing and Results Systems

Malory Park

RACE GRID

Premier Choice Group 750 Formula Championship

Race 8

ROW 12			
ROW 11	10 No 2nd best lap IAN ALLEN		
ROW 10	34 00:59.960 DAVE HEAVER		25 01:05.440 PAUL COLLINS
ROW 9	77 00:58.630 DICK HARTLE		15 00:58.630 ANDREW LAKE
ROW 8	71 00:55.940 MAX SHEPARD		69 00:55.155 COLE WOLSTENHOLME
ROW 7	27 00:54.990 SUE BLIXTON		26 00:55.090 PAUL MORRIS
ROW 6	36 00:54.690 SHEW COOPER		7 00:54.730 BILL RUTTER
ROW 5	6 00:53.670 CHRIS GOUSH		12 00:54.070 ROD HILL
ROW 4	57 00:52.870 DAVID WATTS		8 00:53.070 MARTIN KEMP
ROW 3	1 00:52.640 PAUL BOVE		5 00:52.700 DAVE ROBSON
ROW 2	2 00:52.310 MARK HARRIS		22 00:52.470 JAMES CULVER
ROW 1	29 00:52.015 WILL JOHNSTON JNR		55 00:52.090 ROGER ROYCE
POLE			

Printed : 10:18, 03 August 2008

HS Sports Timing and Results Systems

Malory Park

RACE GRID

750 Motor Club Kit Car Championship

Race 3

ROW 12	55 00:58.770 Robert HORTON	30 00:59.240 Patrick McDERMOTT
ROW 11	23 00:53.690 Adrian COOPER	25 00:56.370 Colin BENHAM
ROW 10	20 00:53.490 Anton LANDON	32 00:53.540 Paul COOPER
ROW 9	19 00:52.780 Nigel BROWN	21 00:53.410 Stephen LANSLEY
ROW 8	86 00:52.550 Stephen BELL	51 00:52.700 Brian SMITH
ROW 7	36 00:52.240 Ian KEMPSON	75 00:52.280 Matthew LEWIS
ROW 6	69 00:51.800 Alex JULLIEN	39 00:52.100 Chris SCOPES
ROW 5	82 00:51.680 Rob JOHNSTON	54 00:51.690 Andrew WARD
ROW 4	24 00:51.440 Guy HUSSEY	33 00:51.500 Stephen WARD
ROW 3	71 00:51.010 Mark ALEXANDER-WILLI	3 00:51.230 Jim GOODWIN
ROW 2	60 00:50.640 Andrew STERLING	7 00:50.980 Steve TAYLOR
ROW 1	2 00:49.950 Gary GOODYEAR	1 00:49.980 Andy HILEY


POLE

RACE GRID

750 Motor Club Golf GTi Championship

Race 4

ROW 14	6 01:01.730 Alistair SEDWELL	
ROW 13	34 01:00.750 Pete STEPHENS	22 01:01.070 Mark CHRISTOPHER
ROW 12	89 01:00.290 Sebastian PALMER	9 01:00.740 Susanna KENNISTON
ROW 11	17 00:58.650 Adam STEVENSON	33 00:59.000 Gemma HAMPSHIRE
ROW 10	13 00:58.480 Oliver WILTON	70 00:58.600 Anthony MARLOW
ROW 9	12 00:58.300 Josh JOHNSON	14 00:58.320 Jamie BUTCHER
ROW 8	10 00:58.180 James COLBOURNE	21 00:58.190 Martyn BROWN
ROW 7	99 00:57.840 Pete APPLEYARD	47 00:57.910 Andrew WALKER
ROW 6	4 00:57.700 Luke WALES	7 00:57.740 John MAWDSLEY
ROW 5	65 00:57.290 Luke SCHLEWITZ	27 00:57.700 Craig ROBERTS
ROW 4	43 00:57.150 Christopher PETTO	30 00:57.190 Andy STENNING
ROW 3	15 00:56.970 Scott GIBBINS	20 00:57.130 John HILLON
ROW 2	31 00:56.750 Nick PORTER	26 00:56.790 Michael THURSTON
ROW 1	41 00:56.120 Ian CARVELL	16 00:56.390 Rob CARVELL
POLE		




RACE GRID

750 Motor Club Formula 4 Championship

Race 5

ROW 10		21 00:55.130 Mark COLLINSON		
ROW 9	58 00:50.570 David SHELTON		78 00:52.080 Richard PEARSON	
ROW 8		56 00:49.930 Bryn TOOTELL		57 00:50.160 Simon EMMERSON
ROW 7	91 00:49.670 David HEALEY		19 00:49.830 Matthew WOOD	
ROW 6		26 00:49.010 Andrew MINNETT		39 00:49.490 James HARRIS
ROW 5	8 00:47.620 Clive YORATH		36 00:48.980 Oliver SIRRELL	
ROW 4		55 00:47.310 Peter ALLEN		10 00:47.460 Jennifer SCOTT
ROW 3	99 00:46.790 Charles ADRIAN		29 00:47.250 Chris TIMMS	
ROW 2		3 00:45.620 Malcolm SCOTT		11 00:46.720 Barry PRITCHARD
ROW 1	27 00:44.820 Jeremy WALKER		5 00:45.420 Jonathan WESTON-TAYL	
POLE				




RACE GRID

Demon Tweeks / Yokohama Hot Hatch Championship

Race 6

ROW 4	96 00:57.830 Matt HOWARTH	85 01:01.140 Ian McLAUGHLIN
ROW 3	15 00:55.380 Kevin PULLAN	62 00:56.010 Cliff PELLIN
ROW 2	2 00:53.690 Ilsa COX	31 00:54.340 Lewis WILLIAMS
ROW 1	6 00:52.410 Andy ROBINSON	97 00:53.020 Andy McLENNAN
POLE		




RACE GRID

Cambridge Race Cars Bike-Sports Championship

Race 7

ROW 8			
ROW 7	77 01:03.610 John GRAY		
ROW 6		85 00:57.440 John WILKES	31 00:57.720 Alan STRACHAN
ROW 5	10 00:51.560 Mark ABBOTT		49 00:56.810 Laura COWPER
ROW 4		81 00:50.790 Lewis SHAW	12 00:51.110 Graham MILLER
ROW 3	11 00:48.190 Oliver HULME		91 00:49.070 David FRANKLAND
ROW 2		6 00:46.220 Nigel PLACE	30 00:46.680 Simon FORD
ROW 1	3 00:44.010 Jonathan WRIGHT		95 00:46.030 Richard STABLES
POLE			



RACE GRID

Premier Choice Group 750 Formula Championship

Race 8

ROW 12			
ROW 11	10 No 2nd best lap Ian ALLEN		
ROW 10		34 00:59.560 David HEAVER	25 01:00.440 Paul COLLINS
ROW 9	77 00:56.630 Dick HARTLE		15 00:56.630 Andrew LAKE
ROW 8		71 00:55.640 Max SHEPPARD	69 00:56.150 Colin WOLSTENHOLME
ROW 7	27 00:54.960 Sue BUXTON		26 00:55.090 Paul MORRIS
ROW 6		36 00:54.690 Steve COOPER	7 00:54.730 Bill RUTTER
ROW 5	6 00:53.670 Chris GOUGH		12 00:54.010 Rod HILL
ROW 4		57 00:52.870 David WATTS	8 00:53.070 Martin KEMP
ROW 3	1 00:52.640 Peter BOVE		5 00:52.700 Dave ROBSON
ROW 2		2 00:52.310 Mick HARRIS	22 00:52.410 James CULVER
ROW 1	29 00:52.010 Will JOHNSTON JNR		55 00:52.050 Roger ROWE


POLE

RACE GRID

750 Motor Club Kit Car Championship

Race 9

ROW 8	32 00:53.540 Paul COOPER	25 00:56.370 Colin BENHAM
ROW 7	21 00:53.410 Stephen LANSLEY	20 00:53.490 Anton LANDON
ROW 6	51 00:52.700 Brian SMITH	19 00:52.780 Nigel BROWN
ROW 5	69 00:51.800 Alex JULLIEN	86 00:52.550 Stephen BELL
ROW 4	33 00:51.500 Stephen WARD	82 00:51.680 Rob JOHNSTON
ROW 3	71 00:51.010 Mark ALEXANDER-WILLI	3 00:51.230 Jim GOODWIN
ROW 2	60 00:50.640 Andrew STERLING	7 00:50.980 Steve TAYLOR
ROW 1	2 00:49.950 Gary GOODYEAR	1 00:49.980 Andy HILEY
POLE		





Provisional Results - Race 1

Cambridge Race Cars Bike-Sports Championship

Pl	No	Cl	Name	Car	Laps	Time	Behind	MPH	Best Lap on	MPH
1	3	BSA	Jonathan WRIGHT	Radical PRO6	38	28:59.67		106.16	44.51	3 109.19
2	6	BSA	Nigel PLACE	Radical Prosport	38	29:22.87	23.20	104.76	45.39	2 107.07
3	95	BSA	Richard STABLES	Radical PRO6	38	29:36.98	37.31	103.93	45.77	31 106.18
4	30	BSA	Simon FORD	Radical Prosport	37	29:11.04	1 Lap	102.69	45.84	2 106.02
5	12	BSC	Graham MILLER	Global GT1	35	29:15.15	3 Laps	96.91	48.64	2 99.92
6	81	BSC	Lewis SHAW	Radical Clubsport	35	29:39.08	3 Laps	95.61	49.44	23 98.30
7	10	BSC	Mark ABBOTT	Radical Clubsport	35	29:39.21	3 Laps	95.60	49.68	16 97.83
8	85	BSC	John WILKES	Globel GT	33	29:33.66	5 Laps	90.42	51.62	27 94.15
9	49	BSC	Laura COWPER	Global GT1	32	29:05.64	6 Laps	89.09	53.00	20 91.70

Not-Classified

77	BSC	John GRAY	Global Light GT1	19	18:11.36	DNF	84.61	54.72	6 88.82
11	BSB	Oliver HULME	T5 Mission	18	14:51.33	DNF	98.15	47.92	5 101.42
91	BSA	David FRANKLAND	Radical SR4	13	11:03.65	DNF	95.20	49.28	4 98.62
31	BSC	Alan STRACHAN	ADR SP1	5	13:57.48	DNF	29.02	57.36	3 84.73

Fastest Lap

3	BSA	Jonathan WRIGHT	Radical PRO6					44.51	3 109.19
11	BSB	Oliver HULME	T5 Mission					47.92	5 101.42
12	BSC	Graham MILLER	Global GT1					48.64	2 99.92

Weather / Track: Cloudy / Dry

Start Time : 11:57

Mallory Park

03 Aug 08 12:28

Clerk of Course : <i>JL</i> 1227	Time Issued :	Chief Timekeeper : Terry Stevens
-------------------------------------	---------------	----------------------------------

THESE RESULTS REMAIN PROVISIONAL FOR A MINIMUM OF 30 MINUTES FROM THE TIME OF ISSUE AND UNTIL ALL JUDICIAL AND TECHNICAL MATTERS HAVE BEEN SETTLED



Provisional Results - Race 2 (Restart)
Premier Choice Group 750 Formula Championship

Pl	No	Cl	Name	Car	Laps	Time	Behind	MPH	Best Lap on	MPH
1	55	F7	Roger ROWE	Centaur Mk20	3	2:43.05		89.42	51.88	2 93.68
2	1	F7	Peter BOVE	Darvi P-88	3	2:43.93	0.88	88.94	52.58	2 92.43
3	29	F7B	Will JOHNSTON JNR	Centaur Mk16	3	2:44.01	0.96	88.90	52.28	2 92.96
4	5	F7	Dave ROBSON	SDAR/83	3	2:44.22	1.17	88.78	52.02	3 93.43
5	2	F7	Mick HARRIS	Darvi 877	3	2:44.69	1.64	88.53	52.18	3 93.14
6	22	F7	James CULVER	Marrow Mk1	3	2:46.50	3.45	87.57	52.31	3 92.91
7	8	F7	Martin KEMP	Darvi Mk6	3	2:48.53	5.48	86.51	53.53	3 90.79
8	26	F7	Paul MORRIS	Darvi 92J	3	2:52.42	9.37	84.56	54.78	3 88.72
9	57	F7B	David WATTS	Centaur Mk16	3	2:53.03	9.98	84.26	53.53	3 90.79
10	10	F7	Ian ALLEN	ADR T5	3	2:55.60	12.55	83.03	54.34	2 89.44
11	7	F7	Bill RUTTER	Darvi Mk5B	3	2:55.83	12.78	82.92	55.79	2 87.11
12	71	F7B	Max SHEPPARD	Sheppard MS750/01	3	2:56.51	13.46	82.60	55.71	2 87.24
13	15	F7B	Andrew LAKE	Phoenix	3	2:57.56	14.51	82.11	55.61	3 87.39
14	69	F7B	Colin WOLSTENHOLME	Darvi Mk5	3	2:57.90	14.85	81.96	55.42	2 87.69
15	25	F7B	Paul COLLINS	Darvi Mk5	3	3:00.28	17.23	80.87	56.79	3 85.58
16	34	F7B	David HEAVER	TSR Ingham	3	3:05.35	22.30	78.66	58.11	2 83.63

Not-Classified

12	F7	Rod HILL	Mystic T4/21	3	2:52.20	NCF	84.67	54.68	3 88.88
27	F7	Sue BUXTON	Darvi 5/97	3	2:53.19	NCF	84.18	54.71	2 88.83

Non-Starters

36	F7	Steve COOPER	PC Special
6	F7	Chris GOUGH	CGR2 Evo
77	F7B	Dick HARTLE	Tristesse Mk7

Fastest Lap

55	F7	Roger ROWE	Centaur Mk20					51.88	2 93.68
29	F7B	Will JOHNSTON JNR	Centaur Mk16					52.28	2 92.96

2-part race. No 6, 36 & 77 took first start. 2nd part red-flag. No 12 & 27 not running at time of RF

Weather / Track: Cloudy / Dry

Start Time : 13:54

Mallory Park

03 Aug 08 14:04

Clerk of Course : <i>[Signature]</i> 14:04	Time Issued :	Chief Timekeeper: Terry Stevens <i>[Signature]</i>
---	---------------	---

THESE RESULTS REMAIN PROVISIONAL FOR A MINIMUM OF 30 MINUTES FROM THE TIME OF ISSUE AND UNTIL ALL JUDICIAL AND TECHNICAL MATTERS HAVE BEEN SETTLED



Provisional Results - Race 3

750 Motor Club Kit Car Championship

Pl	No	Cl	Name	Car	Laps	Time	Behind	MPH	Best Lap on	MPH
1	2	KCB	Gary GOODYEAR	Raw Fulcrum	22	18:59.41		93.84	50.79	16 95.69
2	1	KCC	Andy HILEY	Taydec Mk2	22	19:08.91	9.50	93.06	50.93	10 95.43
3	71	KCB	Mark ALEXANDER-WILLIAMS	Sylva Phoenix	22	19:15.30	15.89	92.55	51.24	8 94.85
4	60	KCA	Andrew STERLING	Dax Rush	22	19:24.87	25.46	91.79	51.35	7 94.64
5	3	KCC	Jim GOODWIN	Sylva Phoenix	22	19:26.11	26.70	91.69	51.64	11 94.11
6	69	KCC	Alex JULLIEN	Sylva Striker	22	19:29.58	30.17	91.42	51.91	11 93.62
7	36	KCB	Ian KEMPSON	MK Indy	22	19:36.93	37.52	90.85	52.17	5 93.16
8	75	KCA	Matthew LEWIS	MNR Vortex	22	19:44.42	45.01	90.27	51.62	7 94.15
9	19	KCA	Nigel BROWN	Sylva Phoenix	21	19:02.34	1 Lap	89.34	53.01	10 91.68
10	51	KCC	Brian SMITH	Sylva Striker	21	19:06.33	1 Lap	89.03	53.14	17 91.46
11	25	KCC	Colin BENHAM	Locost	21	19:38.01	1 Lap	86.64	54.86	15 88.59
12	23	KCC	Adrian COOPER	Procomp LA Gold	20	19:20.32	2 Laps	83.77	53.53	17 90.79
13	30	KCA	Patrick McDERMOTT	Dutton Phaeton S2	19	19:42.37	3 Laps	78.10	57.68	19 84.26
Not-Classified										
	7	KCC	Steve TAYLOR	Phoenix	19	16:35.17	DNF	92.79	50.90	8 95.48
	39	KCC	Chris SCOPES	Procomp LA Gold	19	17:03.87	DNF	90.19	51.90	7 93.64
	20	KCC	Anton LANDON	Westfield SE	18	16:32.54	DNF	88.14	53.81	10 90.32
	86	KCC	Stephen BELL	Sylva Striker	17	15:08.57	DNF	90.93	52.14	11 93.21
	55	KCC	Robert HORTON	Raw Striker	13	14:17.17	DNF	73.71	1:02.28	2 78.03
	82	KCC	Rob JOHNSTON	Cyana MX500R	12	10:37.02	DNF	91.55	51.74	7 93.93
	33	KCB	Stephen WARD	Raw Striker	11	9:37.23	DNF	92.61	50.91	8 95.46
	54	KCC	Andrew WARD	Sylva Phoenix	7	6:17.42	DNF	90.14	51.94	6 93.57
	24	KCC	Guy HUSSEY	RAW Striker	5	4:31.83	DNF	89.39	52.17	3 93.16
	32	KCC	Paul COOPER	Raw Striker	2	1:57.43	DNF	82.77	53.75	2 90.42
Non-Starters										
	21	KCC	Stephen LANSLEY	Procomp La Gold						
Fastest Lap										
	2	KCB	Gary GOODYEAR	Raw Fulcrum					50.79	16 95.69
	7	KCC	Steve TAYLOR	Phoenix					50.90	8 95.48
	60	KCA	Andrew STERLING	Dax Rush					51.35	7 94.64

Weather / Track: Cloudy / Dry

Start Time : 14:07

Mallory Park

93 Aug 08 14:28

Clerk of Course : <i>AS 14:55</i>	Time Issued :	Chief Timekeeper : Terry Stevens
--------------------------------------	---------------	----------------------------------

THESE RESULTS REMAIN PROVISIONAL FOR A MINIMUM OF 30 MINUTES FROM THE TIME OF ISSUE AND UNTIL ALL JUDICIAL AND TECHNICAL MATTERS HAVE BEEN SETTLED



Provisional Results - Race 4
750 Motor Club Golf GTi Championship

Pl	No	Cl	Name	Car	Laps	Time	Behind	MPH	Best Lap on	MPH
1	41	VW2	Ian CARVELL	VW Golf GTi Mk2	20	19:02.26		85.09	56.36	8 86.23
2	26	VW2	Michael THURSTON	VW Golf GTi Mk2	20	19:08.01	5.75	84.67	56.49	7 86.03
3	43	VW2	Christopher PETTO	VW Golf GTi Mk2	20	19:23.06	20.80	83.57	57.10	9 85.11
4	65	VW2	Luke SCHLEWITZ	VW Golf GTi Mk2	20	19:26.34	24.08	83.34	57.35	18 84.74
5	27	VW1	Craig ROBERTS	VW Golf GTi Mk2	20	19:34.07	31.81	82.79	57.85	4 84.01
6	7	VW1	John MAWDSLEY	VW Golf GTi Mk2	20	19:35.47	33.21	82.69	57.48	4 84.55
7	4	VW1	Luke WALES	VW Golf GTi Mk2	20	19:38.84	36.58	82.45	57.76	12 84.14
8	47	VW1	Andrew WALKER	VW Golf GTi Mk2	20	19:44.73	42.47	82.04	57.78	13 84.11
9	99	VW1	Pete APPLEYARD	VW Golf GTi Mk2	20	19:51.21	48.95	81.60	58.20	8 83.51
10	17	VW1	Adam STEVENSON	VW Golf GTi Mk2	20	19:55.60	53.34	81.30	58.74	20 82.74
11	14	VW1	Jamie BUTCHER	VW Golf GTi Mk2	20	19:55.87	53.61	81.28	58.33	9 83.32
12	13	VW2	Oliver WILTON	VW Golf GTi Mk2	20	19:56.17	53.91	81.26	58.42	20 83.19
13	21	VW2	Martyn BROWN	VW Golf GTi Mk2	20	19:58.40	56.14	81.11	58.32	6 83.33
14	33	VW1	Gemma HAMPSHIRE	VW Golf GTi Mk2	20	19:58.66	56.40	81.09	58.59	9 82.95
15	10	VW2	James COLBOURNE	VW Golf GTi Mk2	20	19:58.92	56.66	81.07	58.39	8 83.23
16	70	VW2	Anthony MARLOW	VW Golf GTi Mk2	20	19:59.71	57.45	81.02	58.53	12 83.03
17	89	VW1	Sebastian PALMER	VW Golf GTi Mk2	19	19:29.33	1 Lap	78.97	59.75	17 81.34
18	22	VW1	Mark CHRISTOPHER	VW Golf GTi Mk2	19	19:39.77	1 Lap	78.27	59.83	11 81.23
19	9	VW1	Susanna KENNISTON	VW Golf GTi Mk2	19	19:49.62	1 Lap	77.62	1:00.59	9 80.21
20	34	VW2	Pete STEPHENS	VW Golf GTi Mk2	19	19:50.59	1 Lap	77.56	1:00.29	7 80.61
21	6	VW2	Alistair SEDWELL	VW Golf GTi Mk2	19	19:54.60	1 Lap	77.30	1:01.00	19 79.67

Not-Classified

20	VW2	John HILLON	VW Golf GTi Mk2	19	18:26.83	DNF	83.43	57.08	3 85.14
15	VW2	Scott GIBBINS	VW Golf GTi Mk2	15	14:35.56	DNF	83.26	57.16	4 85.02
30	VW2	Andy STENNING	VW Golf GTi Mk2	9	9:07.05	DNF	79.96	58.63	8 82.89
31	VW2	Nick PORTER	VW Golf GTi Mk2	4	3:54.90	DNF	82.76	56.87	2 85.46
16	VW2	Rob CARVELL	VW Golf GTi Mk2	4	3:55.18	DNF	82.66	56.25	3 86.40

Non-Starters

12	VW2	Josh JOHNSON	VW Golf GTi Mk2							
----	-----	--------------	-----------------	--	--	--	--	--	--	--

Fastest Lap

16	VW2	Rob CARVELL	VW Golf GTi Mk2					56.25	3 86.40
7	VW1	John MAWDSLEY	VW Golf GTi Mk2					57.48	4 84.55

Weather / Track: Cloudy / Dry


Start Time : 14:54

Mallory Park

03 Aug 08 15:14

Clerk of Course : 	Time Issued :	Chief Timekeeper : Terry Stevens 
---	---------------	--

THESE RESULTS REMAIN PROVISIONAL FOR A MINIMUM OF 30 MINUTES FROM THE TIME OF ISSUE AND UNTIL ALL JUDICIAL AND TECHNICAL MATTERS HAVE BEEN SETTLED



Provisional Results - Race 5

750 Motor Club Formula 4 Championship

Pl	No	Cl	Name	Car	Laps	Time	Behind	MPH	Best Lap on	MPH
1	3	F4A	Malcolm SCOTT	Van Diemen RF00	24	18:52.23		103.02	46.05	15 105.54
2	29	F4A	Chris TIMMS	Mygale 2000US	24	19:02.22	9.99	102.12	46.66	9 104.16
3	55	F4A	Peter ALLEN	Van Diemen RF00	24	19:09.71	17.48	101.45	46.71	17 104.05
4	11	F4A	Barry PRITCHARD	Van Diemen RF01	24	19:09.78	17.55	101.45	46.48	23 104.56
5	26	F4A	Andrew MINNETT	Van Diemen	23	19:03.92	1 Lap	97.72	48.66	18 99.88
6	8	F4B	Clive YORATH	Reynard SF84	23	19:04.15	1 Lap	97.70	47.69	12 101.91
7	36	F4C	Oliver SIRRELL	Van Diemen	23	19:11.86	1 Lap	97.04	48.97	14 99.24
8	56	F4C	Bryn TOOTELL	Van Diemen RF	23	19:23.81	1 Lap	96.05	49.42	10 98.34
9	58	F4A	David SHELTON	Van Dieman RF95	23	19:39.65	1 Lap	94.76	50.18	17 96.85
10	57	F4A	Simon EMMERSON	Van Diemen	22	18:53.58	2 Laps	94.32	49.99	21 97.22
11	91	F4B	David HEALEY	Delta T92	22	18:54.63	2 Laps	94.23	49.67	13 97.85
12	78	F4A	Richard PEARSON	Formula Renault	21	18:56.19	3 Laps	89.83	52.31	18 92.91

Not-Classified

21	F4A	Mark COLLINSON	Van Diemen RF00	19	16:46.03	DNF	91.79	51.41	6	94.53
5	F4A	Jonathan WESTON-TAYLOR	Mygale US 2000	17	13:34.58	DNF	101.43	46.55	7	104.40
39	F4C	James HARRIS	Mygale SJ00	17	14:32.51	DNF	94.69	49.74	6	97.71
10	F4A	Jennifer SCOTT	Van Diemen RF99	11	9:02.44	DNF	98.55	47.32	7	102.70
99	F4I	Charles ADRIAN	Van Diemen RF93	11	9:18.01	DNF	95.80	48.25	9	100.73
19	F4C	Matthew WOOD	Mygale	10	8:28.36	DNF	95.60	49.51	5	98.16
27	F4A	Jeremy WALKER	Van Diemen	3	2:24.77	DNF	100.71	46.33	2	104.90

Fastest Lap

3	F4A	Malcolm SCOTT	Van Diemen RF00	46.05	15	105.54
8	F4B	Clive YORATH	Reynard SF84	47.69	12	101.91
99	F4I	Charles ADRIAN	Van Diemen RF93	48.25	9	100.73
36	F4C	Oliver SIRRELL	Van Diemen	48.97	14	99.24

Weather / Track: Cloudy / Dry

Start Time : 15:27

Mallory Park

03 Aug 08 15:47

Clerk of Course :

Time Issued :

Chief Timekeeper : Terry Stevens

THESE RESULTS REMAIN PROVISIONAL FOR A MINIMUM OF 30 MINUTES FROM THE TIME OF ISSUE AND UNTIL ALL JUDICIAL AND TECHNICAL MATTERS HAVE BEEN SETTLED



Provisional Results - Race 6

Demon Tweeks / Yokohama Hot Hatch Championship

Pl	No	Cl	Name	Car	Laps	Time	Behind	MPH	Best Lap on	MPH
1	6	HHA	Andy ROBINSON	Peugeot 306 GTi	16	14:24.27		89.97	4	91.87
2	97	HHB	Andy McLENNAN	Suzuki Swift GTi	16	14:27.99	3.72	89.59	2	91.20
3	2	HHA	Ilsa COX	Peugeot 206 GTi	16	14:29.22	4.95	89.46	6	91.08
4	31	HHB	Lewis WILLIAMS	Ford Fiesta XR2	16	14:42.94	18.67	88.07	4	89.85
5	15	HHD	Kevin PULLAN	Honda Type R	16	15:13.86	49.59	85.09	7	87.41
6	96	HHD	Matt HOWARTH	Vauxhall Astra GSi	15	14:26.55	1 Lap	84.13	10	86.38
7	85	HHB	Ian McLAUGHLIN	Suzuki Swift GTi	15	14:51.33	1 Lap	81.79	4	83.91

Non-Starters

62 HHB Cliff PELLIN Ford Fiesta XR2

Fastest Lap

6	HHA	Andy ROBINSON	Peugeot 306 GTi	52.90	4	91.87
97	HHB	Andy McLENNAN	Suzuki Swift GTi	53.29	2	91.20
15	HHD	Kevin PULLAN	Honda Type R	55.60	7	87.41

Weather / Track: Cloudy / Dry

Start Time : 15:56

Mallory Park

03 Aug 08 16:12

Clerk of Course : <i>[Signature]</i> 1613	Time issued :	Chief Timekeeper : Terry Stevens <i>[Signature]</i>
--	---------------	--

THESE RESULTS REMAIN PROVISIONAL FOR A MINIMUM OF 30 MINUTES FROM THE TIME OF ISSUE AND UNTIL ALL JUDICIAL AND TECHNICAL MATTERS HAVE BEEN SETTLED



Provisional Results - Race 7

Cambridge Race Cars Bike-Sports Championship

Pl	No	Cl	Name	Car	Laps	Time	Behind	MPH	Best Lap on	MPH
1	3	BSA	Jonathan WRIGHT	Radical PRO6	38	28:59.02		106.20	44.85	2 108.36
2	6	BSA	Nigel PLACE	Radical Prosport	38	29:32.17	33.15	104.21	45.14	25 107.67
3	95	BSA	Richard STABLES	Radical PRO6	38	29:38.18	39.16	103.86	45.45	25 106.93
4	30	BSA	Simon FORD	Radical Prosport	37	29:20.19	1 Lap	102.16	46.64	3 104.20
5	12	BSC	Graham MILLER	Global GT1	36	29:42.85	2 Laps	98.14	48.51	13 100.19
6	91	BSA	David FRANKLAND	Radical SR4	36	29:49.06	2 Laps	97.79	48.52	12 100.16
7	11	BSB	Oliver HULME	T5 Mission	35	29:13.10	3 Laps	97.03	47.89	5 101.48
8	81	BSC	Lewis SHAW	Radical Clubsport	35	29:41.20	3 Laps	95.50	49.89	25 97.41
9	10	BSC	Mark ABBOTT	Radical Clubsport	35	29:42.58	3 Laps	95.42	50.17	20 96.87
10	49	BSC	Laura COWPER	Global GT1	34	29:45.37	4 Laps	92.55	50.94	26 95.41
11	85	BSC	John WILKES	Globel GT	34	29:45.79	4 Laps	92.53	50.95	26 95.39

Not-Classified

31	BSC	Alan STRACHAN	ADR SP1	17	16:21.20	DNF	84.20	54.45	2	89.26
----	-----	---------------	---------	----	----------	-----	-------	-------	---	-------

Non-Starters

77	BSC	John GRAY	Global Light GT1
----	-----	-----------	------------------

Fastest Lap



3	BSA	Jonathan WRIGHT	Radical PRO6	44.85	2	108.36
11	BSB	Oliver HULME	T5 Mission	47.89	5	101.48
12	BSC	Graham MILLER	Global GT1	48.51	13	100.19

Weather / Track: Cloudy / Dry

Start Time : 16:18

Mallory Park

03 Aug 08 16:48

Clerk of Course :  16.50	Time Issued :	Chief Timekeeper : Terry Stevens 
---	---------------	---

THESE RESULTS REMAIN PROVISIONAL FOR A MINIMUM OF 30 MINUTES FROM THE TIME OF ISSUE AND UNTIL ALL JUDICIAL AND TECHNICAL MATTERS HAVE BEEN SETTLED



Provisional Results - Race 8

Premier Choice Group 750 Formula Championship

Pl	No	Cl	Name	Car	Laps	Time	Behind	MPH	Best Lap on	MPH
1	1	F7	Peter BOVE	Darvi P-88	16	14:05.90		91.93	51.99	14 93.48
2	5	F7	Dave ROBSON	SDAR/83	16	14:07.58	1.68	91.74	51.74	14 93.93
3	55	F7	Roger ROWE	Centaur Mk20	16	14:09.82	3.92	91.50	51.46	14 94.44
4	29	F7B	Will JOHNSTON JNR	Centaur Mk16	16	14:10.58	4.68	91.42	52.23	10 93.05
5	2	F7	Mick HARRIS	Darvi 877	16	14:15.87	9.97	90.85	52.32	12 92.89
6	22	F7	James CULVER	Marrow Mk1	16	14:18.81	12.91	90.54	52.48	6 92.61
7	8	F7	Martin KEMP	Darvi Mk6	16	14:21.36	15.46	90.28	52.56	9 92.47
8	57	F7B	David WATTS	Centaur Mk16	16	14:22.42	16.52	90.16	52.84	6 91.98
9	7	F7	Bill RUTTER	Darvi Mk5B	16	14:37.44	31.54	88.62	53.72	8 90.47
10	12	F7	Rod HILL	Mystic T4/21	16	14:38.19	32.29	88.55	53.76	8 90.40
11	26	F7	Paul MORRIS	Darvi 92J	16	14:50.84	44.94	87.29	54.57	5 89.06
12	10	F7	Ian ALLEN	ADR T5	16	14:58.94	53.04	86.50	54.98	13 88.40
13	69	F7B	Colin WOLSTENHOLME	Darvi Mk5	15	14:05.06	1 Lap	86.27	54.88	10 88.56
14	15	F7B	Andrew LAKE	Phoenix	15	14:13.96	1 Lap	85.37	55.58	12 87.44
15	71	F7B	Max SHEPPARD	Sheppard MS750/01	15	14:14.61	1 Lap	85.30	55.42	15 87.69
16	25	F7B	Paul COLLINS	Darvi Mk5	15	14:46.27	1 Lap	82.25	57.06	14 85.17
17	34	F7B	David HEAVER	TSR Ingham	14	14:15.86	2 Laps	79.50	59.22	9 82.07

Non-Starters

27	F7	Sue BUXTON	Darvi 5/97
36	F7	Steve COOPER	PC Special
6	F7	Chris GOUGH	CGR2 Evo
77	F7B	Dick HARTLE	Tristesse Mk7

Fastest Lap

55	F7	Roger ROWE	Centaur Mk20	51.46	14	94.44
29	F7B	Will JOHNSTON JNR	Centaur Mk16	52.23	10	93.05

Weather / Track: Cloudy / Dry


Start Time : 16:56

Mallory Park

03 Aug 08 17:12

Clerk of Course :  17 24	Time Issued :	Chief Timekeeper : Terry Stevens
--	---------------	----------------------------------

THESE RESULTS REMAIN PROVISIONAL FOR A MINIMUM OF 30 MINUTES FROM THE TIME OF ISSUE AND UNTIL ALL JUDICIAL AND TECHNICAL MATTERS HAVE BEEN SETTLED



Provisional Results - Race 9

750 Motor Club Kit Car Championship

Pl	No	Cl	Name	Car	Laps	Time	Behind	MPH	Best Lap on	MPH
1	2	KCB	Gary GOODYEAR	Raw Fulcrum	22	18:51.41		94.50	50.72	18 95.82
2	60	KCA	Andrew STERLING	Dax Rush	22	18:58.20	6.79	93.94	50.32	7 96.58
3	1	KCC	Andy HILEY	Taydec Mk2	22	18:58.67	7.26	93.90	50.55	8 96.14
4	71	KCB	Mark ALEXANDER-WILLIAMS	Sylva Phoenix	22	19:04.39	12.98	93.43	51.17	10 94.98
5	3	KCC	Jim GOODWIN	Sylva Phoenix	22	19:04.77	13.36	93.40	50.99	11 95.31
6	82	KCC	Rob JOHNSTON	Cyana MX500R	22	19:14.54	23.13	92.61	51.62	6 94.15
7	69	KCC	Alex JULLIEN	Sylva Striker	22	19:21.70	30.29	92.04	51.63	10 94.13
8	19	KCA	Nigel BROWN	Sylva Phoenix	22	19:44.49	53.08	90.27	53.05	11 91.61
9	86	KCC	Stephen BELL	Sylva Striker	21	19:15.17	1 Lap	88.35	52.95	11 91.78
10	25	KCC	Colin BENHAM	Locost	21	19:23.70	1 Lap	87.70	54.24	8 89.60
Not-Classified										
	51	KCC	Brian SMITH	Sylva Striker	14	13:27.33	DNF	84.28	53.63	11 90.62
	32	KCC	Paul COOPER	Raw Striker	11	10:31.02	DNF	84.72	54.71	2 88.83
Non-Starters										
	20	KCC	Anton LANDON	Westfield SE						
	21	KCC	Stephen LANSLEY	Procomp La Gold						
	33	KCB	Stephen WARD	Raw Striker						
	7	KCC	Steve TAYLOR	Phoenix						
Fastest Lap										
	60	KCA	Andrew STERLING	Dax Rush					50.32	7 96.58
	1	KCC	Andy HILEY	Taydec Mk2					50.55	8 96.14
	2	KCB	Gary GOODYEAR	Raw Fulcrum					50.72	18 95.82

Weather / Track: Cloudy / Dry

Start Time : 17:22

Mallory Park

03 Aug 08 17:42

Clerk of Course :

Time Issued :

Chief Timekeeper : Terry Stevens

THESE RESULTS REMAIN PROVISIONAL FOR A MINIMUM OF 30 MINUTES FROM THE TIME OF ISSUE AND UNTIL ALL JUDICIAL AND TECHNICAL MATTERS HAVE BEEN SETTLED

Results produced on HS Sports Timing and Results Systems. Results online at www.750MC.co.uk