

# National Championship Car Race Meeting

OFFICIAL PROGRAMME - PRICE £2.50




STOCK




STOCK HATCH




SR & GT




SR & GT






SR & GT




SR & GT




SLT 395




FORMULA VEE




750 FORMULA



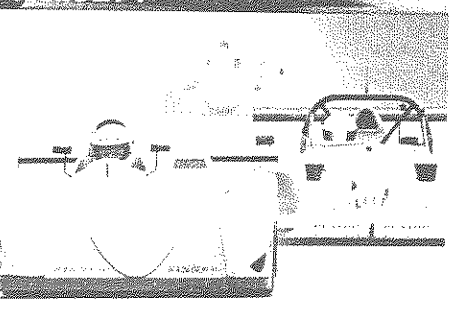
FORMULA 4



FORMULA VEE



GOLF GTI



Mallory Park - 9<sup>th</sup> March '08

## Programme Amendments

Mallory Park

09-Mar-08

*Please add the following*

| Formula     | No | Cls | Driver        | Car                |
|-------------|----|-----|---------------|--------------------|
| MRZ         | 57 | A   | Toni Gladding | Toyota MRZ Mk1     |
| Stock Hatch | 64 |     | Pat Grove     | Peugeot 106 Rallye |

*Please delete the following*

| Formula        | No | Cls | Driver       | Car            |
|----------------|----|-----|--------------|----------------|
| Formula Junior | 32 | C   | Mark Green   | Lotus 18       |
| Formula Vee    | 31 | B   | Phill Foster | AHS Challenger |
| Stock Hatch    | 79 | B   | Bill Pariera | Fiesta XR2     |



This meeting is held under the General Regulations of the MSA (incorporating the provisions of the International Sporting Code of the FIA) and the Supplementary Regulations, Final Instructions and any written instructions which the Organisers issue for the race meeting. **MSA Permits: 44813 & 44814**

### RACE MEETING OFFICIALS

MSA STEWARD  
L.Pullen

CLERKS OF COURSE  
J.Floyd  
A.Cox J.Smith

CLUB STEWARDS  
V.Ayres I.Thompson

TIMEKEEPERS  
T.Stevens (Chief)  
A.Stevens M.Dewey  
A.Hancock

SCRUTINEERS  
D.Smith (Chief)  
S.Ford J.Atkinson  
I.Brocklesby  
C.Baker A.Johnson  
M.Lambkin-Smith

CHIEF MARSHAL  
P.Harding

RACE RESCUE UNIT/S  
750 Motor Club

COMMENTATOR  
M.Pye

SECRETARY  
OF THE MEETING  
Robin Knight

MARSHALS  
750 Motor Club  
BMCC & friends

BREAKDOWN UNITS  
Barrie Mills

### APPROXIMATE TIMETABLE

|   |  |       |
|---|--|-------|
| 1 | Demon Tweeks/Yokohama Stock Hatch Championship - session A       | 9.30  |
| 2 | Demon Tweeks/Yokohama Stock Hatch Championship - session B       | 9.55  |
| 3 | MR2 Championship   | 10.20 |
| 4 | Formula Vee Championship - session A                             | 10.45 |
| 5 | Formula Vee Championship - session B                             | 11.10 |
| 6 | Formula Junior Championship classes A, B & C                     | 11.35 |
| 7 | Formula Junior Championship classes D & E plus 750 Trophy Series | 12.00 |

#### Races

|   |  |      |
|---|--|------|
| 1 | Demon Tweeks/Yokohama Stock Hatch Championship | 1.15 |
| 2 | MR2 Championship                               | 1.45 |
| 3 | Formula Vee Championship - Heat                | 2.15 |
| 4 | Formula Junior Championship classes A, B & C   | 2.45 |
| 5 | Demon Tweeks/Yokohama Stock Hatch Championship | 3.15 |
| 6 | Formula Junior Championship classes D & E      | 3.45 |
| 7 | 750 Trophy Series                              | 4.15 |
| 8 | Formula Vee Championship - final               | 4.45 |
| 9 | MR2 Championship                               | 5.15 |

**The organisers reserve the right, with the permission of the Stewards of the Meeting and/or the Clerk of Course, to change the order in which events are run and to postpone, cancel or abandon the meeting or any part thereof.**



## Races 1 & 5

18 mins + 1 lap


## Demon Tweaks/Yokohama Stock Hatch Championship

The Stock Hatch Championship, is in its 11<sup>th</sup> year & continues to be the most popular championship in the UK. Modifications are strictly limited to basic rebore and blueprinting along with the use of standard gearbox; ignition systems are 'free'; suspension mods are limited to lowering and uprating of springs and dampers; brakes remain standard with free pad materials; a 'control' Yokohama tyre and a weight penalty for leading cars ensures close racing at very affordable cost.

| No    | Cls | Driver              | Car details          | ccs  | Hometown        |
|-------|-----|---------------------|----------------------|------|-----------------|
| 3     |     | Simon Hunt          | Peugeot 106 XSi      | 1600 | Derby           |
| 4     |     | Terry Roughton      | Citroen Saxo         | 1600 | Wisbech         |
| 7     |     | Ryan Bensley        | Citroen Saxo VTR     | 1600 | King's Lynn     |
| 9     |     | Darren Wilson       | Peugeot 106 XSi      | 1600 | Lincoln         |
| 14    |     | Carl Swan           | Peugeot 106 XSi      | 1600 | Rugby           |
| 16    | B   | Derek Rozier        | Fiesta XR2i          | 1600 | Bexley          |
| 24    |     | Craig Emmerson      | Citroen Saxo VTR     | 1600 | Loughborough    |
| 26    |     | Alan Eason          | Citroen Saxo         | 1600 | Northampton     |
| 27    |     | Nick Carter         | Vauxhall Corsa Sport | 1400 | Louth           |
| 29    |     | William Hornsey     | Peugeot 106 Rallye   | 1600 | Didcot          |
| 40    |     | Amy Barker          | Citroen Saxo VTR     | 1600 | Bath            |
| 42    | B   | Lee Scott           | Ford Fiesta XR2i     | 1600 | Basildon        |
| 44    |     | Simon Welford       | Peugeot 106          | 1600 | Esher           |
| 46    | B   | Liam Sargent        | Peugeot 106 XSi      | 1600 | Halesowen       |
| 48    |     | Wayne Harris        | Citroen Saxo VTR     | 1600 | Wisbech         |
| 51    | B   | Ben Gladwyn         | Peugeot 205 GTi      | 1580 | Wallingford     |
| 55    | B   | John Hemming        | Vauxhall Nova Gsi    | 1600 | Paignton        |
| 56    | B   | Jason Nind          | Fiesta XR2           | 1597 | Rainham         |
| 59    |     | Steve Noble         | Citroen Saxo VTR     | 1600 | Reading         |
| 63    | B   | Maurice Davies      | Fiesta XR2           | 1600 | St. Helens      |
| 67    | B   | Jason Cox           | Fiesta XR2           | 1600 | Gravesend       |
| 70    | B   | Darren Barden       | Peugeot 205 GTi      | 1580 | Tunbridge Wells |
| 71    | B   | Tim Mizen           | Fiesta XR2i          | 1600 | Eastbourne      |
| 86    | B   | Edward Cooper       | Nova GSI             | 1600 | Malmesbury      |
| 88    | B   | Damian Cottrell     | Ford Fiesta XR2      | 1600 | Bromsgrove      |
| 89    |     | George Murrells     | Citroen Saxo VTR     | 1600 | Chelmsford      |
| 90    | B   | Nick Thornton-Jones | Peugeot 205 GTi      | 1600 | Eye             |
| 91    |     | Ashley Collins      | Vauxhall Corsa Sport | 1400 | Worcester       |
| Res 1 | B   | Charles Godfrey     | Ford Fiesta XR2      | 1600 | Surbiton        |
|       |     | Andrew Foley        | Saxo VTR             | 1600 | Merthyr Tydfil  |
| Res 2 | B   | Scot Kirlaw         | Ford Fiesta XR2      | 1600 | Milton Keynes   |
|       |     | Robbie Boon         | Citroen Saxo VTR     | 1600 | Wisbech         |

The above drivers are in the 1<sup>st</sup> Stock Hatch practice session – those on the next page are in the 2<sup>nd</sup> session. From the combined times of the two sessions the slowest 30 go into Race 1, the remainder into Race 5 which will be topped up to 30 by the top finishers in Race 1.

demon tweaks



# Races 1 & 5


18 mins + 1 lap

## Demon Tweaks/Yokohama Stock Hatch Championship

The Stock Hatch Championship, is in its 10<sup>th</sup> year & continues to be the most popular championship in the UK. Modifications are strictly limited to basic rebore and blueprinting along with the use of standard gearbox; ignition systems are 'free'; suspension mods are limited to lowering and uprating of springs and dampers; brakes remain standard with free pad materials; a 'control' Yokohama A539 tyre and a weight penalty for leading cars ensures close racing at very affordable cost.

| No    | Cls | Driver            | Car details        | ccs  | Hometown       |
|-------|-----|-------------------|--------------------|------|----------------|
| 5     |     | Matthew Foley     | Citroen Saxo VTR   | 1600 | Merthyr Tydfil |
| 10    | B   | Matt Rozier       | Peugeot 205 GTI    | 1580 | Dartford       |
| 12    |     | Jeff Humphries    | Peugeot 106 Rallye | 1600 | Farnham        |
| 15    |     | James Marshall    | Citroen Saxo VTR   | 1600 | Warwick        |
| 17    | B   | Adam Cast         | Fiesta XR2         | 1600 | Benfleet       |
| 20    |     | Gareth Wright     | Peugeot 106 XSi    | 1600 | Wisbech        |
| 21    |     | Jamie Golby       | Citroen Saxo VTR   | 1600 | Southam        |
| 22    | B   | Gary Feakins      | Peugeot GTi        | 1600 | Reading        |
| 25    | B   | Neil Walsh        | Fiesta XR2         | 1600 | Stevenage      |
| 28    |     | Dan Summers       | Peugeot 106 Rallye | 1600 | Feltham        |
| 33    |     | Paul Coulam       | Fiesta XR2i        | 1600 | Coningsby      |
| 34    | B   | Mark Webster      | Fiesta XR2         | 1600 | Thame          |
| 41    |     | Martin Ward       | Citroen Saxo VTR   | 1600 | Norwich        |
| 43    | B   | Martin Cayzer     | Fiesta XR2         | 1600 | Cheylesmore    |
| 47    | B   | Will Sargent      | Peugeot 106 XSi    | 1600 | Alresford      |
| 49    | B   | Oli McCrudden     | Fiesta XR2         | 1600 | London         |
| 50    | B   | Wayne Goodwin     | Ford Fiesta XR2    | 1600 | Lincoln        |
| 52    |     | Shaun Hagen       | Citroen Saxo VTR   | 1600 | King's Lynn    |
| 53    |     | Tom Molyneux      | Peugeot 106 Rally  | 1600 | Woodford Green |
| 54    |     | Martin Boon       | Rover GTi          | 1400 | King's Lynn    |
| 60    |     | Geoff Bluff       | Citroen Saxo       | 1600 | Sheffield      |
| 73    |     | Craig McIlvar     | Ford Sport Ka      | 1598 | Wellingborough |
| 74    |     | Chris Cody        | Citroen Saxo VTR   | 1600 | London         |
| Res 3 |     | Joe McMillan      | Citroen Saxo       | 1600 | Wisbech        |
| 76    | B   | Daniel Spencer    | Ford Fiesta XR2    | 1600 | Norwich        |
| 78    | B   | Paul Connell      | Peugeot 205 GTI    | 1600 | Market Drayton |
| Res 4 |     | Bill Pariera      | Fiesta XR2         | 1600 | Knighton       |
| 82    |     | Graham Mulholland | Saxo VTR           | 1600 | Duffield       |
| 84    | B   | Gillian Arthurs   | Ford Fiesta SI     | 1400 | Walsall        |
| 85    |     | Stuart Herriott   | Citroen Saxo VTR   | 1600 | Milton Keynes  |
| 94    | B   | James Calado      | Ford Fiesta XR2    | 1600 | Wymondham      |
| 97    | B   | James Rowley      | Peugeot 205 GTI    | 1600 | Underwood      |

demon tweaks



# Races 2 & 9

# 18 mins + 1 lap

## Toyota MR2 Championship

The Toyota MR2 Championship is new for 2008 & is for production based sports cars run as near standard specification as possible allowing for safety requirements. There are separate classes. Class A for the Mk1 and class B for the Mk2. Very few modifications from standard are allowed to keep costs down and maintain its aims as a budget series.

|       | No | Cls | Driver           | Car details    | ccs  | Hometown         |
|-------|----|-----|------------------|----------------|------|------------------|
|       | 1  | B   | Patrick Mortell  | Toyota MR2 Mk2 | 2000 | Kenilworth       |
|       | 2  | B   | Rowland Woolley  | Toyota MR2 Mk2 | 1800 | Lutterworth      |
| Res 2 | 3  | B   | Tom Davis        | Toyota MR2     | 1600 | Rotherham        |
|       | 4  | B   | Nick Jones       | Toyota MR2 Mk2 | 1800 | Solihull         |
|       | 5  | B   | Lee Bullock      | Toyota MR2 MK2 | 1600 | Burton-On-Trent  |
|       | 6  | B   | Clive Morphett   | Toyota MR2 MK2 | 2000 | Nottingham       |
|       | 8  | B   | Andy Winterton   | Toyota MR2 MK2 | 2000 | Stamford         |
|       | 9  | B   | Ross Hill        | Toyota MR 2    | 1600 | Oxford           |
|       | 10 | B   | Alan Henderson   | Toyota MR2 MK2 | 1800 | Stanley          |
|       | 11 | B   | David Litchfield | Toyota MR2 Mk2 | 1600 | London           |
|       | 12 | A   | Phil Wilson      | Toyota MR2 Mk2 | 1800 | Beaconsfield     |
|       | 14 | B   | Rob Horsfield    | Toyota MR2 Mk2 | 1600 | Salisbury        |
|       | 15 | A   | David Rowe       | Toyota MR2 Mk1 | 1600 | Holsworthy       |
|       | 17 | B   | Marcus Mahy      | Toyota MR2 Mk2 | 1800 | Mayenne          |
|       | 18 | B   | David Henderson  | Toyota MR2 Mk2 | 1800 | Stanley          |
|       | 26 | B   | Jeff Holden      | Toyota MR2 Mk2 | 1600 | Rochdale         |
|       | 27 | B   | Dallas Jackson   | Toyota MR2     | 2000 | Wickford         |
|       | 28 | B   | Zac Chapman      | Toyota MR2     | 1600 | Wareham          |
|       | 36 | B   | Rob Alman        | Toyota MR2 Mk2 | 1998 | Telford          |
|       | 42 | B   | Chris Stewart    | Toyota MR2 MK2 | 2000 | Saxmundham       |
|       | 45 | A   | David Block      | Toyota MR2 MK1 | 1600 | Southampton      |
| Res 1 | 58 | B   | Steve Lumley     | Toyota MR2 MK2 | 1800 | Bury St. Edmunds |
|       | 64 | B   | Matthew Marsh    | Toyota MR2 MK2 | 1600 | Northampton      |
|       | 73 | B   | Mark Jessop      | Toyota MR2 Mk2 | 1600 | Market Rasen     |
|       | 78 | A   | Steve Woolfe     | Toyota MR2 Mk1 | 1600 | Manchester       |
|       | 79 | A   | Jonathan Grimes  | Toyota MR2 Mk1 | 1600 | Ascot            |
|       | 88 | B   | Alric Kitson     | Toyota MR2 Mk2 | 1600 | Scunthorpe       |
|       | 89 | B   | David Weaving    | Toyota MR2 MK2 | 2000 | Launceston       |
|       | 94 | B   | Paul Coombs      | Toyota MR2     | 1600 | Dartford         |
|       | 95 | B   | Anthony Day      | Toyota MR2 Mk2 | 1600 | Thame            |
|       | 98 | A   | Hugh Gilmour     | Toyota MR2 Mk1 | 1600 | King's Lynn      |
|       | 99 | A   | Arthur Gilmour   | Toyota MR2 Mk1 | 1600 | King's Lynn      |

The nominated reserves practice but only race if space becomes available.





# Races 3 & 8

# 13 mins + 1 lap

## 750 Motor Club Formula Vee Championship

The 750 Motor Club Formula Vee championship is ideal for beginner and 'expert' alike, looking for competitive single seater racing on a low budget. It has been run by the 750 Motor Club since 1980 and is probably the cheapest way to go single seater racing in the UK. Engine, gearbox and much of the suspension and braking system is from the VW 1300 Beetle and this, along with a Dunlop 'control' tyre puts the emphasis on driver ability to win races.

| No | Cls | Driver            | Car details    | ccs  | Hometown        |
|----|-----|-------------------|----------------|------|-----------------|
| 10 |     | Jamie Conyers     | GAC 03         | 1300 | Mirfield        |
| 13 |     | Warren Smith      | Storm SF1      | 1300 | Bristol         |
| 21 |     | Richard Potterton | Scarab Mk2     | 1300 | Scunthorpe      |
| 26 |     | Peter Andrews     | Sheane Mk2     | 1300 | Birmingham      |
| 28 | B   | Ben Williams      | Sheane Mk1     | 1300 | Uckfield        |
| 29 | B   | Martin Luton      | Sheane Mk2     | 1300 | Fleet           |
| 31 | B   | Phillip Foster    | AHS Challenger | 1300 | Solihull        |
| 36 | B   | Tim Hill          | Sheane Mk3     | 1300 | Daventry        |
| 40 | B   | Charlie Reilly    | Sheane         | 1300 | Danbury         |
| 41 | B   | Cormac Munnelly   | AHS Challenger | 1300 | London          |
| 46 |     | Miles Southerton  | AHS Challenger | 1300 | Minehead        |
| 50 |     | Daniel Pitchford  | Leystone       | 1300 | Worlingham      |
| 55 |     | Peter Studer      | Sheane         | 1300 | Thetford        |
| 60 |     | Robert Higgins    | Storm S1       | 1300 | Hailsham        |
| 67 |     | Paul Taylor       | AHS Challenger | 1300 | East Grinstead  |
| 74 |     | Angus Mayhew      | Scarab Mk2     | 1300 | Fordingbridge   |
| 93 |     | Alan Forster      | Scarab Mk3     | 1300 | Burton-On-Trent |
| 94 |     | Peter Belsey      | Spyder MK2     | 1300 | Reading         |
| 97 |     | Perry Tubb        | Merauder BM1A  | 1300 | Gt Dunmow       |

The above are in the 1<sup>st</sup> Vee practice session; those on the next page are in the 2<sup>nd</sup> session.

From the combined times, the slowest 24 go into Race 3, the remainder into Race 8.

Spaces on the back of that grid will be filled by the top finishers in Race 3.



Races 3 & 8

13 mins + 1 lap

## 750 Motor Club Formula Vee Championship

The 750 Motor Club Formula Vee championship is ideal for beginner and 'expert' alike, looking for competitive single seater racing on a low budget. It has been run by the 750 Motor Club since 1980 and is probably the cheapest way to go single seater racing in the UK. Engine, gearbox and much of the suspension and braking system is from the VW 1300 Beetle and this, along with a Dunlop 'control' tyre puts the emphasis on driver ability to win races.

| No | Cls | Driver         | Car details    | ccs  | Hometown         |
|----|-----|----------------|----------------|------|------------------|
| 2  |     | Martin Farmer  | Sheane         | 1300 | Castle Bromwich  |
| 3  |     | Daniel Hands   | GAC 001        | 1300 | Bicester         |
| 7  |     | Ian Buxton     | Gac            | 1300 | Leek             |
| 14 |     | Steve Ough     | AHS Challenger | 1300 | Shipley          |
| 23 |     | Sam Engineer   | Sheane Mk1     | 1300 | Bedford          |
| 25 |     | Jason Mills    | GAC 03         | 1300 | Cranleigh        |
| 27 |     | John Hughes    | scarab MK5     | 1300 | Bristol          |
| 33 | B   | Steve Robbins  | Sheane         | 1300 | Andover          |
| 42 |     | John Townshend | Sheane Mk2     | 1300 | Colchester       |
| 43 |     | Neale Hurren   | AHS Challenger | 1300 | London           |
| 45 |     | Graham Kiddy   | Ray Bowles     | 1300 | Cambridge        |
| 48 |     | Tim Probert    | Storm FF1      | 1300 | Richmond         |
| 49 |     | Richard Honick | Sheane Mk3     | 1300 | Birmingham       |
| 72 | B   | James Conyers  | Leastone       | 1300 | Upper Poppleton  |
| 73 |     | Clinton Bell   | Venom          | 1300 | Colchester       |
| 75 |     | David Cottrell | Apal Mk3       | 1300 | Walton-On-Thames |
| 85 |     | Tony Dowson    | Sheane         | 1300 | London           |
| 87 |     | Jenny Anderson | GAC 01         | 1300 | Woking           |





# Race 4

# 18 mins + 1 lap

## Historic Formula Junior Championship

Organised by the Aston Martin Owners Club, the Historic Formula Junior Championship is open to single seater racing cars complying with Formula Junior (1958 – 1963) and 500cc Formula 3 (1946 – 1962). All vehicles must have competed in period and in the specification in which they race.

There are 4 classes, being:-  
A – Front engined Formula Junior cars built and raced before 31/12/1960.  
B – Rear engined Formula Junior cars built and raced before 31/12/1960.  
C - Rear and front engined Formula Junior cars built and raced between 1/1/1961 and 31/12/1963.  
D – Formula 3 500cc cars built and raced before 31/12/1962.

| No | Cls | Driver           | Car details   | ccs  | Hometown        |
|----|-----|------------------|---------------|------|-----------------|
| 4  | B   | Derek Walker     | Terrier Mk IV | 1098 | Altrincham      |
| 11 | A   | David Stevenson  | Mallock U2    | 1100 |                 |
| 13 | B   | Keith Roach      | Gemini Mk2    | 1098 | Romsey          |
| 14 | B   | Crispian Besley  | Elva          | 1050 | Northampton     |
| 16 | B   | Tony Goodwin     | Gemini Mk2    | 1098 | Warringham      |
| 18 | B   | Bill Colaric     | Elva 100      | 1100 | Leamington Spa  |
| 20 | B   | Geoff O'niion    | Elva 100      | 1098 | 98000 Monaco    |
| 21 | A   | Peter Mullen     | Osca          | 1100 | London          |
| 27 | B   | Paul Dixon       | Gemini MK2    | 1089 | Ware            |
| 29 | B   | William Grimshaw | Gimini        | 1086 | Rossendale      |
| 30 | C   | Brian Arculus    | Emeryson      | 1100 | Pulborough      |
| 31 | C   | Neil Daws        | Lotus 18      | 1098 | Glos            |
| 32 | C   | Mark Green       | Lotus 18      | 1098 | Redhill         |
| 35 | C   | Tim Bishop       | Sauter        | 1100 | Daventry        |
| 36 | C   | Jon Milicevic    | Lotus 18      | 1098 | Towcester       |
| 37 | C   | Tony Martindale  | Essenkay      | 1100 | Llandeilo       |
| 39 | C   | Michael Waller   | Kieft F/J     | 1098 | Baughurst       |
| 41 | B   | John Hutchison   | Lotus 18      | 998  |                 |
| 42 | C   | Jeremy Deeley    | Cooper T52    | 998  | Tunbridge Wells |
| 44 | C   | Andrew Robertson | Crossle 4F    | 1098 |                 |
| 48 | C   | Paul Hewes       | Lotus 18      | 1098 | Suffolk         |
| 52 | C   | James Claridge   | Lola Mk5      | 1098 | St. Neots       |



**FORMULA JUNIOR**  
Historic Racing Association

**Race 6**

**18 mins + 1 lap**

## **Historic Formula Junior Championship**

The Historic Formula Junior Championship is open to single seater racing cars complying with Formula Junior (1958 – 1963) and 500cc Formula 3 (1946 – 1962). All vehicles must have competed in period and in the specification in which they race.

| No | Cls | Driver              | Car details      | ccs  | Hometown         |
|----|-----|---------------------|------------------|------|------------------|
| 47 | D   | Lorraine Gathercole | Lotus 18         | 998  | Peterborough     |
| 55 | E   | Brian Mitcham       | Wainer           | 1098 | Bury St Edmunds  |
| 56 | E   | Len Selby           | Lola             | 1098 | Leighton Buzzard |
| 59 | D   | David Hall          | BMC Huffaker MK2 | 1090 | Naas             |
| 62 | E   | Simon Armer         | Cooper T59       | 1099 | Warwick          |
| 63 | E   | Benn Simms          | Cooper T59       | 1098 | Melton Mowbray   |
| 65 | E   | Edwin Jowsey        | Lotus FJ22       | 1100 | Whitby           |
| 66 | D   | Alexander Morton    | Ausper T3        | 1098 | Alresford        |
| 75 | E   | Pete Morton         | Lightning        | 1098 | Alresford        |
| 77 | E   | Steve Smith         | Cooper T59       | 1098 | Northampton      |
| 78 | E   | Paul Smeeth         | Lotus 22         | 1100 | Stamford         |
| 79 | E   | Andrew Hibberd      | Lotus 22         | 1098 | Slough           |
| 83 | E   | Barry Westmoreland  | Lotus 22         | 1098 | Doncaster        |
| 84 | E   | Mark Woodhouse      | Lotus 20         | 1098 | Bromsgrove       |
| 88 | D   | Paul Davis          | Lotus 20         | 1098 | Haslemere        |
| 90 | D   | Peter Hughes        | Tojeiro          | 1098 | Pulborough       |
| 91 | E   | Chris Drake         | Brabham BT6      | 1100 | Petersfield      |
| 93 | D   | Rudolf Ernst        | Lotus 20         | 1098 | 22607 Hamberg    |
| 98 | E   | David Brand         | Lotus 22         | 1098 | Kings Langley    |



## Race 7


13 mins + 1 lap

# 750 Motor Club 750 Trophy Series

The 750 Motor Club's 'Historic' racing series, for early 750 Formula, Austin 7 specials, 1172cc side-valve front-engined cars, Historic 500cc F3 cars and other historic and classic cars. New cars have to be built within careful guidelines to ensure compatibility. Engines include Austin 7, Reliant engines (642cc and 748cc OHV, 747cc side-valve), Ford 1172 side-valve and Climax; F3 500cc class must comply with 500 OA.

| No | Cls | Driver          | Car details      | ccs  | Hometown          |
|----|-----|-----------------|------------------|------|-------------------|
| 1  | C   | Don Rawson      | Rawson Climax    | 748  | Oswestry          |
| 2  | I   | Roger Windley   | Time 3B          | 850  | Tattershall       |
| 3  | C   | David Larkins   | Gerrell Reliant  | 850  | Cleckheaton       |
| 13 | A   | Gregan Thruston | Austin Super     | 747  | Henley-In-Arden   |
| 18 | C   | Linden Brand    | JB               | 850  | Chesham           |
| 20 | C   | Paul Mason      | Hague            | 850  | Milton Keynes     |
| 22 | I   | Erle Minhinnick | Apal Formula Vee | 1300 | Reading           |
| 33 | D   | Mike Gilbert    | Cooper Mk IX     | 500  | Sunbury-On-Thames |
| 42 | I   | Simon Windley   | Historic Vee     | 1300 | Tattershall       |
| 71 | C   | Nicola Harness  | Rapide           | 848  | Lincoln           |

The above will practice together with the cars from Race 6.





Combined Qualifying Times  
Stock Hatch

| Pos | No  | Cl  | Name                | Car                  | Session | Laps | Best on Lap | Mph |       |
|-----|-----|-----|---------------------|----------------------|---------|------|-------------|-----|-------|
| 1   | 12  | SH  | Jeff HUMPHRIES      | Peugeot 106 Rallye   | B       | 16   | 57.06       | 14  | 65.17 |
| 2   | 7   | SH  | Ryan BENSLEY        | Citroen Saxo VTR     | A       | 15   | 57.09       | 15  | 65.13 |
| 3   | 15  | SH  | James MARSHALL      | Citroen Saxo VTR     | B       | 16   | 57.13       | 16  | 65.07 |
| 4   | 64  | SH  | Pat GROVE           | Peugeot 106 Rallye   | A       | 15   | 57.17       | 11  | 65.01 |
| 5   | 4   | SH  | Terry ROUGHTON      | Citroen Saxo VTR     | A       | 15   | 57.29       | 7   | 64.83 |
| 6   | 74  | SH  | Chris CODY          | Citroen Saxo VTR     | B       | 16   | 57.33       | 9   | 64.77 |
| 7   | 9   | SH  | Darren WILSON       | Peugeot 106 XSI      | A       | 15   | 57.46       | 7   | 64.56 |
| 8   | 29  | SH  | William HORNSEY     | Peugeot 106 Rallye   | A       | 14   | 57.54       | 13  | 64.46 |
| 9   | 5   | SH  | Matthew FOLEY       | Citroen Saxo VTR     | B       | 15   | 57.55       | 12  | 64.45 |
| 10  | 3   | SH  | Simon HUNT          | Peugeot 106 XSI      | A       | 15   | 57.66       | 8   | 64.29 |
| 11  | 78  | SHB | Paul CORNELL        | Peugeot 205 GTI      | B       | 15   | 57.72       | 11  | 64.20 |
| 12  | 48  | SH  | Wayne HARRIS        | Citroen Saxo VTR     | A       | 15   | 57.72       | 9   | 64.20 |
| 13  | 10  | SHB | Matt ROZIER         | Peugeot 205 GTI      | B       | 16   | 57.76       | 12  | 64.14 |
| 14  | 17  | SHB | Adam CAST           | Ford Fiesta XR2      | B       | 15   | 57.76       | 13  | 64.14 |
| 15  | 33  | SHB | Paul COULAM         | Ford Fiesta XR2      | B       | 15   | 57.76       | 13  | 64.14 |
| 16  | 42  | SHB | Lee SCOTT           | Ford Fiesta XR2      | A       | 15   | 57.94       | 11  | 63.88 |
| 17  | 82  | SH  | Graham MULHOLLAND   | Citroen Saxo VTR     | B       | 15   | 57.97       | 13  | 63.84 |
| 18  | 14  | SH  | Carl SWAN           | Peugeot 106 XSI      | A       | 13   | 57.99       | 12  | 63.82 |
| 19  | 35  | SHB | John HEMMING        | Vauxhall Nova Gsi    | A       | 14   | 58.06       | 9   | 63.71 |
| 20  | 54  | SH  | Martin BOON         | Rover GTI            | B       | 9    | 58.15       | 8   | 63.58 |
| 21  | 22  | SHB | Gary FEAKINS        | Peugeot 205 GTI      | B       | 15   | 58.21       | 11  | 63.49 |
| 22  | 53  | SH  | Tom MOLYNEUX        | Peugeot 106 Rallye   | B       | 15   | 58.24       | 9   | 63.45 |
| 23  | 28  | SH  | Dan SUMMERS         | Peugeot 106 Rallye   | B       | 15   | 58.32       | 14  | 63.33 |
| 24  | 75  | SH  | Joe McMILLAN        | Citroen Saxo VTR     | B       | 15   | 58.43       | 12  | 63.18 |
| 25  | 41  | SH  | Martin WARG         | Citroen Saxo VTR     | B       | 15   | 58.48       | 14  | 63.11 |
| 26  | 16  | SHB | Derek ROZIER        | Ford Fiesta XR2      | A       | 13   | 58.51       | 13  | 63.06 |
| 27  | 101 | SH  | Robbie BOON         | Citroen Saxo VTR     | A       | 14   | 58.52       | 10  | 63.05 |
| 28  | 91  | SH  | Ashley COLLINS      | Citroen Saxo VTR     | A       | 14   | 58.55       | 9   | 63.01 |
| 29  | 99  | SH  | Craig VARNNEY       | Vauxhall Corsa Sport | B       | 15   | 58.57       | 12  | 62.98 |
| 30  | 21  | SH  | Jamie GOLBY         | Citroen Saxo VTR     | B       | 15   | 58.58       | 14  | 62.96 |
| 31  | 52  | SH  | Shawn HAGEN         | Citroen Saxo VTR     | B       | 15   | 58.64       | 9   | 62.86 |
| 32  | 63  | SHB | Maurice DAVIES      | Ford Fiesta XR2      | A       | 13   | 58.65       | 12  | 62.85 |
| 33  | 43  | SHB | Martin CAYZER       | Ford Fiesta XR2      | B       | 15   | 58.73       | 10  | 62.75 |
| 34  | 88  | SHB | Damian COTTRELL     | Ford Fiesta XR2      | A       | 13   | 58.69       | 8   | 62.53 |
| 35  | 71  | SHB | Tim MIZEN           | Ford Fiesta XR2      | A       | 13   | 59.02       | 13  | 62.34 |
| 36  | 27  | SH  | Nick CARTER         | Vauxhall Corsa Sport | A       | 14   | 59.03       | 10  | 62.33 |
| 37  | 25  | SHB | Neil WALSH          | Ford Fiesta XR2      | B       | 15   | 59.04       | 11  | 62.32 |
| 38  | 90  | SHB | Nick THORNTON-JONES | Peugeot 205 GTI      | A       | 14   | 59.09       | 11  | 62.25 |
| 39  | 50  | SHB | Wayne GOODWIN       | Ford Fiesta XR2      | B       | 15   | 59.10       | 14  | 62.23 |
| 40  | 49  | SHB | Oh McCRUDDEN        | Ford Fiesta XR2      | B       | 15   | 59.15       | 11  | 62.16 |
| 41  | 56  | SHB | Jason NIRD          | Ford Fiesta XR2      | A       | 14   | 59.15       | 9   | 62.16 |
| 42  | 86  | SHB | Edward COOPER       | Vauxhall Nova GSI    | A       | 13   | 59.23       | 12  | 62.05 |
| 43  | 34  | SHB | Mark WEBSTER        | Ford Fiesta XR2      | B       | 14   | 59.26       | 12  | 62.01 |
| 44  | 47  | SHB | Will SARGENT        | Peugeot 106 XSI      | B       | 15   | 59.35       | 11  | 61.69 |
| 45  | 40  | SH  | Amy BARKER          | Citroen Saxo VTR     | A       | 13   | 59.35       | 12  | 61.69 |
| 46  | 44  | SH  | Simon WELFORD       | Peugeot 106          | A       | 13   | 59.40       | 11  | 61.71 |
| 47  | 26  | SH  | Alan EASON          | Citroen Saxo VTR     | A       | 3    | 59.61       | 3   | 61.63 |
| 48  | 70  | SHB | Darren BARDEN       | Peugeot 205 GTI      | A       | 13   | 59.68       | 12  | 61.43 |
| 49  | 46  | SHB | Liam SARGENT        | Peugeot 106 XSI      | A       | 12   | 1:00.22     | 11  | 60.70 |

No 67 qualified out of session

Clerk of Course: Time Issued: 09 Mar 08 10:27

Chief Timekeeper:

THESE RESULTS REMAIN PROVISIONAL FOR A MINIMUM OF 30 MINUTES FROM THE TIME OF ISSUE  
Results produced on HS Sports Timing and Results Systems. Results online at www.750MOTOR.co.uk



Combined Qualifying Times  
Stock Hatch

| Pos | No | Cl  | Name            | Car              | Session | Laps | Best on Lap | Mph |       |
|-----|----|-----|-----------------|------------------|---------|------|-------------|-----|-------|
| 50  | 80 | SH  | Geoff BLUFF     | Citroen Saxo VTR | B       | 14   | 1:30.72     | 14  | 60.84 |
| 51  | 67 | SHB | Jason COX       | Ford Fiesta XR2  | B       | 12   | 1:31.05     | 11  | 79.61 |
| 52  | 73 | SH  | Craig McILVAR   | Citroen Saxo VTR | B       | 14   | 1:31.05     | 14  | 79.61 |
| 53  | 89 | SH  | George MURRELLS | Citroen Saxo VTR | A       | 3    | 1:31.19     | 2   | 79.42 |
| 54  | 84 | SHS | James CALADO    | Ford Fiesta XR2  | B       | 4    | 1:32.04     | 4   | 78.34 |
| 55  | 24 | SH  | Craig EMMERSON  | Citroen Saxo VTR | A       | 12   | 1:32.10     | 7   | 78.26 |
| 56  | 76 | SHB | Daniel SPENCER  | Ford Fiesta XR2  | B       | 14   | 1:32.31     | 12  | 77.38 |
| 57  | 51 | SHB | Ben GLADWYN     | Peugeot 205 GTI  | A       | 6    | 1:34.16     | 6   | 75.75 |
| 58  | 84 | SHB | Gillian ARTHURS | Ford Fiesta Si   | B       | 13   | 1:34.81     | 13  | 74.99 |
| 59  | 97 | SHS | James HERRIOTT  | Peugeot 205 GTI  | B       | 2    | 1:36.49     | 2   | 73.89 |
| 60  | 85 | SH  | Stuart HERRIOTT | Citroen Saxo VTR | B       | 13   | 1:36.76     | 6   | 72.80 |
| 61  | 20 | SH  | Gareth WRIGHT   | Peugeot 106 XSI  | B       | 1    | 1:37.33     | 1   | 66.28 |
| 62  | 93 | SH  | Andrew FOLEY    | Citroen Saxo VTR | A       | 0    | DNS         | 0   |       |
| 63  | 58 | SH  | Steve NOBLE     | Citroen Saxo VTR | A       | 0    | DNS         | 0   |       |
| 64  | 92 | SHB | Charles GODFREY | Ford Fiesta XR2  | A       | 0    | DNS         | 0   |       |

No 67 qualified out of session

Clerk of Course: Time Issued: 09 Mar 08 10:27

Chief Timekeeper:

THESE RESULTS REMAIN PROVISIONAL FOR A MINIMUM OF 30 MINUTES FROM THE TIME OF ISSUE  
Results produced on HS Sports Timing and Results Systems. Results online at www.750MOTOR.co.uk



Provisional Qualifying Times - P3  
Toyota MR2



Toyota MR2  
2nd Best Qualifying Times

| Pl | No | CI  | Name             | Car            | Laps | Time on Lap | Behind | MPH   |
|----|----|-----|------------------|----------------|------|-------------|--------|-------|
| 1  | 88 | MRB | Alic KITSON      | Toyota MR2 Mk2 | 14   | 56.68       | 11     | 86.97 |
| 2  | 73 | MRB | Mark JESSOP      | Toyota MR2 Mk2 | 13   | 55.98       | 6      | 86.94 |
| 3  | 3  | MRB | Tom DAVIS        | Toyota MR2 Mk2 | 14   | 56.07       | 5      | 86.86 |
| 4  | 12 | MRB | Phil WILLSON     | Toyota MR2 Mk2 | 14   | 56.15       | 10     | 86.55 |
| 5  | 95 | MRB | Anthony DAY      | Toyota MR2 Mk2 | 12   | 56.25       | 10     | 86.40 |
| 6  | 2  | MRB | Rowland WOOLLEY  | Toyota MR2 Mk2 | 14   | 56.32       | 4      | 86.29 |
| 7  | 58 | MRB | Steve LUMLEY     | Toyota MR2 Mk2 | 14   | 56.32       | 5      | 86.29 |
| 8  | 19 | MRB | Alan HENDERSON   | Toyota MR2 Mk2 | 14   | 56.63       | 4      | 85.82 |
| 9  | 1  | MRB | Patrick MORTELLI | Toyota MR2 Mk2 | 7    | 56.64       | 4      | 85.81 |
| 10 | 11 | MRB | David LITCHFIELD | Toyota MR2 Mk2 | 14   | 57.16       | 9      | 85.70 |
| 11 | 6  | MRB | Clive MORPHEIT   | Toyota MR2 Mk2 | 13   | 57.31       | 4      | 84.80 |
| 12 | 4  | MRB | Nick JONES       | Toyota MR2 Mk2 | 14   | 57.54       | 7      | 84.48 |
| 13 | 84 | MRB | Paul COOMBS      | Toyota MR2 Mk2 | 14   | 57.55       | 6      | 84.30 |
| 14 | 28 | MRB | Zac CHAPMAN      | Toyota MR2 Mk2 | 14   | 57.67       | 6      | 84.27 |
| 15 | 64 | MRB | Matthew MARSH    | Toyota MR2 Mk2 | 13   | 57.83       | 3      | 84.04 |
| 16 | 18 | MRB | David HENDERSON  | Toyota MR2 Mk2 | 13   | 57.83       | 3      | 84.04 |
| 17 | 36 | MRB | Rob ALMAN        | Toyota MR2 Mk2 | 13   | 58.19       | 7      | 83.65 |
| 18 | 14 | MRB | Rob HORSFIELD    | Toyota MR2 Mk2 | 13   | 58.27       | 10     | 83.40 |
| 19 | 27 | MRB | Dallas JACKSON   | Toyota MR2 Mk2 | 13   | 58.36       | 8      | 83.28 |
| 20 | 5  | MRB | Lee BULLOCK      | Toyota MR2 Mk2 | 13   | 58.77       | 10     | 82.70 |
| 21 | 99 | MRA | Arthur GILMOUR   | Toyota MR2 Mk1 | 13   | 58.99       | 11     | 82.53 |
| 22 | 8  | MRB | Andy WINTERTON   | Toyota MR2 Mk2 | 13   | 59.13       | 6      | 82.19 |
| 23 | 42 | MRB | Chris STEWART    | Toyota MR2 Mk2 | 14   | 59.68       | 10     | 81.43 |
| 24 | 79 | MRA | Jonathan GRIMES  | Toyota MR2 Mk1 | 13   | 59.72       | 7      | 81.38 |
| 25 | 17 | MRB | Marcus MAHY      | Toyota MR2 Mk2 | 13   | 1:00.19     | 6      | 80.74 |
| 26 | 98 | MRA | Hugh GILMOUR     | Toyota MR2 Mk1 | 12   | 1:00.85     | 9      | 79.87 |
| 27 | 15 | MRA | David ROWE       | Toyota MR2 Mk2 | 13   | 1:01.02     | 8      | 79.65 |
| 28 | 26 | MRB | Jeff HOLDEN      | Toyota MR2 Mk2 | 12   | 1:01.23     | 11     | 79.37 |
| 29 | 78 | MRA | Steve WOOLFE     | Toyota MR2 Mk1 | 13   | 1:01.32     | 7      | 79.26 |
| 30 | 45 | MRA | David BLOCK      | Toyota MR2 Mk1 | 12   | 1:05.15     | 7      | 74.69 |
| 31 | 57 | MRA | Toni GLADDING    | Toyota MR2 Mk1 |      |             |        |       |

Not Seen  
9 MRB Ross HILL

\* No. 27 No Transponder

Weather / Track: Bright / Dry  
Start Time: 10:36  
Clerk of Course: Mallory Park  
Time Issued: 09 Mar 08 10:53  
Chief Timekeeper: Terry Stevens


Clerk of Course: [Signature]  
Time Issued: 09 Mar 08 10:55  
Chief Timekeeper: [Signature]

THESE RESULTS REMAIN PROVISIONAL FOR A MINIMUM OF 30 MINUTES FROM THE TIME OF ISSUE

Results produced on HS Sports Timing and Results Systems. Results online at www.750MC.co.uk

# Combined Qualifying Times

## Formula Vee



| Pos | No | Cl  | Name              | Car            | Session | Laps | Best on Lap | Mph   |
|-----|----|-----|-------------------|----------------|---------|------|-------------|-------|
| 1   | 3  | FV  | Daniel HANDS      | GAC 001        | B       | 17   | 51.78       | 93.86 |
| 2   | 25 | FV  | Jason MILLS       | GAC 03         | B       | 16   | 52.34       | 92.85 |
| 3   | 93 | FV  | Alan FORSTER      | Scarab Mk3     | A       | 12   | 52.35       | 92.84 |
| 4   | 7  | FV  | Ian BUXTON        | GAC            | B       | 16   | 52.37       | 92.80 |
| 5   | 27 | FV  | John HUGHES       | Scarab Mk5     | B       | 10   | 52.54       | 92.50 |
| 6   | 94 | FV  | Peter BELSEY      | Spyder Mk2     | A       | 16   | 52.77       | 92.10 |
| 7   | 36 | FVB | Tim HILL          | Sheane Mk3     | A       | 12   | 52.94       | 91.80 |
| 8   | 87 | FV  | Jenny ANDERSON    | GAC 01         | B       | 16   | 52.94       | 91.80 |
| 9   | 2  | FV  | Martin FARMER     | Sheane         | B       | 15   | 53.05       | 91.61 |
| 10  | 48 | FV  | Tim ROBERT        | Storm FF1      | B       | 17   | 53.11       | 91.51 |
| 11  | 45 | FV  | Graham KIDDY      | Ray Bowles     | B       | 16   | 53.32       | 91.15 |
| 12  | 21 | FV  | Richard POTTERTON | Scarab Mk2     | A       | 10   | 53.48       | 90.88 |
| 13  | 10 | FV  | Jamie CONVERS     | GAC 03         | A       | 12   | 53.62       | 90.64 |
| 14  | 13 | FV  | Warren SMITH      | Storm SF1      | A       | 15   | 53.65       | 90.59 |
| 15  | 42 | FV  | John TOWNSHEND    | Sheane Mk2     | B       | 16   | 53.69       | 90.52 |
| 16  | 67 | FV  | Paul TAYLOR       | AHS Challenger | A       | 16   | 53.75       | 90.42 |
| 17  | 14 | FV  | Steve OUGH        | AHS Challenger | B       | 16   | 54.04       | 89.93 |
| 18  | 50 | FV  | Daniel PITCHFORD  | Leastone       | A       | 15   | 54.16       | 89.73 |
| 19  | 43 | FV  | Neale HURREN      | AHS Challenger | B       | 16   | 54.80       | 88.69 |
| 20  | 49 | FV  | Richard HONICK    | Sheane Mk3     | B       | 16   | 55.14       | 88.14 |
| 21  | 40 | FVB | Charlie REILLY    | Sheane         | A       | 10   | 55.97       | 86.83 |
| 22  | 72 | FVB | James CONVERS     | Leastone       | B       | 16   | 56.18       | 86.51 |
| 23  | 29 | FVB | Martin LUTON      | Sheane Mk2     | A       | 11   | 56.82       | 85.53 |
| 24  | 74 | FV  | Angus MAYHEW      | Scarab Mk2     | A       | 15   | 57.11       | 85.10 |
| 25  | 73 | FV  | Clinton BELL      | Venom          | B       | 15   | 57.45       | 84.60 |
| 26  | 75 | FV  | David COTTRELL    | Apai Mk3       | B       | 11   | 59.29       | 81.97 |
| 27  | 85 | FV  | Tony DOWSON       | Sheane         | B       | 14   | 59.66       | 81.46 |
| 28  | 41 | FVB | Cornac MUNNELLY   | AHS Challenger | A       | 11   | 59.93       | 81.09 |
| 29  | 97 | FV  | Perry TUBBS       | Merauder BM1A  | A       | 10   | 1:00.01     | 80.99 |
| 30  | 33 | FVB | Steve ROBBINS     | Sheane         | B       | 14   | 1:00.71     | 80.05 |
| 31  | 46 | FVB | Miles SOUTHERTON  | AHS Challenger | A       | 9    | 1:00.95     | 79.74 |
| 32  | 23 | FVB | Sam ENGINEER      | Sheane Mk1     | B       | 13   | 1:01.99     | 78.40 |
| 33  | 28 | FVB | Ben WILLIAMS      | Sheane Mk1     | A       | 12   | 1:02.71     | 77.50 |
| 34  | 26 | FV  | Peter ANDREWS     | Sheane Mk2     | A       | 7    | 1:04.29     | 75.59 |
| 35  | 60 | FV  | Robert HIGGINS    | Storm S1       | A       | 0    | DNS         | 0     |

09 Mar 08 11:39

Mallory Park

Clerk of Course :

Time Issued :


Chief Timekeeper :

THESE RESULTS REMAIN PROVISIONAL FOR A MINIMUM OF 30 MINUTES FROM THE TIME OF ISSUE

Results produced on HS Sports Timing and Results Systems. Results online at www.750MC.co.uk



Provisional Qualifying Times - P6  
Formula Junior Classes A, B & C + 750 Trophy



| Pl | No | Cl | Name             | Car              | Laps | Time on Lap | Behind | MPH   |
|----|----|----|------------------|------------------|------|-------------|--------|-------|
| 1  | 36 | JC | Jon MILICEVIC    | Lotus 18         | 12   | 54.23       | 4      | 89.62 |
| 2  | 4  | JB | Derek WALKER     | Terrier MkIV     | 13   | 55.62       | 5      | 87.38 |
| 3  | 29 | JB | William GRIMSHAW | Gemini           | 15   | 55.63       | 15     | 87.36 |
| 4  | 16 | JB | Tony GOODWIN     | Gemini Mk2       | 16   | 55.80       | 11     | 87.10 |
| 5  | 44 | JC | Andrew ROBERTSON | Crossie 4F       | 15   | 56.65       | 14     | 85.79 |
| 6  | 14 | JB | Crispian BESLEY  | Elva             | 15   | 56.94       | 8      | 85.35 |
| 7  | 11 | JB | David STEVENSON  | Mallock U2       | 10   | 57.09       | 8      | 85.13 |
| 8  | 31 | JB | Nail DAWS        | Lotus 18         | 14   | 57.20       | 9      | 84.97 |
| 9  | 20 | TC | Paul MASON       | Hague            | 11   | 58.05       | 6      | 83.72 |
| 10 | 41 | JC | John HUTCHINSON  | Lotus 18         | 12   | 58.11       | 10     | 83.63 |
| 11 | 13 | JB | Keith ROACH      | Gemini Mk2       | 14   | 58.23       | 5      | 83.46 |
| 12 | 18 | TC | Linden BRAND     | JB               | 15   | 58.64       | 10     | 82.88 |
| 13 | 21 | JA | Peter MULLEN     | Osca             | 15   | 58.71       | 14     | 82.78 |
| 14 | 35 | JC | Tim BISHOP       | Sauter           | 14   | 59.38       | 8      | 81.85 |
| 15 | 30 | JC | Brian ARCULUS    | Emeryson         | 14   | 59.43       | 5      | 81.78 |
| 16 | 48 | JC | Paul HEWES       | Lotus 18         | 14   | 59.43       | 13     | 81.78 |
| 17 | 27 | JB | Paul DIXON       | Gemini Mk2       | 15   | 59.53       | 9      | 81.64 |
| 18 | 2  | TI | Roger WINDLEY    | Time 3B          | 14   | 1:00.65     | 8      | 80.13 |
| 19 | 41 | TC | Don RAWSON       | Rawson Climax    | 13   | 1:02.88     | 8      | 77.29 |
| 20 | 42 | JC | Jeremy DEELEY    | Cooper T52       | 14   | 1:02.93     | 12     | 77.23 |
| 21 | 22 | TI | Erie MINNINICK   | Apal Formula Vee | 13   | 1:02.93     | 8.70   | 77.23 |
| 22 | 18 | JB | Bill COLARIC     | Elva 100         | 13   | 1:04.81     | 11     | 74.99 |
| 23 | 3  | TC | David LARKINS    | Gerrell Reliant  | 4    | 1:07.41     | 4      | 72.10 |
| 24 | 42 | TI | Simon WINDLEY    | Historic Vee     | 13   | 1:07.60     | 2      | 71.89 |
| 25 | 71 | TC | Nicola HARNESS   | Rapide           | 12   | 1:09.68     | 6      | 69.75 |
| 26 | 33 | TD | Mike GILBERT     | Cooper Mk IX     | 6    | 1:10.37     | 4      | 69.06 |

Not-Seen

13 TA Grgan THRUSTON  
37 JC Tony MARTINDALE

Austin Super  
Essenkey


\* No 3f- NO TRANSPONDER

|                               |                    |                                  |                 |
|-------------------------------|--------------------|----------------------------------|-----------------|
| Weather / Track: Bright / Dry | Start Time : 11:39 | Mallory Park                     | 09 Mar 08 12:04 |
| Clerk of Course :             | Time Issued :      | Chief Timekeeper : Terry Stevens |                 |

THESE RESULTS REMAIN PROVISIONAL FOR A MINIMUM OF 30 MINUTES FROM THE TIME OF ISSUE

Results produced on HS Sports Timing and Results Systems. Results online at www.750MC.co.uk

Provisional Qualifying Times - P7  
Formula Junior Classes D & E



| Pl | No | Cl | Name                | Car               | Laps | Time on Lap | Behind | MPH   |
|----|----|----|---------------------|-------------------|------|-------------|--------|-------|
| 1  | 65 | JE | Edwin JOWSEY        | Lotus 22          | 17   | 50.84       | 15     | 95.59 |
| 2  | 63 | JE | Ben SIMMS           | Cooper T59        | 17   | 50.94       | 6      | 95.41 |
| 3  | 52 | JE | James CLARIDGE      | Lola Mk5          | 17   | 51.97       | 13     | 93.52 |
| 4  | 77 | JE | Steve SMITH         | Cooper T59        | 17   | 52.07       | 14     | 93.34 |
| 5  | 84 | JE | Mark WOODHOUSE      | Lotus 20          | 16   | 52.11       | 13     | 93.26 |
| 6  | 62 | JE | Simon ARMER         | Cooper T59        | 17   | 52.24       | 17     | 93.03 |
| 7  | 91 | JE | Chris DRAKE         | Brabham BT6       | 17   | 52.37       | 6      | 92.80 |
| 8  | 79 | JE | Andrew HIBBERD      | Lotus 22          | 17   | 52.40       | 11     | 92.75 |
| 9  | 78 | JE | Paul SMETH          | Lotus 22          | 17   | 52.52       | 9      | 92.54 |
| 10 | 75 | JE | Pete MORTON         | Lightning         | 17   | 53.16       | 16     | 91.42 |
| 11 | 83 | JE | Barry WESTMORELAND  | Lotus 22          | 17   | 53.18       | 17     | 91.39 |
| 12 | 59 | JD | David HALL          | BMC Huffmaker Mk2 | 16   | 54.14       | 11     | 89.77 |
| 13 | 88 | JD | Paul DAVIS          | Lotus 20          | 8    | 55.68       | 8      | 87.28 |
| 14 | 56 | JE | Brian MITCHAM       | Wainer            | 14   | 55.76       | 13     | 87.16 |
| 15 | 98 | JE | David BRAND         | Lotus 22          | 16   | 56.75       | 11     | 85.64 |
| 16 | 66 | JD | Alexander MORTON    | Ausper            | 16   | 56.78       | 14     | 85.59 |
| 17 | 47 | JD | Lorraine GATHERCOLE | Lotus 18          | 9    | 57.11       | 5      | 85.10 |
| 18 | 93 | JE | Rudolf ERNST        | Lotus 20          | 14   | 1:00.40     | 9      | 80.46 |
| 19 | 90 | JD | Peter HUGHES        | Tojetro           | 10   | 1:09.09     | 2      | 70.34 |

\* No 90 - NO TRANSPONDER

Not-Seen

55 JE Len SELBY

Lola

Weather / Track: Bright / Dry

Start Time : 12:02

Mallory Park

09 Mar 08 12:18

Clerk of Course :

Time Issued :

Chief Timekeeper : Terry Stevens

THESE RESULTS REMAIN PROVISIONAL FOR A MINIMUM OF 30 MINUTES FROM THE TIME OF ISSUE

Results produced on HS Sports Timing and Results Systems. Results online at www.750MC.co.uk

# RACE GRID

## Demon Tweaks / Yokohama Stock Hatch Championship

### Race 1 - Heat

| POLE                               |  |
|------------------------------------|--|
| 52<br>00:58.640<br>Shaun HAGEN     | 63<br>00:58.650<br>Maurice DAVIES      |
| 43<br>00:58.730<br>Martin GAYZER   | 88<br>00:58.890<br>Damian COTTRELL     |
| 71<br>00:59.020<br>Tim MIZEN       | 27<br>00:59.030<br>Nick CARTER         |
| 25<br>00:59.040<br>Neil WALSH      | 90<br>00:59.090<br>Nick THORNTON-JONES |
| 50<br>00:59.100<br>Wayne GOODWIN   | 49<br>00:59.150<br>Oll McCRUDDEN       |
| 56<br>00:59.150<br>Jason NIND      | 86<br>00:59.230<br>Edward COOPER       |
| 34<br>00:59.260<br>Mark WEBSTER    | 47<br>00:59.350<br>Will SARGENT        |
| 40<br>00:59.350<br>Amy BARKER      | 44<br>00:59.480<br>Simon WELFORD       |
| 26<br>00:59.610<br>Alan EASON      | 70<br>00:59.680<br>Darren BARDEN       |
| 46<br>01:00.220<br>Liam SARGENT    | 60<br>01:00.720<br>Geoff BLUFF         |
| 73<br>01:01.050<br>Craig McILVAR   | 89<br>01:01.190<br>George MURRELLS     |
| 94<br>01:02.040<br>James CALADO    | 24<br>01:02.100<br>Craig EMMERSON      |
| 76<br>01:02.810<br>Daniel SPENCER  | 51<br>01:04.160<br>Ben GLADWYN         |
| 84<br>01:04.810<br>Gillian ARTHURS | 97<br>01:06.490<br>James ROWLEY        |
| 85<br>01:06.760<br>Stuart HERRIOTT | 67<br>Qualified<br>Jason COX           |
|                                    |  |

RESERVE: 20

Printed : 10:40, 09 March 2008

HS Sports Timing and Results Systems

Mallory Park

# Demon Tweeks / Yokohama Stock Hatch Championship

## Race 1 - Heat

|             |                             |                            |                        |                                  |
|-------------|-----------------------------|----------------------------|------------------------|----------------------------------|
| ROW 16      |                             |                            |                        |                                  |
| ROW 15      | 01:06.760<br>Suart HERRIOTT | 67                         | Qualified<br>Jason COX |                                  |
| ROW 14      | 01:04.810<br>84             | 01:04.810<br>Giles ARTHURS | 97                     | 01:08.490<br>James ROWLEY        |
| ROW 13      | 01:02.810<br>76             | 01:04.180<br>Dario SPENCER | 51                     | 01:04.180<br>Ben GLADWYN         |
| ROW 12      | 01:02.040<br>94             | 01:02.040<br>James CALADO  | 24                     | 01:02.100<br>Craig EDMERSON      |
| ROW 11      | 01:01.050<br>73             | 01:01.190<br>Craig McIVAR  | 89                     | 01:01.190<br>George MURRELLS     |
| ROW 10      | 01:00.720<br>46             | 01:00.720<br>Liam SARGENT  | 60                     | 01:00.720<br>Geoff BLUFF         |
| ROW 9       | 00:59.810<br>26             | 00:59.680<br>Alan FARSON   | 70                     | 00:59.680<br>Darren BARDEN       |
| ROW 8       | 00:59.350<br>40             | 00:59.350<br>Amy BARKER    | 44                     | 00:59.480<br>Simon WELFORD       |
| ROW 7       | 00:59.260<br>34             | 00:59.350<br>Mark WEBSTER  | 47                     | 00:59.350<br>Viv SARGENT         |
| ROW 6       | 00:59.130<br>56             | 00:59.130<br>Jason NIND    | 86                     | 00:59.230<br>Edward COOPER       |
| ROW 5       | 00:59.100<br>50             | 00:59.100<br>Wayne GOODWIN | 49                     | 00:59.150<br>Oli McCRUDDEN       |
| ROW 4       | 00:59.040<br>25             | 00:59.040<br>Neil WALSH    | 90                     | 00:59.080<br>Nick THORNTON-JONES |
| ROW 3       | 00:58.020<br>71             | 00:58.030<br>Tim MAZEN     | 27                     | 00:58.030<br>Nick CARTER         |
| ROW 2       | 00:58.730<br>43             | 00:58.730<br>Martin CAYZER | 88                     | 00:58.880<br>Damian DOTTRELL     |
| ROW 1       | 00:58.640<br>52             | 00:59.650<br>Shaun HAGEN   | 63                     | 00:59.650<br>Maurice DAVIES      |
| POLE        |                             |                            |                        |                                  |
| RESERVE: 20 |                             |                            |                        |                                  |

Printed : 10:40, 08 March 2008

HS Sports Timing and Results Systems

Mallory Park

# Demon Tweeks / Yokohama Stock Championship

## Race 5 - Final

|             |                           |                                 |                          |                              |
|-------------|---------------------------|---------------------------------|--------------------------|------------------------------|
| ROW 16      |                           |                                 |                          |                              |
| ROW 15      | 00:58.570<br>Craig VARNEY | 21                              | 00:58.680<br>James COLBY |                              |
| ROW 14      | 00:58.520<br>101          | 00:58.520<br>Robbie BOON        | 91                       | 00:58.550<br>Abbeey COLLINS  |
| ROW 13      | 00:58.480<br>41           | 00:58.510<br>Martin WARD        | 16                       | 00:58.510<br>Derek ROZIER    |
| ROW 12      | 00:58.320<br>28           | 00:58.320<br>Dan SUMMERS        | 75                       | 00:58.430<br>Joe McBRILLAN   |
| ROW 11      | 00:58.210<br>22           | 00:58.240<br>Gary FEAKINS       | 53                       | 00:58.240<br>Terry MOLYNEUX  |
| ROW 10      | 00:58.080<br>55           | 00:58.080<br>John HERRING       | 54                       | 00:58.150<br>Marta BOON      |
| ROW 9       | 00:57.970<br>82           | 00:57.980<br>Graham BELLHOLLAND | 14                       | 00:57.980<br>Carl SWAN       |
| ROW 8       | 00:57.840<br>33           | 00:57.840<br>Paul COULAM        | 42                       | 00:57.840<br>Lee SCOTT       |
| ROW 7       | 00:57.780<br>10           | 00:57.780<br>Neil ROZIER        | 17                       | 00:57.780<br>Ashm CAST       |
| ROW 6       | 00:57.720<br>78           | 00:57.720<br>Paul CONNELL       | 48                       | 00:57.720<br>Wayne HARRIS    |
| ROW 5       | 00:57.550<br>5            | 00:57.550<br>Matthew FOLEY      | 3                        | 00:57.550<br>Simon HUNT      |
| ROW 4       | 00:57.480<br>9            | 00:57.480<br>Darren WILSON      | 29                       | 00:57.540<br>William HORNSEY |
| ROW 3       | 00:57.280<br>4            | 00:57.320<br>Terry ROUGHTON     | 74                       | 00:57.320<br>Chris CODY      |
| ROW 2       | 00:57.130<br>15           | 00:57.130<br>James MARSHALL     | 64                       | 00:57.170<br>Pat GROVE       |
| ROW 1       | 00:57.080<br>12           | 00:57.080<br>Jeff HUMPHRIES     | 7                        | 00:57.080<br>Rupa BENSLEY    |
| POLE        |                           |                                 |                          |                              |
| RESERVE: 20 |                           |                                 |                          |                              |

Printed : 10:42, 08 March 2008

HS Sports Timing and Results Systems

Mallory Park

# 750 Motor Club Toyota MR2 Championship

## Race 2

|             |                                   |                                     |  |  |
|-------------|-----------------------------------|-------------------------------------|--|--|
| ROW 16      |                                   |                                     |  |  |
| ROW 15      | 78<br>Steve WOOLFE<br>01:01:230   | 45<br>David BULLOCK<br>01:01:320    |  |  |
| ROW 14      | 15<br>David ROWE<br>01:00:850     | 26<br>JIM HOLDEN<br>01:01:020       |  |  |
| ROW 13      | 17<br>Marcus MAHY<br>00:59:720    | 98<br>Hugh GILMOUR<br>01:00:190     |  |  |
| ROW 12      | 42<br>Chris STEWART<br>00:59:130  | 79<br>Jonathan GRIBES<br>00:59:680  |  |  |
| ROW 11      | 99<br>Arthur GILMOUR<br>00:58:770 | 8<br>Andy WINTERTON<br>00:58:890    |  |  |
| ROW 10      | 27<br>Dairen JACKSON<br>00:58:270 | 5<br>Lee BULLOCK<br>00:58:380       |  |  |
| ROW 9       | 36<br>Rob ALMAN<br>00:57:900      | 14<br>Rob HORSFIELD<br>00:58:100    |  |  |
| ROW 8       | 64<br>Matthew MARSH<br>00:57:670  | 18<br>David HENDERSON<br>00:57:800  |  |  |
| ROW 7       | 94<br>Paul COOMBS<br>00:57:540    | 28<br>Zac CHAPMAN<br>00:57:650      |  |  |
| ROW 6       | 6<br>Clive MORPHETT<br>00:57:160  | 4<br>Nick JONES<br>00:57:310        |  |  |
| ROW 5       | 1<br>Patrick MORTELL<br>00:56:640 | 11<br>David LITCHFIELD<br>00:56:710 |  |  |
| ROW 4       | 58<br>Steve LUMLEY<br>00:56:320   | 10<br>Alan HENDERSON<br>00:56:530   |  |  |
| ROW 3       | 95<br>Anthony DAY<br>00:56:290    | 2<br>Rowland WOOLLEY<br>00:56:320   |  |  |
| ROW 2       | 3<br>Tom DAVIS<br>00:56:070       | 12<br>Phil WILSON<br>00:56:190      |  |  |
| ROW 1       | 88<br>Ade KITSON<br>00:55:880     | 73<br>Mark JESSOP<br>00:55:900      |  |  |
| POLE        |                                   |                                     |  |  |
| RESERVE: 57 |                                   |                                     |  |  |

# 750 Motor Club Toyota MR2 Championship

## Race 9

|             |                                    |                                     |  |  |
|-------------|------------------------------------|-------------------------------------|--|--|
| ROW 16      |                                    |                                     |  |  |
| ROW 15      | 78<br>Steve WOOLFE<br>01:01:320    | 45<br>David BULLOCK<br>01:01:490    |  |  |
| ROW 14      | 15<br>David ROWE<br>01:01:160      | 26<br>JIM HOLDEN<br>01:01:260       |  |  |
| ROW 13      | 98<br>Hugh GILMOUR<br>01:00:580    | 18<br>David HENDERSON<br>01:00:730  |  |  |
| ROW 12      | 79<br>Jonathan GRIBES<br>00:59:890 | 17<br>Marcus MAHY<br>01:00:230      |  |  |
| ROW 11      | 42<br>Chris STEWART<br>00:59:270   | 5<br>Lee BULLOCK<br>00:59:390       |  |  |
| ROW 10      | 99<br>Arthur GILMOUR<br>00:58:840  | 8<br>Andy WINTERTON<br>00:59:940    |  |  |
| ROW 9       | 14<br>Rob HORSFIELD<br>00:58:410   | 27<br>Dairen JACKSON<br>00:58:580   |  |  |
| ROW 8       | 64<br>Matthew MARSH<br>00:58:090   | 36<br>Rob ALMAN<br>00:58:160        |  |  |
| ROW 7       | 28<br>Zac CHAPMAN<br>00:57:250     | 94<br>Paul COOMBS<br>00:57:790      |  |  |
| ROW 6       | 6<br>Clive MORPHETT<br>00:57:290   | 4<br>Nick JONES<br>00:57:440        |  |  |
| ROW 5       | 1<br>Patrick MORTELL<br>00:56:670  | 11<br>David LITCHFIELD<br>00:56:740 |  |  |
| ROW 4       | 58<br>Steve LUMLEY<br>00:56:460    | 10<br>Alan HENDERSON<br>00:56:640   |  |  |
| ROW 3       | 2<br>Rowland WOOLLEY<br>00:56:350  | 88<br>Ade KITSON<br>00:56:410       |  |  |
| ROW 2       | 95<br>Anthony DAY<br>00:56:270     | 12<br>Phil WILSON<br>00:56:270      |  |  |
| ROW 1       | 73<br>Mark JESSOP<br>00:56:070     | 3<br>Tom DAVIS<br>00:56:220         |  |  |
| POLE        |                                    |                                     |  |  |
| RESERVE: 57 |                                    |                                     |  |  |

# RACE GRID

## 750 Motor Club Toyota MR2 Championship

### Race 2

|        |                                       |   |
|--------|---------------------------------------|---|
| ROW 16 |                                       |   |
| ROW 15 | <b>78</b> 01:01.230<br>Steve WOOLFE   | <b>45</b> 01:01.320<br>David BLOCK      |
| ROW 14 | <b>15</b> 01:00.850<br>David ROWE     | <b>26</b> 01:01.020<br>Jeff HOLDEN      |
| ROW 13 | <b>17</b> 00:59.720<br>Marcus MAHY    | <b>98</b> 01:00.190<br>Hugh GILMOUR     |
| ROW 12 | <b>42</b> 00:59.130<br>Chris STEWART  | <b>79</b> 00:59.680<br>Jonathan GRIMES  |
| ROW 11 | <b>99</b> 00:58.770<br>Arthur GILMOUR | <b>8</b> 00:58.890<br>Andy WINTERTON    |
| ROW 10 | <b>27</b> 00:58.270<br>Dallas JACKSON | <b>5</b> 00:58.360<br>Lee BULLOCK       |
| ROW 9  | <b>36</b> 00:57.900<br>Rob ALMAN      | <b>14</b> 00:58.100<br>Rob HORSFIELD    |
| ROW 8  | <b>64</b> 00:57.670<br>Matthew MARSH  | <b>18</b> 00:57.830<br>David HENDERSON  |
| ROW 7  | <b>94</b> 00:57.540<br>Paul COOMBS    | <b>28</b> 00:57.650<br>Zac CHAPMAN      |
| ROW 6  | <b>6</b> 00:57.160<br>Clive MORPHETT  | <b>4</b> 00:57.310<br>Nick JONES        |
| ROW 5  | <b>1</b> 00:56.640<br>Patrick MORTELL | <b>11</b> 00:56.710<br>David LITCHFIELD |
| ROW 4  | <b>58</b> 00:56.320<br>Steve LUMLEY   | <b>10</b> 00:56.630<br>Alan HENDERSON   |
| ROW 3  | <b>95</b> 00:56.250<br>Anthony DAY    | <b>2</b> 00:56.320<br>Rowland WOOLLEY   |
| ROW 2  | <b>3</b> 00:56.070<br>Tom DAVIS       | <b>12</b> 00:56.150<br>Phil WILSON      |
| ROW 1  | <b>88</b> 00:55.880<br>Alic KITSON    | <b>73</b> 00:55.900<br>Mark JESSOP      |

POLE

RESERVE: 57



# RACE GRID

## 750 Motor Club Formula Vee Championship

### Race 3 - Heat

| POLE  |  |
|---|--|
| <div style="border: 1px solid black; padding: 5px; display: inline-block;"> <b>45</b><br/>00:53.320<br/>Graham KIDDY                 </div>     | <div style="border: 1px solid black; padding: 5px; display: inline-block;"> <b>21</b><br/>00:53.480<br/>Richard POTTERTON                 </div> |
| <div style="border: 1px solid black; padding: 5px; display: inline-block;"> <b>10</b><br/>00:53.620<br/>Jamie CONYERS                 </div>    | <div style="border: 1px solid black; padding: 5px; display: inline-block;"> <b>13</b><br/>00:53.650<br/>Warren SMITH                 </div>      |
| <div style="border: 1px solid black; padding: 5px; display: inline-block;"> <b>42</b><br/>00:53.690<br/>John TOWNSHEND                 </div>   | <div style="border: 1px solid black; padding: 5px; display: inline-block;"> <b>67</b><br/>00:53.750<br/>Paul TAYLOR                 </div>       |
| <div style="border: 1px solid black; padding: 5px; display: inline-block;"> <b>14</b><br/>00:54.040<br/>Steve OUGH                 </div>       | <div style="border: 1px solid black; padding: 5px; display: inline-block;"> <b>50</b><br/>00:54.160<br/>Daniel PITCHFORD                 </div>  |
| <div style="border: 1px solid black; padding: 5px; display: inline-block;"> <b>43</b><br/>00:54.800<br/>Neale HURREN                 </div>     | <div style="border: 1px solid black; padding: 5px; display: inline-block;"> <b>49</b><br/>00:55.140<br/>Richard HONICK                 </div>    |
| <div style="border: 1px solid black; padding: 5px; display: inline-block;"> <b>40</b><br/>00:55.970<br/>Charlie REILLY                 </div>   | <div style="border: 1px solid black; padding: 5px; display: inline-block;"> <b>72</b><br/>00:56.180<br/>James CONYERS                 </div>     |
| <div style="border: 1px solid black; padding: 5px; display: inline-block;"> <b>29</b><br/>00:56.820<br/>Martin LUTON                 </div>     | <div style="border: 1px solid black; padding: 5px; display: inline-block;"> <b>74</b><br/>00:57.110<br/>Angus MAYHEW                 </div>      |
| <div style="border: 1px solid black; padding: 5px; display: inline-block;"> <b>73</b><br/>00:57.450<br/>Clinton BELL                 </div>     | <div style="border: 1px solid black; padding: 5px; display: inline-block;"> <b>75</b><br/>00:59.290<br/>David COTTRELL                 </div>    |
| <div style="border: 1px solid black; padding: 5px; display: inline-block;"> <b>85</b><br/>00:59.660<br/>Tony DOWSON                 </div>      | <div style="border: 1px solid black; padding: 5px; display: inline-block;"> <b>41</b><br/>00:59.930<br/>Cormac MUNNELLY                 </div>   |
| <div style="border: 1px solid black; padding: 5px; display: inline-block;"> <b>97</b><br/>01:00.010<br/>Perry TUBB                 </div>       | <div style="border: 1px solid black; padding: 5px; display: inline-block;"> <b>33</b><br/>01:00.710<br/>Steve ROBBINS                 </div>     |
| <div style="border: 1px solid black; padding: 5px; display: inline-block;"> <b>46</b><br/>01:00.950<br/>Miles SOUTHERTON                 </div> | <div style="border: 1px solid black; padding: 5px; display: inline-block;"> <b>23</b><br/>01:01.990<br/>Sam ENGINEER                 </div>      |
| <div style="border: 1px solid black; padding: 5px; display: inline-block;"> <b>28</b><br/>01:02.710<br/>Ben WILLIAMS                 </div>     | <div style="border: 1px solid black; padding: 5px; display: inline-block;"> <b>26</b><br/>01:04.290<br/>Peter ANDREWS                 </div>     |

ROW 1  
ROW 2  
ROW 3  
ROW 4  
ROW 5  
ROW 6  
ROW 7  
ROW 8  
ROW 9  
ROW 10  
ROW 11  
ROW 12

Mallory Park

# RACE GRID

## HSCC Formula Junior Championship Race 4 - Classes A, B & C

| POLE  |  |        |
|---|--|--------|
| <div style="border: 1px solid black; padding: 2px; display: inline-block;"> <b>36</b><br/>                     00:54.230<br/>                     Jon MILICEVIC                 </div>    | <div style="border: 1px solid black; padding: 2px; display: inline-block;"> <b>4</b><br/>                     00:55.620<br/>                     Derek WALKER                 </div>     | ROW 1  |
| <div style="border: 1px solid black; padding: 2px; display: inline-block;"> <b>29</b><br/>                     00:55.630<br/>                     William GRIMSHAW                 </div> | <div style="border: 1px solid black; padding: 2px; display: inline-block;"> <b>16</b><br/>                     00:55.800<br/>                     Tony GOODWIN                 </div>    | ROW 2  |
| <div style="border: 1px solid black; padding: 2px; display: inline-block;"> <b>44</b><br/>                     00:56.650<br/>                     Andrew ROBERTSON                 </div> | <div style="border: 1px solid black; padding: 2px; display: inline-block;"> <b>14</b><br/>                     00:56.940<br/>                     Crispian BESLEY                 </div> | ROW 3  |
| <div style="border: 1px solid black; padding: 2px; display: inline-block;"> <b>11</b><br/>                     00:57.090<br/>                     David STEVENSON                 </div>  | <div style="border: 1px solid black; padding: 2px; display: inline-block;"> <b>31</b><br/>                     00:57.200<br/>                     Neil DAWES                 </div>      | ROW 4  |
| <div style="border: 1px solid black; padding: 2px; display: inline-block;"> <b>41</b><br/>                     00:58.110<br/>                     John HUTCHINSON                 </div>  | <div style="border: 1px solid black; padding: 2px; display: inline-block;"> <b>13</b><br/>                     00:58.230<br/>                     Keith ROACH                 </div>     | ROW 5  |
| <div style="border: 1px solid black; padding: 2px; display: inline-block;"> <b>21</b><br/>                     00:58.710<br/>                     Peter MULLEN                 </div>     | <div style="border: 1px solid black; padding: 2px; display: inline-block;"> <b>35</b><br/>                     00:59.380<br/>                     Tim BISHOP                 </div>      | ROW 6  |
| <div style="border: 1px solid black; padding: 2px; display: inline-block;"> <b>30</b><br/>                     00:59.430<br/>                     Brian ARCULUS                 </div>    | <div style="border: 1px solid black; padding: 2px; display: inline-block;"> <b>48</b><br/>                     00:59.430<br/>                     Paul HEWES                 </div>      | ROW 7  |
| <div style="border: 1px solid black; padding: 2px; display: inline-block;"> <b>27</b><br/>                     00:59.530<br/>                     Paul DIXON                 </div>       | <div style="border: 1px solid black; padding: 2px; display: inline-block;"> <b>42</b><br/>                     01:02.930<br/>                     Jeremy DEELEY                 </div>   | ROW 8  |
| <div style="border: 1px solid black; padding: 2px; display: inline-block;"> <b>18</b><br/>                     01:04.810<br/>                     Bill COLARIC                 </div>     | <div style="border: 1px solid black; padding: 2px; display: inline-block;">                     [Empty]                 </div>   | ROW 9  |
| <div style="border: 1px solid black; padding: 2px; display: inline-block;">                     [Empty]                 </div>  | <div style="border: 1px solid black; padding: 2px; display: inline-block;">                     [Empty]                 </div>   | ROW 10 |



# RACE GRID

## Demon Tweaks / Yokohama Stock Championship

### Race 5 - Final

|        | POLE                                 |                                    |
|--------|--------------------------------------|------------------------------------|
| ROW 16 |                                      |                                    |
| ROW 15 | 99<br>Craig VARNEY<br>00:58.570      | 21<br>Jamie GOLBY<br>00:58.580     |
| ROW 14 | 101<br>Robbie BOON<br>00:58.520      | 91<br>Ashley COLLINS<br>00:58.550  |
| ROW 13 | 41<br>Martin WARD<br>00:58.480       | 16<br>Derek ROZIER<br>00:58.510    |
| ROW 12 | 28<br>Dan SUMMERS<br>00:58.320       | 75<br>Joe McMILLAN<br>00:58.430    |
| ROW 11 | 22<br>Gary FEAKINS<br>00:58.210      | 53<br>Tom MOLYNEUX<br>00:58.240    |
| ROW 10 | 55<br>John HEMMING<br>00:58.060      | 54<br>Martin BOON<br>00:58.150     |
| ROW 9  | 82<br>Graham MULHOLLAND<br>00:57.970 | 14<br>Carl SWAN<br>00:57.980       |
| ROW 8  | 33<br>Paul COULAM<br>00:57.840       | 42<br>Lee SCOTT<br>00:57.940       |
| ROW 7  | 10<br>Matt ROZIER<br>00:57.760       | 17<br>Adam CAST<br>00:57.760       |
| ROW 6  | 78<br>Paul CONNELL<br>00:57.720      | 48<br>Wayne HARRIS<br>00:57.720    |
| ROW 5  | 5<br>Mathew FOLEY<br>00:57.550       | 3<br>Simon HUNT<br>00:57.660       |
| ROW 4  | 9<br>Darren WILSON<br>00:57.460      | 29<br>William HORNSEY<br>00:57.540 |
| ROW 3  | 4<br>Terry ROUGHTON<br>00:57.290     | 74<br>Chris CODY<br>00:57.330      |
| ROW 2  | 15<br>James MARSHALL<br>00:57.130    | 64<br>Pat GROVE<br>00:57.170       |
| ROW 1  | 12<br>Jeff HUMPHRIES<br>00:57.060    | 7<br>Ryan BENSLEY<br>00:57.090     |

RESERVE: 20

Printed : 10:42, 09 March 2008

HS Sports Timing and Results Systems


Mallory Park

# RACE GRID

## HSCC Formula Junior Championship

### Race 6 - Classes D & E

|        | <b>POLE</b>                                  |  |       |   |   |
|--------|--|--|-------|---|---|
| ROW 10 | <b>90</b><br>Peter HUGHES<br>01:09.090       | <b>55</b><br>Len SELBY                     | ROW 9 | <b>47</b><br>Lorraine GATHERCOLE<br>00:57.110 | <b>93</b><br>Rudolf ERNST<br>01:00.400  |
| ROW 8  | <b>98</b><br>David BRAND<br>00:56.750        | <b>66</b><br>Alexander MORTON<br>00:56.780 | ROW 7 | <b>88</b><br>Paul DAVIS<br>00:55.680          | <b>56</b><br>Brian MITCHAM<br>00:55.760 |
| ROW 6  | <b>83</b><br>Barry WESTMORELAND<br>00:53.180 | <b>59</b><br>David HALL<br>00:54.140       | ROW 5 | <b>78</b><br>Paul SMEETH<br>00:52.520         | <b>75</b><br>Pete MORTON<br>00:53.160   |
| ROW 4  | <b>91</b><br>Chris DRAKE<br>00:52.370        | <b>79</b><br>Andrew HIBBERD<br>00:52.400   | ROW 3 | <b>84</b><br>Mark WOODHOUSE<br>00:52.110      | <b>62</b><br>Simon ARMER<br>00:52.240   |
| ROW 2  | <b>52</b><br>James CLARIDGE<br>00:51.970     | <b>77</b><br>Steve SMITH<br>00:52.070      | ROW 1 | <b>65</b><br>Edwin JOWSEY<br>00:50.840        | <b>63</b><br>Ben SIMMS<br>00:50.940     |





RESERVES: 13 97 33 26

POLE

|        |                     |                      |
|--------|---------------------|----------------------|
| ROW 1  | 3 Daniel HANDS      | 25 Jason MILLS       |
| ROW 2  | 93 Alan FORSTER     | 7 Ian BUXTON         |
| ROW 3  | 27 John HUGHES      | 94 Peter BELSEY      |
| ROW 4  | 36 Tim HILL         | 87 Jenny ANDERSON    |
| ROW 5  | 2 Martin FARMER     | 48 Tim PROBERT       |
| ROW 6  | 10 Jamie CONYERS    | 45 Graham KIDDY      |
| ROW 7  | 67 Paul TAYLOR      | 42 John TOWNSHEND    |
| ROW 8  | 50 Daniel PITCHFORD | 40 Charlie REILLY    |
| ROW 9  | 49 Richard HONICK   | 21 Richard POTTERTON |
| ROW 10 | 43 Neale HURREN     | 46 Miles SOUTHERTON  |
| ROW 11 | 73 Clinton BELL     | 29 Martin LUTON      |
| ROW 12 | 74 Angus MAYHEW     | 72 James CONYERS     |

Race 8 - Final

750 Motor Club Formula Vee Championship

RACE GRID

AMENDED

AMENDED

RESERVE: 57

POLE


|        |                                    |                                     |
|--------|------------------------------------|-------------------------------------|
| ROW 1  | 73<br>Mark JESSOP<br>00:56.070     | 3<br>Tom DAVIS<br>00:56.220         |
| ROW 2  | 95<br>Anthony DAY<br>00:56.270     | 12<br>Phil WILSON<br>00:56.270      |
| ROW 3  | 2<br>Rowland WOOLLEY<br>00:56.350  | 88<br>Aime KITSON<br>00:56.410      |
| ROW 4  | 58<br>Steve LUMLEY<br>00:56.450    | 10<br>Alan HENDERSON<br>00:56.640   |
| ROW 5  | 1<br>Patrick MORTELL<br>00:56.670  | 11<br>David LITCHFIELD<br>00:56.740 |
| ROW 6  | 6<br>Clive MORPHETT<br>00:57.250   | 4<br>Nick JONES<br>00:57.440        |
| ROW 7  | 28<br>Zac CHAPMAN<br>00:57.750     | 94<br>Paul COOMBS<br>00:57.790      |
| ROW 8  | 64<br>Mathew MARSH<br>00:58.000    | 36<br>Rob ALMAN<br>00:58.150        |
| ROW 9  | 14<br>Rob HORSFIELD<br>00:58.410   | 27<br>Dallas JACKSON<br>00:58.580   |
| ROW 10 | 99<br>Arthur GILMOUR<br>00:58.840  | 8<br>Andy WINTERTON<br>00:58.940    |
| ROW 11 | 42<br>Chris STEWART<br>00:59.270   | 5<br>Lee BULLOCK<br>00:59.390       |
| ROW 12 | 79<br>Jonathan GRIMES<br>00:59.680 | 17<br>Marcus MAHY<br>01:00.230      |
| ROW 13 | 98<br>Hugh GILMOUR<br>01:00.580    | 18<br>David HENDERSON<br>01:00.730  |
| ROW 14 | 15<br>David ROWE<br>01:01.160      | 26<br>Jeff HOLDEN<br>01:01.260      |
| ROW 15 | 78<br>Steve WOOLFE<br>01:01.320    | 45<br>David BLOCK<br>01:01.480      |
| ROW 16 |                                    |                                     |

Race 9

750 Motor Club Toyota MR2 Championship

RACE GRID





## Provisional Results - Race 1 - Heat

### Demon Tweeks / Yokohama Stock Hatch Championship

| Pl                    | No  | Cl              | Name                 | Car              | Laps     | Time     | Behind | MPH     | Best Lap on | MPH      |
|-----------------------|-----|-----------------|----------------------|------------------|----------|----------|--------|---------|-------------|----------|
| 1                     | 52  | SH              | Shaun HAGEN          | Citroen Saxo VTR | 13       | 12:55.83 |        | 81.44   | 58.75       | 11 82.72 |
| 2                     | 88  | SHB             | Damian COTTRELL      | Ford Fiesta XR2  | 13       | 12:57.13 | 1.30   | 81.30   | 58.75       | 8 82.72  |
| 3                     | 43  | SHB             | Martin CAYZER        | Ford Fiesta XR2  | 13       | 13:00.52 | 4.69   | 80.95   | 58.83       | 7 82.61  |
| 4                     | 25  | SHB             | Neil WALSH           | Ford Fiesta XR2  | 13       | 13:01.05 | 5.22   | 80.89   | 58.71       | 8 82.78  |
| 5                     | 90  | SHB             | Nick THORNTON-JONES  | Peugeot 205 GTi  | 13       | 13:08.16 | 12.33  | 80.16   | 59.42       | 3 81.79  |
| 6                     | 49  | SHB             | Oli McCRUDDEN        | Ford Fiesta XR2  | 13       | 13:14.82 | 18.99  | 79.49   | 59.44       | 3 81.76  |
| 7                     | 89  | SH              | George MURRELLS      | Citroen Saxo VTR | 13       | 13:15.40 | 19.57  | 79.43   | 58.16       | 4 83.56  |
| 8                     | 44  | SH              | Simon WELFORD        | Peugeot 106      | 13       | 13:17.30 | 21.47  | 79.24   | 59.33       | 7 81.91  |
| 9                     | 50  | SHB             | Wayne GOODWIN        | Ford Fiesta XR2  | 13       | 13:17.60 | 21.77  | 79.21   | 59.21       | 7 82.08  |
| 10                    | 71  | SHB             | Tim MIZEN            | Ford Fiesta XR2i | 13       | 13:22.15 | 26.32  | 78.76   | 59.49       | 4 81.69  |
| 11                    | 47  | SHB             | Will SARGENT         | Peugeot 106 XSi  | 13       | 13:23.76 | 27.93  | 78.61   | 59.58       | 7 81.57  |
| 12                    | 46  | SHB             | Liam SARGENT         | Peugeot 106 XSi  | 13       | 13:30.40 | 34.57  | 77.96   | 1:00.44     | 8 80.41  |
| 13                    | 67  | SHB             | Jason COX            | Ford Fiesta XR2  | 13       | 13:31.27 | 35.44  | 77.88   | 59.54       | 8 81.63  |
| 14                    | 60  | SH              | Geoff BLUFF          | Citroen Saxo VTR | 13       | 13:31.93 | 36.10  | 77.81   | 1:00.44     | 4 80.41  |
| 15                    | 70  | SHB             | Darren BARDEN        | Peugeot 205 GTi  | 13       | 13:32.66 | 36.83  | 77.74   | 59.80       | 8 81.27  |
| 16                    | 73  | SH              | Craig McILVAR        | Ford Sport Ka    | 13       | 13:37.03 | 41.20  | 77.33   | 1:00.88     | 8 79.83  |
| 17                    | 51  | SHB             | Ben GLADWYN          | Peugeot 205 GTi  | 13       | 13:38.36 | 42.53  | 77.20   | 1:01.13     | 12 79.50 |
| 18                    | 76  | SHB             | Daniel SPENCER       | Ford Fiesta XR2  | 12       | 13:04.45 | 1 Lap  | 74.35   | 1:02.90     | 7 77.27  |
| 19                    | 24  | SH              | Craig EMMERSON       | Citroen Saxo VTR | 12       | 13:06.10 | 1 Lap  | 74.19   | 1:02.59     | 7 77.65  |
| 20                    | 85  | SH              | Stuart HERRIOTT      | Citroen Saxo VTR | 12       | 13:39.13 | 1 Lap  | 71.20   | 1:04.95     | 7 74.83  |
| 21                    | 84  | SHB             | Gillian ARTHURS      | Ford Fiesta Si   | 12       | 13:40.04 | 1 Lap  | 71.12   | 1:06.08     | 3 73.55  |
| <b>Not-Classified</b> |     |                 |                      |                  |          |          |        |         |             |          |
| 27                    | SH  | Nick CARTER     | Vauxhall Corsa Sport | 12               | 11:59.25 | DNF      | 81.08  | 58.18   | 7 83.53     |          |
| 20                    | SH  | Gareth WRIGHT   | Peugeot 106 XSi      | 8                | 8:09.92  | DNF      | 79.36  | 58.50   | 8 83.08     |          |
| 34                    | SHB | Mark WEBSTER    | Ford Fiesta XR2      | 8                | 8:15.37  | DNF      | 78.49  | 59.29   | 3 81.97     |          |
| 63                    | SHB | Maurice DAVIES  | Ford Fiesta XR2      | 4                | 4:05.92  | DNF      | 79.05  | 58.92   | 3 82.48     |          |
| 56                    | SHB | Jason NIND      | Ford Fiesta XR2      | 2                | 2:16.72  | DNF      | 71.09  | 1:05.70 | 2 73.97     |          |
| 97                    | SHB | James ROWLEY    | Peugeot 205 GTi      | 1                | 1:16.67  | DNF      | 63.39  | 1:16.67 | 1 63.39     |          |
| 86                    | SHB | Edward COOPER   | Vauxhall Nova GSi    | 0                |          | Starter  | 0.00   |         |             |          |
| 94                    | SHB | James CALADO    | Ford Fiesta XR2      | 0                |          | Starter  | 0.00   |         |             |          |
| <b>Non-Starters</b>   |     |                 |                      |                  |          |          |        |         |             |          |
| 26                    | SH  | Alan EASON      | Citroen Saxo VTR     |                  |          |          |        |         |             |          |
| 40                    | SH  | Amy BARKER      | Citroen Saxo VTR     |                  |          |          |        |         |             |          |
| <b>Fastest Lap</b>    |     |                 |                      |                  |          |          |        |         |             |          |
| 89                    | SH  | George MURRELLS | Citroen Saxo VTR     |                  |          |          |        | 58.16   | 4           | 83.56    |
| 25                    | SHB | Neil WALSH      | Ford Fiesta XR2      |                  |          |          |        | 58.71   | 8           | 82.78    |

Weather / Track: Bright / Dry

Start Time : 13:19


Mallory Park

09 Mar 08 13:37

|  |               |   |
|--|---------------|---|
| Clerk of Course :<br> 13-45 | Time Issued : | Chief Timekeeper : Terry Stevens<br> |
|--|---------------|---|

THESE RESULTS REMAIN PROVISIONAL FOR A MINIMUM OF 30 MINUTES FROM THE TIME OF ISSUE

Results produced on HS Sports Timing and Results Systems. Results online at [www.750MC.co.uk](http://www.750MC.co.uk)



## Provisional Results - Race 2

### 750 Motor Club Toyota MR2 Championship

| Pl | No | Cl  | Name             | Car            | Laps | Time     | Behind | MPH   | Best Lap on | MPH |       |
|----|----|-----|------------------|----------------|------|----------|--------|-------|-------------|-----|-------|
| 1  | 73 | MRB | Mark JESSOP      | Toyota MR2 Mk2 | 18   | 17:03.60 |        | 85.46 | 55.80       | 5   | 87.10 |
| 2  | 12 | MRB | Phil WILSON      | Toyota MR2 Mk2 | 18   | 17:09.51 | 5.91   | 84.97 | 56.01       | 4   | 86.77 |
| 3  | 88 | MRB | Airic KITSON     | Toyota MR2 Mk2 | 18   | 17:10.67 | 7.07   | 84.88 | 56.33       | 2   | 86.28 |
| 4  | 3  | MRB | Tom DAVIS        | Toyota MR2 Mk2 | 18   | 17:13.73 | 10.13  | 84.63 | 56.47       | 10  | 86.06 |
| 5  | 95 | MRB | Anthony DAY      | Toyota MR2 Mk2 | 18   | 17:14.19 | 10.59  | 84.59 | 56.27       | 8   | 86.37 |
| 6  | 58 | MRB | Steve LUMLEY     | Toyota MR2 Mk2 | 18   | 17:15.91 | 12.31  | 84.45 | 56.37       | 8   | 86.22 |
| 7  | 11 | MRB | David LITCHFIELD | Toyota MR2 Mk2 | 18   | 17:26.28 | 22.68  | 83.61 | 56.87       | 7   | 85.46 |
| 8  | 10 | MRB | Alan HENDERSON   | Toyota MR2 Mk2 | 18   | 17:27.00 | 23.40  | 83.55 | 56.79       | 7   | 85.58 |
| 9  | 2  | MRB | Rowland WOOLLEY  | Toyota MR2 Mk2 | 18   | 17:32.25 | 28.65  | 83.14 | 57.08       | 7   | 85.14 |
| 10 | 6  | MRB | Clive MORPHETT   | Toyota MR2 Mk2 | 18   | 17:32.49 | 28.89  | 83.12 | 56.95       | 7   | 85.34 |
| 11 | 94 | MRB | Paul COOMBS      | Toyota MR2 Mk2 | 18   | 17:33.23 | 29.63  | 83.06 | 57.31       | 9   | 84.80 |
| 12 | 4  | MRB | Nick JONES       | Toyota MR2 Mk2 | 18   | 17:33.71 | 30.11  | 83.02 | 57.09       | 7   | 85.13 |
| 13 | 14 | MRB | Rob HORSFIELD    | Toyota MR2 Mk2 | 18   | 17:48.30 | 44.70  | 81.89 | 57.11       | 5   | 85.10 |
| 14 | 64 | MRB | Matthew MARSH    | Toyota MR2 Mk2 | 18   | 17:49.57 | 45.97  | 81.79 | 57.56       | 10  | 84.43 |
| 15 | 18 | MRB | David HENDERSON  | Toyota MR2 Mk2 | 18   | 17:54.62 | 51.02  | 81.41 | 57.24       | 9   | 84.91 |
| 16 | 36 | MRB | Rob ALMAN        | Toyota MR2 Mk2 | 18   | 17:57.61 | 54.01  | 81.18 | 58.42       | 14  | 83.19 |
| 17 | 27 | MRB | Dallas JACKSON   | Toyota MR2 Mk2 | 18   | 17:57.99 | 54.39  | 81.15 | 58.10       | 2   | 83.65 |
| 18 | 5  | MRB | Lee BULLOCK      | Toyota MR2 Mk2 | 17   | 17:06.98 | 1 Lap  | 80.45 | 57.66       | 5   | 84.29 |
| 19 | 99 | MRA | Arthur GILMOUR   | Toyota MR2 Mk1 | 17   | 17:07.84 | 1 Lap  | 80.38 | 58.88       | 12  | 82.54 |
| 20 | 8  | MRB | Andy WINTERTON   | Toyota MR2 Mk2 | 17   | 17:12.21 | 1 Lap  | 80.04 | 58.53       | 10  | 83.03 |
| 21 | 98 | MRA | Hugh GILMOUR     | Toyota MR2 Mk1 | 17   | 17:19.73 | 1 Lap  | 79.46 | 59.23       | 10  | 82.05 |
| 22 | 42 | MRB | Chris STEWART    | Toyota MR2 Mk2 | 17   | 17:30.66 | 1 Lap  | 78.64 | 58.73       | 10  | 82.75 |
| 23 | 79 | MRA | Jonathan GRIMES  | Toyota MR2 Mk1 | 17   | 17:40.04 | 1 Lap  | 77.94 | 59.25       | 3   | 82.03 |
| 24 | 45 | MRA | David BLOCK      | Toyota MR2 MK1 | 17   | 17:46.37 | 1 Lap  | 77.48 | 1:00.91     | 10  | 79.79 |
| 25 | 78 | MRA | Steve WOOLFE     | Toyota MR2 Mk1 | 17   | 17:46.71 | 1 Lap  | 77.45 | 1:00.69     | 4   | 80.08 |
| 26 | 15 | MRA | David ROWE       | Toyota MR2 Mk1 | 16   | 17:10.87 | 2 Laps | 75.43 | 1:01.37     | 7   | 79.19 |

#### Not-Classified

|    |     |               |                |    |          |     |       |         |    |       |
|----|-----|---------------|----------------|----|----------|-----|-------|---------|----|-------|
| 28 | MRB | Zac CHAPMAN   | Toyota MR2 Mk2 | 16 | 15:37.52 | DNF | 82.94 | 57.04   | 8  | 85.20 |
| 17 | MRB | Marcus MAHY   | Toyota MR2 Mk2 | 16 | 16:14.49 | DNF | 79.80 | 58.75   | 12 | 82.72 |
| 9  | MRB | Ross HILL     | Toyota MR2 Mk2 | 11 | 11:19.22 | DNF | 78.71 | 58.74   | 5  | 82.74 |
| 57 | MRA | Toni GLADDING | Toyota MR2 Mk1 | 6  | 6:27.71  | DNF | 75.21 | 1:01.06 | 5  | 79.59 |

#### Non-Starters

|    |     |                 |                |
|----|-----|-----------------|----------------|
| 1  | MRB | Patrick MORTELL | Toyota MR2 Mk2 |
| 26 | MRB | Jeff HOLDEN     | Toyota MR2 Mk2 |

#### Fastest Lap

|    |     |                |                |       |    |       |
|----|-----|----------------|----------------|-------|----|-------|
| 73 | MRB | Mark JESSOP    | Toyota MR2 Mk2 | 55.80 | 5  | 87.10 |
| 99 | MRA | Arthur GILMOUR | Toyota MR2 Mk1 | 58.88 | 12 | 82.54 |

Weather / Track: Cloudy / Dry

Start Time : 13:49

Mallory Park

09-Mar-08 14:11

|  |               |   |
|--|---------------|---|
| Clerk of Course :<br> 14:25 | Time Issued : | Chief Timekeeper : Terry Stevens<br> |
|--|---------------|---|

THESE RESULTS REMAIN PROVISIONAL FOR A MINIMUM OF 30 MINUTES FROM THE TIME OF ISSUE

Results produced on HS Sports Timing and Results Systems. Results online at [www.750MC.co.uk](http://www.750MC.co.uk)



## Provisional Results - Race 3 - Heat

### 750 Motor Club Formula Vee Championship

| Pl | No | Cl  | Name              | Car            | Laps | Time     | Behind | MPH   | Best Lap on | MPH      |
|----|----|-----|-------------------|----------------|------|----------|--------|-------|-------------|----------|
| 1  | 10 | FV  | Jamie CONYERS     | GAC 03         | 16   | 14:21.64 |        | 90.25 | 52.66       | 4 92.29  |
| 2  | 45 | FV  | Graham KIDDY      | Ray Bowles     | 16   | 14:22.47 | 0.83   | 90.16 | 52.80       | 14 92.05 |
| 3  | 67 | FV  | Paul TAYLOR       | AHS Challenger | 16   | 14:24.48 | 2.84   | 89.95 | 53.01       | 2 91.68  |
| 4  | 42 | FV  | John TOWNSHEND    | Sheane Mk2     | 16   | 14:28.80 | 7.16   | 89.50 | 52.67       | 11 92.27 |
| 5  | 50 | FV  | Daniel PITCHFORD  | Leastone       | 16   | 14:34.60 | 12.96  | 88.91 | 53.23       | 8 91.30  |
| 6  | 40 | FVB | Charlie REILLY    | Sheane         | 16   | 14:49.94 | 28.30  | 87.38 | 54.12       | 7 89.80  |
| 7  | 49 | FV  | Richard HONICK    | Sheane Mk3     | 16   | 14:50.02 | 28.38  | 87.37 | 54.47       | 7 89.22  |
| 8  | 21 | FV  | Richard POTTERTON | Scarab Mk2     | 16   | 14:50.89 | 29.25  | 87.28 | 54.07       | 11 89.88 |
| 9  | 43 | FV  | Neale HURREN      | AHS Challenger | 16   | 14:51.16 | 29.52  | 87.26 | 54.12       | 4 89.80  |
| 10 | 46 | FVB | Miles SOUTHERTON  | AHS Challenger | 16   | 15:06.58 | 44.94  | 85.77 | 54.04       | 4 89.93  |
| 11 | 29 | FVB | Martin LUTON      | Sheane Mk2     | 15   | 14:21.64 | 1 Lap  | 84.61 | 55.15       | 14 88.12 |
| 12 | 74 | FV  | Angus MAYHEW      | Scarab Mk2     | 15   | 14:23.98 | 1 Lap  | 84.38 | 55.34       | 12 87.82 |
| 13 | 72 | FVB | James CONYERS     | Leastone       | 15   | 14:25.28 | 1 Lap  | 84.25 | 56.04       | 10 86.72 |
| 14 | 13 | FV  | Warren SMITH      | Storm SF1      | 15   | 14:30.74 | 1 Lap  | 83.72 | 53.65       | 5 90.59  |
| 15 | 97 | FV  | Perry TUBB        | Merauder BM1A  | 15   | 14:38.45 | 1 Lap  | 82.99 | 56.41       | 13 86.15 |
| 16 | 33 | FVB | Steve ROBBINS     | Sheane         | 15   | 15:04.86 | 1 Lap  | 80.56 | 57.04       | 2 85.20  |
| 17 | 26 | FV  | Peter ANDREWS     | Sheane Mk2     | 14   | 15:18.75 | 2 Laps | 74.06 | 1:02.25     | 8 78.07  |

#### Not-Classified

|    |     |                 |                |    |          |     |       |         |          |
|----|-----|-----------------|----------------|----|----------|-----|-------|---------|----------|
| 14 | FV  | Steve OUGH      | AHS Challenger | 15 | 13:43.40 | DNF | 88.54 | 53.23   | 9 91.30  |
| 73 | FV  | Clinton BELL    | Venom          | 15 | 14:21.49 | DNF | 84.62 | 55.50   | 12 87.57 |
| 23 | FVB | Sam ENGINEER    | Sheane Mk1     | 12 | 13:09.50 | DNF | 73.87 | 1:02.41 | 11 77.87 |
| 85 | FV  | Tony DOWSON     | Sheane         | 8  | 7:58.79  | DNF | 81.20 | 57.58   | 8 84.40  |
| 75 | FV  | David COTTRELL  | Apal Mk3       | 5  | 8:21.60  | DNF | 48.44 | 1:05.38 | 3 74.33  |
| 28 | FVB | Ben WILLIAMS    | Sheane Mk1     | 4  | 4:29.40  | DNF | 72.16 | 1:05.18 | 4 74.56  |
| 41 | FVB | Cormac MUNNELLY | AHS Challenger | 1  | 1:09.99  | DNF | 69.44 | 1:09.99 | 1 69.44  |

#### Fastest Lap



|    |     |                  |                |  |  |  |  |       |         |
|----|-----|------------------|----------------|--|--|--|--|-------|---------|
| 10 | FV  | Jamie CONYERS    | GAC 03         |  |  |  |  | 52.66 | 4 92.29 |
| 46 | FVB | Miles SOUTHERTON | AHS Challenger |  |  |  |  | 54.04 | 4 89.93 |

Weather / Track: Bright / Dry

Start Time : 14:25

Mallory Park

09 Mar 08 14:42

|  |               |   |
|--|---------------|---|
| Clerk of Course :<br> 14.54 | Time Issued : | Chief Timekeeper : Ferry Stevens<br> |
|--|---------------|---|

THESE RESULTS REMAIN PROVISIONAL FOR A MINIMUM OF 30 MINUTES FROM THE TIME OF ISSUE

Results produced on HS Sports Timing and Results Systems. Results online at [www.750MC.co.uk](http://www.750MC.co.uk)



AMENDED

## Provisional Results - Race 3 - Heat

### 750 Motor Club Formula Vee Championship

AMENDED

| Pl | No | Cl  | Name              | Car            | Laps | Time     | Behind | MPH   | Best Lap on | MPH      |
|----|----|-----|-------------------|----------------|------|----------|--------|-------|-------------|----------|
| 1  | 10 | FV  | Jamie CONYERS     | GAC 03         | 16   | 14:21.64 |        | 90.25 | 52.66       | 4 92.29  |
| 2  | 45 | FV  | Graham KIDDY      | Ray Bowles     | 16   | 14:22.47 | 0.83   | 90.16 | 52.80       | 14 92.05 |
| 3  | 67 | FV  | Paul TAYLOR       | AHS Challenger | 16   | 14:24.48 | 2.84   | 89.95 | 53.01       | 2 91.68  |
| 4  | 42 | FV  | John TOWNSHEND    | Sheane Mk2     | 16   | 14:28.80 | 7.16   | 89.50 | 52.67       | 11 92.27 |
| 5  | 50 | FV  | Daniel PITCHFORD  | Leastone       | 16   | 14:34.60 | 12.96  | 88.91 | 53.23       | 8 91.30  |
| 6  | 40 | FVB | Charlie REILLY    | Sheane         | 16   | 14:49.94 | 28.30  | 87.38 | 54.12       | 7 89.80  |
| 7  | 49 | FV  | Richard HONICK    | Sheane Mk3     | 16   | 14:50.02 | 28.38  | 87.37 | 54.47       | 7 89.22  |
| 8  | 21 | FV  | Richard POTTERTON | Scarab Mk2     | 16   | 14:50.89 | 29.25  | 87.28 | 54.07       | 11 89.88 |
| 9  | 43 | FV  | Neale HURREN      | AHS Challenger | 16   | 14:51.16 | 29.52  | 87.26 | 54.12       | 4 89.80  |
| 10 | 46 | FVB | Miles SOUTHERTON  | AHS Challenger | 16   | 15:06.58 | 44.94  | 85.77 | 54.04       | 4 89.93  |
| 11 | 73 | FV  | Clinton BELL      | Venom          | 15   | 14:21.49 | 1 Lap  | 84.62 | 55.50       | 12 87.57 |
| 12 | 29 | FVB | Martin LUTON      | Sheane Mk2     | 15   | 14:21.64 | 1 Lap  | 84.61 | 55.15       | 14 88.12 |
| 13 | 74 | FV  | Angus MAYHEW      | Scarab Mk2     | 15   | 14:23.98 | 1 Lap  | 84.38 | 55.34       | 12 87.82 |
| 14 | 72 | FVB | James CONYERS     | Leastone       | 15   | 14:25.28 | 1 Lap  | 84.25 | 56.04       | 10 86.72 |
| 15 | 13 | FV  | Warren SMITH      | Storm SF1      | 15   | 14:30.74 | 1 Lap  | 83.72 | 53.65       | 5 90.59  |
| 16 | 97 | FV  | Perry TUBB        | Merauder BM1A  | 15   | 14:38.45 | 1 Lap  | 82.99 | 56.41       | 13 86.15 |
| 17 | 33 | FVB | Steve ROBBINS     | Sheane         | 15   | 15:04.86 | 1 Lap  | 80.56 | 57.04       | 2 85.20  |
| 18 | 26 | FV  | Peter ANDREWS     | Sheane Mk2     | 14   | 15:18.75 | 2 Laps | 74.06 | 1:02.25     | 8 78.07  |

Not-Classified

|    |     |                 |                |    |          |     |       |         |          |
|----|-----|-----------------|----------------|----|----------|-----|-------|---------|----------|
| 14 | FV  | Steve OUGH      | AHS Challenger | 15 | 13:43.40 | DNF | 88.54 | 53.23   | 9 91.30  |
| 23 | FVB | Sam ENGINEER    | Sheane Mk1     | 12 | 13:09.50 | DNF | 73.87 | 1:02.41 | 11 77.87 |
| 85 | FV  | Tony DOWSON     | Sheane         | 8  | 7:58.79  | DNF | 81.20 | 57.58   | 8 84.40  |
| 75 | FV  | David COTTRELL  | Apal Mk3       | 5  | 8:21.60  | DNF | 48.44 | 1:05.38 | 3 74.33  |
| 28 | FVB | Ben WILLIAMS    | Sheane Mk1     | 4  | 4:29.40  | DNF | 72.16 | 1:05.18 | 4 74.56  |
| 41 | FVB | Cormac MUNNELLY | AHS Challenger | 1  | 1:09.99  | DNF | 69.44 | 1:09.99 | 1 69.44  |

Fastest Lap

|    |     |                  |                |  |  |  |  |       |         |
|----|-----|------------------|----------------|--|--|--|--|-------|---------|
| 10 | FV  | Jamie CONYERS    | GAC 03         |  |  |  |  | 52.66 | 4 92.29 |
| 46 | FVB | Miles SOUTHERTON | AHS Challenger |  |  |  |  | 54.04 | 4 89.93 |

No 73 now classified

Weather / Track: Bright / Dry

Start Time : 14:25


Mallory Park

09 Mar 08 15:07

|                            |               |                                  |
|----------------------------|---------------|----------------------------------|
| Clerk of Course :<br>15-12 | Time Issued : | Chief Timekeeper : Terry Stevens |
|----------------------------|---------------|----------------------------------|

THESE RESULTS REMAIN PROVISIONAL FOR A MINIMUM OF 30 MINUTES FROM THE TIME OF ISSUE

Results produced on HS Sports Timing and Results Systems. Results online at [www.750MC.co.uk](http://www.750MC.co.uk)



## Provisional Results - Race 4 - Classes A, B & C

### Historic Formula Junior Championship

| Pl | No | Cl | Name            | Car          | Laps | Time     | Behind | MPH   | Best Lap on | MPH      |
|----|----|----|-----------------|--------------|------|----------|--------|-------|-------------|----------|
| 1  | 4  | JB | Derek WALKER    | Terrier MkIV | 21   | 19:31.84 |        | 87.09 | 55.00       | 10 88.36 |
| 2  | 16 | JB | Tony GOODWIN    | Gemini Mk2   | 21   | 19:46.85 | 15.01  | 85.99 | 55.32       | 17 87.85 |
| 3  | 31 | JC | Neil DAWS       | Lotus 18     | 21   | 19:48.13 | 16.29  | 85.90 | 55.08       | 14 88.24 |
| 4  | 14 | JB | Crispian BESLEY | Elva         | 21   | 19:54.74 | 22.90  | 85.42 | 55.97       | 12 86.83 |
| 5  | 11 | JB | David STEVENSON | Mallock U2   | 21   | 19:57.83 | 25.99  | 85.20 | 55.31       | 14 87.87 |
| 6  | 41 | JC | John HUTCHINSON | Lotus 18     | 21   | 20:21.62 | 49.78  | 83.54 | 56.51       | 7 86.00  |
| 7  | 48 | JC | Paul HEWES      | Lotus 18     | 20   | 19:46.21 | 1 Lap  | 81.94 | 57.25       | 16 84.89 |
| 8  | 21 | JA | Peter MULLEN    | Osca         | 20   | 19:50.10 | 1 Lap  | 81.67 | 58.10       | 9 83.65  |
| 9  | 13 | JB | Keith ROACH     | Gemini Mk2   | 20   | 19:50.57 | 1 Lap  | 81.64 | 58.13       | 16 83.61 |
| 10 | 27 | JB | Paul DIXON      | Gemini Mk2   | 20   | 19:51.32 | 1 Lap  | 81.59 | 57.89       | 16 83.95 |
| 11 | 35 | JC | Tim BISHOP      | Sauter       | 20   | 20:01.87 | 1 Lap  | 80.87 | 58.23       | 17 83.46 |
| 12 | 18 | JB | Bill COLARIC    | Elva 100     | 19   | 20:26.04 | 2 Laps | 75.32 | 1:02.22     | 16 78.11 |
| 13 | 42 | JC | Jeremy DEELEY   | Cooper T52   | 18   | 19:56.29 | 3 Laps | 73.13 | 1:03.37     | 17 76.69 |

#### Not-Classified

|    |    |                  |            |    |          |         |       |       |          |
|----|----|------------------|------------|----|----------|---------|-------|-------|----------|
| 29 | JB | William GRIMSHAW | Gemini     | 15 | 14:17.55 | DNF     | 85.01 | 55.19 | 10 88.06 |
| 30 | JC | Brian ARCULUS    | Emeryson   | 9  | 8:59.65  | DNF     | 81.05 | 57.80 | 2 84.08  |
| 44 | JC | Andrew ROBERTSON | Crossle 4F | 7  | 6:51.55  | DNF     | 82.66 | 56.78 | 5 85.59  |
| 36 | JC | Jon MILICEVIC    | Lotus 18   | 0  |          | Starter | 0.00  |       |          |

#### Fastest Lap

|    |    |              |              |  |  |  |  |       |          |
|----|----|--------------|--------------|--|--|--|--|-------|----------|
| 4  | JB | Derek WALKER | Terrier MkIV |  |  |  |  | 55.00 | 10 88.36 |
| 31 | JC | Neil DAWS    | Lotus 18     |  |  |  |  | 55.08 | 14 88.24 |
| 21 | JA | Peter MULLEN | Osca         |  |  |  |  | 58.10 | 9 83.65  |

Weather / Track: Cloudy / Dry

Start Time : 14:51


Mallory Park

09 Mar 08 15:15

|   |               |   |
|---|---------------|---|
| Clerk of Course :   | Time Issued : | Chief Timekeeper : Terry Stevens  |
|  15:23 |               |  |

THESE RESULTS REMAIN PROVISIONAL FOR A MINIMUM OF 30 MINUTES FROM THE TIME OF ISSUE

Results produced on HS Sports Timing and Results Systems. Results online at [www.750MC.co.uk](http://www.750MC.co.uk)



## Provisional Results - Race 5 - Final

### Demon Tweeks / Yokohama Stock Championship

| Pl | No  | Cl  | Name              | Car                  | Laps | Time     | Behind | MPH   | Best Lap on | MPH   |
|----|-----|-----|-------------------|----------------------|------|----------|--------|-------|-------------|-------|
| 1  | 7   | SH  | Ryan BENSLEY      | Citroen Saxo VTR     | 20   | 19:17.67 |        | 83.96 | 12          | 84.98 |
| 2  | 15  | SH  | James MARSHALL    | Citroen Saxo VTR     | 20   | 19:18.23 | 0.56   | 83.92 | 12          | 84.79 |
| 3  | 12  | SH  | Jeff HUMPHRIES    | Peugeot 106 Rallye   | 20   | 19:18.83 | 1.16   | 83.88 | 17          | 85.01 |
| 4  | 4   | SH  | Terry ROUGHTON    | Citroen Saxo VTR     | 20   | 19:19.61 | 1.94   | 83.82 | 18          | 85.07 |
| 5  | 5   | SH  | Matthew FOLEY     | Citroen Saxo VTR     | 20   | 19:22.13 | 4.46   | 83.64 | 14          | 84.88 |
| 6  | 74  | SH  | Chris CODY        | Citroen Saxo VTR     | 20   | 19:23.15 | 5.48   | 83.57 | 14          | 84.65 |
| 7  | 64  | SH  | Pat GROVE         | Peugeot 106 Rallye   | 20   | 19:30.54 | 12.87  | 83.04 | 8           | 84.48 |
| 8  | 3   | SH  | Simon HUNT        | Peugeot 106 XSi      | 20   | 19:33.53 | 15.86  | 82.83 | 6           | 84.05 |
| 9  | 14  | SH  | Carl SWAN         | Peugeot 106 XSi      | 20   | 19:33.76 | 16.09  | 82.81 | 5           | 84.57 |
| 10 | 78  | SHB | Paul CONNELL      | Peugeot 205 GTi      | 20   | 19:36.52 | 18.85  | 82.62 | 4           | 83.94 |
| 11 | 42  | SHB | Lee SCOTT         | Ford Fiesta XR2i     | 20   | 19:37.33 | 19.66  | 82.56 | 18          | 84.01 |
| 12 | 82  | SH  | Graham MULHOLLAND | Citroen Saxo VTR     | 20   | 19:44.81 | 27.14  | 82.04 | 18          | 83.71 |
| 13 | 53  | SH  | Tom MOLYNEUX      | Peugeot 106 Rally    | 20   | 19:46.22 | 28.55  | 81.94 | 19          | 83.71 |
| 14 | 9   | SH  | Darren WILSON     | Peugeot 106 XSi      | 20   | 19:46.93 | 29.26  | 81.89 | 14          | 83.65 |
| 15 | 41  | SH  | Martin WARD       | Citroen Saxo VTR     | 20   | 19:49.42 | 31.75  | 81.72 | 18          | 84.02 |
| 16 | 101 | SH  | Robbie BOON       | Citroen Saxo VTR     | 20   | 19:49.55 | 31.88  | 81.71 | 16          | 83.81 |
| 17 | 33  | SHB | Paul COULAM       | Ford Fiesta XR2i     | 20   | 19:49.68 | 32.01  | 81.70 | 15          | 84.10 |
| 18 | 17  | SHB | Adam CAST         | Ford Fiesta XR2      | 20   | 19:49.97 | 32.30  | 81.68 | 16          | 83.88 |
| 19 | 55  | SHB | John HEMMING      | Vauxhall Nova Gsi    | 20   | 19:50.32 | 32.65  | 81.66 | 17          | 83.91 |
| 20 | 29  | SH  | William HORNSEY   | Peugeot 106 Rallye   | 20   | 19:51.53 | 33.86  | 81.58 | 13          | 83.92 |
| 21 | 22  | SHB | Gary FEAKINS      | Peugeot 205 GTi      | 20   | 19:51.84 | 34.17  | 81.55 | 17          | 83.66 |
| 22 | 91  | SH  | Ashley COLLINS    | Vauxhall Corsa Sport | 20   | 19:57.62 | 39.95  | 81.16 | 13          | 82.99 |
| 23 | 99  | SH  | Craig VARNEY      | Citroen Saxo VTR     | 20   | 19:59.84 | 42.17  | 81.01 | 15          | 83.56 |
| 24 | 75  | SH  | Joe McMILLAN      | Citroen Saxo VTR     | 20   | 20:03.78 | 46.11  | 80.75 | 10          | 82.92 |
| 25 | 28  | SH  | Dan SUMMERS       | Peugeot 106 Rallye   | 20   | 20:03.93 | 46.26  | 80.74 | 10          | 83.15 |
| 26 | 21  | SH  | Jamie GOLBY       | Citroen Saxo VTR     | 20   | 20:04.33 | 46.66  | 80.71 | 17          | 83.01 |
| 27 | 16  | SHB | Derek ROZIER      | Ford Fiesta XR2i     | 19   | 19:39.28 | 1 Lap  | 78.30 | 17          | 83.23 |

#### Not-Classified

|    |     |              |                  |   |         |         |       |       |   |       |
|----|-----|--------------|------------------|---|---------|---------|-------|-------|---|-------|
| 54 | SH  | Martin BOON  | Rover GTi        | 2 | 2:17.04 | DNF     | 70.93 | 59.77 | 2 | 81.31 |
| 10 | SHB | Matt ROZIER  | Peugeot 205 GTi  | 0 |         | Starter | 0.00  |       |   |       |
| 48 | SH  | Wayne HARRIS | Citroen Saxo VTR | 0 |         | Starter | 0.00  |       |   |       |

#### Fastest Lap

|    |     |                |                  |  |  |  |  |       |    |       |
|----|-----|----------------|------------------|--|--|--|--|-------|----|-------|
| 4  | SH  | Terry ROUGHTON | Citroen Saxo VTR |  |  |  |  | 57.13 | 18 | 85.07 |
| 33 | SHB | Paul COULAM    | Ford Fiesta XR2i |  |  |  |  | 57.79 | 15 | 84.10 |

Weather / Track: Bright / Dry

Start Time : 15:21


Mallory Park

09 Mar 08 15:42

|  |               |   |
|--|---------------|---|
| Clerk of Course :<br> | Time Issued : | Chief Timekeeper : Terry Stevens<br> |
|--|---------------|---|

THESE RESULTS REMAIN PROVISIONAL FOR A MINIMUM OF 30 MINUTES FROM THE TIME OF ISSUE

Results produced on HS Sports Timing and Results Systems. Results online at [www.750MC.co.uk](http://www.750MC.co.uk)



# Provisional Results - Race 6 - Classes D & E

## Historic Formula Junior Championship

| Pl | No | Cl | Name                | Car        | Laps | Time     | Behind | MPH   | Best Lap on | MPH      |
|----|----|----|---------------------|------------|------|----------|--------|-------|-------------|----------|
| 1  | 65 | JE | Edwin JOWSEY        | Lotus 22   | 22   | 19:13.63 |        | 92.68 | 50.88       | 14 95.52 |
| 2  | 84 | JE | Mark WOODHOUSE      | Lotus 20   | 22   | 19:20.64 | 7.01   | 92.12 | 51.77       | 16 93.88 |
| 3  | 52 | JE | James CLARIDGE      | Lola Mk5   | 22   | 19:23.71 | 10.08  | 91.88 | 51.40       | 10 94.55 |
| 4  | 62 | JE | Simon ARMER         | Cooper T59 | 22   | 19:32.47 | 18.84  | 91.19 | 52.30       | 18 92.93 |
| 5  | 78 | JE | Paul SMEETH         | Lotus 22   | 22   | 19:40.79 | 27.16  | 90.55 | 52.53       | 11 92.52 |
| 6  | 77 | JE | Steve SMITH         | Cooper T59 | 22   | 19:41.05 | 27.42  | 90.53 | 51.84       | 19 93.75 |
| 7  | 83 | JE | Barry WESTMORELAND  | Lotus 22   | 22   | 19:46.67 | 33.04  | 90.10 | 52.50       | 15 92.57 |
| 8  | 75 | JE | Pete MORTON         | Lightning  | 22   | 20:01.26 | 47.63  | 89.01 | 53.04       | 12 91.63 |
| 9  | 98 | JE | David BRAND         | Lotus 22   | 21   | 20:04.11 | 1 Lap  | 84.76 | 55.01       | 21 88.35 |
| 10 | 56 | JE | Brian MITCHAM       | Wainer     | 20   | 19:30.62 | 2 Laps | 83.03 | 54.48       | 19 89.21 |
| 11 | 47 | JD | Lorraine GATHERCOLE | Lotus 18   | 20   | 19:32.07 | 2 Laps | 82.93 | 56.76       | 19 85.62 |
| 12 | 66 | JD | Alexander MORTON    | Ausper     | 20   | 19:40.16 | 2 Laps | 82.36 | 56.80       | 14 85.56 |
| 13 | 93 | JE | Rudolf ERNST        | Lotus 20   | 19   | 19:34.40 | 3 Laps | 78.63 | 58.38       | 17 83.25 |
| 14 | 90 | JD | Peter HUGHES        | Tojeiro    | 17   | 20:00.16 | 5 Laps | 68.84 | 1:06.65     | 17 72.92 |

### Not-Classified

|    |    |                |                   |    |          |         |       |       |         |
|----|----|----------------|-------------------|----|----------|---------|-------|-------|---------|
| 63 | JE | Ben SIMMS      | Cooper T59        | 16 | 14:04.54 | DNF     | 92.07 | 51.69 | 7 94.02 |
| 79 | JE | Andrew HIBBERD | Lotus 22          | 14 | 14:26.89 | DNF     | 78.49 | 53.50 | 9 90.84 |
| 88 | JD | Paul DAVIS     | Lotus 20          | 11 | 10:30.92 | DNF     | 84.73 | 55.17 | 4 88.09 |
| 59 | JD | David HALL     | BMC Huffmaker Mk2 | 4  | 3:50.06  | DNF     | 84.50 | 54.80 | 4 88.69 |
| 91 | JE | Chris DRAKE    | Brabham BT6       | 0  |          | Starter | 0.00  |       |         |

### Non-Starters

55 JE Len SELBY Lola

### Fastest Lap

|    |    |              |                   |  |  |  |  |       |    |       |
|----|----|--------------|-------------------|--|--|--|--|-------|----|-------|
| 65 | JE | Edwin JOWSEY | Lotus 22          |  |  |  |  | 50.88 | 14 | 95.52 |
| 59 | JD | David HALL   | BMC Huffmaker Mk2 |  |  |  |  | 54.80 | 4  | 88.69 |

Weather / Track: Cloudy / Dry

Start Time : 15:52

Mallory Park

09 Mar 08 16:13

Clerk of Course :

Time Issued :

Chief Timekeeper : Terry Stevens

THESE RESULTS REMAIN PROVISIONAL FOR A MINIMUM OF 30 MINUTES FROM THE TIME OF ISSUE

Results produced on HS Sports Timing and Results Systems. Results online at [www.750MC.co.uk](http://www.750MC.co.uk)



## Provisional Results - Race 7

### 750 Motor Club 750 Trophy Series

| Pl | No | Cl | Name            | Car              | Laps | Time     | Behind  | MPH   | Best Lap on | MPH      |
|----|----|----|-----------------|------------------|------|----------|---------|-------|-------------|----------|
| 1  | 2  | TI | Roger WINDLEY   | Time 3B          | 14   | 13:57.72 |         | 81.22 | 58.61       | 4 82.92  |
| 2  | 18 | TC | Linden BRAND    | JB               | 14   | 13:58.83 | 1.11    | 81.11 | 58.66       | 14 82.85 |
| 3  | 20 | TC | Paul MASON      | Hague            | 14   | 14:16.13 | 18.41   | 79.47 | 59.01       | 13 82.36 |
| 4  | 22 | TI | Erie MINHINNICK | Apal Formula Vee | 14   | 15:00.17 | 1:02.45 | 75.59 | 1:03.23     | 8 76.86  |
| 5  | 1  | TC | Don RAWSON      | Rawson Climax    | 13   | 14:00.62 | 1 Lap   | 75.16 | 1:03.13     | 6 76.98  |
| 6  | 42 | TI | Simon WINDLEY   | Historic Vee     | 13   | 14:49.96 | 1 Lap   | 70.99 | 1:06.67     | 7 72.90  |
| 7  | 33 | TD | Mike GILBERT    | Cooper Mk IX     | 13   | 15:02.09 | 1 Lap   | 70.04 | 1:06.79     | 4 72.77  |

Not-Classified

|    |    |                |        |   |         |     |       |         |   |       |
|----|----|----------------|--------|---|---------|-----|-------|---------|---|-------|
| 71 | TC | Nicola HARNESS | Rapide | 7 | 8:04.53 | DNF | 70.21 | 1:06.09 | 7 | 73.54 |
|----|----|----------------|--------|---|---------|-----|-------|---------|---|-------|

Non-Starters

|   |    |               |                 |
|---|----|---------------|-----------------|
| 3 | TC | David LARKINS | Gerrell Reliant |
|---|----|---------------|-----------------|

Fastest Lap

|    |    |               |              |         |    |       |
|----|----|---------------|--------------|---------|----|-------|
| 2  | TI | Roger WINDLEY | Time 3B      | 58.61   | 4  | 82.92 |
| 18 | TC | Linden BRAND  | JB           | 58.66   | 14 | 82.85 |
| 33 | TD | Mike GILBERT  | Cooper Mk IX | 1:06.79 | 4  | 72.77 |

Weather / Track: Bright / Dry

Start Time : 16:22

Mallory Park

09 Mar 08 16:38

|                                       |               |  |
|---------------------------------------|---------------|--|
| Clerk of Course :<br><i>AWB 16 15</i> | Time Issued : | Chief Timekeeper : Terry Stevens<br><i>Terry Stevens</i> |
|---------------------------------------|---------------|--|

THESE RESULTS REMAIN PROVISIONAL FOR A MINIMUM OF 30 MINUTES FROM THE TIME OF ISSUE

Results produced on HS Sports Timing and Results Systems. Results online at [www.750MC.co.uk](http://www.750MC.co.uk)





## Provisional Results - Race 8 - Final

### 750 Motor Club Formula Vee Championship

| Pl | No | Cl  | Name              | Car            | Laps | Time     | Behind | MPH   | Best Lap on | MPH      |
|----|----|-----|-------------------|----------------|------|----------|--------|-------|-------------|----------|
| 1  | 27 | FV  | John HUGHES       | Scarab MK5     | 11   | 9:57.00  |        | 89.55 | 52.42       | 10 92.71 |
| 2  | 3  | FV  | Daniel HANDS      | GAC 001        | 11   | 9:57.28  | 0.28   | 89.51 | 52.84       | 6 91.98  |
| 3  | 94 | FV  | Peter BELSEY      | Spyder MK2     | 11   | 9:59.72  | 2.72   | 89.14 | 53.02       | 9 91.66  |
| 4  | 10 | FV  | Jamie CONYERS     | GAC 03         | 11   | 10:05.71 | 8.71   | 88.26 | 53.28       | 10 91.22 |
| 5  | 7  | FV  | Ian BUXTON        | GAC            | 11   | 10:06.42 | 9.42   | 88.16 | 52.51       | 10 92.55 |
| 6  | 67 | FV  | Paul TAYLOR       | AHS Challenger | 11   | 10:06.82 | 9.82   | 88.10 | 52.97       | 7 91.75  |
| 7  | 45 | FV  | Graham KIDDY      | Ray Bowles     | 11   | 10:07.08 | 10.08  | 88.06 | 53.08       | 6 91.56  |
| 8  | 48 | FV  | Tim PROBERT       | Storm FF1      | 11   | 10:07.31 | 10.31  | 88.03 | 52.19       | 9 93.12  |
| 9  | 42 | FV  | John TOWNSHEND    | Sheane Mk2     | 11   | 10:13.87 | 16.87  | 87.09 | 53.30       | 6 91.18  |
| 10 | 50 | FV  | Daniel PITCHFORD  | Leastone       | 11   | 10:16.16 | 19.16  | 86.76 | 53.77       | 7 90.38  |
| 11 | 46 | FVB | Miles SOUTHERTON  | AHS Challenger | 11   | 10:35.23 | 38.23  | 84.16 | 55.80       | 9 87.10  |
| 12 | 87 | FV  | Jenny ANDERSON    | GAC 01         | 11   | 10:35.99 | 38.99  | 84.06 | 53.24       | 6 91.28  |
| 13 | 73 | FV  | Clinton BELL      | Venom          | 11   | 10:38.43 | 41.43  | 83.74 | 55.49       | 8 87.58  |
| 14 | 21 | FV  | Richard POTTERTON | Scarab Mk2     | 11   | 10:38.46 | 41.46  | 83.73 | 55.59       | 6 87.43  |
| 15 | 74 | FV  | Angus MAYHEW      | Scarab Mk2     | 11   | 10:40.14 | 43.14  | 83.51 | 55.84       | 8 87.03  |
| 16 | 72 | FVB | James CONYERS     | Leastone       | 10   | 9:55.13  | 1 Lap  | 81.66 | 57.22       | 6 84.94  |

#### Not-Classified

|    |     |                |                |    |         |         |       |         |    |       |
|----|-----|----------------|----------------|----|---------|---------|-------|---------|----|-------|
| 93 | FV  | Alan FORSTER   | Scarab Mk3     | 11 | 9:57.10 | NCF     | 89.53 | 52.48   | 10 | 92.61 |
| 2  | FV  | Martin FARMER  | Sheane         | 11 | 9:57.50 | NCF     | 89.47 | 52.57   | 9  | 92.45 |
| 25 | FV  | Jason MILLS    | GAC 03         | 7  | 6:38.21 | DNF     | 85.43 | 52.75   | 5  | 92.13 |
| 29 | FVB | Martin LUTON   | Sheane Mk2     | 6  | 6:04.29 | DNF     | 80.05 | 56.05   | 3  | 86.71 |
| 40 | FVB | Charlie REILLY | Sheane         | 4  | 3:54.70 | DNF     | 82.83 | 56.33   | 4  | 86.28 |
| 43 | FV  | Neale HURREN   | AHS Challenger | 2  | 2:09.31 | DNF     | 75.17 | 58.53   | 2  | 83.03 |
| 36 | FVB | Tim HILL       | Sheane Mk3     | 2  | 2:14.66 | DNF     | 72.18 | 1:02.86 | 1  | 77.31 |
| 49 | FV  | Richard HONICK | Sheane Mk3     | 0  |         | Starter | 0.00  |         |    |       |

#### Fastest Lap

|    |     |                  |                |  |  |  |  |       |   |       |
|----|-----|------------------|----------------|--|--|--|--|-------|---|-------|
| 48 | FV  | Tim PROBERT      | Storm FF1      |  |  |  |  | 52.19 | 9 | 93.12 |
| 46 | FVB | Miles SOUTHERTON | AHS Challenger |  |  |  |  | 55.80 | 9 | 87.10 |

Red flag @ 11m 31s. No 2 & 93 not running at time of red flag.

Weather / Track: Cloudy / Dry

Start Time : 16:50

Mallory Park

09 Mar 08 17:10

|  |               |  |
|--|---------------|--|
| Clerk of Course :<br> 17-13 | Time issued : | Chief Timekeeper: Terry Stevens<br> |
|--|---------------|--|

THESE RESULTS REMAIN PROVISIONAL FOR A MINIMUM OF 30 MINUTES FROM THE TIME OF ISSUE

Results produced on HS Sports Timing and Results Systems. Results online at [www.750MC.co.uk](http://www.750MC.co.uk)



## Provisional Results - Race 9

### 750 Motor Club Toyota MR2 Championship

| Pl                    | No  | Cl              | Name             | Car            | Laps     | Time     | Behind | MPH   | Best Lap on | MPH      |
|-----------------------|-----|-----------------|------------------|----------------|----------|----------|--------|-------|-------------|----------|
| 1                     | 73  | MRB             | Mark JESSOP      | Toyota MR2 Mk2 | 21       | 19:43.29 |        | 86.25 | 55.58       | 4 87.44  |
| 2                     | 12  | MRB             | Phil WILSON      | Toyota MR2 Mk2 | 21       | 19:53.23 | 9.94   | 85.53 | 55.83       | 6 87.05  |
| 3                     | 58  | MRB             | Steve LUMLEY     | Toyota MR2 Mk2 | 21       | 19:59.44 | 16.15  | 85.09 | 56.07       | 5 86.68  |
| 4                     | 88  | MRB             | Alric KITSON     | Toyota MR2 Mk2 | 21       | 19:59.75 | 16.46  | 85.07 | 55.84       | 18 87.03 |
| 5                     | 3   | MRB             | Tom DAVIS        | Toyota MR2 Mk2 | 21       | 20:07.02 | 23.73  | 84.56 | 55.79       | 13 87.11 |
| 6                     | 28  | MRB             | Zac CHAPMAN      | Toyota MR2 Mk2 | 21       | 20:12.65 | 29.36  | 84.16 | 55.96       | 12 86.85 |
| 7                     | 95  | MRB             | Anthony DAY      | Toyota MR2 Mk2 | 21       | 20:14.38 | 31.09  | 84.04 | 56.37       | 20 86.22 |
| 8                     | 11  | MRB             | David LITCHFIELD | Toyota MR2 Mk2 | 21       | 20:16.73 | 33.44  | 83.88 | 56.30       | 8 86.32  |
| 9                     | 2   | MRB             | Rowland WOOLLEY  | Toyota MR2 Mk2 | 21       | 20:18.29 | 35.00  | 83.77 | 56.59       | 6 85.88  |
| 10                    | 6   | MRB             | Clive MORPHETT   | Toyota MR2 Mk2 | 21       | 20:18.86 | 35.57  | 83.73 | 56.69       | 10 85.73 |
| 11                    | 10  | MRB             | Alan HENDERSON   | Toyota MR2 Mk2 | 21       | 20:19.02 | 35.73  | 83.72 | 56.60       | 20 85.87 |
| 12                    | 4   | MRB             | Nick JONES       | Toyota MR2 Mk2 | 21       | 20:22.39 | 39.10  | 83.49 | 57.00       | 19 85.26 |
| 13                    | 14  | MRB             | Rob HORSFIELD    | Toyota MR2 Mk2 | 21       | 20:30.64 | 47.35  | 82.93 | 56.88       | 16 85.44 |
| 14                    | 94  | MRB             | Paul COOMBS      | Toyota MR2 Mk2 | 21       | 20:30.87 | 47.58  | 82.92 | 57.18       | 15 84.99 |
| 15                    | 64  | MRB             | Matthew MARSH    | Toyota MR2 Mk2 | 20       | 19:47.05 | 1 Lap  | 81.88 | 57.45       | 20 84.60 |
| 16                    | 36  | MRB             | Rob ALMAN        | Toyota MR2 Mk2 | 20       | 19:48.14 | 1 Lap  | 81.81 | 57.80       | 17 84.08 |
| 17                    | 99  | MRA             | Arthur GILMOUR   | Toyota MR2 Mk1 | 20       | 19:51.58 | 1 Lap  | 81.57 | 58.49       | 13 83.09 |
| 18                    | 42  | MRB             | Chris STEWART    | Toyota MR2 Mk2 | 20       | 20:14.25 | 1 Lap  | 80.05 | 59.34       | 8 81.90  |
| 19                    | 98  | MRA             | Hugh GILMOUR     | Toyota MR2 Mk1 | 20       | 20:16.20 | 1 Lap  | 79.92 | 58.92       | 14 82.48 |
| 20                    | 79  | MRA             | Jonathan GRIMES  | Toyota MR2 Mk1 | 20       | 20:16.37 | 1 Lap  | 79.91 | 59.42       | 17 81.79 |
| 21                    | 8   | MRB             | Andy WINTERTON   | Toyota MR2 Mk2 | 20       | 20:24.67 | 1 Lap  | 79.37 | 59.31       | 10 81.94 |
| 22                    | 5   | MRB             | Lee BULLOCK      | Toyota MR2 Mk2 | 20       | 20:30.60 | 1 Lap  | 78.99 | 59.37       | 19 81.86 |
| 23                    | 78  | MRA             | Steve WOOLFE     | Toyota MR2 Mk1 | 20       | 20:30.70 | 1 Lap  | 78.98 | 59.86       | 7 81.19  |
| 24                    | 17  | MRB             | Marcus MAHY      | Toyota MR2 Mk2 | 20       | 20:31.41 | 1 Lap  | 78.93 | 58.84       | 19 82.60 |
| 25                    | 45  | MRA             | David BLOCK      | Toyota MR2 MK1 | 19       | 19:45.39 | 2 Laps | 77.90 | 1:00.70     | 8 80.07  |
| 26                    | 15  | MRA             | David ROWE       | Toyota MR2 Mk1 | 19       | 20:02.97 | 2 Laps | 76.76 | 1:01.34     | 18 79.23 |
| 27                    | 57  | MRA             | Toni GLADDING    | Toyota MR2 Mk1 | 19       | 20:06.52 | 2 Laps | 76.53 | 1:00.92     | 15 79.78 |
| <b>Not-Classified</b> |     |                 |                  |                |          |          |        |       |             |          |
| 18                    | MRB | David HENDERSON | Toyota MR2 Mk2   | 12             | 12:18.91 | DNF      | 78.93  | 57.32 | 8           | 84.79    |
| <b>Non-Starters</b>   |     |                 |                  |                |          |          |        |       |             |          |
| 1                     | MRB | Patrick MORTELL | Toyota MR2 Mk2   |                |          |          |        |       |             |          |
| 26                    | MRB | Jeff HOLDEN     | Toyota MR2 Mk2   |                |          |          |        |       |             |          |
| 27                    | MRB | Dallas JACKSON  | Toyota MR2 Mk2   |                |          |          |        |       |             |          |
| <b>Fastest Lap</b>    |     |                 |                  |                |          |          |        |       |             |          |
| 73                    | MRB | Mark JESSOP     | Toyota MR2 Mk2   |                |          |          |        | 55.58 | 4           | 87.44    |
| 99                    | MRA | Arthur GILMOUR  | Toyota MR2 Mk1   |                |          |          |        | 58.49 | 13          | 83.09    |

Weather / Track: Bright / Dry

Start Time : 17:21

Mallory Park

09 Mar 08 17:42

Clerk of Course :

Time Issued :

Chief Timekeeper : Terry Stevens

THESE RESULTS REMAIN PROVISIONAL FOR A MINIMUM OF 30 MINUTES FROM THE TIME OF ISSUE

Results produced on HS Sports Timing and Results Systems. Results online at [www.750MC.co.uk](http://www.750MC.co.uk)