


# National Championship Car Race Meeting


OFFICIAL PROGRAMME - PRICE £2.50




ROUNDEX




STOCK HATCH




SR & GT




ROUNDEX






RGB



ROUNDEX




ROUNDEX




FORMULA VEE



750 FORMULA



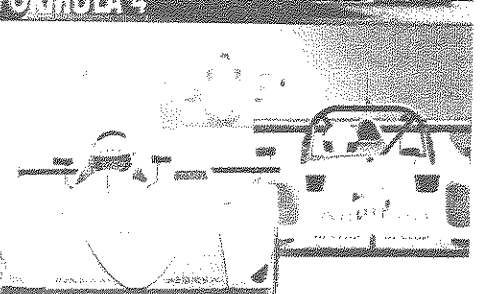
FORMULA 4



FORMULA VEE



GOLF GTI



Silverstone - 23<sup>rd</sup> & 24<sup>th</sup> August '08

# Programme Amendments

Silverstone

23 - 24 Aug 2008

Please add the following

Formula	No	Cls	Driver	Car
Bike-Sports	3	A	Jonathan Wright	Radical PR06
	32	A	Paul Le Maitre	ADR Sport 3
	34	B	Simon Ham	Radical Prosport
	35	I	Paul Steele	Radical SR3
Formula 4	7	A	Chris Hodgen	Van Diemen RF06
	36	C	Oliver Sirrell	Van Dieman
	44	C	Phil Burrows	Mygale SJ01
	45		Jamie Jardine	Van Dieman
	58	A	David Shelton	Van Diemen RF95
	71	A	Andrew Smith	Van Dieman
Formula Vee	32		Anthony Mitchell	Ray
Golf	20	2	John Hillon	VW Golf Mk2
	37	2	Jamie Packham	VW Golf Mk2
Hot Hatch	1		Maurice Hayden	Citroen C2 VTS
Kit Cars	39	C	Chris Scopes	Procomp LA Gold
	56	A	John Sampson	Quantum Xtreme
	86	C	Stephen Bell	Sylva Striker
	10		Howard Payne	Mallock 31
Mallock	98	A	Hugh Gilmour	Toyota MR2 Mk1
MR2	20		Joe Grinsell	Citroen Saxo
SAXMAX	34		Joe Ferguson	Citroen Saxo VTR
Stock Hatch	47		Will Sargent	Peugeot 106 XSI
	121	B	Andrew Fells	Peugeot 205GTI
	126		Eric Swan	Peugeot 106

Please delete the following

Formula	No	Cls	Driver	Car
Mallock	10	B	Tim Covill	Mallock 31
MR2	17		Marcus Bricknell	Mallock MK26
Stock Hatch	10	B	Alan Henderson	Toyota MR2 MK2
	29		William Hornsey	Peugeot 106 Rallye



This meeting is held under the General Regulations of the MSA (incorporating the provisions of the International Sporting Code of the FIA) and the Supplementary Regulations, Final Instructions and any written instructions which the Organisers issue for the race meeting. **MSA Permit: 44831.**

### RACE MEETING OFFICIALS

MSA STEWARD  
G.Masters

CLERKS OF COURSE  
J.Floyd J.Smith  
A.Cox N.Tanser

CLUB STEWARDS  
L.Jones H.Howlett  
N.Funnell J.Church

TIMEKEEPERS  
T.Stevens (Chief)  
A.Stevens A.Hancock

SCRUTINEERS  
S.Ford (Chief)  
G.Deacon D.Meekins  
C.Hollingsworth  
H.Downes A.Meekins  
A.Johnson

INCIDENT OFFICER  
P.Deam

CHIEF MARSHAL  
P.Harding

RACE RESCUE UNIT/S  
750 Motor Club  
Silverstone ES

COMMENTATOR  
I.Sowman

SECRETARY  
OF THE MEETING  
Robin Knight

MARSHALS  
750 Motor Club  
BMMC & friends

CHILD PROTECTION  
OFFICER – V.Ayres

### APPROXIMATE TIMETABLE

Saturday		Practice
1	Hot Hatch Championship/ Bike-Sports Championship	9.00-9.15
2	750MC Formula Vee Championship – session A	9.20-9.35
3	750MC Formula Vee Championship – session B	9.45-10.00
4	AB Performance RGB Championship	10.05-10.20
5	750MC Kit Car Championship	10.30-10.45
6	Mallock Gold Cup Scratch race	10.50-11.05
7	Premier Healthcare 750 Formula Championship	11.15-11.30
8	750MC Golf GTI Championship	11.35-11.50
9	750MC MR2 Championship	12.00-12.15
<b>Races (* = green flag lap)</b>		<b>Time</b>
1	Cambridge Race Cars Bike-Sports Championship *	1.15
2	Hot Hatch Championship	1.45
3	750MC Formula Vee Championship – Heat*	2.15
4	AB Performance RGB Championship	2.40
5	750MC Kit Car Championship	3.10
6	Mallock Gold Cup Scratch race*	3.40
7	Premier Healthcare 750 Formula Championship*	4.05
8	Formula Vee Championship – Final*	4.35
9	750MC Golf GTI Championship	5.00
10	750MC MR2 Championship	5.30
<b>Sunday</b>		<b>Practice</b>
1	Polleysport/Yokohama SAXMAX Championship - UNTIMED	10.00-10.15
	Austin 7 Parade	10.30
2	Demon Tweeks/Yokohama Stock Hatch Championship	11.15-11.30
3	Demon Tweeks/Yokohama Stock Hatch Championship	11.40-11.55
4	750MC 750 Trophy Series	12.00-12.15
5	750MC Formula 4 Championship	12.25-12.40
6	Polleysport/Yokohama SAXMAX Championship	12.45-1.00
7	Demon Tweeks/Yokohama Locost Championship	1.10-1.25
	Mallock 50 <sup>th</sup> Anniversary Parade (in lunchbreak)	1.45
<b>Races (* = green flag lap)</b>		<b>Time</b>
11	Demon Tweeks/Yokohama Stock Hatch Championship - Heat	2.30
12	Mallock Gold Cup handicap	3.00
13	750MC 750 Trophy Series	3.30
14	750MC Formula 4 Championship*	3.55
15	Polleysport/Yokohama SAXMAX Championship	4.25
16	Demon Tweeks/Yokohama Stock Hatch Championship - Final	4.50
17	Demon Tweeks/Yokohama Locost Championship	5.20

The organisers reserve the right, with the permission of the Stewards of the Meeting and/or the Clerk of Course, to amend the timetable, to change the order in which events are run and to postpone, cancel or abandon the meeting or any part thereof.

## Race 1

18 mins + 1 lap

# Cambridge Race Cars Bike-Sports Championship

Introduced in 2005, the 750 Motor Club's Bike-Sports Championship, is sponsored by Cambridge Race Cars. The championship caters for sports-racing cars of any make, fitted with a production motorbike engine and gearbox. It is divided into 3 classes: A up to 1300cc modified, B 1001 – 1300 standard; C up to 1000 standard and Radical Clubsport 1100. Minimum weights apply in all classes




No	Cls	Driver	Car details	ccs	Hometown
3	A	Jonathan Wright	Radical PR06	1300	Cambridge
7	C	Tommy Gilmartin	Global GT	1000	Cupar
11	B	Oliver Hulme	T5 Mission	1100	Crawley
12	C	Graham Miller	Global GTi	1000	Stevenage
15	A	Jon-Paul Ivey	Radical Prosport	1300	Wolverhampton
17	C	Keith O'Brien	Global GT1	1000	Welwyn
21	C	Kevin Goater	Kellforms Retoga	998	Beaconsfield
27	C	Jean Parker	Global GT	1000	Carnforth
30	A	Simon Ford	Radical Prosport	1300	Pershore
34	B	Simon Ham	Radical Prosport	1300	Blunham
35	I	Paul Steele	Radical SR3	1500	Pontefract
42	A	Alan Wood	ADR Sport 3	1300	Farnham
60	C	Bill Prichard	Global Light GT	1000	Hayes
66	A	Andy Crockett	Radical Pro Sport	1300	Redditch
85	C	John Wilkes	Global GT	998	Milton Keynes
88	A	Jonathan Thackray	Radical SR4	1300	Chesterfield
95	A	Richard Stables	Radical Pro 06	1300	York

The practice sessions for Races 1 & 2 are combined.

### 750 Motor Club Bike-Sports Championship

1st	154	A	Jonathan Wright	4th	78	A	Simon Ford
2nd	111	C	Graham Miller	5th	55	C	Kevin Goater
3rd	86	A	Richard Stables	6th	47	C	Jean Parker



Cambridge Race Cars (formally Cambridge Kit Car Company) was formed in 2003 by Jonathan Wright, who spent many years running Industrial Site Services - an engineering company supplying services to the aircraft and automotive industry. Cambridge Race Cars have built several successful racecars and competed in many motorsport events with the 750 Motor Club, including the SR4 in which Jonathan won the RGB championship in 2006.

## Race 2

13 mins + 1 lap

# Demon Tweeks/Yokohama Hot Hatch Championship

There are 4 classes which include:- up to 1400cc multi-valve, up to 1600cc two valve and 1601 – 2000cc., modified rear wheel drive and standard front/rear wheel drive. Engines must be the original (type) fitted to the car. Springs and dampers are free, including coil-overs, provided they utilise the original pick-up points. The original gearbox must be used; close-ratio gears are permitted. Final drive ratio is free. LSD or similar is permitted. All cars run on the List 1B tyres; rim width is free provided they fit within the standard bodywork.

demon tweeks



No	Cls	Driver	Car details	ccs	Hometown
1	D	Maurice Hayden	Citroen C2 VTS	1600	Wisbech
2	A	Ilsa Cox	Peugeot 206 GTi	2000	Hove
15	D	Kevin Pullan	Honda Type R	2000	Sheffield
31	B	Lewis Williams	Fiesta XR2	1600	Guildford
32	B	Richard Walmsley	Peugeot 106 GTi	1597	Dewsbury
45	B	Paul West	Peugeot 106 GTi	1600	Chalfont St. Giles
62	B	Cliff Pellin	Fiesta XR2	1600	Canvey Island
64	A	Tony Dolley	Peugeot 206 GTi	2000	Bridgwater
83	D	Bill Gregory	Saxo VTR	1600	Leighton Buzzard
85	B	Ian McLaughlin	Suzuki Swift GTi	1298	Worksop
97	B	Andy McLennan	Suzuki Swift GTi	1300	St. Albans

LAP RECORD	A	Craig Shepherd	1:07.25	87.74	27/08/2006
LAP RECORD	B	Mark Cunningham	1:08.64	85.96	28/08/2005
LAP RECORD	C	TBE	-	-	-
LAP RECORD	D	TBE	-	-	-

### 750 Motor Club Hot Hatch Championship 2008

1st	144	B	Andy McLennan	4th	98	B	Lewis Williams
2nd	127	D	Kevin Pullan	5th	98	D	Bill Gregory
3rd	116	A	Ilsa Cox	6th	88	B	Cliff Pellin

Races 3/8


13 mins + 1 lap

## 750 Motor Club Formula Vee Championship

The 750 Motor Club Formula Vee championship is ideal for beginner and 'expert' alike, looking for competitive single seater racing on a low budget. It has been run by the 750 Motor Club since 1980 and is probably the cheapest way to go single seater racing in the UK. Engine, gearbox and much of the suspension and braking system is from the VW 1300 Beetle and this, along with a Dunlop 'control' tyre puts the emphasis on driver ability to win races.



No	Cls	Driver	Car details	ccs	Hometown
2		Martin Farmer	Sheane	1300	Castle Bromwich
3		Daniel Hands	GAC 001	1300	Bicester
6		Jake Oliveira	Storm DC 07	1300	Brackley
9		Stephen Glasswell	Storm	1300	Bury St. Edmunds
13		Warren Smith	Storm SF1	1300	Bristol
21		Richard Potterton	Scarab Mk2	1300	Scunthorpe
23		Sam Engineer	Sheane Mk1	1300	Bedford
24		Ian Jordan	Sheane	1300	Tonbridge
25		Jason Mills	GAC 03	1300	Cranleigh
29	B	Martin Luton	Sheane Mk2	1300	Fleet
30		Chris Wilsher	Sheane FV97	1300	Haverhill
32	B	Alan Robinson	Leystone	2000	Manchester
40		Charlie Reilly	Sheane	1300	Danbury
43		Neale Hurren	AHS Challenger	1300	London
49		Richard Honick	Sheane Mk3	1300	Birmingham
60		Robert Higgins	Storm S1	1300	Hailsham
65	B	John Bennett	Sheane Mk1	1300	Guildford
67		Paul Taylor	AHS Challenger	1300	East Grinstead
75		David Cottrell	Apal Mk3	1300	Walton-On-Thames
79		John Bowles	Ray 97	1300	Sevenoaks
82		Mark Armstrong	GAC	1300	Kenilworth
85		Tony Dowson	Sheane	1300	London
87		Jenny Anderson	GAC 01	1300	Woking
90		Braden Connolly	Sheane 96	1300	Chatteris
93		Alan Forster	Scarab Mk3	1300	Burton-On-Trent



LAP RECORD

Mike Jenvey

1:05.62

89.92

28/08/2004

The above drivers are in the 1<sup>st</sup> Vee practice session. Those on the next page are in the 2<sup>nd</sup> session. From the combined times the slowest 36 go into Race 3, the remainder into Race 8 which will be topped up to 36 by the top finishers in Race 3.

Races 3/8

13 mins + 1 lap


## 750 Motor Club Formula Vee Championship

The 750 Motor Club Formula Vee championship is ideal for beginner and 'expert' alike, looking for competitive single seater racing on a low budget. It has been run by the 750 Motor Club since 1980 and is probably the cheapest way to go single seater racing in the UK. Engine, gearbox and much of the suspension and braking system is from the VW 1300 Beetle and this, along with a Dunlop 'control' tyre puts the emphasis on driver ability to win races.

No	Cls	Driver	Car details	ccs	Hometown
7		Ian Buxton	Gac	1300	Leek
14		Steve Ough	AHS Challenger	1300	Shipleigh
26		Peter Andrews	Sheane Mk2	1300	Birmingham
27		John Hughes	scarab MK5	1300	Bristol
28		Ben Williams	Sheane Mk1	1300	Uckfield
31	B	Phill Foster	AHS Challenger	1300	Solihull
33	B	Steve Robbins	Sheane	1300	Andover
34		Lee Levett	Sheane	1300	Reading
36	B	Tim Hill	Sheane Mk3	1300	Daventry
38		David Evans	Sheane Mk1	1300	Bedford
39	B	Peter Gregory	Sheane FV96	1300	Chelmsford
44		Paul Smith	GAC 02	1300	Grays
47		Niall McCarthy	Sheane Mk1	1300	Bishop's Stortford
48		Tim Probert	Storm FF1	1300	Richmond
57		Peter Dunne	Sheane	1300	Aldershot
59		Jonathan Rockliff	AHS	1300	Tadcaster
72	B	James Conyers	Leastone	1300	Upper Poppleton
73		Clinton Bell	Venom	1300	Colchester
76		Tom Kemp	AHS Challenger	1800	Norwich
80	B	Ian Foley	Scarab Mk2	1300	Norwich
81		Martyn Donn	Scarab	1300	Evesham
83		David Heavey	Leastone	1300	Ireland
89	B	Martin Borrow	ACE Mk2	1300	Kettering
99		Gethin Jones	Spyder	1300	Sheffield

### 750 Motor Club Formula Vee Championship 2008

1st	216	Daniel Hands	4th	135	Peter Belsey
2nd	168	Paul Smith	5th	116	Ian Buxton
3rd	149	John Hughes	6th	115	Jason Mills



## Race 4

13 mins + 1 lap

# AB Performance RGB Championship

First introduced in 2001, this Championship is for two-seater cars which must be capable of passing an MOT. Cars may be constructed specifically for the series or may be one of the many motorcycle engined cars currently available. The engines must be series-production four-stroke units and may not be modified from standard; they run in three classes; standard Fireblade engined kit cars (class C), up to 145 bhp (class B), 146 to 180 bhp and all rear-engined cars (class A). Control tyre is the Yokohama AO48R.




No	Cls	Driver	Car details	ccs	Hometown
1	A	Derek Jones	BND S2	1200	Norwich
5	A	Steve Robinson	Genesis RR	1200	Cliff
6	C	John Cutmore	Westfield Megablade	919	Bury St Edmunds
7	B	Paul Rogers	Stuart Taylor Phoenix	998	Attleborough
9	C	Alastair Boulton	Stuart Taylor Phoenix	900	Cheltenham
15	A	Doug Carter	Genesis Evo	1200	Kendal
16	B	Neil Constable-Berry	Fisher Fury	998	Norwich
17	C	David Wale	Fisher Fury	919	Amersham
19	C	Henry Carr	Fisher Fury	919	Huddersfield
21	C	Mathew Green	Fisher Fury	919	Bury St. Edmunds
23	A	James Walker	Westfield Megabusa	1300	Slough
24	B	Josh Smith	Stuart Taylor Phoenix	1000	Bristol
26	C	Andrew Grant	Fisher Fury Fireblade	919	Gravesend
27	C	Robert Grant	Raw Striker	919	Longfield
28	C	Steve Wiseman	Fisher Fury	918	Cambridge
29	C	Stuart Tanton	Fisher Fury	919	Bethersden
30	B	Stephen Dean	Fisher Menace	998	Cranbrook
33	A	Bob Mortimer	Fisher Fury	1299	Swansea
44	C	Judi Derisley	Fisher Fury	919	Hayling Island
49	B	Tony Gaunt	Wolfe ZXR	998	Belper
50	C	Tim Hoverd	Fisher Fury	919	Cambridge
61	A	Mike Allen	Tiger MAE	1127	Cambridge
63	C	Colin Chapman	Fisher Fury	919	Pershore
67	C	Tony Carpenter	Stuart Taylor Phoenix	919	Daventry
68	B	Adrian Moore	Genesis Evo	998	Peterborough
77	C	Phil Alcock	Pulsar Blade	899	Lutterworth
96	C	Tim Gray	Raw Fulcrum	919	Nottingham

### 750 Motor Club RGB Championship 2008

1st	121	C	John Cutmore	4th	98	C	Tim Gray
2nd	119	A	Derek Jones	5th	83	C	Colin Chapman
3rd	106	B	Paul Rogers	6th	80	B	Neil Constable-Berry

LAP RECORD	A	Jonathan Wright	1:02.55	94.33	26/08/2006
LAP RECORD	B	Dustin Barnes	1:06.98	88.09	28/08/2005
LAP RECORD	C	Martin Brooks	1:04.87	91.00	2003



## PERFORMANCE

RACE PREPARATION  
BIKE ENGINE PACKAGES



## Race 5

13 mins + 1 lap

# 750 Motor Club Kit Car Championship

The 750 Motor Club Kit Car Championship is for Genuine 'production' kit cars. Chassis and bodywork materials and the design concept may not be changed. Cars must be capable of passing an MoT test. Engines must be production-car based. Classes are 2000 – 3500cc plus Ford Duratec, up to 2000cc, plus a separate class for Ford Zetec engines. Gearbox and diff must be from a production car. The control tyre is the Yokohama AO32R/AO48R. Rim width is 6" or 7" depending upon class.



No	Cls	Driver	Car details	ccs	Hometown
1	C	Andy Hiley	Taydec Mk2	1800	Huddersfield
2	B	Gary Goodyear	Raw Fulcrum	1600	Sheffield
7	C	Steve Taylor	Phoenix	1800	Huntingdon
11	C	Jason Stirzaker	Fisher Fury	1800	Braunton
19	A	Nigel Brown	Sylva Phoenix	2000	Birmingham
21	C	Stephen Lansley	Procomp La Gold	1800	Gerrards Cross
22	C	Martin Tyman	Taydec	1800	Loughborough
24	C	Guy Hussey	RAW Striker	1800	Burton-On-Trent
25	C	Colin Benham	Locost	1800	Towcester
29	B	Andrew Lancaster	Locost	1600	Fleet
30	C	Darryl Beckwith	Procomp LA Gold	1800	High Wycombe
31	B	Peter Robinson	Sylva Striker	1587	Tamworth
33	B	Stephen Ward	Raw Striker	1600	Kettering
36	B	Ian Kempson	MK Indy	1600	Middlewich
38	C	Tony Southgate	Sylva Phoenix	1800	Northampton
39	C	Chris Scopes	Procomp LA Gold	1800	Whiston
54	C	Andrew Ward	Sylva Phoenix	1800	Kettering
60	A	Andrew Sterling	Dax Rush	3640	Lymington
62	A	Nic Scott	Sylva Striker Mk2	2000	Weybridge
75	A	Matthew Lewis	MNR Vortex	3500	Woking
86	C	Stephen Bell	Sylva Striker	1800	Selby
96	C	Erik Fairbairn	Sylva Striker	1800	Coggeshall

### 750 Motor Club Kit Car Championship 2008


1st	151	C	Andy Hiley	4th	108	B	Mark Alexander - Williams
2nd	113	A	Andrew Sterling	5th	98	A	Nigel Brown
3rd	109	B	Gary Goodyear	6th	84	C	Jim Goodwin

LAP RECORD	A	Charles Sterling	1:05.90	89.54	27/08/2006
LAP RECORD	B	TBE	-	-	-
LAP RECORD	C	Clive Hudson	1:06.28	89.02	23/08/2003


# 50 years of Racing Mallocks

*by David Morgan*

Arthur Mallock is, to a great many, the embodiment of the 750 Motor Club. That he is sadly no longer with us does not change what he achieved in his lifetime – the ability of ordinary people to take part in motor sport, which was previously the preserve of the more privileged members of society.




Arthur's first Austin Seven special was based on a 1932 van chassis and he sprinted this at the July 1939 Hartlepool Speed Trial on the sea front.



His next identifiable entity of a car is another Austin Seven multi-purpose special later in the war, which registered as EPG171 was also worked on extensively by Jack French and entered for Trials and various speed events. With this experience behind them, Arthur and Jack French built


up another multi-purpose Austin Seven special, with the soon to be famous registration of WJ 1515.

Over a period of 10 years WJ 1515 evolved using Austin Seven power, a JAP 500 and Ford 10 power for the first 1172 Formula race in 1953.



By 1956 Arthur's A7 based special was nearly catching the Lotus Elevens, but by the end of 1957, Arthur faced up to the reality that a new chassis design was


required. In 1958 the U2 was about to be born. His new frame was designed by the delightfully simple method of sitting all the components on the garage floor, cutting the various tubes to length and then getting them welded together. This




car was significantly quicker [by almost 4 seconds at Brands] than its predecessor and, fitted with an ex-Lola nose cone, Arthur ran it in 1172 Formula for two seasons. Retrospectively calling the car U2 Mk1, Arthur refined the design to create his first truly

production series with the U2 Mk2 of which 10 were built; Arthur was our Club's 1172F Champion in 1962 and 1963. At £75.00 for a chassis and basic body panels, the U2 was the cheapest pukka competition car out there and many were built each year.

Arthur's sons Richard and Ray continue to put the Mallock stamp on motorsport and both they and grandson Michael have won national championships driving Mallocks. The Mallock effect in British Motorsport is immense and their input



incalculable. Without Arthur, his example, encouragement and relentless enthusiasm, we would not have the vibrant club racing scene which we have now been enjoying for 50 years, and which has placed Britain at the heart of motorsport world wide.



**Races 6 & 12****13 mins + 1 lap & 12 lap handicap****Mallock Gold Cup Races**

As a celebration of 50 years of continuous production of racing cars in many different styles by the Mallock family, the 750 Motor Club is delighted to be able to host these races.

The club has a long association with Mallock, since before the years of 1962 & 1962 when Arthur won the club's 1172 Formula. That formula was the birthplace of many important names in the racing world, in the days when development of cars was done in the workshop and on the track, not on computers. We wish the family the happiest of birthdays and hope that you enjoy their racing and display in Garages 2 - 6.

No	Driver	Car details	ccs	Hometown
0	Neil Thompson	Mallock Mk6	2000	West Byfleet
1	Peter Harper	Mallock Mk20	1700	Sheffield
2	Adrian Lester	Mallock Mk35	1600	Peterborough
3	Mike Hickson	Mallock MK20B	1700	Northwood
4	Ray Mallock	Mallock MK18	1700	Wellingborough
5	Mike Evans	Mallock Mk20	1600	Chester
6	Nigel Corry	Mallock Mk30	1600	Northwood
8	Ciaron Dempsey	Mallock MK30	2000	Kinsale
9	Richard Mallock	Mallock MK9	1600	Northampton
10	Tim Covill	Mallock Mk31	1300	Bury St. Edmunds
11	Arthur Dickens	Mallock Mk29	1600	Milton Keynes
12	Michael Mallock	Mallock MK11	1700	Wellingborough
14	Malcolm Mitton	Mallock Mk20	1600	Bedford
16	Christopher Burnham	Mallock Mk21	1600	Reading
18	Alze Fulco	Mallock Mk24B	1600	Bristol
19	Karl Dempsey	Mallock P20	2000	Kinsale
21	Gareth Barnett	Mallock MK21	1600	Montrose
22	Roger Windley	Mallock Mk6	1600	Lincoln
27	Clive Lester	Mallock Mk29	1800	Goole
30	John Harrison	Mallock Mk21	1700	Swanley
33	Graham Onion	Mallock 14E	1700	Stafford
38	Bob Crozier	Mallock Mk11	1700	Northampton
41	Jeremy Bouckley	Mallock Mk22	1600	Sutton Coldfield
42	Malcolm Jackson	Mallock Mk20 B	1700	Evesham
43	Ian Megson	Mallock Mk18	1600	Didcot
44	Chris Hart	Mallock Mk18	1600	Sheffield
51	Greg Wood	Mallock MK32	2000	Torquay
54	Barry Webb	Mallock MK16	1600	Redditch
65	Ian Crombie	Mallock MK28B	1600	Bromley
66	David Bain	Mallock 11B	1600	Bristol
69	Alan Davenport	Mallock MK18	1600	Thatcham
75	Richard Fry	Mallock MK8B	1600	Axbridge
77	Bob Yarwood	Mallock MK8	1600	Crewe
82	Michelle Hayward	Mallock Mk27	1600	Thatcham
91	Mark Charteris	Mallock Mk20	1700	St. Albans
97	Richard Walters	Mallock MK16	1600	Rickmansworth
99	Richard Ibrahim	Mallock Mk8B	1300	Highbridge

1st Reserve: 82.

## Race 7

13 mins + 1 lap

# Premier Choice Group 750 Formula Championship

750 Formula is for two-seater sports racing cars, introduced by the 750 MC in 1949, as its first racing formula. The regulations provide ample scope for the amateur to design and build his own car, and to develop his skills in chassis / suspension design and engine tuning within carefully controlled limits. There are two engine options, either the highly tuned Reliant 850cc or the unmodified Fiat 'FIRE' 1108cc, the latter introduced in 2003 due to the diminishing supply of spares for the Reliant engine. All cars run on a control Yokohama slick tyre.



No	Cls	Driver	Car details	ccs	Hometown
1		Peter Bove	Darvi P-88	1108	Welwyn
2		Mick Harris	Darvi 877	1108	High Wycombe
3		Bob Simpson	SS/F	1108	West Drayton
5		Dave Robson	SDAR/83	1108	Ashbourne
7		Bill Rutter	Darvi Mk5B	1108	Bedford
8		Martin Kemp	Darvi Mk6	1108	Aldershot
10		Ian Allen	ADR T5	1108	Spalding
12		Rod Hill	Mystic T4/21	1108	Ashby-De-La-Zouch
15	B	Andrew Lake	Phoenix	1108	Bedford
22		James Culver	Marrow Mk1	1108	Letchworth Garden City
25	B	Paul Collins	Darvi Mk5	1108	Bedford
27		Sue Buxton	Darvi 5/97	1108	West Malling
28	B	Alan Bunter	Shark 8/750	1108	Sherborne
29	B	Will Johnston Jnr	Centaur Mk16	850	Ridge
34	B	David Heaver	TSR Ingham	1108	Longfield
55		Roger Rowe	Centaur Mk 20	1108	Kidderminster
69	B	Colin Wolstenholme	Darvi Mk5	1108	High Littleton
71	B	Max Sheppard	Sheppard MS750/01	1108	Folkestone
77	B	Dick Hartle	Tristesse Mk7	1108	Gravesend

### 750 Motor Club 750 Formula Championship 2008

1st	201	Peter Bove	4th	162	Roger Rowe
2nd	198	Mick Harris	5th	119	Bob Simpson
3rd	179	Dave Robson	6th	114	Chris Gough

LAP RECORD	Bob Simpson	1:07.88	86.92	27/08/2006
------------	-------------	---------	-------	------------

The Premier Choice Group is a specialist Insurance Intermediary that specialises in all areas of Risk Management with regard to Employee Benefits using a range of over 40 Insurance providers and managing over £25 million of premium on behalf of clients. The scope of schemes comprises all types of Health Insurance products for everything from a self-employed person right up to a very large Company, based either in the UK or overseas, Income Protection schemes Life Cover and Occupational Health, and Absence Management initiatives.

Using the services of the Premier Choice Group means that you have access to enormous buying power and credibility with a wide range of Insurers including all of the well known names, and we can guarantee you a better premium than by going direct. Premier Choice Group is very pleased to be able to sponsor the 2008 750 Formula Championship. So for your total peace of mind and to be in Pole Position for accessing a winning range of Insurance related Risk Solutions, call 01327 353911.

Premier Choice Healthcare Ltd  
is Authorised & Regulated by the Financial Services Authority

## Race 9

13 mins + 1 lap

# 750 Motor Club Golf GTI Championship

During 2007, the 750 Motor Club ran a series of races for the Mk2 VW Golf GTI as a 'trial' for a future championship. Interest in the series and the number of competitors were sufficient to allow the Club to be granted championship status for 2008, which is an exceptionally short gestation period in racing terms. Both the 8 valve (class 1) and 16 valve (class 2) versions are eligible and run to minimum weights. Tuning is very restricted – a 'control' Newman camshaft, 'control' Toyo tyres, uprated suspension, standard gearbox – and the racing is close.



No	Cls	Driver	Car details	ccs	Hometown
1	2	David Parris	VW Golf Gti	1800	Romney Marsh
4	1	Luke Wales	VW Golf Mk2	1800	Thetford
6	2	Alistair Sedwell	VW Golf Mk2	1800	Oxford
7	1	John Mawdsley	Vw Golf GTi	1800	Wirral
9	1	Susanna Kenniston	VW Golf GTi	1800	Thame
10	2	James Colbourne	VW Golf Mk2	1800	Bristol
13	2	Oliver Wilton	VW Golf Mk2	1800	Stroud
14	1	Jamie Butcher	VW Golf Mk2	1800	Abingdon
17	1	Adam Stevenson	VW Golf MK2	1800	Derby
22	1	Mark Christopher	VW Golf Mk2	1800	Cinderford
24	1	Guy Stevens	VW Golf Mk2	1800	Guildford
27	1	Craig Roberts	VW Golf Mk2	1800	
28	2	Adrian Ward	VW Golf GTi	1800	Bournemouth
30	2	Andy Stenning	VW Golf MK2	1800	Pewsey
31	2	Nick Porter	VW Golf Mk2	1800	Wimbourne
33	1	Gemma Hampshire	VW Golf Mk2	1800	Derby
34	1	Craig Deakin	VW Golf GTi	1600	Huddersfield
34	2	Pete Stephens	VW Golf GTi	1600	Salisbury
41	2	Ian Carvell	VW Golf GTi	1800	Daventry
43	2	Christopher Petto	Golf GTi MkII	1800	King's Lynn
47	1	Andrew Walker	VW Golf GTi	1800	Warwick
51	2	Simon Hill	VW Golf Mk2	1800	Knutsford
53	2	Andy Knowlton	VW Golf Mk2	1800	Abingdon
58	2	Frank Arthur	VW Golf Mk2	1800	Sandy
62	1	Andy Holley	VW Golf GTi	1600	Shrewsbury
64	1	Kevin Glover	VW Golf Mk2	1800	Stamford
65	2	Luke Schlewitz	VW Golf Mk2	1781	Spalding
68	2	Verity Young	VW Golf Gti Mk2	1600	Woodbridge
70	2	Tony Marlow	VW Golf Mk2	1800	Northampton
89	1	Sebastian Palmer	Golf GTi Mk2	1800	Daventry

### 750 Motor Club Golf GTI Championship

1st	94	2	Ian Carvell	4th	60	1	John Mawdsley
2nd	67	1	Craig Roberts	5th	59	2	Christopher Petto
3rd	63	1	Luke Wales	6th	54	2	Steven Kaudeur

# Race 10

13 mins + 1 lap

## 750 Motor Club Toyota MR2 Championship

The 750 Motor Club Toyota MR2 Championship is new for 2008 & is for production based sports cars run as near standard specification as possible allowing for safety requirements. There are separate classes. Class A for the Mk1 and class B for the Mk2. Very few modifications from standard are allowed to keep costs down and maintain its aims as a budget series. All cars run on a control Toyo tyre and there are minimum weights in classes to even out the performance.

No	Cls	Driver	Car details	ccs	Hometown
1	B	Patrick Mortell	Toyota MR2 Mk2	2000	Kenilworth
2	B	Rowland Woolley	Toyota MR2 Mk2	2000	Lutterworth
4	B	Nick Jones	Toyota MR2 Mk2	2000	Solihull
5	B	Lee Bullock	Toyota MR2 MK2	2000	Burton-On-Trent
6	B	Clive Morphet	Toyota MR2 MK2	2000	Nottingham
7	B	John Wilson	Toyota MR2 Mk2	2000	Worcester
12	B	Phil Wilson	Toyota MR2 Mk2	2000	Beaconsfield
14	B	Rob Horsfield	Toyota MR2 Mk2	2000	Salisbury
15	A	David Rowe	Toyota MR2 Mk1	1600	Holsworthy
18	B	David Henderson	Toyota MR2 Mk2	2000	Stanley
19	A	Craig Robertson	Toyota MR2	2000	Surbiton
21	A	Ben Rowe	Toyota MR2 Mk1	1600	Holsworthy
26	B	Jeff Holden	Toyota MR2 Mk2	2000	Rochdale
28	B	Zac Chapman	Toyota MR2	2000	Wareham
38	B	David Bryant	Toyota MR2 Mk2	2000	Weedon
41	B	Alastair Topley	Toyota MR2	2000	Mansfield
45	A	David Block	Toyota MR2 MK1	1600	Southampton
57	A	Toni Gladding	Toyota MR2 Mk1	1600	Harpenden
58	B	Steve Lumley	Toyota MR2 MK2	2000	Bury St. Edmunds
64	B	Matthew Marsh	Toyota MR2 MK2	2000	Northampton
69	B	Eliot Dunmore	Toyota MR2	2000	Thame
73	B	Mark Jessop	Toyota MR2 Mk2	2000	Market Rasen
79	A	Jonathan Grimes	Toyota MR2 Mk1	1600	Ascot
80	B	Adam Litchfield	Toyota MR2 Mk2	2000	Woking
87	B	Richard Weaving	Toyota MR2 MK2	2000	Launceston
88	B	Alric Kitson	Toyota MR2 Mk2	2000	Scunthorpe
89	B	David Weaving	Toyota MR2 MK2	2000	Launceston
91	A	Nick Reed	Toyota MR2 Mk1	1600	Towcester
95	B	Anthony Day	Toyota MR2 Mk2	2000	Thame
98	A	Hugh Gilmour	Toyota MR2 Mk1	1600	London
99	A	Arthur Gilmour	Toyota MR2 Mk1	1600	King's Lynn

1st	154	A	Arthur Gilmour	4th	81	A	David Block
2nd	120	A	Jonathan Grimes	5th	57	A	Toni Gladding
3rd	86	A	Hugh Gilmour	6th	46	A	David Rowe

LAP RECORD	A	TBE	-	-	-
LAP RECORD	B	TBE	-	-	-



# Races 11/16

# 13 mins + 1 lap

## Demon Tweaks/Yokohama Stock Hatch Championship

The Stock Hatch Championship, is in its 11<sup>th</sup> year & continues to be the most popular championship in the UK. Modifications are strictly limited to basic rebore and blueprinting along with the use of standard gearbox; ignition systems are 'free'; suspension mods are limited to lowering and uprating of springs and dampers; brakes remain standard with free pad materials; a 'control' Yokohama tyre and a weight penalty for leading cars ensures close racing at very affordable cost.

demon tweaks



No	Cls	Driver	Car details	ccs	Hometown
7		Ryan Bensley	Citroen Saxo VTR	1600	King's Lynn
9		Darren Wilson	Peugeot 106 XSi	1600	Lincoln
10	B	Matt Rozier	Peugeot 205 GTI	1580	Dartford
11		Noel Moffitt	Peugeot 205 GTi	1600	Birmingham
12		Jeff Humphries	Peugeot 106 Rallye	1600	Hook
14		Carl Swan	Peugeot 106 XSi	1600	Rugby
15		James Marshall	Citroen Saxo VTR	1600	Warwick
20		Gareth Wright	Peugeot 106 XSi	1600	Wisbech
22	B	Gary Feakins	Peugeot GTi	1600	Reading
26		Alan Eason	Citroen Saxo	1600	Northampton
30	B	Kieran Forinton	Peugeot 205 GTI	1600	Bedford
34	B	Mark Webster	Fiesta XR2	1600	Thame
39	B	Nick Tearle	Fiesta XR2i	1600	Bedford
41		Martin Ward	Citroen Saxo VTR	1600	Norwich
42	B	Lee Scott	Ford Fiesta XR2i	1600	Basildon
50	B	Wayne Goodwin	Ford Fiesta XR2	1600	Lincoln
51	B	Ben Gladwyn	Peugeot 205 GTI	1580	Pangbourne
59	D	Steve Noble	Citroen Saxo VTR	1600	Reading
64		Pat Grove	Peugeot 106 Rallye	1600	Tewkesbury
66	B	Michael Cox	Fiesta XR2	1600	Kenley
74		Chris Cody	Citroen Saxo VTR	1600	London
75		Joe McMillan	Citroen Saxo	1600	Wisbech
77	B	Andy Philpotts	Ford Fiesta XR2i	1600	Basildon
81		Mark Alden	Peugeot 106 XSi	1600	Cheadle
82		Graham Mulholland	Saxo VTR	1600	Duffield
85		Stuart Herriott	Citroen Saxo VTR	1600	Milton Keynes
97	B	James Rowley	Peugeot 205 GTi	1600	Underwood
101		Robbie Boon	Citroen Saxo VTR	1600	Wisbech
102	B	Toby Harris	Fiesta XR2i	1600	
111	B	Mark Townsend	Nova GSi	1600	Newton Abbot
114		Anthony Cooper	Citroen Saxo	1600	Burnham-On-Sea
115		Andrew Thorpe	Peugeot 106 Xsi	1600	Ilkley
124	B	Pip Hammond	Vauxhall Nova GTE	1598	Barrow
125		Michael Comber	Peugeot 106	1600	Leicester
126		Eric Swan	Peugeot 106	1587	Rugby

The above drivers are in the 1<sup>st</sup> Stock Hatch practice session – those on the next page are in the 2<sup>nd</sup> session. From the combined times of the two sessions the slowest 40 go into Race 11, the remainder into Race 16 which will be topped up to 40 by the top finishers in Race 11.

LAP RECORD

Pete Morgan

1:14.509

79.19

03/03/2001



# Races 11/16

# 13 mins + 1 lap

## Demon Tweeks/Yokohama Stock Hatch Championship

The Stock Hatch Championship, is in its 11<sup>th</sup> year & continues to be the most popular championship in the UK. Modifications are strictly limited to basic rebore and blueprinting along with the use of standard gearbox; ignition systems are 'free'; suspension mods are limited to lowering and uprating of springs and dampers; brakes remain standard with free pad materials; a 'control' Yokohama tyre and a weight penalty for leading cars ensures close racing at very affordable cost.

No	Cls	Driver	Car details	ccs	Hometown
1		Maurice Hayden	Citroen C2 VTS	1600	Wisbech
3		Simon Hunt	Peugeot 106 XSi	1600	Derby
4		Terry Roughton	Citroen Saxo	1600	Wisbech
16	B	Derek Rozier	Fiesta XR2i	1600	Bexley
21		Jamie Golby	Citroen Saxo VTR	1600	Boston
24		Craig Emmerson	Citroen Saxo VTR	1600	Loughborough
25	B	Neil Walsh	Fiesta XR2	1600	Stevenage
27		Nick Carter	Vauxhall Corsa Sport	1400	Louth
37	B	Keith Morgan	Suzuki Swift GTi	1300	Lincoln
45	B	Bob Fossey	Fiesta XR2	1600	Great Yarmouth
46		Liam Sargent	Peugeot 106 XSi	1600	Halesowen
48		Wayne Harris	Citroen Saxo VTR	1600	Wisbech
52		Shaun Hagen	Citroen Saxo VTR	1600	King's Lynn
58		Mike Webb	Citroen Saxo VTR	1600	Brighton
60		Geoff Bluff	Citroen Saxo	1600	Sheffield
67	B	Jason Cox	Fiesta XR2	1600	Gravesend
70	B	Darren Barden	Peugeot 205 GTi	1580	Tunbridge Wells
71	B	Tim Mizen	Fiesta XR2i	1600	Eastbourne
72	B	Jonathan Woolley	Ford Fiesta XR2i	1600	Alfreton
73		Craig McIlvar	Ford Sport Ka	1598	Wellingborough
76	B	Daniel Spencer	Ford Fiesta XR2	1600	Norwich
83		Trevor Gregory	Citroen Saxo VTR	1600	Leighton Buzzard
86	B	Edward Cooper	Nova GSi	1600	Malmesbury
88	B	Damian Cottrell	Peugeot 106 Rallye	1600	Bromsgrove
89		George Murrells	Citroen Saxo VTR	1600	Chelmsford
91		Ashley Collins	Vauxhall Corsa Sport	1400	Worcester
93		Andrew Foley	Saxo VTR	1600	Merthyr Tydfil
99		Craig Varney	Citroen Saxo VTR	1600	Coventry
107	B	Matt Digby	Fiesta XR2	1600	Uxbridge
113		Ian Oakes	Peugeot 106	1600	Crossways
116	B	Colin Thorpe	Fiesta XR2	1600	Ilkley
122		Andrew Tibbs	Citroen Saxo	1600	Spalding
123	B	Rob Taylor	Ford Fiesta XR2	1600	Hailsham

demon tweeks



### 750 Motor Club Stock Hatch Championship 2008

1st	596	Jeff Humphries	4th	503	Simon Hunt
2nd	588	Ryan Bensley	5th	477	Wayne Harris
3rd	525	James Marshall	6th	460	Graham Mulholland

### 750 Motor Club Stock Hatch (Cls B) Championship 2008

1st	197	Lee Scott	4th	146	Gary Feakins
2nd	180	Matt Rozier	5th	131	Derek Rozier
3rd	155	Tim Mizen	6th	126	Matt Digby

**Race 13****13 mins + 1 lap****750 Motor Club 750 Trophy Series**

The 750 Motor Club's 'Historic' racing series, for early 750 Formula, Austin 7 specials, 1172cc side-valve front-engined cars, Historic 500cc F3 cars and other historic and classic cars. New cars have to be built within careful guidelines to ensure compatibility. Engines include Austin 7, Reliant engines (642cc and 748cc OHV, 747cc side-valve), Ford 1172 side-valve and Climax; F3 500cc class must comply with 500 OA.

No	Cls	Driver	Car details	ccs	Hometown
1	C	Don Rawson	Rawson Climax	748	Oswestry
3	C	David Larkins	Gerrell Reliant	850	Cleckheaton
4	C	David Brand	Rawson	1172	Kings Langley
5	A	John Skeavington	Austin Ulster	750	Loughborough
11	D	Roy Wright	Dastle 500	497	Stourport
13	A	Gregan Thruston	Austin Super	747	Henley-In-Arden
14	C	Andrew Born	Phoenix	850	Bedford
15	C	Ulric Hilliam	W E V	850	Spalding
18	C	Linden Brand	JB	850	Chesham
20	C	Paul Mason	Hague	850	Milton Keynes
21	A	Alistair Frayling-Cork	Austin 7 Special	747	Reading
22	I	Roger Windley	Time 3B	850	Lincoln
22	I	Erle Minhinnick	Apal Formula Vee	1300	Reading
24	A	John Gasking	Austin 7	750	Towcester
26	A	Mike Whitby	Austin 7 Mason Special	749	St. Neots
27	C	Grahame Weetman	DNC	850	Oswestry
29	A	Stewart Arklay	Austin 7 Ulster Special	750	Winscombe
30	A	Tim Myall	Austin 7 Pigsty	800	Crowborough
31	A	Graham Chambers	Austin Ulster	750	Canterbury
32	A	David Whetton	A7 Mouse Racer	747	Salisbury
33	D	Mike Gilbert	Cooper Mk IX	500	Sunbury
36	I	Bob Hatton	VW	1300	Aylesbury
42	I	Simon Windley	Historic Vee	1300	Tattershall
50	A	John Church	A7 Rivitt Special	747	Spalding
55	C	John Marshall	Lotus Mk VI	1172	Bristol
55	C	Roger Rowe	RWR	850	Kidderminster
63	A	Keith Whitby	1959 Mason Special	850	Wellingborough
75	A	Mike Peck	Austin 7	750	Westerham

Class A Triple Challenge is supported by:

Castrol Classic Oils

Rod Yates A7 coachbuilder

Pigsty A7 Racing Services



# Race 14

13 mins + 1 lap

## 750 Motor Club Formula 4 Championship

Single seaters running in 3 classes.  
 Class A: Cars built after 1/1/95 plus F3 derived cars.  
 Class B: Cars built before 1/1/95.  
 Class C: Formula Ford Zetec.  
 Engines: Ford CVH, Ford 1800 Zetec in both FF Zetec and modified form, motorcycle engines, Pinto & VW Polo.  
 All classes are limited to 4-speed (or standard box in the bike-engined cars) plus mandatory reverse; these are racing gearboxes with freedom of choice of ratios. Avon control compound slicks; wets are free.

No	Cls	Driver	Car details	ccs	Hometown
3	A	Malcolm Scott	Van Diemen RF00	1800	Upminster
5	A	Jonathan Weston-Taylor	Mygale US 2000	1800	Chesterfield
7	A	Chris Hodgen	Van Diemen RF06	1800	Bolton
8	B	Clive Yorath	Reynard SF84	1000	Cheltenham
10	A	Jennifer Scott	Van Diemen RF99	1800	Barking
19	C	Matthew Wood	Mygale	1800	Chislehurst
21	A	Mark Collinson	Van Dieman RF 00	1800	Sheffield
26	A	Andrew Minnett	Van Diemen	1800	Penrith
27	A	Jeremy Walker	Van Dieman	1800	Bedford
29	A	Chris Timms	Mygale 2000US	1800	Tamworth
31	C	Mark Edwards	Mygale	1800	Guildford
39	C	James Harris	Mygale SJ00	1800	Colchester
43	A	John Roberts	Van Diemen	1800	Harrogate
44	C	Phil Burrows	Mygale SJ01	1800	Shoreham-By-Sea
45	A	Jamie Jardine	Van Dieman	1800	Bolton
54	A	Paul Heavey	Leastone DH001	900	Kilmeague
55	A	Peter Allen	Van Diemen RF00	1796	Brentwood
57	A	Simon Emmerson	Van Dieman RF98	1800	Adderbury
58	A	David Shelton	Van Diemen RF95	2000	Somercoates
64	C	John Whitbourn	Ray GRS02	1800	Burgess Hill
71	A	Andrew Smith	Van Dieman	1800	Bolton
91	B	David Healey	Delta T92	1600	Worcester
96	A	Ankit Love	Tatuus	2000	Kenilworth
99	I	Charles Adrian	Van Diemen RF93	1800	Worcester

### 750 Motor Club Formula 4 Championship 2008

1st	213	A	Jeremy Walker	4th	169	A	Jonathan Weston-Taylor
2nd	202	A	Malcolm Scott	5th	120	A	Chris Timms
3rd	196	A	Peter Allen	6th	106	A	Jennifer Scott

LAP RECORD	A	TBE	-	-	-
LAP RECORD	B	TBE	-	-	-
LAP RECORD	C	TBE	-	-	-



# Race 15

13 mins + 1 lap

## 750 MC *SAXMAX* Championship

Introduced in 2006, this is the 750 Motor Club's championship for Junior drivers, aged 14 – 17 years. The car chosen is the Citroen Saxo VTR with very strict limitations on tuning and very specific safety features in accordance with MSA and FIA standards. The cars run with a control Piper camshaft, a control ECU and all run on the Yokohama C Drive tyre supplied by George Polley Motorsport.

No	Driver	Car details	ccs	Hometown
7	James Colburn	Citroen Saxo	1600	Worthing
13	Josh Cook	Citroen Saxo	1600	Bath
15	Jamie Brown	Citroen Saxo VTR	1600	Dereham
21	Aaron Trigwell	Citroen Saxo	1600	Braintree
22	Emma Laddiman	Citroen Saxo	1600	Norwich
23	Chris Warburton	Citroen Saxo	1600	Leyland
27	Aaron Williamson	Citroen Saxo VTR	1600	Spalding
29	Patrick Fletcher	Citroen Saxo VTR	1600	Reading
31	Matthew Weller	Citroen Saxo	1600	Royston
34	Joe Ferguson	Citroen Saxo VTR	1600	Gt Dunmow
44	Abbie Eaton	Citroen Saxo VTR	1600	Hull
49	Zoe Wenham	Citroen Saxo	1600	Tewkesbury
50	Patrick Mason	Citroen Saxo	1600	Malvern
66	Anton Spires	Citroen Saxo	1600	Buckingham
68	Alexander Lennon	Citroen Saxo	1600	Stowmarket
69	Marcus Niall	Citroen Saxo	1600	Royston
77	Declan Armstrong	Citroen Saxo	1600	Southampton
88	Oliver White	Citroen Saxo	1600	Bath

LAP RECORD	Daniel Brown	1:16.63	77.00	26/08/2006
------------	--------------	---------	-------	------------

### 750 Motor Club *SAXMAX* Championship 2008

1st	200	James Colburn	4th	118	Abbie Eaton
2nd	173	Joe Ferguson	5th	116	Patrick Fletcher
3rd	128	Josh Cook	6th	102	Chris Warburton



# Race 17

13 mins + 1 lap

## 750 Motor Club Locost Championship

The 750 Motor Club Locost Championship is for cars built to the same basic design and using a standard Ford 1300 cc crossflow engine, gearbox and many other standard components. All cars run with a 'control' camshaft from Kent Cams; modifications are limited to a rebore and basic 'blue-printing'. There is also a 'control' tyre, the Yokohama A539. There is free choice of spring rates and anti-roll bars; dampers must be steel-bodied and single-adjustable.

No	Cls	Driver	Car details	ccs	Hometown
1		Declan McDonnell	Locost	1300	Hunsdon
3		Richard Jenkins	Locost	1300	Norwich
4		Alastair Garratt	Locost	1300	Nottingham
5		David Bartholomew	Locost	1300	Reading
11		Samir Abid	Locost	1300	Leamington Spa
14		Matt Cherrington	Locost	1300	Melksham
21		Jason Gibbons	Locost	1300	Bristol
22		Brian Mitcham	Locost	1300	Bury St Edmunds
25		Richard Dixon	Locost	1300	Norwich
28		David Black	Locost	1300	Birmingham
31		Rhys Owen	Locost	1300	Cardiff
34		Sam Brough	Locost	1300	Barnsley
36		Scott Mittell	Locost	1300	Eastleigh
39		Steve Evans	Locost	1300	Leicester
43		Simon Wood	Locost	1300	Cambridge
46		Kevin Lucas	Locost	1300	Ilkeston
47		Robert Palin	Locost	1300	Nantwich
48		Tom Collier	Locost	1300	Canterbury
50		James McAllister	Locost	1300	Glossop
51		Alastair Ecclesfield	Locost	1300	Scunthorpe
55	B	Jon Lanceley	Locost Biotech	1300	Coalville
57		Mike Lear	Locost	1300	Caldicot
59		Carl Pickering	Locost	1300	Brandon
66		Alex Von Ehrheim	Locost	1300	Pontefract
68		Andy Pointer	Locost	1300	Dereham
69		Spencer Lyon	Locost	1300	Bicester
73		Rob Apsey	Locost	1300	Watford
83		Paul Presgraves	Locost	1300	Peterborough
85		James O'Donnell	Locost	1300	Wetherby
87		David Ince	Locost	1300	Braintree
91		Richard Rothery	Locost	1300	Reading
99		Martin Gambling	Locost	1300	Leamington Spa

### LAP RECORD

Daniel Lee  
Stevens

1:14.32

79.39

23/08/2003

### 750 Motor Club Locost Championship 2008

1st	183	Declan McDonnell	4th	131	Alastair Garratt
2nd	180	David Bartholomew	5th	122	Mark Glover
3rd	147	Simon Wood	6th	108	Scott Mittell





# Provisional Qualifying Times - P1

## Bike-Sports & Hot Hatch

Pl	No	Cl	Name	Car	Laps	Time on Lap	Behind	MPH
1	3	BSA	Jonathan WRIGHT	Radical PRO6	15	57.73	6	102.21
2	95	BSA	Richard STABLES	Radical PRO6	16	59.19	11	99.89
3	30	BSA	Simon FORD	Radical Prosport	15	59.44	13	99.27
4	34	BSB	Simon HAM	Radical Prosport	7	59.73	7	98.78
5	15	BSA	Jon-Paul IVEY	Radical Prosport	15	59.79	11	98.69
6	66	BSA	Andy CROCKETT	Radical Prosport	14	1:00.18	14	98.05
7	88	BSA	Jonathan THACKRAY	Radical SR4	15	1:00.58	12	97.40
8	27	BSC	Jean PARKER	Global GT	14	1:02.82	12	93.93
9	7	BSC	Tommy GILMARTIN	Global GT	14	1:03.99	7	92.21
10	21	BSC	Kevin GOATER	Kellforms Retoga	14	1:04.09	11	92.06
11	11	BSB	Oliver HULME	T5 Mission	6	1:04.99	3	90.79
12	12	BSC	Graham MILLER	Global GT1	9	1:05.04	7	90.72
13	42	BSA	Alan WOOD	ADR Sport 3	14	1:05.19	12	90.51
14	73	BSC	Peter BROWN	Radical Clubsport	14	1:05.92	13	89.51
15	85	BSC	John WILKES	Global GT	14	1:06.00	10	89.40
16	17	BSC	Keith O'BRIEN	Global GT1	13	1:06.70	11	88.46
17	64	HHA	Tony DOLLEY	Peugeot 206 GTi	8	1:07.18	5	87.83
18	97	HHB	Andy McLENNAN	Suzuki Swift GTi	13	1:07.91	12	86.89
19	45	HHB	Paul WEST	Peugeot 106 GTi	12	1:08.80	10	85.76
20	31	HHB	Lewis WILLIAMS	Ford Fiesta XR2	13	1:09.32	6	85.12
21	34	HHA	Liam McMILLAN	Renault Clio	13	1:09.38	9	85.04
22	15	HHD	Kevin PULLAN	Honda Type R	12	1:10.96	12	83.15
23	85	HHB	Ian McLAUGHLIN	Suzuki Swift GTi	12	1:14.62	11	79.07
24	1	HHD	Maurice HAYDEN	Citroen C2 VTS	11	1:15.34	7	78.32
25	62	HHB	Cliff PELLIN	Ford Fiesta XR2	4	1:15.46	2	78.19
26	83	HHD	Bill GREGORY	Citroen Saxo VTR	11	1:15.90	10	77.74
27	2	HHA	Ilsa COX	Peugeot 206 GTi	3	1:16.13	2	77.50
28	32	HHB	Richard WALMSLEY	Peugeot 106 GTi	2	1:19.12	2	74.58

### Not-Seen

32	BSA	Paul LE MAITRE	ADR Sports 3
35	BSI	Paul STEELE	Radical SR3
60	BSC	Bill PRICHARD	Global Light GT

Weather / Track: Bright / Dry

Start Time : 09:00


Silverstone National

23 Aug 08 09:19

Clerk of Course :  9 23	Time Issued :	Chief Timekeeper : Terry Stevens 
---	---------------	---

THESE RESULTS REMAIN PROVISIONAL FOR A MINIMUM OF 30 MINUTES FROM THE TIME OF ISSUE AND UNTIL ALL JUDICIAL AND TECHNICAL MATTERS HAVE BEEN SETTLED

Results produced on HS Sports Timing and Results Systems. Results online at [www.750MC.co.uk](http://www.750MC.co.uk)



### Combined Qualifying Times

#### 750 Motor Club Formula Vee Championship

Pos	No	Cl	Name	Car	Session	Laps	Best on Lap	Mph	
1	6	FV	Jake OLIVEIRA	Storm DC07	A	13	1:05.53	10	50.04
2	3	FV	Daniel HANDS	GAC 001	A	14	1:05.68	9	69.84
3	25	FV	Jason KRILLS	GAC 03	A	13	1:05.95	8	83.47
4	44	FV	Paul SMITH	GAC 02	B	14	1:06.17	8	69.17
5	81	FV	Marin DONNA	Scarb	B	13	1:08.22	8	89.10
6	27	FV	John HUGHES	Scarb MK5	B	13	1:08.38	8	88.89
7	87	FV	Jerry ANDERSON	GAC 01	A	13	1:08.45	8	88.79
8	2	FV	Marin FARBER	Sheane	A	13	1:08.48	10	88.75
9	32	FV8	Alan ROBINSON	LeaStone	A	13	1:08.79	8	88.35
10	7	FV	Ian BUXTON	GAC	B	13	1:06.78	10	88.35
11	57	FV	Paul TAYLOR	AHS Challenger	A	13	1:06.84	7	88.28
12	14	FV	Steve OUGH	AHS Challenger	B	13	1:06.91	13	88.18
13	9	FV	Stephen GLASSWELL	Storm	A	11	1:06.95	7	88.13
14	83	FV	David HEAVEY	LeaStone	B	11	1:07.27	7	87.71
15	82	FV	Mark ARMSTRONG	GAC	A	12	1:07.48	10	87.44
16	99	FV	Gedlyn JONES	Spyder	B	12	1:07.62	7	87.25
17	24	FV	Ian JORDAN	Sheane	A	4	1:07.70	4	87.16
18	36	FV8	Tim HILL	Sheane MK3	B	13	1:08.16	10	86.57
19	48	FV	Tim PROBERT	Storm PFI	B	12	1:08.33	9	86.35
20	76	FV	Tom KEHF	AHS Challenger	B	13	1:08.44	7	86.21
21	93	FV	Alan FORSTER	GAC	A	10	1:08.54	9	86.09
22	13	FV	Wayn SMITH	Storm SFI	A	13	1:08.67	11	85.92
23	85	FV	Tony DOWSON	Sheane	A	13	1:08.92	6	85.66
24	80	FV8	Ian FOLEY	Scarb MK2	B	12	1:09.12	12	85.36
25	79	FV	John BOWLES	Ray 97	A	13	1:09.16	7	85.17
26	40	FV8	Charlie BELLY	Sheane	A	13	1:09.18	6	85.17
27	43	FV	Richard HONICK	Sheane MK3	A	12	1:09.42	9	85.00
28	45	FV	Nahle HURREN	AHS Challenger	A	13	1:09.43	11	84.98
29	29	FV8	Marin LITTON	Sheane MK2	A	8	1:09.67	7	84.68
30	80	FV	Bradon CONNOLLY	Sheane MK2	A	13	1:10.07	13	84.21
31	38	FV8	Peter GREGORY	Sheane MK1	A	12	1:10.44	9	83.76
32	60	FV	Robert HIGGINS	Storm S1	A	13	1:10.69	13	83.58
33	21	FV	Richard POTTERTON	Scarb MK2	A	12	1:11.18	9	82.89
34	34	FV	Lee LEVETT	Sheane	B	12	1:11.27	10	82.79
35	89	FV8	Marin BORGOW	ADE MK2	B	12	1:12.41	7	81.49
36	72	FV8	James CONYERS	LeaStone	B	12	1:12.72	6	81.14
37	57	FV	Paul DUNNE	Sheane	B	12	1:12.81	12	81.04
38	52	FV	Anthony MITCHELL	Ray	B	12	1:14.54	7	79.16
39	47	FV	Maii MCCARTHY	Sheane MK1	B	12	1:14.92	7	78.76
40	75	FV	David COTTRELL	Asai MK3	A	12	1:14.97	12	78.70
41	65	FV8	John BENNETT	Sheane MK1	A	11	1:15.23	5	78.43
42	28	FV8	Ben WILLIAMS	Sheane MK1	B	14	1:15.32	9	78.34
43	33	FV8	Steve ROBBINS	Sheane	B	10	1:15.44	7	78.21
44	31	FV8	Phillip FOSTER	AHS Challenger	B	1	1:15.78	1	77.85
45	26	FV	Peter ANDREWS	Sheane MK2	B	11	1:16.28	8	77.35

Clark of Course: 10.16 Time Issued: 23 Aug 08 10:08

Chief Timekeeper: [Signature]

HERE RESULTS REMAIN PROVISIONAL FOR A MINIMUM OF 30 MINUTES FROM THE TIME OF ISSUE AND UNTIL ALL JUDICIAL AND TECHNICAL MATTERS HAVE BEEN SETTLED

Results produced on HS Sports Timing and Results Systems. Results online at www.750MC.co.uk



### Combined Qualifying Times

#### 750 Motor Club Formula Vee Championship

Pos	No	Cl	Name	Car	Session	Laps	Best on Lap	Mph	
46	36	FV	Chris WILSHER	Sheane PV97	A	11	1:16.41	9	77.22
47	38	FV	David EVANS	Sheane MK1	B	11	1:15.52	8	77.11
48	23	FV8	Sam ENGINEER	Sheane MK1	A	8	1:18.62	4	75.05
49	59	FV	Jonathan ROCKLUFF	AHS Challenger	B	9	1:31.03	8	63.42
50	73	FV	Clinton BELL	Venom	B	3	1:38.75	2	59.75

Clark of Course: 10.16 Time Issued: 23 Aug 08 10:08

Chief Timekeeper: [Signature]

HERE RESULTS REMAIN PROVISIONAL FOR A MINIMUM OF 30 MINUTES FROM THE TIME OF ISSUE AND UNTIL ALL JUDICIAL AND TECHNICAL MATTERS HAVE BEEN SETTLED

Results produced on HS Sports Timing and Results Systems. Results online at www.750MC.co.uk



Provisional Qualifying Times - P4  
AB Performance RGB Championship

Pl	No	Cl	Name	Car	Laps	Time on Lap	Behind	MPH	
1	1	BEA	Derek JONES	BDN S2	14	1:01.23	9	96.36	
2	5	BEA	Steve ROBINSON	Genesis RR	13	1:03.96	12	2.73	92.25
3	15	BEA	Doug CARTER	Genesis Evo	13	1:04.09	10	2.86	92.06
4	7	BEB	Paul ROGERS	Stuart Taylor Phoenix	13	1:04.29	13	3.06	91.78
5	24	BEB	Josh SMITH	Stuart Taylor Phoenix	14	1:04.69	12	3.46	91.21
6	6	BEC	John CUTMORE	Westfield Megablade	13	1:05.24	5	4.01	90.44
7	*96	BEC	Tim GRAY	Raw Fulcrum	13	1:05.40	9	4.17	90.22
8	9	BEC	Alastair BOULTON	Stuart Taylor Phoenix	13	1:05.85	13	4.62	89.60
9	17	BEC	David WALE	Fisher Fury	13	1:05.96	8	4.73	89.45
10	63	BEC	Colin CHAPMAN	Fisher Fury	14	1:06.07	14	4.84	89.31
11	26	BEC	Andrew GRANT	Fisher Fury Fireblade	13	1:06.19	13	4.96	89.14
12	19	BEC	Henry CARR	Fisher Fury	12	1:06.23	8	5.00	89.09
13	50	BEC	Tim HOVERD	Fisher Fury	13	1:06.57	8	5.34	88.63
14	27	BEC	Robert GRANT	Raw Striker	13	1:06.59	13	5.36	88.61
15	77	BEC	Phil ALCOCK	Pulsar Blade	9	1:06.77	4	5.54	88.37
16	30	BEB	Stephen DEAN	Fisher Menance	5	1:07.04	4	5.81	88.01
17	16	BEB	Neil CONSTABLE-BERRY	Fisher Fury	13	1:07.06	7	5.83	87.99
18	23	BEA	James WALKER	Westfield Megabusa	6	1:07.11	6	5.88	87.92
19	49	BEB	Tony GAUNT	Wolfe ZXR	13	1:07.21	8	5.98	87.79
20	21	BEC	Mathew GREEN	Fisher Fury	13	1:07.28	9	6.05	87.70
21	29	BEC	Stuart TANTON	Fisher Fury	13	1:07.44	7	6.21	87.49
22	68	BEB	Adrian MOORE	Genesis Evo	13	1:07.54	12	6.31	87.36
23	33	BEA	Bob MORTIMER	Fisher Fury	13	1:08.27	13	7.04	86.43
24	*67	BEC	Tony CARPENTER	Stuart Taylor Phoenix	12	1:09.73	4	8.50	84.62
25	61	BEA	Mike ALLEN	Tiger MAE	12	1:10.37	11	9.14	83.85
26	44	BEC	Judi DERISLEY	Fisher Fury	12	1:12.30	12	11.07	81.61

Not-Seen

28 BEC Steve WISEMAN Fisher Fury

\* No 67 & 96 - NO TRANSPONDER SIGNAL DETECTED

Weather / Track: Cloudy / Dry

Start Time : 10:08

Silverstone National

23 Aug 08 10:25

Clerk of Course :  10-51	Time Issued :	Chief Timekeeper : Terry Stevens 
--	---------------	---

THESE RESULTS REMAIN PROVISIONAL FOR A MINIMUM OF 30 MINUTES FROM THE TIME OF ISSUE AND UNTIL ALL JUDICIAL AND TECHNICAL MATTERS HAVE BEEN SETTLED

Results produced on HS Sports Timing and Results Systems. Results online at [www.750MC.co.uk](http://www.750MC.co.uk)





## Provisional Qualifying Times - P5

### 750 Motor Club Kit Car Championship

Pl	No	Cl	Name	Car	Laps	Time on Lap	Behind	MPH	
1	2	KCB	Gary GOODYEAR	Raw Fulcrum	14	1:04.76	14	91.11	
2	33	KCB	Stephen WARD	Raw Striker	13	1:04.97	11	0.21	90.82
3	60	KCA	Andrew STERLING	Dax Rush	13	1:05.02	11	0.26	90.75
4	7	KCC	Steve TAYLOR	Phoenix	8	1:05.30	7	0.54	90.36
5	24	KCC	Guy HUSSEY	RAW Striker	13	1:05.45	6	0.69	90.15
6	1	KCC	Andy HILEY	Taydec Mk2	13	1:05.46	7	0.70	90.14
7	54	KCC	Andrew WARD	Sylva Phoenix	9	1:05.48	9	0.72	90.11
8	11	KCC	Jason STIRZAKER	Fisher Fury	13	1:05.55	7	0.79	90.01
9	75	KCA	Matthew LEWIS	MNR Vortex	13	1:05.57	7	0.81	89.99
10	30	KCC	Darryl BECKWITH	Procomp LA Gold	7	1:05.68	6	0.92	89.84
11	96	KCC	Erik FAIRBAIRN	Sylva Striker	13	1:05.95	6	1.19	89.47
12	21	KCC	Stephen LANSLEY	Procomp La Gold	13	1:06.46	10	1.70	88.78
13	86	KCC	Stephen BELL	Sylva Striker	13	1:06.57	12	1.81	88.63
14	39	KCC	Chris SCOPES	Procomp LA Gold	13	1:06.79	11	2.03	88.34
15	36	KCB	Ian KEMPSON	MK Indy	13	1:07.23	7	2.47	87.76
16	56	KCA	John SAMPSON	Quantom Xtreme	13	1:07.41	6	2.65	87.53
17	25	KCC	Colin BENHAM	Locost	13	1:08.02	10	3.26	86.75
18	19	KCA	Nigel BROWN	Sylva Phoenix	13	1:08.70	11	3.94	85.89
19	62	KCA	Nic SCOTT	Sylva Striker Mk2	13	1:09.23	4	4.47	85.23
20	22	KCC	Martin TYMAN	Taydec	8	1:10.44	3	5.68	83.76
21	29	KCB	Andrew LANCASTER	Locost	12	1:11.44	12	6.68	82.59

Not-Seen

31	KCB	Peter ROBINSON	Sylva Striker
38	KCC	Tony SOUTHGATE	Sylva Phoenix

No 22 - NO TRANSPONDER SIGNAL DETECTED. No 21 - low hits please check transponder location.

Weather / Track: Bright / Dry

Start Time : 10:32


Silverstone National

23 Aug 08 10:49

Clerk of Course :  10-51	Time Issued :	Chief Timekeeper : Terry Stevens 
---	---------------	---

THESE RESULTS REMAIN PROVISIONAL FOR A MINIMUM OF 30 MINUTES FROM THE TIME OF ISSUE AND UNTIL ALL JUDICIAL AND TECHNICAL MATTERS HAVE BEEN SETTLED

Results produced on HS Sports Timing and Results Systems. Results online at [www.750MC.co.uk](http://www.750MC.co.uk)



## Provisional Qualifying Times - P6

### Mallock Gold Cup Scratch Race

Pl	No	Cl	Name	Car	Laps	Time on Lap	Behind	MPH
1	17	M	Michael MALLOCK	Mallock Mk18	7	57.72	6	102.22
2	11	M	Mark CHARTERIS	Mallock Mk20	15	58.52	11	100.83
3	33	M	John HARRISON	Mallock Mk21	13	1:00.16	10	98.08
4	18	M	Malcolm JACKSON	Mallock Mk20B	14	1:00.23	6	97.96
5	1	M	Peter HARPER	Mallock Mk20B	14	1:00.87	8	96.93
6	41	M	Bob CROZIER	Mallock Mk11	13	1:01.29	7	96.27
7	12	M	Howard PAYNE	Mallock Mk31	13	1:01.77	10	95.52
8	3	M	Adrian LESTER	Mallock Mk35	14	1:02.25	13	94.79
9	4	M	Mike HICKSON	Mallock Mk20B	10	1:02.29	10	94.72
10	91	M	Michelle HAYWARD	Mallock Mk27	13	1:02.47	7	94.45
11	54	M	Ian CROMBIE	Mallock Mk28B	14	1:02.47	8	94.45
12	38	M	Graham ONION	Mallock Mk14E	13	1:03.00	13	93.66
13	7	M	Mike EVANS	Mallock Mk20	13	1:03.03	13	93.61
14	66	M	Nigel CORRY	Mallock Mk30	13	1:04.00	12	92.19
15	51	M	Barry WEBB	Mallock Mk16	13	1:04.27	12	91.81
16	43	M	Chris HART	Mallock Mk18	10	1:04.72	5	91.17
17	* 30	M	Clive LESTER	Mallock Mk29	13	1:05.12	8	90.61
18	14	M	Arthur DICKENS	Mallock Mk29	13	1:05.30	13	90.36
19	27	M	Gareth BARNETT	Mallock Mk21	12	1:06.21	11	89.12
20	19	M	Christopher BURNHAM	Mallock Mk21	13	1:07.03	7	88.03
21	6	M	Malcolm MITTON	Mallock Mk20	13	1:07.36	12	87.60
22	0	M	Neil THOMPSON	Mallock Mk11	7	1:07.54	2	87.36
23	42	M	Ian MEGSON	Mallock Mk18	12	1:07.89	11	86.91
24	5	M	Ray MALLOCK	Mallock Mk9	13	1:07.98	13	86.80
25	22	M	Alze FULCO	Mallock Mk24B	10	1:08.23	9	86.48
26	44	M	Greg WOOD	Mallock Mk32	12	1:09.68	9	84.68
27	77	M	Bob YARWOOD	Mallock Mk8	12	1:10.26	5	83.98
28	65	M	David BAIN	Mallock Mk11B	12	1:10.69	11	83.47
29	69	M	Alan DAVENPORT	Mallock Mk18	12	1:11.41	10	82.63
30	16	M	Jeremy BOUCKLEY	Mallock Mk22	12	1:11.73	10	82.26
31	75	M	Richard FRY	Mallock Mk8B	11	1:12.66	6	81.21
32	9	M	Richard MALLOCK	Mallock Mk6	5	1:15.28	4	78.38
33	99	M	Richard IBRAHIM	Mallock Mk8B	11	1:15.88	5	77.76
34	97	M	Richard WALTERS	Mallock Mk16	10	1:19.82	10	73.92
35	2	M	Roger WINDLEY	Mallock Mk6	1	1:28.48	1	66.69

#### Not-Seen

10	M	Karl DEMPSEY	Mallock P20
8	M	Ciaran DEMPSEY	Mallock Mk30


\* No 30 - NO TRANSPONDER SIGNAL DETECTED

Weather / Track: Sunny / Dry

Start Time : 10:52

Silverstone National

23 Aug 08 11:12

Clerk of Course :  11/14	Time Issued :	Chief Timekeeper : Terry Stevens
--	---------------	----------------------------------

THESE RESULTS REMAIN PROVISIONAL FOR A MINIMUM OF 30 MINUTES FROM THE TIME OF ISSUE AND UNTIL ALL JUDICIAL AND TECHNICAL MATTERS HAVE BEEN  
SFTTI FD

Results produced on HS Sports Timing and Results Systems. Results online at [www.750MC.co.uk](http://www.750MC.co.uk)



Provisional Qualifying Times - P7  
Premier Choice Group 750 Formula Championship

Pl	No	Cl	Name	Car	Laps	Time on Lap	Behind	MPH
1	1	F7	Peter BOVE	Darvi P-88	14	1:06.89	11	88.21
2	3	F7	Bob SIMPSON	SS/F	13	1:07.11	9	0.22
3	2	F7	Mick HARRIS	Darvi 877	13	1:07.30	10	0.41
4	29	F7B	Will JOHNSTON JNR	Centaur Mk16	10	1:07.89	9	1.00
5	5	F7	Dave ROBSON	SDAR/83	10	1:07.90	8	1.01
6	10	F7	Ian ALLEN	ADR T5	13	1:09.27	11	2.38
7	12	F7	Rod HILL	Mystic T4/21	10	1:09.71	10	2.82
8	7	F7	Bill RUTTER	Darvi Mk5B	10	1:09.73	9	2.84
9	69	F7B	Colin WOLSTENHOLME	Darvi Mk5	13	1:09.90	9	3.01
10	55	F7	Roger ROWE	Centaur Mk20	4	1:10.07	3	3.18
11	71	F7B	Max SHEPPARD	Sheppard MS750/01	12	1:11.24	11	4.35
12	15	F7B	Andrew LAKE	Phoenix	12	1:12.10	8	5.21
13	27	F7	Sue BUXTON	Darvi 5/97	12	1:12.32	10	5.43
14	25	F7B	Paul COLLINS	Darvi Mk5	12	1:12.91	8	6.02
15	34	F7B	David HEAVER	TSR Ingham	12	1:14.37	10	7.48
16	77	F7B	Dick HARTLE	Tristesse Mk7	12	1:14.56	9	7.67
17	22	F7	James CULVER	Marrow Mk1	4	1:17.60	3	10.71
18	* 28	F7B	Alan BUNTER	Shark 8/750	9	1:19.17	4	12.28

Not-Seen

8 F7 Martin KEMP Darvi Mk6

\* No 28 - NO TRANSPONDER SIGNAL DETECTED

Weather / Track: Bright / Dry

Start Time : 11:14

Silverstone National

23 Aug 08 11:31

Clerk of Course : <i>AK 11-38</i>	Time Issued :	Chief Timekeeper : Terry Stevens
--------------------------------------	---------------	----------------------------------

THESE RESULTS REMAIN PROVISIONAL FOR A MINIMUM OF 30 MINUTES FROM THE TIME OF ISSUE AND UNTIL ALL JUDICIAL AND TECHNICAL MATTERS HAVE BEEN SETTLED

Results produced on HS Sports Timing and Results Systems. Results online at [www.750MC.co.uk](http://www.750MC.co.uk)



Provisional Qualifying Times - P8  
750 Motor Club Golf GTi Championship

Pl	No	Cl	Name	Car	Laps	Time on Lap	Behind	MPH
1	41	VW2	Ian CARVELL	VW Golf GTi Mk2	11	1:12.28	5	81.63
2	43	VW2	Christopher PETTO	VW Golf GTi Mk2	12	1:12.93	9	80.90
3	31	VW2	Nick PORTER	VW Golf GTi Mk2	11	1:13.05	9	80.77
4	65	VW2	Luke SCHLEWITZ	VW Golf GTi Mk2	12	1:13.42	11	80.37
5	68	VW2	Verity YOUNG	VW Golf GTi Mk2	12	1:14.11	6	79.62
6	7	VW1	John MAWDSLEY	VW Golf GTi Mk2	12	1:14.32	2	79.39
7	51	VW2	Simon HILL	VW Golf GTi Mk2	12	1:14.60	7	79.09
8	30	VW2	Andy STENNING	VW Golf GTi Mk2	11	1:14.67	7	79.02
9	37	VW2	Jamie PACKHAM	VW Golf GTi Mk2	11	1:14.74	5	78.95
10	28	VW2	Adrian WARD	VW Golf GTi Mk2	12	1:14.76	10	78.92
11	20	VW2	John HILLON	VW Golf GTi Mk2	12	1:14.77	3	78.91
12	4	VW1	Luke WALES	VW Golf GTi Mk2	11	1:14.81	7	78.87
13	53	VW2	Andy KNOWLTON	VW Golf GTi Mk2	12	1:14.97	8	78.70
14	1	VW2	David PARRIS	VW Golf GTi Mk2	11	1:15.00	11	78.67
15	27	VW1	Craig ROBERTS	VW Golf GTi Mk2	12	1:15.02	11	78.65
16	58	VW2	Frank ARTHUR	VW Golf GTi Mk2	12	1:15.45	8	78.20
17	13	VW2	Oliver WILTON	VW Golf GTi Mk2	12	1:15.71	5	77.93
18	33	VW1	Gemma HAMPSHIRE	VW Golf GTi Mk2	11	1:15.94	10	77.70
19	17	VW1	Adam STEVENSON	VW Golf GTi Mk2	10	1:16.03	5	77.61
20	24	VW1	Guy STEVENS	VW Golf GTi Mk2	12	1:16.32	4	77.31
21	70	VW2	Anthony MARLOW	VW Golf GTi Mk2	12	1:16.47	5	77.16
22	64	VW1	Kevin GLOVER	VW Golf GTi Mk2	12	1:16.55	12	77.08
23	14	VW1	Jamie BUTCHER	VW Golf GTi Mk2	11	1:16.62	10	77.01
24	34	VW2	Pete STEPHENS	VW Golf GTi Mk2	11	1:17.04	10	76.59
25	35	VW1	Craig DEAKIN	VW Golf GTi Mk2	11	1:17.14	9	76.49
26	89	VW1	Sebastian PALMER	VW Golf GTi Mk2	11	1:17.27	11	76.36
27	47	VW1	Andrew WALKER	VW Golf GTi Mk2	12	1:17.31	6	76.32
28	62	VW1	Andy HOLLEY	VW Golf GTi Mk2	11	1:17.41	9	76.22
29	9	VW1	Susanna KENNISTON	VW Golf GTi Mk2	11	1:17.42	9	76.21
30	22	VW1	Mark CHRISTOPHER	VW Golf GTi Mk2	11	1:18.74	4	74.94
31	6	VW2	Alistair SEDWELL	VW Golf GTi Mk2	11	1:18.86	8	74.82
32	10	VW2	James COLBOURNE	VW Golf GTi Mk2	3	1:25.26	1	69.20

Weather / Track:

Start Time : 11:36

Silverstone National

23 Aug 08 11:53

Clerk of Course :  11.58	Time Issued :	Chief Timekeeper : Terry Stevens 
--	---------------	---

THESE RESULTS REMAIN PROVISIONAL FOR A MINIMUM OF 30 MINUTES FROM THE TIME OF ISSUE AND UNTIL ALL JUDICIAL AND TECHNICAL MATTERS HAVE BEEN SETTLED

Results produced on HS Sports Timing and Results Systems. Results online at [www.750MC.co.uk](http://www.750MC.co.uk)



## Provisional Qualifying Times - P9

### 750 Motor Club MR2 Championship

Pl	No	Cl	Name	Car	Laps	Time on Lap	Behind	MPH	
1	88	MRB	Alric KITSON	Toyota MR2 Mk2	12	1:11.76	8	82.22	
2	1	MRE	Patrick MORTELL	Toyota MR2 Mk2	9	1:11.80	8	0.04	82.18
3	58	MRB	Steve LUMLEY	Toyota MR2 Mk2	12	1:11.93	3	0.17	82.03
4	80	MRB	Adam LITCHFIELD	Toyota MR2 Mk2	11	1:11.93	5	0.17	82.03
5	73	MRB	Mark JESSOP	Toyota MR2 Mk2	9	1:12.04	8	0.28	81.90
6	69	MRB	Eliot DUNMORE	Toyota MR2 Mk2	12	1:12.44	5	0.68	81.45
7	41	MRB	Alastair TOPLEY	Toyota MR2 Mk2	12	1:12.58	11	0.82	81.30
8	28	MRB	Zac CHAPMAN	Toyota MR2 Mk2	12	1:12.74	6	0.98	81.12
9	18	MRB	David HENDERSON	Toyota MR2 Mk2	11	1:12.74	10	0.98	81.12
10	64	MRB	Matthew MARSH	Toyota MR2 Mk2	12	1:12.76	12	1.00	81.09
11	95	MRB	Anthony DAY	Toyota MR2 Mk2	12	1:13.05	8	1.29	80.77
12	89	MRB	David WEAVING	Toyota MR2 Mk2	12	1:13.05	8	1.29	80.77
13	7	MRB	John WILSON	Toyota MR2 Mk2	12	1:13.05	11	1.29	80.77
14	12	MRB	Phil WILSON	Toyota MR2 Mk2	12	1:13.09	7	1.33	80.73
15	14	MRB	Rob HORSFIELD	Toyota MR2 Mk2	5	1:13.13	4	1.37	80.68
16	2	MRB	Rowland WOOLLEY	Toyota MR2 Mk2	12	1:13.37	11	1.61	80.42
17	4	MRB	Nick JONES	Toyota MR2 Mk2	12	1:13.52	11	1.76	80.26
18	38	MRB	David BRYANT	Toyota MR2 Mk2	12	1:13.73	8	1.97	80.03
19	19	MRB	Craig ROBERTSON	Toyota MR2 Mk2	12	1:13.84	11	2.08	79.91
20	6	MRB	Clive MORPHETT	Toyota MR2 Mk2	12	1:14.36	5	2.60	79.35
21	87	MRB	Richard WEAVING	Toyota MR2 Mk2	12	1:14.65	4	2.89	79.04
22	5	MRB	Lee BULLOCK	Toyota MR2 Mk2	12	1:14.84	4	3.08	78.84
23	98	MRA	Hugh GILMOUR	Toyota MR2 Mk1	12	1:15.68	8	3.92	77.97
24	26	MRB	Jeff HOLDEN	Toyota MR2 Mk2	12	1:16.00	11	4.24	77.64
25	99	MRA	Arthur GILMOUR	Toyota MR2 Mk1	12	1:16.02	5	4.26	77.62
26	79	MRA	Jonathan GRIMES	Toyota MR2 Mk1	12	1:16.35	3	4.59	77.28
27	91	MRA	Nick REED	Toyota MR2 Mk1	11	1:16.81	4	5.05	76.82
28	45	MRA	David BLOCK	Toyota MR2 Mk1	12	1:17.20	4	5.44	76.43
29	57	MRA	Toni GLADDING	Toyota MR2 Mk1	11	1:17.71	4	5.95	75.93
30	21	MRA	Ben ROWE	Toyota MR2 Mk1	11	1:19.11	11	7.35	74.58
31	15	MRA	David ROWE	Toyota MR2 Mk1	10	1:24.59	10	12.83	69.75

Weather / Track: Bright / Dry

Start Time : 11:56

Silverstone National

23-Aug 08 12:13

Clerk of Course :  12-17	Time Issued :	Chief Timekeeper : Terry Stevens 
---	---------------	---

THESE RESULTS REMAIN PROVISIONAL FOR A MINIMUM OF 30 MINUTES FROM THE TIME OF ISSUE AND UNTIL ALL JUDICIAL AND TECHNICAL MATTERS HAVE BEEN SETTLED



Provisional Qualifying Times - P11 - Session A  
 Demon Tweaks / Yokohama Stock Hatch  
 Championship

Pl	No	Cl	Name	Car	Laps	Time on Lap	Behind	MPH
1	7	SH	Ryan BENSLEY	Citroen Saxo VTR	11	1:21.18	11	72.68
2	20	SH	Garen WRIGHT	Peugot 106 XR2	11	1:21.50	10	72.46
3	15	SH	James MARSHALL	Citroen Saxo VTR	11	1:22.39	10	71.62
4	74	SH	Chris COOBY	Citroen Saxo VTR	10	1:22.44	10	71.57
5	22	SHB	Gery FEAKINS	Peugot 205 GTI	11	1:22.65	11	71.39
6	12	SH	Jeff HUMPHRIES	Peugot 106 Rallye	10	1:22.72	10	71.33
7	41	SH	Mark WARD	Citroen Saxo VTR	10	1:23.21	10	70.91
8	10	SHB	Mark ROZIER	Peugot 205 GTI	10	1:23.85	9	70.27
9	121	SHB	Andrew FELS	Peugot 205 GTI	10	1:23.95	10	70.28
10	115	SH	Andrew THORPE	Peugot 106 XR2	11	1:24.01	10	70.23
11	11	SHB	Nod MORFITT	Peugot 205 GTI	10	1:24.45	10	69.65
12	77	SHB	Andy PHILLIPPS	Ford Fiesta XR2i	10	1:24.71	9	69.65
13	82	SH	Graham WILHOLLAND	Citroen Saxo VTR	10	1:24.77	10	69.56
14	42	SHB	Lee SCOTT	Ford Fiesta XR2i	10	1:24.83	10	69.56
15	14	SH	Carl SWAN	Citroen Saxo VTR	10	1:24.85	10	69.54
16	26	SH	Alan EASON	Citroen Saxo VTR	10	1:24.96	10	69.44
17	9	SH	Darren WILLSON	Peugot 106 XR2	10	1:24.97	10	69.44
18	75	SH	Joe McMILLAN	Citroen Saxo VTR	8	1:25.18	8	69.27
19	50	SHB	Wayne GOODWIN	Ford Fiesta XR2	10	1:25.24	10	69.22
20	30	SHB	Kieran FORNITON	Peugot 205 GTI	10	1:25.36	9	69.12
21	64	SH	Pat GROVE	Peugot 106 Rallye	10	1:25.85	9	68.73
22	124	SHB	Pip HAMMOND	Vauxhall Nova GTE	10	1:25.88	9	68.71
23	66	SHB	Michael COX	Ford Fiesta XR2	10	1:26.42	10	68.63
24	51	SHB	Ben GLADWIN	Peugot 205 GTI	10	1:26.42	10	68.28
25	144	SH	Anthony COOPER	Citroen Saxo	10	1:26.91	10	68.19
26	125	SH	Michael COMBER	Peugot 106	10	1:27.45	10	67.47
27	34	SHB	Mark WEBSTER	Ford Fiesta XR2	10	1:27.50	9	67.33
28	102	SHB	Toby HARRIS	Ford Fiesta XR2i	10	1:27.83	7	67.13
29	81	SH	Mark ALDEN	Peugot 106 XR2i	10	1:28.13	10	66.95
30	101	SH	Robin BOON	Citroen Saxo VTR	8	1:28.30	7	66.82
31	97	SHB	James ROWLEY	Peugot 205 GTI	10	1:30.02	10	66.55
32	59	SH	Steve KOBLE	Citroen Saxo VTR	6	1:31.38	5	64.57
33	111	SHB	Mark TOWNSEND	Vauxhall Nova GSI	9	1:31.85	9	64.24
34	126	SH	Eric SWAN	Peugot 106	9	1:32.00	6	64.13
35	39	SHB	Nick TEARLE	Ford Fiesta XR2i	9	1:32.67	7	62.99
36	85	SH	Stuart HERIOTT	Citroen Saxo VTR	9	1:34.44	5	62.49

A No 39 - NO TRANSDUCER SIGNAL DETECTED. No 31 - low fuel please check transponder position

Weather / Track: Cloudy / Drying  
 Start Time : 11:11  
 Silverstone National  
 Chief Timekeeper : Terry Stevens  
 24 Aug 08 11:30  
 Date of Course: 18.12  
 THESE RESULTS REMAIN PROVISIONAL FOR A MINIMUM OF 20 MINUTES FROM THE TIME OF ISSUE AND UNTIL ALL JUDICIAL AND TECHNICAL MATTERS HAVE BEEN SETTLED

Results produced on HS Sports Timing and Results Systems. Results online at www.7500MC.co.uk



Provisional Qualifying Times - P12 - Session B  
 Demon Tweaks / Yokohama Stock Hatch  
 Championship

Pl	No	Cl	Name	Car	Laps	Time on Lap	Behind	MPH
1	1	SH	Maurice HAYDEN	Citroen C2 VTR	12	1:14.80	12	78.88
2	89	SH	George MURRELLS	Citroen Saxo VTR	12	1:15.46	12	78.45
3	4	SH	Terry ROUGHTON	Citroen Saxo VTR	12	1:15.50	11	78.45
4	58	SH	Alan HASSELL	Citroen Saxo VTR	12	1:15.95	11	77.69
5	3	SH	Simon HUNT	Peugot 106 XR2	12	1:16.97	12	77.67
6	107	SHB	Mark DICKEY	Ford Fiesta XR2	11	1:16.10	10	77.53
7	52	SH	Shaun HASEN	Citroen Saxo VTR	12	1:16.47	11	77.15
8	48	SH	Wayne HARRIS	Citroen Saxo VTR	11	1:16.58	11	77.05
9	71	SHB	Tim WIZEN	Ford Fiesta XR2i	12	1:16.57	12	77.05
10	91	SH	Ashley COLLINS	Vauxhall Corsa Sport	12	1:16.50	9	77.03
11	27	SH	Nick CARTER	Vauxhall Corsa Sport	12	1:16.55	11	76.99
12	88	SHB	Damian COTTRELL	Ford Fiesta XR2	6	1:16.72	5	76.91
13	73	SH	Craig MULLVAR	Ford Sport Ka	12	1:16.74	11	76.89
14	122	SH	Andrew THIBBS	Citroen Saxo VTR	12	1:16.83	11	76.80
15	93	SH	Andrew WOLLEY	Citroen Saxo VTR	10	1:16.83	10	76.80
16	72	SHB	Jonathan WOOLLEY	Ford Fiesta XR2i	12	1:16.92	7	76.71
17	47	SH	Will SARGENT	Peugot 106 XR2	11	1:17.16	11	76.45
18	113	SH	Ian OAKES	Peugot 106 XR2	11	1:17.37	10	76.26
19	70	SHB	Darren BARROEN	Peugot 205 GTI	11	1:17.38	9	76.25
20	24	SH	Craig EMMERSON	Citroen Saxo VTR	11	1:17.62	9	76.02
21	86	SHB	Edward COOPER	Vauxhall Nova GSI	11	1:18.09	8	75.56
22	63	SH	Trevor GREGORY	Citroen Saxo VTR	11	1:18.30	11	75.35
23	47	SHB	Jason COX	Ford Fiesta XR2	11	1:18.35	8	75.31
24	37	SHB	Keith MORGAN	Suzuki Swift GTi	11	1:18.46	9	75.20
25	25	SHB	Nail WALSH	Ford Fiesta XR2	11	1:18.51	7	75.15
26	21	SH	Jamie COLBY	Peugot 106 XR2	10	1:18.52	9	74.89
27	46	SH	Liam SARGENT	Citroen Saxo VTR	11	1:18.79	11	74.89
28	116	SHB	Chad THORPE	Ford Fiesta XR2	11	1:18.88	11	74.61
29	18	SHB	Derek ROZIER	Ford Fiesta XR2i	11	1:19.06	11	74.51
30	78	SHB	Daniel SPENCER	Citroen Saxo VTR	10	1:19.26	9	74.35
31	99	SH	Craig VARNEY	Ford Fiesta XR2	4	1:19.89	4	73.86
32	123	SHB	Rob TAYLOR	Ford Fiesta XR2	11	1:20.33	10	73.45
33	60	SH	Geoff BLUFF	Citroen Saxo VTR	11	1:20.84	10	72.99

NOT-SEEN: Bob POSSEY  
 Track conditions changed to fast session

Weather / Track: Bright / Drying more  
 Start Time : 11:35  
 Silverstone National  
 Chief Timekeeper : Terry Stevens  
 24 Aug 08 11:54  
 Date of Course: 18.12  
 THESE RESULTS REMAIN PROVISIONAL FOR A MINIMUM OF 20 MINUTES FROM THE TIME OF ISSUE AND UNTIL ALL JUDICIAL AND TECHNICAL MATTERS HAVE BEEN SETTLED

Results produced on HS Sports Timing and Results Systems. Results online at www.7500MC.co.uk



## Provisional Qualifying Times - P13

### 750 Trophy Series

Pl	No	Cl	Name	Car	Laps	Time on Lap	Behind	MPH	
1	55	TC	Roger ROWE	RWR	11	1:16.92	9	76.71	
2	20	TC	Paul MASON	Hague	9	1:17.74	9	0.82	75.90
3	18	TC	Linden BRAND	JB	11	1:18.26	9	1.34	75.39
4	4	TC	David BRAND	Rawson	11	1:18.75	9	1.83	74.93
5	2	TI	Roger WINDLEY	Time 3B	11	1:19.46	10	2.54	74.26
6	3	TC	David LARKINS	Gerrell Reliant	11	1:20.24	10	3.32	73.53
7	27	TC	Grahame WEETMAN	DNC	10	1:21.95	9	5.03	72.00
8	1	TC	Don RAWSON	Rawson Climax	10	1:22.81	7	5.89	71.25
9	63	TC	Keith WHITBY	Omega	10	1:23.68	6	6.76	70.51
10	22	TI	Erle MINHINNICK	Apal Formula Vee	2	1:24.41	2	7.49	69.90
11	42	TI	Simon WINDLEY	Historic Vee	10	1:26.06	9	9.14	68.56
12	75	TA	Mike PECK	Austin 7	10	1:26.38	7	9.46	68.31
13	14	TC	Andrew BORN	Phoenix	9	1:28.11	7	11.19	66.97
14	29	TA	Stewart ARKLAY	Austin 7 Ulster Special	10	1:28.83	6	11.91	66.42
15	33	TD	Mike GILBERT	Cooper Mk IX	6	1:29.80	6	12.88	65.71
16	30	TA	Tim MYALL	Austin 7 Pigsty	8	1:29.86	7	12.94	65.66
17	13	TA	Gregan THRUSTON	Austin Super	10	1:29.95	9	13.03	65.60
18	50	TA	John CHURCH	A7 Rivitt Special	9	1:29.96	9	13.04	65.59
19	5	TA	John SKEAVINGTON	Austin Ulster	10	1:30.11	8	13.19	65.48
20	11	TD	Roy WRIGHT	Dastle 500	9	1:30.35	6	13.43	65.31
21	31	TA	Graham CHAMBERS	Austin Ulster	9	1:31.94	6	15.02	64.18
22	56	TC	John MARSHALL	Lotus Mk VI	10	1:32.00	9	15.08	64.13
23	32	TA	David WHETTON	A7 Mouse Racer	10	1:32.60	10	15.68	63.72
24	21	TA	Alistair FRAYLING-CORK	Austin 7 Special	9	1:36.51	9	19.59	61.14
25	24	TA	John GASKING	Austin 7	9	1:36.82	7	19.90	60.94
26	26	TA	Mike WHITBY	Austin 7 Mason Special	9	1:38.82	6	21.90	59.71
27	15	TC	Ulric HILLIAM	WEV	8	1:49.87	6	32.95	53.70

#### Not-Seen

25	TA	David ASPLIN	1931 Ulster Type
36	TI	Bob HATTON	VW

No 20 & 50 - NO TRANSPONDER SIGNAL DETECTED

Weather / Track: Cloudy / Dry

Start Time : 11:57

Silverstone National

24 Aug 08 12:16

Clerk of Course :  12.20	Time Issued :	Chief Timekeeper : Terry Stevens 
--	---------------	---

THESE RESULTS REMAIN PROVISIONAL FOR A MINIMUM OF 30 MINUTES FROM THE TIME OF ISSUE AND UNTIL ALL JUDICIAL AND TECHNICAL MATTERS HAVE BEEN  
SFTTI FD

Results produced on HS Sports Timing and Results Systems. Results online at [www.750MC.co.uk](http://www.750MC.co.uk)



**Provisional Qualifying Times - P14**  
**750 Motor Club Formula 4 Championship**

Pl	No	Cl	Name	Car	Laps	Time on Lap	Behind	MPH	
1	27	F4A	Jeremy WALKER	Van Diemen	14	59.11	5	99.82	
2	5	F4A	Jonathan WESTON-TAYLOR	Mygale US 2000	8	1:00.74	5	1.63	97.14
3	45	F4A	Jamie JARDINE	Van Diemen	13	1:01.22	5	2.11	96.38
4	29	F4A	Chris TIMMS	Mygale 2000US	7	1:01.39	4	2.28	96.11
5	55	F4A	Peter ALLEN	Van Diemen RF00	14	1:01.44	5	2.33	96.04
6	7	F4A	Chris HODGEN	Van Diemen RF06	13	1:01.80	12	2.69	95.48
7	43	F4A	John ROBERTS	Van Diemen	7	1:01.95	5	2.84	95.24
8	99	F4I	Charles ADRIAN	Van Diemen RF93	13	1:02.39	5	3.28	94.57
9	19	F4C	Matthew WOOD	Mygale	8	1:02.66	5	3.55	94.17
10	71	F4A	Andrew SMITH	Van Diemen	9	1:02.84	5	3.73	93.90
11	10	F4A	Jennifer SCOTT	Van Diemen RF99	7	1:03.39	5	4.28	93.08
12	34	F4C	Alan YULE	Mygale 01	13	1:03.64	5	4.53	92.72
13	36	F4C	Oliver SIRRELL	Van Diemen	11	1:04.26	5	5.15	91.82
14	64	F4C	John WHITBOURN	Ray GRS02	13	1:04.26	5	5.15	91.82
15	8	F4B	Clive YORATH	Reynard SF84	10	1:04.62	5	5.51	91.31
16	58	F4A	David SHELTON	Van Dieman RF95	10	1:05.12	5	6.01	90.61
17	31	F4C	Mark EDWARDS	Mygale	13	1:05.80	5	6.69	89.67
18	39	F4C	James HARRIS	Mygale SJ00	13	1:05.93	4	6.82	89.49
19	54	F4A	Paul HEAVEY	Leystone DH001	5	1:06.37	3	7.26	88.90
20	44	F4C	Phil BURROWS	Mygale SJ01	5	1:06.64	4	7.53	88.54
21	57	F4A	Simon EMMERSON	Van Diemen	6	1:07.58	4	8.47	87.31
22	96	F4A	Ankit LOVE	Tatuus	9	1:09.22	3	10.11	85.24
23	26	F4A	Andrew MINNETT	Van Diemen	6	1:09.31	6	10.20	85.13
24	91	F4B	David HEALEY	Delta T92	5	1:12.32	4	13.21	81.59

Exclusions

25	M	Kevin McCORMICK	Mallock Mk25	Qualified out of session for race 12
8	M	Ciaran DEMPSEY	Mallock Mk30	Qualified out of session for race 12

Not-Seen

3	F4A	Malcolm SCOTT	Van Diemen RF00
---	-----	---------------	-----------------

Weather / Track: Cloudy / Dry

Start Time : 12:18


Silverstone National

24 Aug 08 12:35

Clerk of Course : 	Time Issued :	Chief Timekeeper : Terry Stevens 
--	---------------	---

THESE RESULTS REMAIN PROVISIONAL FOR A MINIMUM OF 30 MINUTES FROM THE TIME OF ISSUE AND UNTIL ALL JUDICIAL AND TECHNICAL MATTERS HAVE BEEN SETTLED





**Provisional Qualifying Times - P15**  
**Polleysport / Yokohama SAXMAX Championship**

Pl	No	Cl	Name	Car	Laps	Time on Lap	Behind	MPH	
1	7	SAX	James COLBURN	Citroen Saxo VTR	11	1:15.74	4	77.90	
2	29	SAX	Patrick FLETCHER	Citroen Saxo VTR	11	1:16.05	3	0.31	77.59
3	34	SAX	Joe FERGUSON	Citroen Saxo VTR	11	1:16.30	3	0.56	77.33
4	44	SAX	Abbie EATON	Citroen Saxo VTR	11	1:16.93	11	1.19	76.70
5	50	SAX	Patrick MASON	Citroen Saxo VTR	11	1:16.97	11	1.23	76.66
6	15	SAX	Jamie BROWN	Citroen Saxo VTR	11	1:17.02	11	1.28	76.61
7	66	SAX	Anton SPIRES	Citroen Saxo VTR	11	1:17.08	5	1.34	76.55
8	77	SAX	Declan ARMSTRONG	Citroen Saxo VTR	10	1:17.13	4	1.39	76.50
9	13	SAX	Josh COOK	Citroen Saxo VTR	11	1:17.33	8	1.59	76.30
10	68	SAX	Alexander LENNON	Citroen Saxo VTR	11	1:17.60	11	1.86	76.04
11	23	SAX	Chris WARBURTON	Citroen Saxo VTR	12	1:17.62	12	1.88	76.02
12	20	SAX	Joe GRINSELL	Citroen Saxo VTR	11	1:17.65	4	1.91	75.99
13	69	SAX	Marcus NIALL	Citroen Saxo VTR	11	1:17.69	10	1.95	75.95
14	88	SAX	Oliver WHITE	Citroen Saxo VTR	10	1:18.27	9	2.53	75.39
15	21	SAX	Aaron TRIGWELL	Citroen Saxo VTR	10	1:19.03	5	3.29	74.66
16	31	SAX	Matthew WELLER	Citroen Saxo VTR	10	1:19.03	7	3.29	74.66
17	49	SAX	Zoe WENHAM	Citroen Saxo VTR	11	1:19.63	4	3.89	74.10
18	22	SAX	Emma LADDIMAN	Citroen Saxo VTR	11	1:22.59	9	6.85	71.44

Weather / Track: Cloudy / Dry

Start Time : 12:41


Silverstone National

24 Aug 08 12:59

Clerk of Course :  13.02	Time Issued :	Chief Timekeeper : Terry Stevens 
--	---------------	---

THESE RESULTS REMAIN PROVISIONAL FOR A MINIMUM OF 30 MINUTES FROM THE TIME OF ISSUE AND UNTIL ALL JUDICIAL AND TECHNICAL MATTERS HAVE BEEN SETTLED

Results produced on HS Sports Timing and Results Systems. Results online at [www.750MC.co.uk](http://www.750MC.co.uk)



## Provisional Qualifying Times - P16

### Demon Tweeks / Yokohama Locost Championship

Pl	No	Cl	Name	Car	Laps	Time on Lap	Behind	MPH
1	43	LC	Simon WOOD	Locost	8	1:13.46	4	80.32
2	1	LC	Declan McDONNELL	Locost	8	1:13.48	8	80.30
3	39	LC	Steve EVANS	Locost	7	1:13.69	4	80.07
4	11	LC	Samir ABID	Locost	8	1:13.86	4	79.89
5	47	LC	Robert PALIN	Locost	8	1:13.88	7	79.86
6	5	LC	David BARTHOLOMEW	Locost	8	1:13.94	4	79.80
7	69	LC	Spencer LYON	Locost	8	1:14.34	5	79.37
8	83	LC	Paul PRESGRAVES	Locost	8	1:14.34	5	79.37
9	28	LC	David BLACK	Locost	8	1:14.35	4	79.36
10	25	LC	Richard DIXON	Locost	8	1:14.48	4	79.22
11	3	LC	Richard JENKINS	Locost	8	1:14.49	6	79.21
12	21	LC	Jason GIBBONS	Locost	8	1:14.50	5	79.20
13	99	LC	Martin GAMBLING	Locost	6	1:14.60	6	79.09
14	57	LC	Mike LEAR	Locost	8	1:14.61	4	79.08
15	4	LC	Alastair GARRATT	Locost	8	1:14.81	8	78.87
16	36	LC	Scott MITTELL	Locost	8	1:14.84	6	78.84
17	14	LC	Matt CHERRINGTON	Locost	6	1:14.98	6	78.69
18	48	LC	Tom COLLER	Locost	6	1:15.19	4	78.47
19	46	LC	Kevin LUCAS	Locost	8	1:15.30	5	78.36
20	85	LC	James O'DONNELL	Locost	8	1:15.40	4	78.25
21	51	LC	Alastair ECCLESFIELD	Locost	7	1:15.54	5	78.11
22	34	LC	Sam BROUGH	Locost	8	1:15.90	5	77.74
23	73	LC	Rob APSEY	Locost	7	1:16.60	5	77.03
24	31	LC	Rhys OWEN	Locost	7	1:17.37	7	76.26
25	66	LC	Alex VON EHRHEIM	Locost	7	1:17.61	4	76.03
26	68	LC	Andy POINTER	Locost	8	1:17.66	3	75.98
27	91	LC	Richard ROTHERY	Locost	7	1:18.56	7	75.11
28	59	LC	Carl PICKERING	Locost	7	1:19.66	4	74.07
29	50	LC	James McALLISTER	Locost	6	1:22.69	4	71.36
30	87	LC	David INCE	Locost	6	1:24.06	4	70.19

Not-Seen

22	LC	Brian MITCHAM	Locost
55	LCB	Jon LANCELEY	Locost Biotech

⚡ No 50 - NO TRANSPONDER SIGNAL DETECTED - very low hits please check transponder location

Weather / Track: Cloudy / Dry

Start Time : 13:01

Silverstone National

24 Aug 08 13:21

Clerk of Course : 	Time Issued : 13.25	Chief Timekeeper : Terry Stevens 
-----------------------	------------------------	--------------------------------------


THESE RESULTS REMAIN PROVISIONAL FOR A MINIMUM OF 30 MINUTES FROM THE TIME OF ISSUE AND UNTIL ALL JUDICIAL AND TECHNICAL MATTERS HAVE BEEN SETTLED

# RACE GRID

## 750 Motor Club Bike-Sports Championship

### Race 1

ROW 8	<b>85</b> 01:06.000 John WILKES	<b>17</b> 01:06.700 Keith O'BRIEN
ROW 7	<b>42</b> 01:05.190 Alan WOOD	<b>73</b> 01:05.920 Peter BROWN
ROW 6	<b>11</b> 01:04.990 Oliver HULME	<b>12</b> 01:05.040 Graham MILLER
ROW 5	<b>7</b> 01:03.990 Tommy GILMARTIN	<b>21</b> 01:04.090 Kevin GOATER
ROW 4	<b>88</b> 01:00.580 Jonathan THACKRAY	<b>27</b> 01:02.820 Jean PARKER
ROW 3	<b>15</b> 00:59.790 Jon-Paul IVEY	<b>66</b> 01:00.180 Andy CROCKETT
ROW 2	<b>30</b> 00:59.440 Simon FORD	<b>34</b> 00:59.730 Simon HAM
ROW 1	<b>3</b> 00:57.730 Jonathan WRIGHT	<b>95</b> 00:59.190 Richard STABLES
<b>POLE</b>		




# RACE GRID

## Demon Tweeks / Yokohama Hot Hatch Championship

### Race 2

ROW 6	<b>2</b> 01:16.130 Ilsa COX	<b>32</b> 01:19.120 Richard WALMSLEY
ROW 5	<b>62</b> 01:15.460 Cliff PELLIN	<b>83</b> 01:15.900 Bill GREGORY
ROW 4	<b>85</b> 01:14.620 Ian McLAUGHLIN	<b>1</b> 01:15.340 Maurice HAYDEN
ROW 3	<b>34</b> 01:09.380 Liam McMILLAN	<b>15</b> 01:10.960 Kevin PULLAN
ROW 2	<b>45</b> 01:08.800 Paul WEST	<b>31</b> 01:09.320 Lewis WILLIAMS
ROW 1	<b>64</b> 01:07.180 Tony DOLLEY	<b>97</b> 01:07.910 Andy McLENNAN

POLE



# RACE GRID

## 750 Motor Club Formula Vee Championship

### Race 3 - Heat

ROW 18	<b>59</b> 01:33.030 Jonathan ROCKLIFF	<b>73</b> 01:38.750 Clinton BELL
ROW 17	<b>38</b> 01:16.520 David EVANS	<b>23</b> 01:18.620 Sam ENGINEER
ROW 16	<b>26</b> 01:16.280 Peter ANDREWS	<b>30</b> 01:16.410 Chris WILSHER
ROW 15	<b>33</b> 01:15.440 Steve ROBBINS	<b>31</b> 01:15.790 Phillip FOSTER
ROW 14	<b>65</b> 01:15.230 John BENNETT	<b>28</b> 01:15.320 Ben WILLIAMS
ROW 13	<b>47</b> 01:14.920 Niall McCARTHY	<b>75</b> 01:14.970 David COTTRELL
ROW 12	<b>57</b> 01:12.810 Peter DUNNE	<b>52</b> 01:14.540 Anthony MITCHELL
ROW 11	<b>89</b> 01:12.410 Martin BORROW	<b>72</b> 01:12.720 James CONYERS
ROW 10	<b>21</b> 01:11.180 Richard POTTERTON	<b>34</b> 01:11.270 Lee LEVETT
ROW 9	<b>39</b> 01:10.440 Peter GREGORY	<b>60</b> 01:10.600 Robert HIGGINS
ROW 8	<b>29</b> 01:09.670 Martin LUTON	<b>90</b> 01:10.070 Braden CONNOLLY
ROW 7	<b>49</b> 01:09.420 Richard HONICK	<b>43</b> 01:09.430 Neale HURREN
ROW 6	<b>79</b> 01:09.160 John BOWLES	<b>40</b> 01:09.280 Charlie REILLY
ROW 5	<b>85</b> 01:08.930 Tony DOWSON	<b>80</b> 01:09.120 Ian FOLEY
ROW 4	<b>93</b> 01:08.540 Alan FORSTER	<b>13</b> 01:08.670 Warren SMITH
ROW 3	<b>48</b> 01:08.330 Tim PROBERT	<b>76</b> 01:08.440 Tom KEMP
ROW 2	<b>24</b> 01:07.700 Ian JORDAN	<b>36</b> 01:08.160 Tim HILL
ROW 1	<b>82</b> 01:07.480 Mark ARMSTRONG	<b>99</b> 01:07.620 Gethin JONES


POLE

# RACE GRID

## AB Performance RGB Championship

### Race 4

ROW 14			
ROW 13	<b>61</b> 01:10.370 Mike ALLEN		<b>44</b> 01:12.300 Judi DERISLEY
ROW 12		<b>33</b> 01:08.270 Bob MORTIMER	<b>67</b> 01:09.730 Tony CARPENTER
ROW 11	<b>29</b> 01:07.440 Stuart TANTON		<b>68</b> 01:07.540 Adrian MOORE
ROW 10		<b>49</b> 01:07.210 Tony GAUNT	<b>21</b> 01:07.280 Mathew GREEN
ROW 9	<b>16</b> 01:07.060 Neil CONSTABLE-BERR		<b>23</b> 01:07.110 James WALKER
ROW 8		<b>77</b> 01:06.770 Phil ALCOCK	<b>30</b> 01:07.040 Stephen DEAN
ROW 7	<b>50</b> 01:06.570 Tim HOVERD		<b>27</b> 01:06.590 Robert GRANT
ROW 6		<b>26</b> 01:06.190 Andrew GRANT	<b>19</b> 01:06.230 Henry CARR
ROW 5	<b>17</b> 01:05.960 David WALE		<b>63</b> 01:06.070 Colin CHAPMAN
ROW 4		<b>96</b> 01:05.400 Tim GRAY	<b>9</b> 01:05.850 Alastair BOULTON
ROW 3	<b>24</b> 01:04.690 Josh SMITH		<b>6</b> 01:05.240 John CUTMORE
ROW 2		<b>15</b> 01:04.090 Doug CARTER	<b>7</b> 01:04.290 Paul ROGERS
ROW 1	<b>1</b> 01:01.230 Derek JONES		<b>5</b> 01:03.960 Steve ROBINSON
<b>POLE</b>			




# RACE GRID

## 750 Motor Club Kit Car Championship

### Race 5

ROW 12			
ROW 11	<b>29</b> 01:11.440 Andrew LANCASTER		
ROW 10	<b>62</b> 01:09.230 Nic SCOTT		<b>22</b> 01:10.440 Martin TYMAN
ROW 9	<b>25</b> 01:08.020 Colin BENHAM	<b>19</b> 01:08.700 Nigel BROWN	
ROW 8	<b>36</b> 01:07.230 Ian KEMPSON		<b>56</b> 01:07.410 John SAMPSON
ROW 7	<b>86</b> 01:06.570 Stephen BELL	<b>39</b> 01:06.790 Chris SCOPES	
ROW 6	<b>96</b> 01:05.950 Erik FAIRBAIRN		<b>21</b> 01:06.460 Stephen LANSLEY
ROW 5	<b>75</b> 01:05.570 Matthew LEWIS	<b>30</b> 01:05.680 Darryl BECKWITH	
ROW 4	<b>54</b> 01:05.480 Andrew WARD		<b>11</b> 01:05.550 Jason STIRZAKER
ROW 3	<b>24</b> 01:05.450 Guy HUSSEY	<b>1</b> 01:05.460 Andy HILEY	
ROW 2	<b>60</b> 01:05.020 Andrew STERLING		<b>7</b> 01:05.300 Steve TAYLOR
ROW 1	<b>2</b> 01:04.760 Gary GOODYEAR	<b>33</b> 01:04.970 Stephen WARD	

POLE



# RACE GRID

## Mallock Gold Cup Scratch Race

### Race 6

ROW 18		<b>2</b> 01:28.480 Roger WINDLEY		
ROW 17	<b>99</b> 01:15.880 Richard IBRAHIM		<b>97</b> 01:19.820 Richard WALTERS	
ROW 16		<b>75</b> 01:12.660 Richard FRY		<b>9</b> 01:15.280 Richard MALLOCK
ROW 15	<b>69</b> 01:11.410 Alan DAVENPORT		<b>16</b> 01:11.730 Jeremy BOUCKLEY	
ROW 14		<b>77</b> 01:10.260 Bob YARWOOD		<b>65</b> 01:10.690 David BAIN
ROW 13	<b>22</b> 01:08.230 Alze FULCO		<b>44</b> 01:09.680 Greg WOOD	
ROW 12		<b>42</b> 01:07.890 Ian MEGSON		<b>5</b> 01:07.980 Ray MALLOCK
ROW 11	<b>6</b> 01:07.360 Malcolm MITTON		<b>0</b> 01:07.540 Neil THOMPSON	
ROW 10		<b>27</b> 01:06.210 Gareth BARNETT		<b>19</b> 01:07.030 Christopher BURNHAM
ROW 9	<b>30</b> 01:05.120 Clive LESTER		<b>14</b> 01:05.300 Arthur DICKENS	
ROW 8		<b>51</b> 01:04.270 Barry WEBB		<b>43</b> 01:04.720 Chris HART
ROW 7	<b>7</b> 01:03.030 Mike EVANS		<b>66</b> 01:04.000 Nigel CORRY	
ROW 6		<b>54</b> 01:02.470 Ian CROMBIE		<b>38</b> 01:03.000 Graham ONION
ROW 5	<b>4</b> 01:02.290 Mike HICKSON		<b>91</b> 01:02.470 Michelle HAYWARD	
ROW 4		<b>12</b> 01:01.770 Howard PAYNE		<b>3</b> 01:02.250 Adrian LESTER
ROW 3	<b>1</b> 01:00.870 Peter HARPER		<b>41</b> 01:01.290 Bob CROZIER	
ROW 2		<b>33</b> 01:00.160 John HARRISON		<b>18</b> 01:00.230 Malcolm JACKSON
ROW 1	<b>17</b> 00:57.720 Michael MALLOCK		<b>11</b> 00:58.520 Mark CHARTERIS	
<b>POLE</b>				




# RACE GRID

## Premier Choice Group 750 Formula Championship

### Race 7

ROW 10			
ROW 9	<b>22</b> 01:17.600 James CULVER		<b>28</b> 01:19.170 Alan BUNTER
ROW 8		<b>34</b> 01:14.370 David HEAVER	<b>77</b> 01:14.560 Dick HARTLE
ROW 7	<b>27</b> 01:12.320 Sue BUXTON		<b>25</b> 01:12.910 Paul COLLINS
ROW 6		<b>71</b> 01:11.240 Max SHEPPARD	<b>15</b> 01:12.100 Andrew LAKE
ROW 5	<b>69</b> 01:09.900 Colin WOLSTENHOLME		<b>55</b> 01:10.070 Roger ROWE
ROW 4		<b>12</b> 01:09.710 Rod HILL	<b>7</b> 01:09.730 Bill RUTTER
ROW 3	<b>5</b> 01:07.900 Dave ROBSON		<b>10</b> 01:09.270 Ian ALLEN
ROW 2		<b>2</b> 01:07.300 Mick HARRIS	<b>29</b> 01:07.890 Will JOHNSTON JNR
ROW 1	<b>1</b> 01:06.890 Peter BOVE		<b>3</b> 01:07.110 Bob SIMPSON
<b>POLE</b>			




# RACE GRID

## 750 Motor Club Formula Vee Championship

### Race 8 - Final

ROW 18	<b>47</b> Niall McCARTHY	<b>65</b> John BENNETT
ROW 17	<b>57</b> Peter DUNNE	<b>89</b> Martin BORROW
ROW 16	<b>72</b> James CONYERS	<b>49</b> Richard HONICK
ROW 15	<b>21</b> Richard POTTERTON	<b>34</b> Lee LEVETT
ROW 14	<b>85</b> Tony DOWSON	<b>60</b> Robert HIGGINS
ROW 13	<b>39</b> Peter GREGORY	<b>79</b> John BOWLES
ROW 12	<b>43</b> Neale HURREN	<b>40</b> Charlie REILLY
ROW 11	<b>13</b> Warren SMITH	<b>80</b> Ian FOLEY
ROW 10	<b>36</b> Tim HILL	<b>99</b> Gethin JONES
ROW 9	<b>93</b> Alan FORSTER	<b>48</b> Tim PROBERT
ROW 8	<b>24</b> Ian JORDAN	<b>82</b> Mark ARMSTRONG
ROW 7	<b>9</b> Stephen GLASSWELL	<b>83</b> David HEAVEY
ROW 6	<b>67</b> Paul TAYLOR	<b>14</b> Steve OUGH
ROW 5	<b>32</b> Alan ROBINSON	<b>7</b> Ian BUXTON
ROW 4	<b>87</b> Jenny ANDERSON	<b>2</b> Martin FARMER
ROW 3	<b>81</b> Martin DONN	<b>27</b> John HUGHES
ROW 2	<b>25</b> Jason MILLS	<b>44</b> Paul SMITH
ROW 1	<b>6</b> Jake OLIVEIRA	<b>3</b> Daniel HANDS

**POLE**




RESERVES: 33 26 28 30 23 76 59

# RACE GRID

## 750 Motor Club Golf GTi Championship

### Race 9

ROW 16	<b>6</b> 01:18.860 Alistair SEDWELL	<b>10</b> 01:25.260 James COLBOURNE
ROW 15	<b>9</b> 01:17.420 Susanna KENNISTON	<b>22</b> 01:18.740 Mark CHRISTOPHER
ROW 14	<b>47</b> 01:17.310 Andrew WALKER	<b>62</b> 01:17.410 Andy HOLLEY
ROW 13	<b>35</b> 01:17.140 Craig DEAKIN	<b>89</b> 01:17.270 Sebastian PALMER
ROW 12	<b>14</b> 01:16.620 Jamie BUTCHER	<b>34</b> 01:17.040 Pete STEPHENS
ROW 11	<b>70</b> 01:16.470 Anthony MARLOW	<b>64</b> 01:16.550 Kevin GLOVER
ROW 10	<b>17</b> 01:16.030 Adam STEVENSON	<b>24</b> 01:16.320 Guy STEVENS
ROW 9	<b>13</b> 01:15.710 Oliver WILTON	<b>33</b> 01:15.940 Gemma HAMPSHIRE
ROW 8	<b>27</b> 01:15.020 Craig ROBERTS	<b>58</b> 01:15.450 Frank ARTHUR
ROW 7	<b>53</b> 01:14.970 Andy KNOWLTON	<b>1</b> 01:15.000 David PARRIS
ROW 6	<b>20</b> 01:14.770 John HILLON	<b>4</b> 01:14.810 Luke WALES
ROW 5	<b>37</b> 01:14.740 Jamie PACKHAM	<b>28</b> 01:14.760 Adrian WARD
ROW 4	<b>51</b> 01:14.600 Simon HILL	<b>30</b> 01:14.670 Andy STENNING
ROW 3	<b>68</b> 01:14.110 Verity YOUNG	<b>7</b> 01:14.320 John MAWDSLEY
ROW 2	<b>31</b> 01:13.050 Nick PORTER	<b>65</b> 01:13.420 Luke SCHLEWITZ
ROW 1	<b>41</b> 01:12.280 Ian CARVELL	<b>43</b> 01:12.930 Christopher PETTO
<b>POLE</b>		




# RACE GRID

## 750 Motor Club MR2 Championship

### Race 10

ROW 16		<b>15</b> 01:24.590 David ROWE		
ROW 15	<b>57</b> 01:17.710 Toni GLADDING		<b>21</b> 01:19.110 Ben ROWE	
ROW 14		<b>91</b> 01:16.810 Nick REED		<b>45</b> 01:17.200 David BLOCK
ROW 13	<b>99</b> 01:16.020 Arthur GILMOUR		<b>79</b> 01:16.350 Jonathan GRIMES	
ROW 12		<b>98</b> 01:15.680 Hugh GILMOUR		<b>26</b> 01:16.000 Jeff HOLDEN
ROW 11	<b>87</b> 01:14.650 Richard WEAVING		<b>5</b> 01:14.840 Lee BULLOCK	
ROW 10		<b>19</b> 01:13.840 Craig ROBERTSON		<b>6</b> 01:14.360 Clive MORPHETT
ROW 9	<b>4</b> 01:13.520 Nick JONES		<b>38</b> 01:13.730 David BRYANT	
ROW 8		<b>14</b> 01:13.130 Rob HORSFIELD		<b>2</b> 01:13.370 Rowland WOOLLEY
ROW 7	<b>7</b> 01:13.050 John WILSON		<b>12</b> 01:13.090 Phil WILSON	
ROW 6		<b>95</b> 01:13.050 Anthony DAY		<b>89</b> 01:13.050 David WEAVING
ROW 5	<b>18</b> 01:12.740 David HENDERSON		<b>64</b> 01:12.760 Matthew MARSH	
ROW 4		<b>41</b> 01:12.580 Alastair TOPLEY		<b>28</b> 01:12.740 Zac CHAPMAN
ROW 3	<b>73</b> 01:12.040 Mark JESSOP		<b>69</b> 01:12.440 Eliot DUNMORE	
ROW 2		<b>58</b> 01:11.930 Steve LUMLEY		<b>80</b> 01:11.930 Adam LITCHFIELD
ROW 1	<b>88</b> 01:11.760 Alic KITSON		<b>1</b> 01:11.800 Patrick MORTELL	
<b>POLE</b>				



# RACE GRID

## Demon Tweeks / Yokohama Stock Hatch Championship

### Race 11 - Heat

ROW 20	<b>39</b> 01:33.670 Nick TEARLE	<b>85</b> 01:34.440 Stuart HERRIOTT
ROW 19	<b>111</b> 01:31.850 Mark TOWNSEND	<b>126</b> 01:32.000 Eric SWAN
ROW 18	<b>59</b> 01:31.380 Steve NOBLE	<b>60</b> 01:20.840 Geoff BLUFF
ROW 17	<b>97</b> 01:30.020 James ROWLEY	<b>123</b> 01:20.330 Rob TAYLOR
ROW 16	<b>101</b> 01:28.300 Robbie BOON	<b>99</b> 01:19.890 Craig VARNEY
ROW 15	<b>81</b> 01:28.130 Mark ALDEN	<b>76</b> 01:19.350 Daniel SPENCER
ROW 14	<b>102</b> 01:27.900 Toby HARRIS	<b>16</b> 01:19.080 Derek ROZIER
ROW 13	<b>34</b> 01:27.640 Mark WEBSTER	<b>116</b> 01:19.080 Colin THORPE
ROW 12	<b>125</b> 01:27.450 Michael COMBER	<b>46</b> 01:18.790 Liam SARGENT
ROW 11	<b>114</b> 01:26.530 Anthony COOPER	<b>21</b> 01:18.520 Jamie GOLBY
ROW 10	<b>51</b> 01:26.420 Ben GLADWYN	<b>25</b> 01:18.510 Neil WALSH
ROW 9	<b>66</b> 01:25.910 Michael COX	<b>37</b> 01:18.460 Keith MORGAN
ROW 8	<b>124</b> 01:25.880 Pip HAMMOND	<b>67</b> 01:18.350 Jason COX
ROW 7	<b>64</b> 01:25.850 Pat GROVE	<b>83</b> 01:18.300 Trevor GREGORY
ROW 6	<b>30</b> 01:25.360 Kieran FORINTON	<b>86</b> 01:18.090 Edward COOPER
ROW 5	<b>50</b> 01:25.240 Wayne GOODWIN	<b>24</b> 01:17.620 Craig EMMERSON
ROW 4	<b>75</b> 01:25.180 Joe McMILLAN	<b>70</b> 01:17.380 Darren BARDEN
ROW 3	<b>9</b> 01:24.970 Darren WILSON	<b>113</b> 01:17.370 Ian OAKES
ROW 2	<b>26</b> 01:24.960 Alan EASON	<b>47</b> 01:17.180 Will SARGENT
ROW 1	<b>14</b> 01:24.850 Carl SWAN	<b>72</b> 01:16.920 Jonathan WOOLLEY

POLE

RACE 12  
THE MALLOCK GOLD CUP  
HANDICAP

12 LAP RACE

Cars are shown with their number of laps  
that they must race if different from race length

Grid  
Row

Secs

21					
20		12		99	
19	10		41		55
18		54			
17	3		7		45
16		97			
15	8		44		40
14					
13	69		16		
12		75		65	
11	38		43		35
10					
9	17		27		30
8					
7	14				
6		33		30	
5	11		18		15
4					
3	22		0		10
2		25			
1	5		19		0

Front Of Grid

Signed

*B. E. Aye*

Handicapper

CoC

Issue No 1



Time 10 40

# RACE GRID

## 750 Trophy Series

### Race 13

ROW 14		<b>15</b> 01:49.870 Ulric HILLIAM		
ROW 13	<b>24</b> 01:36.820 John GASKING		<b>26</b> 01:38.820 Mike WHITBY	
ROW 12		<b>32</b> 01:32.600 David WHETTON		<b>21</b> 01:36.510 Alistair FRAYLING-CORK
ROW 11	<b>31</b> 01:31.940 Graham CHAMBERS		<b>56</b> 01:32.000 John MARSHALL	
ROW 10		<b>5</b> 01:30.110 John SKEAVINGTON		<b>11</b> 01:30.350 Roy WRIGHT
ROW 9	<b>13</b> 01:29.950 Gregan THRUSTON		<b>50</b> 01:29.960 John CHURCH	
ROW 8		<b>33</b> 01:29.800 Mike GILBERT		<b>30</b> 01:29.860 Tim MYALL
ROW 7	<b>14</b> 01:28.110 Andrew BORN		<b>29</b> 01:28.830 Stewart ARKLAY	
ROW 6		<b>42</b> 01:26.060 Simon WINDLEY		<b>75</b> 01:26.380 Mike PECK
ROW 5	<b>63</b> 01:23.680 Keith WHITBY		<b>22</b> 01:24.410 Erle MINHINNICK	
ROW 4		<b>27</b> 01:21.950 Grahame WEETMAN		<b>1</b> 01:22.810 Don RAWSON
ROW 3	<b>2</b> 01:19.460 Roger WINDLEY		<b>3</b> 01:20.240 David LARKINS	
ROW 2		<b>18</b> 01:18.260 Linden BRAND		<b>4</b> 01:18.750 David BRAND
ROW 1	<b>55</b> 01:16.920 Roger ROWE		<b>20</b> 01:17.740 Paul MASON	
<b>POLE</b>				



# RACE GRID

## 750 Motor Club Formula 4 Championship

### Race 14

ROW 14			
ROW 13	<b>3</b> Subject to CofC Malcolm SCOTT		
ROW 12	<b>26</b> 01:09.310 Andrew MINNETT		<b>91</b> 01:12.320 David HEALEY
ROW 11	<b>57</b> 01:07.580 Simon EMMERSON	<b>96</b> 01:09.220 Ankit LOVE	
ROW 10	<b>54</b> 01:06.370 Paul HEAVEY		<b>44</b> 01:06.640 Phil BURROWS
ROW 9	<b>31</b> 01:05.800 Mark EDWARDS	<b>39</b> 01:05.930 James HARRIS	
ROW 8	<b>8</b> 01:04.620 Clive YORATH		<b>58</b> 01:05.120 David SHELTON
ROW 7	<b>36</b> 01:04.260 Oliver SIRRELL	<b>64</b> 01:04.260 John WHITBOURN	
ROW 6	<b>10</b> 01:03.390 Jennifer SCOTT		<b>34</b> 01:03.640 Alan YULE
ROW 5	<b>19</b> 01:02.660 Matthew WOOD	<b>71</b> 01:02.840 Andrew SMITH	
ROW 4	<b>43</b> 01:01.950 John ROBERTS		<b>99</b> 01:02.390 Charles ADRIAN
ROW 3	<b>55</b> 01:01.440 Peter ALLEN	<b>7</b> 01:01.800 Chris HODGEN	
ROW 2	<b>45</b> 01:01.220 Jamie JARDINE		<b>29</b> 01:01.390 Chris TIMMS
ROW 1	<b>27</b> 00:59.110 Jeremy WALKER	<b>5</b> 01:00.740 Jonathan WESTON-TAYL	
<b>POLE</b>			




# RACE GRID

## Polleysport / Yokohama SAXMAX Championship

### Race 15

ROW 10			
ROW 9	<b>49</b> 01:19.630 Zoe WENHAM	<b>22</b> 01:22.590 Emma LADDIMAN	
ROW 8		<b>21</b> 01:19.030 Aaron TRIGWELL	<b>31</b> 01:19.030 Matthew WELLER
ROW 7	<b>69</b> 01:17.690 Marcus NIALL	<b>88</b> 01:18.270 Oliver WHITE	
ROW 6		<b>23</b> 01:17.620 Chris WARBURTON	<b>20</b> 01:17.650 Joe GRINSELL
ROW 5	<b>13</b> 01:17.330 Josh COOK	<b>68</b> 01:17.600 Alexander LENNON	
ROW 4		<b>66</b> 01:17.080 Anton SPIRES	<b>77</b> 01:17.130 Declan ARMSTRONG
ROW 3	<b>50</b> 01:16.970 Patrick MASON	<b>15</b> 01:17.020 Jamie BROWN	
ROW 2		<b>34</b> 01:16.300 Joe FERGUSON	<b>44</b> 01:16.930 Abbie EATON
ROW 1	<b>7</b> 01:15.740 James COLBURN	<b>29</b> 01:16.050 Patrick FLETCHER	
<b>POLE</b>			



# RACE GRID

## Demon Tweeks / Yokohama Stock Hatch Championship

### Race 16 - Final

ROW 20	<b>47</b> Will SARGENT	<b>125</b> Michael COMBER
ROW 19	<b>124</b> Pip HAMMOND	<b>16</b> Derek ROZIER
ROW 18	<b>50</b> Wayne GOODWIN	<b>21</b> Jamie GOLBY
ROW 17	<b>30</b> Kieran FORINTON	<b>99</b> Craig VARNEY
ROW 16	<b>75</b> Joe McMILLAN	<b>26</b> Alan EASON
ROW 15	<b>93</b> Andrew FOLEY	<b>101</b> Robbie BOON
ROW 14	<b>122</b> Andrew TIBBS	<b>42</b> Lee SCOTT
ROW 13	<b>73</b> Craig McILVAR	<b>82</b> Graham MULHOLLAND
ROW 12	<b>88</b> Damian COTTRELL	<b>77</b> Andy PHILPOTTS
ROW 11	<b>27</b> Nick CARTER	<b>11</b> Noel MOFFITT
ROW 10	<b>91</b> Ashley COLLINS	<b>115</b> Andrew THORPE
ROW 9	<b>71</b> Tim MIZEN	<b>121</b> Andrew FELLS
ROW 8	<b>48</b> Wayne HARRIS	<b>10</b> Matt ROZIER
ROW 7	<b>52</b> Shaun HAGEN	<b>41</b> Martin WARD
ROW 6	<b>107</b> Matt DIGBY	<b>12</b> Jeff HUMPHRIES
ROW 5	<b>3</b> Simon HUNT	<b>22</b> Gary FEA KINS
ROW 4	<b>58</b> Mike WEBB	<b>74</b> Chris CODY
ROW 3	<b>4</b> Terry ROUGHTON	<b>15</b> James MARSHALL
ROW 2	<b>89</b> George MURRELLS	<b>20</b> Gareth WRIGHT
ROW 1	<b>1</b> Maurice HAYDEN	<b>7</b> Ryan BENSLEY

POLE

RESERVES: 72 70 114 46 83 116 51 76 102 59 24 86 60 111 123 39 126 97 85

# RACE GRID

## Demon Tweeks / Yokohama Stock Hatch Championship

### Race 16 - Final

ROW 20	47 Will SARGENT	125 Michael COMBER
ROW 19	124 Pip HAMMOND	16 Derek ROZIER
ROW 18	50 Wayne GOODWIN	21 Jamie GOLBY
ROW 17	30 Kieran FORINTON	99 Craig VARNEY
ROW 16	75 Joe McMILLAN	26 Alan EASON
ROW 15	93 Andrew FOLEY	101 Robbie BOON
ROW 14	122 Andrew TIBBS	42 Lee SCOTT
ROW 13	73 Craig McILVAR	82 Graham MULHOLLAND
ROW 12	88 Damian COTTRELL	77 Andy PHILPOTTS
ROW 11	27 Nick CARTER	11 Noel MOFFITT
ROW 10	91 Ashley COLLINS	115 Andrew THORPE
ROW 9	71 Tim MIZEN	121 Andrew FELLS
ROW 8	48 Wayne HARRIS	10 Matt ROZIER
ROW 7	52 Shaun HAGEN	41 Martin WARD
ROW 6	107 Matt DIGBY	12 Jeff HUMPHRIES
ROW 5	3 Simon HUNT	22 Gary FEAKINS
ROW 4	58 Mike WEBB	74 Chris CODY
ROW 3	4 Terry ROUGHTON	15 James MARSHALL
ROW 2	89 George MURRELLS	20 Gareth WRIGHT
ROW 1	1 Maurice HAYDEN	7 Ryan BENSLEY

POLE

RESERVES: 72 70 114 46 83 116 51 76 102 59 24 86 60 111 123 39 126 97 85


# RACE GRID

## Demon Tweeks / Yokohama Locost Championship

### Race 17

ROW 16		
ROW 15	<b>50</b> 01:22.690 James McALLISTER	<b>87</b> 01:24.060 David INCE
ROW 14	<b>91</b> 01:18.560 Richard ROTHERY	<b>59</b> 01:19.660 Carl PICKERING
ROW 13	<b>66</b> 01:17.610 Alex VON EHRHEIM	<b>68</b> 01:17.660 Andy POINTER
ROW 12	<b>73</b> 01:16.600 Rob APSEY	<b>31</b> 01:17.370 Rhys OWEN
ROW 11	<b>51</b> 01:15.540 Alastair ECCLESFIELD	<b>34</b> 01:15.900 Sam BROUGH
ROW 10	<b>46</b> 01:15.300 Kevin LUCAS	<b>85</b> 01:15.400 James O'DONNELL
ROW 9	<b>14</b> 01:14.980 Matt CHERRINGTON	<b>48</b> 01:15.190 Tom COLLER
ROW 8	<b>4</b> 01:14.810 Alastair GARRATT	<b>36</b> 01:14.840 Scott MITTELL
ROW 7	<b>99</b> 01:14.600 Martin GAMBLING	<b>57</b> 01:14.610 Mike LEAR
ROW 6	<b>3</b> 01:14.490 Richard JENKINS	<b>21</b> 01:14.500 Jason GIBBONS
ROW 5	<b>28</b> 01:14.350 David BLACK	<b>25</b> 01:14.480 Richard DIXON
ROW 4	<b>69</b> 01:14.340 Spencer LYON	<b>83</b> 01:14.340 Paul PRESGRAVES
ROW 3	<b>47</b> 01:13.880 Robert PALIN	<b>5</b> 01:13.940 David BARTHOLOMEW
ROW 2	<b>39</b> 01:13.690 Steve EVANS	<b>11</b> 01:13.860 Samir ABID
ROW 1	<b>43</b> 01:13.460 Simon WOOD	<b>1</b> 01:13.480 Declan McDONNELL

POLE



## Provisional Results - Race 1

### 750 Motor Club Bike-Sports Championship

Pl	No	Cl	Name	Car	Laps	Time	Behind	MPH	Best Lap on	MPH
1	3	BSA	Jonathan WRIGHT	Radical PRO6	20	19:48.82		99.26	58.32	2 101.17
2	30	BSA	Simon FORD	Radical Prosport	20	20:01.68	12.86	98.20	58.86	3 100.24
3	95	BSA	Richard STABLES	Radical PRO6	20	20:01.99	13.17	98.18	58.92	16 100.14
4	15	BSA	Jon-Paul IVEY	Radical Prosport	20	20:04.33	15.51	97.99	59.33	15 99.45
5	34	BSB	Simon HAM	Radical Prosport	20	20:05.08	16.26	97.93	59.19	11 99.69
6	88	BSA	Jonathan THACKRAY	Radical SR4	20	20:31.80	42.98	95.80	1:00.56	10 97.43
7	7	BSC	Tommy GILMARTIN	Global GT	19	20:25.41	1 Lap	91.49	1:02.77	3 94.00
8	21	BSC	Kevin GOATER	Kellforms Retoga	19	20:51.29	1 Lap	89.59	1:04.28	12 91.79
9	85	BSC	John WILKES	Global GT	18	20:17.88	2 Laps	87.21	1:05.89	17 89.55
10	73	BSC	Peter BROWN	Radical Clubsport	18	20:19.07	2 Laps	87.12	1:05.68	9 89.84
11	17	BSC	Keith O'BRIEN	Global GT1	18	20:22.88	2 Laps	86.85	1:05.47	12 90.12

#### Not-Classified

42	BSA	Alan WOOD	ADR Sport 3	14	15:57.88	DNF	86.24	1:04.67	11	91.24
66	BSA	Andy CROCKETT	Radical Prosport	8	8:08.23	DNF	96.68	59.20	7	99.67
12	BSC	Graham MILLER	Global GT1	6	6:29.05	DNF	91.00	1:02.58	4	94.29
27	BSC	Jean PARKER	Global GT	3	3:30.34	DNF	84.16	1:03.83	2	92.44

#### Non-Starters

11	BSB	Oliver HULME	T5 Mission
----	-----	--------------	------------

#### Fastest Lap

3	BSA	Jonathan WRIGHT	Radical PRO6	58.32	2	101.17
34	BSB	Simon HAM	Radical Prosport	59.19	11	99.69
12	BSC	Graham MILLER	Global GT1	1:02.58	4	94.29

Weather / Track: Cloudy / Dry

Start Time : 13:15

Silverstone National

23 Aug 08 13:37

Clerk of Course :  13.43	Time Issued :	Chief Timekeeper : Terry Stevens 
--	---------------	---

THESE RESULTS REMAIN PROVISIONAL FOR A MINIMUM OF 30 MINUTES FROM THE TIME OF ISSUE AND UNTIL ALL JUDICIAL AND TECHNICAL MATTERS HAVE BEEN SETTLED



## Provisional Results - Race 2

### Demon Tweeks / Yokohama Hot Hatch Championship

Pl	No	Cl	Name	Car	Laps	Time	Behind	MPH	Best Lap on	MPH
1	64	HHA	Tony DOLLEY	Peugeot 206 GTi	13	14:48.45		86.34	1:06.84	8 88.28
2	2	HHA	Ilsa COX	Peugeot 206 GTi	13	14:57.41	8.96	85.47	1:07.52	5 87.39
3	97	HHB	Andy McLENNAN	Suzuki Swift GTi	13	15:16.20	27.75	83.72	1:08.54	3 86.09
4	34	HHA	Liam McMILLAN	Renault Clio	13	15:21.70	33.25	83.22	1:09.58	7 84.80
5	31	HHB	Lewis WILLIAMS	Ford Fiesta XR2	13	15:22.03	33.58	83.19	1:09.42	8 85.00
6	45	HHB	Paul WEST	Peugeot 106 GTi	13	15:23.36	34.91	83.07	1:09.07	7 85.43
7	15	HHD	Kevin PULLAN	Honda Type R	13	15:42.94	54.49	81.35	1:10.53	6 83.66
8	85	HHB	Ian McLAUGHLIN	Suzuki Swift GTi	12	15:12.68	1 Lap	77.58	1:13.68	12 80.08
9	1	HHD	Maurice HAYDEN	Citroen C2 VTS	12	15:14.06	1 Lap	77.46	1:14.59	12 79.10
10	83	HHD	Bill GREGORY	Citroen Saxo VTR	12	15:34.87	1 Lap	75.74	1:16.28	11 77.35

Not-Classified

62	HHB	Cliff PELLIN	Ford Fiesta XR2	2	2:35.70	DNF	75.79	1:13.55	2	80.22
----	-----	--------------	-----------------	---	---------	-----	-------	---------	---	-------

Non-Starters

32	HHB	Richard WALMSLEY	Peugeot 106 GTi
----	-----	------------------	-----------------

Fastest Lap

64	HHA	Tony DOLLEY	Peugeot 206 GTi	1:06.84	8	88.28
97	HHB	Andy McLENNAN	Suzuki Swift GTi	1:08.54	3	86.09
15	HHD	Kevin PULLAN	Honda Type R	1:10.53	6	83.66

No 97 - includes 10 second jump start penalty

Weather / Track: Bright / Dry


Start Time : 13:42

Silverstone National

23 Aug 08 13:58

Clerk of Course :  14.01	Time Issued :	Chief Timekeeper : Ferry Stevens 
--	---------------	---

THESE RESULTS REMAIN PROVISIONAL FOR A MINIMUM OF 30 MINUTES FROM THE TIME OF ISSUE AND UNTIL ALL JUDICIAL AND TECHNICAL MATTERS HAVE BEEN SETTLED



## Provisional Results - Race 3 - Heat

### 750 Motor Club Formula Vee Championship

Pl	No	Cl	Name	Car	Laps	Time	Behind	MPH	Best Lap on	MPH
1	24	FV	Ian JORDAN	Sheane	13	14:48.70		86.31	1:07.37	4 87.58
2	82	FV	Mark ARMSTRONG	GAC	13	14:53.07	4.37	85.89	1:07.51	8 87.40
3	93	FV	Alan FORSTER	GAC	13	15:01.48	12.78	85.09	1:07.32	9 87.65
4	48	FV	Tim PROBERT	Storm FF1	13	15:02.85	14.15	84.96	1:07.65	13 87.22
5	36	FVB	Tim HILL	Sheane Mk3	13	15:08.37	19.67	84.44	1:07.69	9 87.17
6	99	FV	Gethin JONES	Spyder	13	15:08.38	19.68	84.44	1:08.15	9 86.58
7	13	FV	Warren SMITH	Storm SF1	13	15:16.37	27.67	83.71	1:09.27	7 85.18
8	80	FVB	Ian FOLEY	Scarab Mk2	13	15:24.95	36.25	82.93	1:09.37	8 85.06
9	43	FV	Neale HURREN	AHS Challenger	13	15:25.19	36.49	82.91	1:09.27	8 85.18
10	40	FVB	Charlie REILLY	Sheane	13	15:31.93	43.23	82.31	1:09.85	10 84.47
11	39	FVB	Peter GREGORY	Sheane FV96	13	15:32.55	43.85	82.25	1:10.08	12 84.20
12	79	FV	John BOWLES	Ray 97	13	15:34.85	46.15	82.05	1:09.81	8 84.52
13	85	FV	Tony DOWSON	Sheane	13	15:35.10	46.40	82.03	1:09.51	8 84.89
14	60	FV	Robert HIGGINS	Storm S1	13	15:35.22	46.52	82.02	1:09.77	12 84.57
15	21	FV	Richard POTTERTON	Scarab Mk2	13	15:54.69	1:05.99	80.35	1:11.59	9 82.42
16	34	FV	Lee LEVETT	Sheane	13	15:54.70	1:06.00	80.34	1:10.76	8 83.39
17	72	FVB	James CONYERS	Leystone	12	14:55.03	1 Lap	79.11	1:12.98	7 80.85
18	*49	FV	Richard HONICK	Sheane Mk3	12	14:55.79	1 Lap	79.04	1:10.17	7 84.09
19	57	FV	Peter DUNNE	Sheane	12	15:02.05	1 Lap	78.49	1:13.74	9 80.02
20	89	FVB	Martin BORROW	ACE Mk2	12	15:02.09	1 Lap	78.49	1:13.37	6 80.42
21	47	FV	Niall McCARTHY	Sheane Mk1	12	15:07.28	1 Lap	78.04	1:13.67	6 80.09
22	65	FVB	John BENNETT	Sheane Mk1	12	15:27.62	1 Lap	76.33	1:14.97	11 78.70
23	33	FVB	Steve ROBBINS	Sheane	12	15:28.96	1 Lap	76.22	1:15.54	3 78.11
24	26	FV	Peter ANDREWS	Sheane Mk2	12	15:29.53	1 Lap	76.17	1:15.01	8 78.66
25	28	FVB	Ben WILLIAMS	Sheane Mk1	12	15:29.79	1 Lap	76.15	1:15.33	8 78.33
26	30	FV	Chris WILSHER	Sheane FV97	12	15:29.96	1 Lap	76.14	1:14.51	12 79.19
27	23	FVB	Sam ENGINEER	Sheane Mk1	11	14:53.73	2 Laps	72.62	1:18.23	6 75.42
28	76	FV	Tom KEMP	AHS Challenger	11	14:53.74	2 Laps	72.62	1:15.71	5 77.93
29	59	FV	Jonathan ROCKLIFF	AHS Challenger	10	15:24.75	3 Laps	63.81	1:25.66	9 68.88

#### Not-Classified

90	FV	Braden CONNOLLY	Sheane 96	9	11:02.37	DNF	80.17	1:10.14	8 84.12
73	FV	Clinton BELL	Venom	1	14:49.03	NCF	6.64	14:49.03	1 6.64
31	FVB	Phillip FOSTER	AHS Challenger	0		Starter	0.00		
38	FV	David EVANS	Sheane Mk1	0		Starter	0.00		
52	FV	Anthony MITCHELL	Ray	0		Starter	0.00		
75	FV	David COTTRELL	Apal Mk3	0		Starter	0.00		

#### Non-Starters

29 FVB Martin LUTON Sheane Mk2

#### Fastest Lap

93	FV	Alan FORSTER	GAC				1:07.32	9	87.65
36	FVB	Tim HILL	Sheane Mk3				1:07.69	9	87.17

\* No 49 - NO TRANSPONDER SIGNAL DETECTED

Weather / Track: Cloudy / Dry

Start Time : 14:06

Silverstone National

23 Aug 08 14:24

Clerk of Course : 	Time Issued :	Chief Timekeeper : Terry Stevens 
-----------------------	---------------	--------------------------------------

THESE RESULTS REMAIN PROVISIONAL FOR A MINIMUM OF 30 MINUTES FROM THE TIME OF ISSUE AND UNTIL ALL JUDICIAL AND TECHNICAL MATTERS HAVE BEEN SETTLED



## Provisional Results - Race 4

### AB Performance RGB Championship

Pl	No	Cl	Name	Car	Laps	Time	Behind	MPH	Best Lap on	MPH
1	1	BEA	Derek JONES	BDN S2	14	15:01.24		91.66	1:02.34	13 94.65
2	5	BEA	Steve ROBINSON	Genesis RR	14	15:11.28	10.04	90.65	1:03.84	12 92.42
3	15	BEA	Doug CARTER	Genesis Evo	14	15:26.38	25.14	89.17	1:04.38	4 91.65
4	24	BEB	Josh SMITH	Stuart Taylor Phoenix	14	15:32.64	31.40	88.57	1:04.96	6 90.83
5	7	BEB	Paul ROGERS	Stuart Taylor Phoenix	14	15:32.84	31.60	88.55	1:05.30	7 90.36
6	6	BEC	John CUTMORE	Westfield Megablade	14	15:39.23	37.99	87.95	1:05.38	5 90.25
7	9	BEC	Alastair BOULTON	Stuart Taylor Phoenix	14	15:46.48	45.24	87.28	1:05.83	5 89.63
8	96	BEC	Tim GRAY	Raw Fulcrum	14	15:46.77	45.53	87.25	1:05.71	2 89.79
9	50	BEC	Tim HOVERD	Fisher Fury	14	15:52.46	51.22	86.73	1:06.15	12 89.20
10	19	BEC	Henry CARR	Fisher Fury	14	15:55.99	54.75	86.41	1:05.91	5 89.52
11	63	BEC	Colin CHAPMAN	Fisher Fury	14	15:57.70	56.46	86.25	1:06.06	11 89.32
12	16	BEB	Neil CONSTABLE-BERRY	Fisher Fury	14	15:58.29	57.05	86.20	1:06.79	5 88.34
13	26	BEC	Andrew GRANT	Fisher Fury Fireblade	14	16:01.78	1:00.54	85.89	1:07.07	12 87.97
14	27	BEC	Robert GRANT	Raw Striker	14	16:04.44	1:03.20	85.65	1:07.12	12 87.91
15	77	BEC	Phil ALCOCK	Pulsar Blade	13	15:02.42	1 Lap	85.00	1:06.65	4 88.53
16	21	BEC	Mathew GREEN	Fisher Fury	13	15:02.99	1 Lap	84.95	1:07.71	4 87.14
17	68	BEB	Adrian MOORE	Genesis Evo	13	15:14.55	1 Lap	83.87	1:07.54	5 87.36
18	33	BEA	Bob MORTIMER	Fisher Fury	13	15:23.00	1 Lap	83.10	1:08.46	12 86.19
19	49	BEB	Tony GAUNT	Wolfe ZXR	13	15:23.85	1 Lap	83.03	1:07.72	10 87.13
20	67	BEC	Tony CARPENTER	Stuart Taylor Phoenix	13	15:50.99	1 Lap	80.66	1:10.93	3 83.19
21	61	BEA	Mike ALLEN	Tiger MAE	13	15:53.64	1 Lap	80.43	1:09.88	12 84.44
22	44	BEC	Judi DERISLEY	Fisher Fury	13	16:08.92	1 Lap	79.17	1:12.09	9 81.85

#### Not-Classified

17	BEC	David WALE	Fisher Fury	13	14:38.45	DNF	87.32	1:05.99	8 89.41
29	BEC	Stuart TANTON	Fisher Fury	4	5:10.37	DNF	76.04	1:09.84	3 84.48
30	BEB	Stephen DEAN	Fisher Menance	4	5:48.61	DNF	67.70	1:09.54	3 84.85
23	BEA	James WALKER	Westfield Megabusa	3	3:40.78	DNF	80.18	1:07.08	3 87.96

#### Fastest Lap

1	BEA	Derek JONES	BDN S2				1:02.34	13 94.65
24	BEB	Josh SMITH	Stuart Taylor Phoenix				1:04.96	6 90.83
6	BEC	John CUTMORE	Westfield Megablade				1:05.38	5 90.25

Weather / Track: Bright / Dry

Start Time : 14:28


Silverstone National

23 Aug 08 14:50

Clerk of Course : 	Time Issued : 14:55	Chief Timekeeper : Terry Stevens 
--	------------------------	---

THESE RESULTS REMAIN PROVISIONAL FOR A MINIMUM OF 30 MINUTES FROM THE TIME OF ISSUE AND UNTIL ALL JUDICIAL AND TECHNICAL MATTERS HAVE BEEN SETTLED





## Provisional Results - Race 5

### 750 Motor Club Kit Car Championship

Pl	No	Cl	Name	Car	Laps	Time	Behind	MPH	Best Lap on	MPH
1	2	KCB	Gary GOODYEAR	Raw Fulcrum	13	14:22.58		88.93	1:04.76	12 91.11
2	1	KCC	Andy HILEY	Taydec Mk2	13	14:24.40	1.82	88.74	1:05.27	11 90.40
3	75	KCA	Matthew LEWIS	MNR Vortex	13	14:25.79	3.21	88.60	1:05.18	5 90.52
4	7	KCC	Steve TAYLOR	Phoenix	13	14:26.04	3.46	88.57	1:05.42	6 90.19
5	60	KCA	Andrew STERLING	Dax Rush	13	14:31.65	9.07	88.00	1:04.97	12 90.82
6	54	KCC	Andrew WARD	Sylva Phoenix	13	14:36.44	13.86	87.52	1:05.64	5 89.89
7	24	KCC	Guy HUSSEY	RAW Striker	13	14:36.44	13.86	87.52	1:05.35	12 90.29
8	86	KCC	Stephen BELL	Sylva Striker	13	14:38.60	16.02	87.30	1:06.14	10 89.21
9	33	KCB	Stephen WARD	Raw Striker	13	14:41.87	19.29	86.98	1:05.22	7 90.47
10	96	KCC	Erik FAIRBAIRN	Sylva Striker	13	14:48.54	25.96	86.33	1:06.04	3 89.35
11	39	KCC	Chris SCOPES	Procomp LA Gold	13	14:50.97	28.39	86.09	1:06.70	9 88.46
12	21	KCC	Stephen LANSLEY	Procomp La Gold	13	14:53.77	31.19	85.82	1:06.61	3 88.58
13	19	KCA	Nigel BROWN	Sylva Phoenix	13	15:10.65	48.07	84.23	1:08.04	3 86.72
14	56	KCA	John SAMPSON	Quantum Xtreme	13	15:10.84	48.26	84.21	1:08.06	4 86.69
15	36	KCB	Ian KEMPSON	MK Indy	12	14:24.80	1 Lap	81.87	1:08.85	10 85.70
16	29	KCB	Andrew LANCASTER	Locost	12	15:00.91	1 Lap	78.59	1:11.95	2 82.01

#### Not-Classified

25	KCC	Colin BENHAM	Locost	10	11:44.95	DNF	83.70	1:08.20	4 86.52
22	KCC	Martin TYMAN	Taydec	9	14:40.12	NCF	60.34	1:11.04	3 83.06
30	KCC	Darryl BECKWITH	Procomp LA Gold	7	8:29.30	DNF	81.10	1:06.00	5 89.40
11	KCC	Jason STIRZAKER	Fisher Fury	6	6:59.90	DNF	84.31	1:06.23	5 89.09

#### Non-Starters

62	KCA	Nic SCOTT	Sylva Striker Mk2
----	-----	-----------	-------------------

#### Fastest Lap

2	KCB	Gary GOODYEAR	Raw Fulcrum	1:04.76	12 91.11
60	KCA	Andrew STERLING	Dax Rush	1:04.97	12 90.82
1	KCC	Andy HILEY	Taydec Mk2	1:05.27	11 90.40

Weather / Track: Cloudy / Dry

Start Time : 14:52

Silverstone National

23 Aug 08 15:11

Clerk of Course :

Time Issued :

Chief Timekeeper : Terry Stevens

*[Signature]* 15.22

*[Signature]*

THESE RESULTS REMAIN PROVISIONAL FOR A MINIMUM OF 30 MINUTES FROM THE TIME OF ISSUE AND UNTIL ALL JUDICIAL AND TECHNICAL MATTERS HAVE BEEN SETTLED



## Provisional Results - Race 6

### Mallock Gold Cup Scratch Race

Pl	No	Cl	Name	Car	Laps	Time	Behind	MPH	Best Lap on	MPH
1	17	M	Michael MALLOCK	Mallock Mk18	14	14:02.25		98.08	58.29	7 101.22
2	11	M	Mark CHARTERIS	Mallock Mk20	14	14:02.96	0.71	97.99	58.83	3 100.30
3	33	M	John HARRISON	Mallock Mk21	14	14:15.63	13.38	96.54	59.16	7 99.74
4	18	M	Malcolm JACKSON	Mallock Mk20B	14	14:18.70	16.45	96.20	59.92	6 98.47
5	10	M	Karl DEMPSEY	Mallock P20	14	14:40.53	38.28	93.81	1:00.71	13 97.19
6	4	M	Mike HICKSON	Mallock Mk20B	14	14:44.88	42.63	93.35	1:01.40	7 96.10
7	3	M	Adrian LESTER	Mallock Mk35	14	14:54.42	52.17	92.36	1:01.95	6 95.24
8	7	M	Mike EVANS	Mallock Mk20	14	14:55.26	53.01	92.27	1:02.35	7 94.63
9	91	M	Michelle HAYWARD	Mallock Mk27	14	15:00.81	58.56	91.70	1:02.23	7 94.82
10	54	M	Ian CROMBIE	Mallock Mk28B	14	15:02.51	1:00.26	91.53	1:02.44	7 94.50
11	43	M	Chris HART	Mallock Mk18	13	14:06.56	1 Lap	90.61	1:03.45	8 92.99
12	66	M	Nigel CORRY	Mallock Mk30	13	14:07.14	1 Lap	90.55	1:03.69	11 92.64
13	12	M	Howard PAYNE	Mallock Mk31	13	14:07.84	1 Lap	90.47	1:01.75	3 95.55
14	38	M	Graham ONION	Mallock Mk14E	13	14:09.31	1 Lap	90.31	1:03.35	9 93.14
15	27	M	Gareth BARNETT	Mallock Mk21	13	14:22.36	1 Lap	88.95	1:04.08	9 92.08
16	51	M	Barry WEBB	Mallock Mk16	13	14:22.89	1 Lap	88.89	1:04.22	5 91.88
17	42	M	Ian MEGSON	Mallock Mk18	13	14:53.65	1 Lap	85.83	1:06.47	10 88.77
18	22	M	Alze FULCO	Mallock Mk24B	13	14:58.18	1 Lap	85.40	1:06.98	10 88.09
19	19	M	Christopher BURNHAM	Mallock Mk21	13	15:00.96	1 Lap	85.14	1:07.04	10 88.01
20	5	M	Ray MALLOCK	Mallock Mk9	13	15:02.47	1 Lap	84.99	1:06.96	11 88.12
21	6	M	Malcolm MITTON	Mallock Mk20	13	15:08.07	1 Lap	84.47	1:07.76	8 87.08
22	75	M	Richard FRY	Mallock Mk8B	12	14:33.57	2 Laps	81.05	1:10.35	2 83.87
23	16	M	Jeremy BOUCKLEY	Mallock Mk22	12	14:35.81	2 Laps	80.84	1:10.55	8 83.63
24	69	M	Alan DAVENPORT	Mallock Mk18	12	14:36.15	2 Laps	80.81	1:10.61	11 83.56
25	99	M	Richard IBRAHIM	Mallock Mk8B	11	14:29.83	3 Laps	74.62	1:15.22	11 78.44
26	97	M	Richard WALTERS	Mallock Mk16	11	14:38.78	3 Laps	73.86	1:17.26	9 76.37

#### Not-Classified

41	M	Bob CROZIER	Mallock Mk11	12	13:52.46	DNF	85.05	1:01.38	10	96.13
65	M	David BAIN	Mallock Mk11B	11	13:30.46	DNF	80.08	1:10.70	6	83.46
0	M	Neil THOMPSON	Mallock Mk11	5	6:45.46	DNF	72.76	1:11.41	1	82.63
14	M	Arthur DICKENS	Mallock Mk29	2	2:35.73	DNF	75.78	1:09.42	1	85.00
30	M	Clive LESTER	Mallock Mk29	1	1:18.34	DNF	75.32	1:09.63	1	84.74
77	M	Bob YARWOOD	Mallock Mk8	1	2:08.48	DNF	45.92	1:56.44	1	50.67
1	M	Peter HARPER	Mallock Mk20B	0		Starter	0.00			

#### Non-Starters

2	M	Roger WINDLEY	Mallock Mk6
44	M	Greg WOOD	Mallock Mk32
9	M	Richard MALLOCK	Mallock Mk6

#### Fastest Lap

17	M	Michael MALLOCK	Mallock Mk18	58.29	7 101.22
----	---	-----------------	--------------	-------	----------

Weather / Track: Cloudy / Dry


Start Time : 15:17

Silverstone National

23 Aug 08 15:34

Clerk of Course : <i>Bullis 15:41</i>	Time Issued :	Chief Timekeeper : Terry Stevens
--	---------------	----------------------------------

THESE RESULTS REMAIN PROVISIONAL FOR A MINIMUM OF 30 MINUTES FROM THE TIME OF ISSUE AND UNTIL ALL JUDICIAL AND TECHNICAL MATTERS HAVE BEEN SETTLED



## Provisional Results - Race 7

### Premier Choice Group 750 Formula Championship

Pl	No	Cl	Name	Car	Laps	Time	Behind	MPH	Best Lap on	MPH
1	1	F7	Peter BOVE	Darvi P-88	13	14:45.13		86.66	1:07.02	6 88.04
2	3	F7	Bob SIMPSON	SS/F	13	14:52.28	7.15	85.97	1:07.41	10 87.53
3	5	F7	Dave ROBSON	SDAR/83	13	14:54.03	8.90	85.80	1:07.01	5 88.05
4	55	F7	Roger ROWE	Centaur Mk20	13	14:57.72	12.59	85.44	1:07.22	12 87.78
5	2	F7	Mick HARRIS	Darvi 877	13	14:59.78	14.65	85.25	1:07.36	9 87.60
6	8	F7	Martin KEMP	Darvi Mk6	13	15:13.49	28.36	83.97	1:07.89	10 86.91
7	10	F7	Ian ALLEN	ADR T5	13	15:13.84	28.71	83.94	1:08.98	9 85.54
8	69	F7B	Colin WOLSTENHOLME	Darvi Mk5	13	15:20.37	35.24	83.34	1:09.30	4 85.14
9	12	F7	Rod HILL	Mystic T4/21	13	15:21.58	36.45	83.23	1:09.32	10 85.12
10	22	F7	James CULVER	Marrow Mk1	13	15:26.89	41.76	82.76	1:09.34	5 85.09
11	27	F7	Sue BUXTON	Darvi 5/97	13	15:40.62	55.49	81.55	1:10.54	5 83.65
12	15	F7B	Andrew LAKE	Phoenix	13	15:47.49	1:02.36	80.96	1:10.58	11 83.60
13	71	F7B	Max SHEPPARD	Sheppard MS750/01	13	15:53.97	1:08.84	80.41	1:10.64	8 83.53
14	25	F7B	Paul COLLINS	Darvi Mk5	12	14:46.91	1 Lap	79.83	1:11.70	11 82.29
15	34	F7B	David HEAVER	TSR Ingham	12	15:06.89	1 Lap	78.07	1:13.78	3 79.97
16	77	F7B	Dick HARTLE	Tristesse Mk7	12	15:55.90	1 Lap	74.07	1:14.22	4 79.50
17	28	F7B	Alan BUNTER	Shark 8/750	8	11:03.10	5 Laps	71.19	1:17.40	3 76.23

#### Not-Classified

29 F7B Will JOHNSTON JNR Centaur Mk16 0 Starter 0.00

#### Non-Starters

7 F7 Bill RUTTER Darvi Mk5B

#### Fastest Lap

5	F7	Dave ROBSON	SDAR/83	1:07.01	5	88.05
69	F7B	Colin WOLSTENHOLME	Darvi Mk5	1:09.30	4	85.14

Weather / Track: Cloudy / Dry


Start Time : 15:43

Silverstone National

23 Aug 08 16:01

Clerk of Course : <i>[Signature]</i> 16.06	Time Issued :	Chief Timekeeper : Terry Stevens <i>[Signature]</i>
---	---------------	--

THESE RESULTS REMAIN PROVISIONAL FOR A MINIMUM OF 30 MINUTES FROM THE TIME OF ISSUE AND UNTIL ALL JUDICIAL AND TECHNICAL MATTERS HAVE BEEN SETTLED



## Provisional Results - Race 8 - Final

### 750 Motor Club Formula Vee Championship

Pl	No	Cl	Name	Car	Laps	Time	Behind	MPH	Best Lap on	MPH
1	3	FV	Daniel HANDS	GAC 001	13	14:42.46		86.92	1:06.71	8 88.45
2	6	FV	Jake OLIVEIRA	Storm DC07	13	14:42.85	0.39	86.88	1:06.53	6 88.69
3	44	FV	Paul SMITH	GAC 02	13	14:42.99	0.53	86.87	1:06.48	4 88.75
4	25	FV	Jason MILLS	GAC 03	13	14:43.51	1.05	86.82	1:05.75	8 89.74
5	24	FV	Ian JORDAN	Sheane	13	14:43.76	1.30	86.79	1:05.73	8 89.77
6	7	FV	Ian BUXTON	GAC	13	14:44.51	2.05	86.72	1:06.52	8 88.70
7	81	FV	Martin DONN	Scarab	13	14:47.91	5.45	86.39	1:06.79	4 88.34
8	9	FV	Stephen GLASSWELL	Storm	13	14:51.06	8.60	86.08	1:06.88	7 88.22
9	14	FV	Steve OUGH	AHS Challenger	13	14:58.98	16.52	85.32	1:07.38	7 87.57
10	32	FVB	Alan ROBINSON	Leystone	13	14:59.24	16.78	85.30	1:07.47	10 87.45
11	99	FV	Gethin JONES	Spyder	13	14:59.52	17.06	85.27	1:07.43	6 87.50
12	2	FV	Martin FARMER	Sheane	13	15:00.88	18.42	85.14	1:06.48	4 88.75
13	36	FVB	Tim HILL	Sheane Mk3	13	15:04.09	21.63	84.84	1:07.65	8 87.22
14	48	FV	Tim PROBERT	Storm FF1	13	15:04.26	21.80	84.83	1:07.16	13 87.86
15	93	FV	Alan FORSTER	GAC	13	15:04.86	22.40	84.77	1:06.97	11 88.11
16	43	FV	Neale HURREN	AHS Challenger	13	15:05.31	22.85	84.73	1:07.67	9 87.19
17	13	FV	Warren SMITH	Storm SF1	13	15:18.99	36.53	83.47	1:08.93	4 85.60
18	87	FV	Jenny ANDERSON	GAC 01	13	15:19.13	36.67	83.45	1:07.50	6 87.41
19	80	FVB	Ian FOLEY	Scarab Mk2	13	15:25.62	43.16	82.87	1:08.81	6 85.75
20	40	FVB	Charlie REILLY	Sheane	13	15:25.97	43.51	82.84	1:09.13	11 85.35
21	49	FV	Richard HONICK	Sheane Mk3	13	15:26.58	44.12	82.78	1:08.83	6 85.72
22	39	FVB	Peter GREGORY	Sheane FV96	13	15:27.63	45.17	82.69	1:09.33	11 85.11
23	60	FV	Robert HIGGINS	Storm S1	13	15:28.02	45.56	82.65	1:09.04	7 85.46
24	85	FV	Tony DOWSON	Sheane	13	15:31.07	48.61	82.38	1:08.93	9 85.60
25	21	FV	Richard POTTERTON	Scarab Mk2	13	15:42.07	59.61	81.42	1:10.60	6 83.58
26	72	FVB	James CONYERS	Leystone	12	14:55.25	1 Lap	79.09	1:12.29	12 81.62
27	57	FV	Peter DUNNE	Sheane	12	14:56.01	1 Lap	79.02	1:12.83	7 81.02
28	89	FVB	Martin BORROW	ACE Mk2	12	14:56.72	1 Lap	78.96	1:12.12	12 81.81
29	47	FV	Niall McCARTHY	Sheane Mk1	12	15:12.09	1 Lap	77.63	1:13.82	5 79.93
30	33	FVB	Steve ROBBINS	Sheane	12	15:31.25	1 Lap	76.03	1:15.41	6 78.24
31	28	FVB	Ben WILLIAMS	Sheane Mk1	12	15:32.39	1 Lap	75.94	1:14.50	3 79.20

#### Not-Classified

27	FV	John HUGHES	Scarab MK5	12	13:46.76	DNF	85.64	1:06.24	8 89.08
82	FV	Mark ARMSTRONG	GAC	12	13:50.37	DNF	85.27	1:07.12	6 87.91
67	FV	Paul TAYLOR	AHS Challenger	3	3:35.89	DNF	81.99	1:08.26	3 86.44
83	FV	David HEAVEY	Leystone	2	2:55.97	DNF	67.06	1:14.18	1 79.54
34	FV	Lee LEVETT	Sheane	0		Starter	0.00		

#### Non-Starters

65	FVB	John BENNETT	Sheane Mk1						
79	FV	John BOWLES	Ray 97						

#### Fastest Lap

24	FV	Ian JORDAN	Sheane				1:05.73	8 89.77
32	FVB	Alan ROBINSON	Leystone				1:07.47	10 87.45

Weather / Track: Cloudy / Dry

Start Time : 16:10

Silverstone National

23 Aug 08 16:28

Clerk of Course :	Time Issued :	Chief Timekeeper : Terry Stevens
<i>[Signature]</i> 16:35		<i>[Signature]</i>

THESE RESULTS REMAIN PROVISIONAL FOR A MINIMUM OF 30 MINUTES FROM THE TIME OF ISSUE AND UNTIL ALL JUDICIAL AND TECHNICAL MATTERS HAVE BEEN SETTLED



## Provisional Results - Race 9

### 750 Motor Club Golf GTi Championship

Pl	No	Cl	Name	Car	Laps	Time	Behind	MPH	Best Lap on	MPH
1	41	VW2	Ian CARVELL	VW Golf GTi Mk2	12	14:46.57		79.86	1:12.48	3 81.41
2	31	VW2	Nick PORTER	VW Golf GTi Mk2	12	14:56.69	10.12	78.96	1:13.07	6 80.75
3	65	VW2	Luke SCHLEWITZ	VW Golf GTi Mk2	12	14:57.29	10.72	78.91	1:13.11	3 80.71
4	43	VW2	Christopher PETTO	VW Golf GTi Mk2	12	14:57.81	11.24	78.86	1:13.07	6 80.75
5	30	VW2	Andy STENNING	VW Golf GTi Mk2	12	14:59.99	13.42	78.67	1:13.70	4 80.06
6	51	VW2	Simon HILL	VW Golf GTi Mk2	12	15:03.95	17.38	78.33	1:14.20	9 79.52
7	68	VW2	Verity YOUNG	VW Golf GTi Mk2	12	15:06.43	19.86	78.11	1:14.08	7 79.65
8	20	VW2	John HILLON	VW Golf GTi Mk2	12	15:07.81	21.24	78.00	1:14.27	7 79.45
9	1	VW2	David PARRIS	VW Golf GTi Mk2	12	15:15.50	28.93	77.34	1:14.59	3 79.10
10	7	VW1	John MAWDSLEY	VW Golf GTi Mk2	12	15:16.33	29.76	77.27	1:14.94	12 78.73
11	27	VW1	Craig ROBERTS	VW Golf GTi Mk2	12	15:17.09	30.52	77.21	1:14.66	9 79.03
12	4	VW1	Luke WALES	VW Golf GTi Mk2	12	15:25.13	38.56	76.53	1:14.62	11 79.07
13	17	VW1	Adam STEVENSON	VW Golf GTi Mk2	12	15:30.60	44.03	76.09	1:15.76	3 77.88
14	13	VW2	Oliver WILTON	VW Golf GTi Mk2	12	15:30.77	44.20	76.07	1:15.55	5 78.10
15	53	VW2	Andy KNOWLTON	VW Golf GTi Mk2	12	15:31.24	44.67	76.03	1:14.91	8 78.77
16	33	VW1	Gemma HAMPSHIRE	VW Golf GTi Mk2	12	15:32.25	45.68	75.95	1:15.65	7 78.00
17	58	VW2	Frank ARTHUR	VW Golf GTi Mk2	12	15:34.02	47.45	75.81	1:15.62	12 78.03
18	28	VW2	Adrian WARD	VW Golf GTi Mk2	12	15:34.32	47.75	75.78	1:15.22	7 78.44
19	14	VW1	Jamie BUTCHER	VW Golf GTi Mk2	12	15:35.15	48.58	75.71	1:15.77	12 77.87
20	64	VW1	Kevin GLOVER	VW Golf GTi Mk2	12	15:35.60	49.03	75.68	1:15.62	11 78.03
21	24	VW1	Guy STEVENS	VW Golf GTi Mk2	12	15:36.27	49.70	75.62	1:15.77	12 77.87
22	89	VW1	Sebastian PALMER	VW Golf GTi Mk2	12	15:45.16	58.59	74.91	1:16.56	12 77.07
23	70	VW2	Anthony MARLOW	VW Golf GTi Mk2	12	15:46.18	59.61	74.83	1:16.33	12 77.30
24	34	VW2	Pete STEPHENS	VW Golf GTi Mk2	12	15:50.88	1:04.31	74.46	1:16.98	9 76.65
25	35	VW1	Craig DEAKIN	VW Golf GTi Mk2	12	15:51.37	1:04.80	74.42	1:16.63	9 77.00
26	9	VW1	Susanna KENNISTON	VW Golf GTi Mk2	12	15:51.60	1:05.03	74.41	1:16.67	9 76.96
27	62	VW1	Andy HOLLEY	VW Golf GTi Mk2	12	15:55.34	1:08.77	74.11	1:17.30	12 76.33
28	47	VW1	Andrew WALKER	VW Golf GTi Mk2	12	16:00.06	1:13.49	73.75	1:17.29	5 76.34
29	6	VW2	Alistair SEDWELL	VW Golf GTi Mk2	12	16:04.06	1:17.49	73.44	1:17.71	6 75.93

#### Not-Classified

22	VW1	Mark CHRISTOPHER	VW Golf GTi Mk2	7	9:52.69	DNF	69.69	1:17.04	3	76.59
37	VW2	Jamie PACKHAM	VW Golf GTi Mk2	4	5:34.18	DNF	70.63	1:14.39	2	79.32

#### Non-Starters

10	VW2	James COLBOURNE	VW Golf GTi Mk2							
----	-----	-----------------	-----------------	--	--	--	--	--	--	--

#### Fastest Lap

41	VW2	Ian CARVELL	VW Golf GTi Mk2					1:12.48	3	81.41
4	VW1	Luke WALES	VW Golf GTi Mk2					1:14.62	11	79.07

Weather / Track: Cloudy / Dry


Start Time : 16:34

Silverstone National

23 Aug 08 16:51

Clerk of Course : 16:59	Time Issued :	Chief Timekeeper : Terry Stevens 
----------------------------	---------------	--------------------------------------

THESE RESULTS REMAIN PROVISIONAL FOR A MINIMUM OF 30 MINUTES FROM THE TIME OF ISSUE AND UNTIL ALL JUDICIAL AND TECHNICAL MATTERS HAVE BEEN SETTLED



Provisional Results - Race 10  
750 Motor Club MR2 Championship

Pl	No	Cl	Name	Car	Laps	Time	Behind	MPH	Best Lap on	MPH
1	58	MRB	Steve LUMLEY	Toyota MR2 Mk2	12	14:38.90		80.56	1:11.41	4 82.63
2	80	MRB	Adam LITCHFIELD	Toyota MR2 Mk2	12	14:40.80	1.90	80.39	1:11.81	4 82.17
3	73	MRB	Mark JESSOP	Toyota MR2 Mk2	12	14:45.78	6.88	79.93	1:11.79	10 82.19
4	41	MRB	Alastair TOPLEY	Toyota MR2 Mk2	12	14:46.16	7.26	79.90	1:11.93	4 82.03
5	95	MRB	Anthony DAY	Toyota MR2 Mk2	12	14:50.15	11.25	79.54	1:12.41	6 81.49
6	1	MRB	Patrick MORTELL	Toyota MR2 Mk2	12	14:52.15	13.25	79.36	1:11.88	6 82.09
7	12	MRB	Phil WILSON	Toyota MR2 Mk2	12	14:53.81	14.91	79.22	1:12.67	12 81.19
8	18	MRB	David HENDERSON	Toyota MR2 Mk2	12	14:54.30	15.40	79.17	1:12.60	5 81.27
9	69	MRB	Eliot DUNMORE	Toyota MR2 Mk2	12	14:58.02	19.12	78.85	1:12.82	4 81.03
10	7	MRB	John WILSON	Toyota MR2 Mk2	12	15:00.82	21.92	78.60	1:13.18	4 80.63
11	28	MRB	Zac CHAPMAN	Toyota MR2 Mk2	12	15:02.49	23.59	78.45	1:13.47	4 80.31
12	14	MRB	Rob HORSFIELD	Toyota MR2 Mk2	12	15:02.95	24.05	78.41	1:12.96	5 80.87
13	4	MRB	Nick JONES	Toyota MR2 Mk2	12	15:07.42	28.52	78.03	1:13.93	8 79.81
14	38	MRB	David BRYANT	Toyota MR2 Mk2	12	15:10.47	31.57	77.77	1:14.01	12 79.72
15	6	MRB	Clive MORPHETT	Toyota MR2 Mk2	12	15:14.69	35.79	77.41	1:14.19	3 79.53
16	5	MRB	Lee BULLOCK	Toyota MR2 Mk2	12	15:17.91	39.01	77.14	1:13.87	9 79.88
17	87	MRB	Richard WEAVING	Toyota MR2 Mk2	12	15:18.43	39.53	77.09	1:13.66	10 80.10
18	89	MRB	David WEAVING	Toyota MR2 Mk2	12	15:20.59	41.69	76.91	1:13.97	10 79.77
19	2	MRB	Rowland WOOLLEY	Toyota MR2 Mk2	12	15:31.30	52.40	76.03	1:14.37	11 79.34
20	64	MRB	Matthew MARSH	Toyota MR2 Mk2	12	15:33.29	54.39	75.87	1:13.68	7 80.08
21	98	MRA	Hugh GILMOUR	Toyota MR2 Mk1	12	15:35.84	56.94	75.66	1:15.86	11 77.78
22	79	MRA	Jonathan GRIMES	Toyota MR2 Mk1	12	15:36.34	57.44	75.62	1:15.67	11 77.98
23	99	MRA	Arthur GILMOUR	Toyota MR2 Mk1	12	15:36.42	57.52	75.61	1:15.54	11 78.11
24	88	MRB	Alric KITSON	Toyota MR2 Mk2	12	15:50.05	1:11.15	74.53	1:12.53	3 81.35
25	45	MRA	David BLOCK	Toyota MR2 Mk1	11	14:40.66	1 Lap	73.70	1:17.08	10 76.55
26	91	MRA	Nick REED	Toyota MR2 Mk1	11	14:41.39	1 Lap	73.64	1:16.43	9 77.20
27	57	MRA	Toni GLADDING	Toyota MR2 Mk1	11	14:42.84	1 Lap	73.52	1:17.16	11 76.47
28	21	MRA	Ben ROWE	Toyota MR2 Mk1	11	14:56.62	1 Lap	72.39	1:19.56	8 74.16
29	15	MRA	David ROWE	Toyota MR2 Mk1	10	14:41.21	2 Laps	66.96	1:22.28	5 71.71
30	19	MRB	Craig ROBERTSON	Toyota MR2 Mk2	9	15:06.63	3 Laps	58.57	1:13.71	9 80.05

Not-Classified

26 MRB Jeff HOLDEN Toyota MR2 Mk2 6 7:56.93 DNF 74.23 1:15.86 5 77.78

Fastest Lap

58 MRB Steve LUMLEY Toyota MR2 Mk2 1:11.41 4 82.63  
99 MRA Arthur GILMOUR Toyota MR2 Mk1 1:15.54 11 78.11

Weather / Track:

Start Time : 16:58

Silverstone National

23 Aug 08 17:15

Clerk of Course :

*[Signature]* 17 16

Time Issued :

Chief Timekeeper : Terry Stevens

*[Signature]*

THESE RESULTS REMAIN PROVISIONAL FOR A MINIMUM OF 30 MINUTES FROM THE TIME OF ISSUE AND UNTIL ALL JUDICIAL AND TECHNICAL MATTERS HAVE BEEN SETTLED



## Provisional Results - Race 11 - Heat

### Demon Tweeks / Yokohama Stock Hatch Championship

Pl	No	Cl	Name	Car	Laps	Time	Behind	MPH	Best Lap on	MPH
1	101	SH	Robbie BOON	Citroen Saxo VTR	12	15:30.61		76.08	1:14.68	7 79.01
2	75	SH	Joe McMILLAN	Citroen Saxo VTR	12	15:33.77	3.16	75.83	1:15.69	7 77.95
3	26	SH	Alan EASON	Citroen Saxo VTR	12	15:35.04	4.43	75.72	1:15.69	10 77.95
4	30	SHB	Kieran FORINTON	Peugeot 205 GTI	12	15:41.95	11.34	75.17	1:16.21	5 77.42
5	99	SH	Craig VARNEY	Citroen Saxo VTR	12	15:42.27	11.66	75.14	1:16.31	4 77.32
6	50	SHB	Wayne GOODWIN	Ford Fiesta XR2	12	15:43.76	13.15	75.02	1:16.77	12 76.86
7	21	SH	Jamie GOLBY	Citroen Saxo VTR	12	15:46.07	15.46	74.84	1:16.54	10 77.09
8	124	SHB	Pip HAMMOND	Vauxhall Nova GTE	12	15:48.02	17.41	74.69	1:16.73	10 76.90
9	16	SHB	Derek ROZIER	Ford Fiesta XR2i	12	15:52.66	22.05	74.32	1:16.89	12 76.74
10	47	SH	Will SARGENT	Peugeot 106 XSi	12	15:54.50	23.89	74.18	1:16.47	8 77.16
11	125	SH	Michael COMBER	Peugeot 106	12	15:54.68	24.07	74.17	1:16.78	12 76.85
12	72	SHB	Jonathan WOOLLEY	Ford Fiesta XR2i	12	15:59.05	28.44	73.83	1:16.11	6 77.52
13	70	SHB	Darren BARDEN	Peugeot 205 GTI	12	16:00.38	29.77	73.73	1:15.51	1 78.14
14	114	SH	Anthony COOPER	Citroen Saxo	12	16:00.49	29.88	73.72	1:18.20	8 75.45
15	46	SH	Liam SARGENT	Peugeot 106 XSi	12	16:00.71	30.10	73.70	1:17.59	11 76.05
16	83	SH	Trevor GREGORY	Citroen Saxo VTR	12	16:02.41	31.80	73.57	1:18.18	12 75.47
17	116	SHB	Colin THORPE	Ford Fiesta XR2	12	16:03.72	33.11	73.47	1:17.69	8 75.95
18	51	SHB	Ben GLADWYN	Peugeot 205 GTI	12	16:07.80	37.19	73.16	1:17.19	10 76.44
19	76	SHB	Daniel SPENCER	Ford Fiesta XR2	12	16:08.77	38.16	73.09	1:17.59	6 76.05
20	102	SHB	Toby HARRIS	Ford Fiesta XR2i	12	16:13.84	43.23	72.71	1:18.41	12 75.25
21	59	SH	Steve NOBLE	Citroen Saxo VTR	12	16:14.86	44.25	72.63	1:17.56	7 76.08
22	24	SH	Craig EMMERSON	Citroen Saxo VTR	12	16:15.65	45.04	72.57	1:17.58	10 76.06
23	86	SHB	Edward COOPER	Vauxhall Nova GSi	12	16:22.52	51.91	72.06	1:18.21	8 75.44
24	60	SH	Geoff BLUFF	Citroen Saxo VTR	12	16:38.35	1:07.74	70.92	1:19.52	5 74.20
25	111	SHB	Mark TOWNSEND	Vauxhall Nova GSi	12	16:45.07	1:14.46	70.45	1:20.31	5 73.47
26	123	SHB	Rob TAYLOR	Ford Fiesta XR2	12	16:45.21	1:14.60	70.44	1:20.17	5 73.60
27	39	SHB	Nick TEARLE	Ford Fiesta XR2i	12	16:45.38	1:14.77	70.43	1:20.18	6 73.59
28	126	SH	Eric SWAN	Peugeot 106	12	16:45.78	1:15.17	70.40	1:19.62	9 74.11
29	97	SHB	James ROWLEY	Peugeot 205 GTI	12	16:51.36	1:20.75	70.01	1:21.92	9 72.03
30	85	SH	Stuart HERRIOTT	Citroen Saxo VTR	11	16:28.31	1 Lap	65.67	1:23.70	11 70.49

#### Not-Classified

113	SH	Ian OAKES	Peugeot 106 XSi	10	13:00.65	DNF	75.58	1:16.14	8 77.49
81	SH	Mark ALDEN	Peugeot 106 XSi	10	13:41.97	DNF	71.78	1:19.66	2 74.07
66	SHB	Michael COX	Ford Fiesta XR2	10	13:55.14	DNF	70.65	1:18.83	7 74.85
64	SH	Pat GROVE	Peugeot 106 Rallye	10	14:06.04	DNF	69.74	1:15.91	5 77.73
25	SHB	Neil WALSH	Ford Fiesta XR2	8	12:20.89	DNF	63.71	1:18.57	7 75.10
37	SHB	Keith MORGAN	Suzuki Swift GTi	4	5:51.38	DNF	67.17	1:20.09	4 73.67
9	SH	Darren WILSON	Peugeot 106 XSi	2	2:59.76	DNF	65.65	1:20.93	1 72.91
67	SHB	Jason COX	Ford Fiesta XR2	2	3:26.78	DNF	57.07	1:27.04	1 67.79
14	SH	Carl SWAN	Citroen Saxo VTR	2	3:28.64	DNF	56.56	1:38.62	2 59.83
34	SHB	Mark WEBSTER	Ford Fiesta XR2	1	1:56.37	DNF	50.70	1:44.54	1 56.44

#### Fastest Lap

101	SH	Robbie BOON	Citroen Saxo VTR				1:14.68	7	79.01
70	SHB	Darren BARDEN	Peugeot 205 GTI				1:15.51	1	78.14

Weather / Track: Cloudy / Dry

Start Time : 14:26

Silverstone National

24 Aug 08 15:12

Clerk of Course :  15.17	Time Issued :	Chief Timekeeper : Terry Stavens 
--	---------------	---

THESE RESULTS REMAIN PROVISIONAL FOR A MINIMUM OF 30 MINUTES FROM THE TIME OF ISSUE AND UNTIL ALL JUDICIAL AND TECHNICAL MATTERS HAVE BEEN SETTLED



## Provisional Results - Race 12

### Mallock Gold Cup Handicap Race

Pl	No	Cl	Name	Car	Laps	Time	Behind	MPH	Best Lap on	MPH
1	10	M	Karl DEMPSEY	Mallock P20	12	13:13.71		95.85	59.58	11 99.03
2	11	M	Mark CHARTERIS	Mallock Mk20	12	13:24.70	10.99	97.13	59.44	3 99.27
3	17	M	Michael MALLOCK	Mallock Mk18	12	13:32.88	19.17	97.98	58.62	5 100.66
4	99	M	Richard IBRAHIM	Mallock Mk8B	12	13:34.86	21.15	77.65	1:13.30	9 80.50
5	38	M	Graham ONION	Mallock Mk14E	12	13:36.57	22.86	90.59	1:03.34	9 93.15
6	3	M	Adrian LESTER	Mallock Mk35	12	13:37.21	23.50	91.69	1:02.55	5 94.33
7	6	M	Malcolm MITTON	Mallock Mk20	12	13:38.49	24.78	86.51	1:06.76	10 88.38
8	7	M	Mike EVANS	Mallock Mk20	12	13:40.96	27.25	91.25	1:02.65	5 94.18
9	33	M	John HARRISON	Mallock Mk21	12	13:44.83	31.12	94.72	1:00.01	11 98.32
10	18	M	Malcolm JACKSON	Mallock Mk20B	12	13:45.18	31.47	94.68	1:00.18	8 98.05
11	19	M	Christopher BURNHAM	Mallock Mk21	12	13:45.37	31.66	85.79	1:07.16	6 87.86
12	66	M	Nigel CORRY	Mallock Mk30	12	13:46.28	32.57	89.48	1:04.24	9 91.85
13	69	M	Alan DAVENPORT	Mallock Mk18	12	13:47.06	33.35	81.94	1:09.83	4 84.50
14	22	M	Alze FULCO	Mallock Mk24B	12	13:47.79	34.08	86.58	1:06.64	11 88.54
15	5	M	Ray MALLOCK	Mallock Mk9	12	13:47.80	34.09	85.53	1:07.36	7 87.60
16	42	M	Ian MEGSON	Mallock Mk18	12	13:48.22	34.51	86.54	1:06.47	7 88.77
17	51	M	Barry WEBB	Mallock Mk16	12	13:50.11	36.40	88.49	1:04.53	10 91.44
18	43	M	Chris HART	Mallock Mk18	12	13:50.35	36.64	89.02	1:03.93	10 92.29
19	91	M	Michelle HAYWARD	Mallock Mk27	12	13:51.88	38.17	89.98	1:02.96	6 93.72
20	27	M	Gareth BARNETT	Mallock Mk21	12	13:52.14	38.43	88.27	1:04.25	10 91.84
21	54	M	Ian CROMBIE	Mallock Mk28B	12	13:53.73	40.02	89.77	1:03.38	5 93.10
22	30	M	Clive LESTER	Mallock Mk29	12	13:54.10	40.39	86.44	1:06.41	6 88.85
23	65	M	David BAIN	Mallock Mk11B	12	13:59.17	45.46	80.71	1:10.12	11 84.15
24	16	M	Jeremy BOUCKLEY	Mallock Mk22	12	13:59.35	45.64	80.69	1:10.16	11 84.10
25	0	M	Neil THOMPSON	Mallock Mk11	12	14:03.72	50.01	84.93	1:07.02	6 88.04
26	97	M	Richard WALTERS	Mallock Mk16	12	14:09.43	55.72	72.90	1:16.44	10 77.19
27	8	M	Ciaran DEMPSEY	Mallock Mk30	11	13:33.99	1 Lap	91.48	1:01.81	11 95.46

#### Not-Classified

1	M	Peter HARPER	Mallock Mk20B	11	13:12.64	DNF	91.05	1:01.08	2	96.60
41	M	Bob CROZIER	Mallock Mk11	10	12:21.51	DNF	85.95	1:05.31	9	90.34
25	M	Kevin McCORMICK	Mallock Mk25	3	4:29.47	DNF	65.69	1:21.56	1	72.34

#### Non-Starters

12	M	Howard PAYNE	Mallock Mk31							
14	M	Arthur DICKENS	Mallock Mk29							
4	M	Mike HICKSON	Mallock Mk20B							
44	M	Greg WOOD	Mallock Mk32							
75	M	Richard FRY	Mallock Mk8B							
77	M	Bob YARWOOD	Mallock Mk8							

#### Fastest Lap

17	M	Michael MALLOCK	Mallock Mk18					58.62	5	100.66
----	---	-----------------	--------------	--	--	--	--	-------	---	--------

Weather / Track:

Start Time : 15:05

Silverstone National

24 Aug 08 15:24

Clerk of Course : 	Time Issued :	Chief Timekeeper : Terry Stevens 
--	---------------	---

THESE RESULTS REMAIN PROVISIONAL FOR A MINIMUM OF 30 MINUTES FROM THE TIME OF ISSUE AND UNTIL ALL JUDICIAL AND TECHNICAL MATTERS HAVE BEEN SETTLED





## Provisional Results - Race 13

### 750 Trophy Series

Pl	No	Cl	Name	Car	Laps	Time	Behind	MPH	Best Lap on	MPH
1	20	TC	Paul MASON	Hague	9	11:34.18		76.50	1:14.12	8 79.61
2	2	TI	Roger WINDLEY	Time 3B	9	11:38.69	4.51	76.00	1:15.12	9 78.55
3	18	TC	Linden BRAND	JB	9	11:39.51	5.33	75.92	1:14.98	9 78.69
4	4	TC	David BRAND	Rawson	9	12:06.96	32.78	73.05	1:18.60	9 75.07
5	3	TC	David LARKINS	Gerrell Reliant	9	12:07.14	32.96	73.03	1:18.60	6 75.07
6	27	TC	Grahame WEETMAN	DNC	9	12:22.65	48.47	71.51	1:20.36	6 73.42
7	1	TC	Don RAWSON	Rawson Climax	9	12:24.80	50.62	71.30	1:20.71	4 73.11
8	55	TC	Roger ROWE	RWR	9	12:38.05	1:03.87	70.05	1:15.98	9 77.66
9	42	TI	Simon WINDLEY	Historic Vee	9	13:18.73	1:44.55	66.49	1:24.67	4 69.69
10	75	TA	Mike PECK	Austin 7	8	11:46.91	1 Lap	66.77	1:26.16	7 68.48
11	13	TA	Gregan THRUSTON	Austin Super	8	12:04.21	1 Lap	65.18	1:28.33	5 66.80
12	30	TA	Tim MYALL	Austin 7 Pigsty	8	12:04.74	1 Lap	65.13	1:28.09	5 66.98
13	5	TA	John SKEAVINGTON	Austin Ulster	8	12:17.57	1 Lap	64.00	1:29.43	4 65.98
14	50	TA	John CHURCH	A7 Rivitt Special	8	12:22.26	1 Lap	63.59	1:30.01	3 65.55
15	11	TD	Roy WRIGHT	Dastle 500	8	12:26.07	1 Lap	63.27	1:27.97	4 67.07
16	56	TC	John MARSHALL	Lotus Mk VI	8	12:29.74	1 Lap	62.96	1:30.47	6 65.22
17	32	TA	David WHETTON	A7 Mouse Racer	8	12:43.27	1 Lap	61.84	1:31.42	7 64.54
18	21	TA	Alistair FRAYLING-CORK	Austin 7 Special	7	11:48.32	2 Laps	58.31	1:37.74	7 60.37

#### Not-Classified

15	TC	Ulric HILLIAM	WEV	6	11:57.00	NCF	49.38	1:51.72	2	52.81
63	TC	Keith WHITBY	Omega	6	8:33.11	DNF	69.00	1:22.29	4	71.70

#### Non-Starters

14	TC	Andrew BORN	Phoenix
22	TI	Erle MINHINNICK	Apal Formula Vee
24	TA	John GASKING	Austin 7
26	TA	Mike WHITBY	Austin 7 Mason Special
29	TA	Stewart ARKLAY	Austin 7 Ulster Special
31	TA	Graham CHAMBERS	Austin Ulster
33	TD	Mike GILBERT	Cooper Mk IX

#### Fastest Lap

20	TC	Paul MASON	Hague	1:14.12	8	79.61
2	TI	Roger WINDLEY	Time 3B	1:15.12	9	78.55
75	TA	Mike PECK	Austin 7	1:26.16	7	68.48
11	TD	Roy WRIGHT	Dastle 500	1:27.97	4	67.07

Weather / Track: Cloudy / Dry

Start Time : 15:42

Silverstone National

24 Aug 08 15:55

Clerk of Course : 	Time Issued :	Chief Timekeeper : Terry Stevens 
--	---------------	---

THESE RESULTS REMAIN PROVISIONAL FOR A MINIMUM OF 30 MINUTES FROM THE TIME OF ISSUE AND UNTIL ALL JUDICIAL AND TECHNICAL MATTERS HAVE BEEN SETTLED



## Provisional Results - Race 14

### 750 Motor Club Formula 4 Championship

Pl	No	Cl	Name	Car	Laps	Time	Behind	MPH	Best Lap on	MPH
1	27	F4A	Jeremy WALKER	Van Diemen	14	14:18.79		96.19	58.76	6 100.42
2	5	F4A	Jonathan WESTON-TAYLOR	Mygale US 2000	14	14:23.64	4.85	95.65	1:00.65	10 97.29
3	45	F4A	Jamie JARDINE	Van Diemen	14	14:23.79	5.00	95.63	1:00.55	8 97.45
4	29	F4A	Chris TIMMS	Mygale 2000US	14	14:26.24	7.45	95.36	1:00.44	12 97.62
5	55	F4A	Peter ALLEN	Van Diemen RF00	14	14:32.61	13.82	94.66	1:00.98	4 96.76
6	7	F4A	Chris HODGEN	Van Diemen RF06	14	14:37.24	18.45	94.17	1:01.40	13 96.10
7	19	F4C	Matthew WOOD	Mygale	14	14:58.20	39.41	91.97	1:02.58	6 94.29
8	71	F4A	Andrew SMITH	Van Diemen	14	14:58.34	39.55	91.95	1:01.90	13 95.32
9	10	F4A	Jennifer SCOTT	Van Diemen RF99	14	15:04.60	45.81	91.32	1:02.72	10 94.08
10	64	F4C	John WHITBOURN	Ray GRS02	14	15:09.44	50.65	90.83	1:03.48	8 92.95
11	36	F4C	Oliver SIRRELL	Van Diemen	14	15:11.04	52.25	90.67	1:02.94	7 93.75
12	58	F4A	David SHELTON	Van Diemen RF95	13	14:19.21	1 Lap	89.27	1:04.48	12 91.51
13	31	F4C	Mark EDWARDS	Mygale	13	14:27.47	1 Lap	88.42	1:04.12	9 92.02
14	39	F4C	James HARRIS	Mygale SJ00	13	14:28.57	1 Lap	88.31	1:03.84	8 92.42
15	57	F4A	Simon EMMERSON	Van Diemen	13	14:28.80	1 Lap	88.29	1:04.85	12 90.99
16	26	F4A	Andrew MINNETT	Van Diemen	13	14:41.63	1 Lap	87.00	1:05.75	13 89.74
17	96	F4A	Ankit LOVE	Tatuus	13	15:23.45	1 Lap	83.06	1:06.68	13 88.49

#### Not-Classified

54	F4A	Paul HEAVEY	Leystone DH001	11	12:49.80	DNF	84.31	1:05.99	5	89.41
99	F4I	Charles ADRIAN	Van Diemen RF93	9	9:37.25	DNF	91.99	1:00.99	9	96.74
91	F4B	David HEALEY	Delta T92	1	1:58.63	DNF	49.74	1:48.93	1	54.17
34	F4C	Alan YULE	Mygale 01	0		Starter	0.00			

#### Exclusions

3	F4A	Malcolm SCOTT	Van Diemen RF00	G80 - Overtaking under yellow flag						
43	F4A	John ROBERTS	Van Diemen	G80 - Overtaking under yellow flag						
8	F4B	Clive YORATH	Reynard SF84	G80 - Overtaking under yellow flag						

#### Non-Starters

44	F4C	Phil BURROWS	Mygale SJ01							
----	-----	--------------	-------------	--	--	--	--	--	--	--

#### Fastest Lap



27	F4A	Jeremy WALKER	Van Diemen					58.76	6	100.42
99	F4I	Charles ADRIAN	Van Diemen RF93					1:00.99	9	96.74
19	F4C	Matthew WOOD	Mygale					1:02.58	6	94.29
91	F4B	David HEALEY	Delta T92					1:48.93	1	54.17

Weather / Track: Cloudy / Dry

Start Time : 16:04

Silverstone National

24 Aug 08 17:35

Clerk of Course :  17:30	Time Issued : 17:38	Chief Timekeeper : Terry Stevens 
--	------------------------	---

THESE RESULTS REMAIN PROVISIONAL FOR A MINIMUM OF 30 MINUTES FROM THE TIME OF ISSUE AND UNTIL ALL JUDICIAL AND TECHNICAL MATTERS HAVE BEEN SETTLED



**Provisional Results - Race 15**  
**Polleysport / Yokohama SAXMAX Championship**

Pl	No	Cl	Name	Car	Laps	Time	Behind	MPH	Best Lap on	MPH
1	7	SAX	James COLBURN	Citroen Saxo VTR	12	15:26.41		76.43	1:16.12	7 77.51
2	34	SAX	Joe FERGUSON	Citroen Saxo VTR	12	15:28.41	2.00	76.26	1:15.95	10 77.69
3	29	SAX	Patrick FLETCHER	Citroen Saxo VTR	12	15:29.60	3.19	76.17	1:16.05	6 77.59
4	44	SAX	Abbie EATON	Citroen Saxo VTR	12	15:30.46	4.05	76.10	1:16.28	11 77.35
5	50	SAX	Patrick MASON	Citroen Saxo VTR	12	15:40.01	13.60	75.32	1:16.74	10 76.89
6	66	SAX	Anton SPIRES	Citroen Saxo VTR	12	15:40.97	14.56	75.25	1:16.72	5 76.91
7	23	SAX	Chris WARBURTON	Citroen Saxo VTR	12	15:41.18	14.77	75.23	1:16.93	11 76.70
8	13	SAX	Josh COOK	Citroen Saxo VTR	12	15:45.19	18.78	74.91	1:17.10	3 76.53
9	20	SAX	Joe GRINSELL	Citroen Saxo VTR	12	15:45.60	19.19	74.88	1:17.15	5 76.48
10	77	SAX	Declan ARMSTRONG	Citroen Saxo VTR	12	15:46.58	20.17	74.80	1:16.85	12 76.78
11	68	SAX	Alexander LENNON	Citroen Saxo VTR	12	15:48.81	22.40	74.62	1:17.18	12 76.45
12	21	SAX	Aaron TRIGWELL	Citroen Saxo VTR	12	15:50.56	24.15	74.49	1:17.35	8 76.28
13	69	SAX	Marcus NIALL	Citroen Saxo VTR	12	15:52.06	25.65	74.37	1:17.24	3 76.39
14	15	SAX	Jamie BROWN	Citroen Saxo VTR	12	15:52.43	26.02	74.34	1:17.41	7 76.22
15	31	SAX	Matthew WELLER	Citroen Saxo VTR	12	15:57.76	31.35	73.93	1:17.62	7 76.02
16	88	SAX	Oliver WHITE	Citroen Saxo VTR	12	15:58.62	32.21	73.86	1:17.72	3 75.92
17	49	SAX	Zoe WENHAM	Citroen Saxo VTR	12	16:25.58	59.17	71.84	1:20.55	6 73.25
18	22	SAX	Emma LADDIMAN	Citroen Saxo VTR	12	16:46.09	1:19.68	70.38	1:21.06	3 72.79

**Fastest Lap**

34 SAX Joe FERGUSON Citroen Saxo VTR 1:15.95 10 77.69

Weather / Track: Cloudy / Dry


Start Time : 16:27

Silverstone National

24 Aug 08 16:44

Clerk of Course :  16:50	Time Issued :	Chief Timekeeper : Terry Stevens 
--	---------------	---

THESE RESULTS REMAIN PROVISIONAL FOR A MINIMUM OF 30 MINUTES FROM THE TIME OF ISSUE AND UNTIL ALL JUDICIAL AND TECHNICAL MATTERS HAVE BEEN SETTLED



## Provisional Results - Race 16 - Final

### Demon Tweeks / Yokohama Stock Hatch Championship

Pl	No	Cl	Name	Car	Laps	Time	Behind	MPH	Best Lap on	MPH
1	7	SH	Ryan BENSLEY	Citroen Saxo VTR	12	15:06.77		78.08	1:14.23	3 79.49
2	1	SH	Maurice HAYDEN	Citroen C2 VTS	12	15:11.19	4.42	77.71	1:14.54	5 79.16
3	20	SH	Gareth WRIGHT	Peugeot 106 XSi	12	15:14.30	7.53	77.44	1:14.65	5 79.04
4	4	SH	Terry ROUGHTON	Citroen Saxo VTR	12	15:16.03	9.26	77.30	1:14.82	5 78.86
5	107	SHB	Matt DIGBY	Ford Fiesta XR2	12	15:17.09	10.32	77.21	1:14.81	4 78.87
6	48	SH	Wayne HARRIS	Citroen Saxo VTR	12	15:17.39	10.62	77.18	1:14.96	3 78.71
7	89	SH	George MURRELLS	Citroen Saxo VTR	12	15:17.71	10.94	77.15	1:14.65	6 79.04
8	3	SH	Simon HUNT	Peugeot 106 XSi	12	15:18.91	12.14	77.05	1:14.90	4 78.78
9	74	SH	Chris CODY	Citroen Saxo VTR	12	15:19.05	12.28	77.04	1:14.73	6 78.96
10	101	SH	Robbie BOON	Citroen Saxo VTR	12	15:19.50	12.73	77.00	1:14.67	9 79.02
11	41	SH	Martin WARD	Citroen Saxo VTR	12	15:21.03	14.26	76.88	1:14.62	6 79.07
12	12	SH	Jeff HUMPHRIES	Peugeot 106 Rallye	12	15:25.70	18.93	76.49	1:15.11	4 78.56
13	82	SH	Graham MULHOLLAND	Citroen Saxo VTR	12	15:25.87	19.10	76.47	1:15.00	10 78.67
14	15	SH	James MARSHALL	Citroen Saxo VTR	12	15:27.37	20.60	76.35	1:15.17	6 78.49
15	93	SH	Andrew FOLEY	Citroen Saxo VTR	12	15:28.41	21.64	76.26	1:15.02	6 78.65
16	52	SH	Shaun HAGEN	Citroen Saxo VTR	12	15:28.74	21.97	76.24	1:15.28	6 78.38
17	122	SH	Andrew TIBBS	Citroen Saxo VTR	12	15:31.69	24.92	76.00	1:15.42	7 78.23
18	71	SHB	Tim MIZEN	Ford Fiesta XR2i	12	15:32.03	25.26	75.97	1:15.66	7 77.99
19	121	SHB	Andrew FELLOWS	Peugeot 205 GTi	12	15:32.59	25.82	75.92	1:15.51	6 78.14
20	27	SH	Nick CARTER	Vauxhall Corsa Sport	12	15:34.25	27.48	75.79	1:15.89	6 77.75
21	42	SHB	Lee SCOTT	Ford Fiesta XR2i	12	15:34.61	27.84	75.76	1:15.92	11 77.72
22	26	SH	Alan EASON	Citroen Saxo VTR	12	15:34.82	28.05	75.74	1:15.76	12 77.88
23	75	SH	Joe McMILLAN	Citroen Saxo VTR	12	15:36.80	30.03	75.58	1:15.96	7 77.68
24	10	SHB	Matt ROZIER	Peugeot 205 GTi	12	15:37.56	30.79	75.52	1:16.03	7 77.61
25	88	SHB	Damian COTTRELL	Ford Fiesta XR2	12	15:42.18	35.41	75.15	1:16.46	9 77.17
26	77	SHB	Andy PHILPOTTS	Ford Fiesta XR2i	12	15:42.24	35.47	75.15	1:15.78	8 77.86
27	91	SH	Ashley COLLINS	Vauxhall Corsa Sport	12	15:43.43	36.66	75.05	1:16.48	7 77.15
28	99	SH	Craig VARNEY	Citroen Saxo VTR	12	15:43.73	36.96	75.03	1:16.10	5 77.53
29	115	SH	Andrew THORPE	Peugeot 106 XSi	12	15:44.33	37.56	74.98	1:16.02	7 77.62
30	21	SH	Jamie GOLBY	Citroen Saxo VTR	12	15:44.75	37.98	74.95	1:16.35	8 77.28
31	73	SH	Craig McILVAR	Ford Sport Ka	12	15:45.31	38.54	74.90	1:16.60	4 77.03
32	50	SHB	Wayne GOODWIN	Ford Fiesta XR2	12	15:46.44	39.67	74.81	1:16.84	5 76.79
33	47	SH	Will SARGENT	Peugeot 106 XSi	12	15:51.09	44.32	74.45	1:16.83	8 76.80
34	30	SHB	Kieran FORINTON	Peugeot 205 GTi	12	15:52.07	45.30	74.37	1:16.55	6 77.08
35	11	SHB	Noel MOFFITT	Peugeot 205 GTi	12	15:57.11	50.34	73.98	1:16.77	6 76.86
36	125	SH	Michael COMBER	Peugeot 106	12	15:59.58	52.81	73.79	1:16.71	5 76.92
37	124	SHB	Pip HAMMOND	Vauxhall Nova GTE	12	16:01.54	54.77	73.64	1:17.07	11 76.56
38	22	SHB	Gary FEAKINS	Peugeot 205 GTi	12	16:02.86	56.09	73.54	1:14.90	6 78.78

#### Not-Classified

16	SHB	Derek ROZIER	Ford Fiesta XR2i	9	11:56.07	DNF	74.16	1:16.61	7	77.02
58	SH	Mike WEBB	Citroen Saxo VTR	2	5:00.15	DNF	39.32	1:19.95	1	73.80

#### Fastest Lap



7	SH	Ryan BENSLEY	Citroen Saxo VTR					1:14.23	3	79.49
107	SHB	Matt DIGBY	Ford Fiesta XR2					1:14.81	4	78.87

Weather / Track: Cloudy / Dry

Start Time : 16:51

Silverstone National

24 Aug 08 17:08

Clerk of Course : 	Time Issued :	Chief Timekeeper : Terry Stevens 
--	---------------	---

THESE RESULTS REMAIN PROVISIONAL FOR A MINIMUM OF 30 MINUTES FROM THE TIME OF ISSUE AND UNTIL ALL JUDICIAL AND TECHNICAL MATTERS HAVE BEEN SETTLED



## Provisional Results - Race 17

### Demon Tweeks / Yokohama Locost Championship

Pl	No	Cl	Name	Car	Laps	Time	Behind	MPH	Best Lap on	MPH
1	5	LC	David BARTHOLOMEW	Locost	12	15:20.48		76.92	1:15.10	7 78.57
2	99	LC	Martin GAMBLING	Locost	12	15:20.63	0.15	76.91	1:14.73	8 78.96
3	3	LC	Richard JENKINS	Locost	12	15:21.21	0.73	76.86	1:15.13	9 78.54
4	69	LC	Spencer LYON	Locost	12	15:21.72	1.24	76.82	1:15.19	5 78.47
5	36	LC	Scott MITTELL	Locost	12	15:21.83	1.35	76.81	1:15.30	8 78.36
6	4	LC	Alastair GARRATT	Locost	12	15:22.11	1.63	76.79	1:15.03	5 78.64
7	46	LC	Kevin LUCAS	Locost	12	15:22.45	1.97	76.76	1:14.92	6 78.76
8	11	LC	Samir ABID	Locost	12	15:22.63	2.15	76.74	1:15.27	12 78.39
9	14	LC	Matt CHERRINGTON	Locost	12	15:23.20	2.72	76.69	1:14.85	9 78.83
10	47	LC	Robert PALIN	Locost	12	15:23.47	2.99	76.67	1:15.15	5 78.51
11	83	LC	Paul PRESGRAVES	Locost	12	15:24.51	4.03	76.59	1:15.12	6 78.55
12	28	LC	David BLACK	Locost	12	15:26.53	6.05	76.42	1:15.12	7 78.55
13	48	LC	Tom COLLER	Locost	12	15:30.06	9.58	76.13	1:15.47	2 78.18
14	34	LC	Sam BROUGH	Locost	12	15:32.33	11.85	75.94	1:15.44	5 78.21
15	31	LC	Rhys OWEN	Locost	12	15:43.94	23.46	75.01	1:16.40	3 77.23
16	25	LC	Richard DIXON	Locost	12	15:44.29	23.81	74.98	1:16.40	4 77.23
17	85	LC	James O'DONNELL	Locost	12	15:44.73	24.25	74.95	1:15.47	5 78.18
18	21	LC	Jason GIBBONS	Locost	12	15:49.27	28.79	74.59	1:15.46	2 78.19
19	57	LC	Mike LEAR	Locost	12	15:49.85	29.37	74.54	1:15.94	6 77.70
20	51	LC	Alastair ECCLESFIELD	Locost	12	15:52.77	32.29	74.31	1:16.96	6 76.67
21	91	LC	Richard ROTHERY	Locost	12	15:55.83	35.35	74.08	1:17.10	7 76.53
22	66	LC	Alex VON EHRHEIM	Locost	12	15:58.19	37.71	73.89	1:16.76	6 76.87
23	73	LC	Rob APSEY	Locost	12	16:04.66	44.18	73.40	1:17.02	3 76.61
24	50	LC	James McALLISTER	Locost	12	16:39.46	1:18.98	70.84	1:21.24	9 72.63
25	87	LC	David INCE	Locost	11	15:48.13	1 Lap	68.46	1:22.73	5 71.32
<b>Not-Classified</b>										
59	LC		Carl PICKERING	Locost	9	12:30.13	DNF	70.79	1:19.73	4 74.00
43	LC		Simon WOOD	Locost	7	9:02.95	DNF	76.07	1:15.21	4 78.45
68	LC		Andy POINTER	Locost	7	9:29.78	DNF	72.49	1:18.04	6 75.61
1	LC		Declan McDONNELL	Locost	1	1:28.85	DNF	66.41	1:22.83	1 71.24
<b>Non-Starters</b>										
39	LC		Steve EVANS	Locost						
<b>Fastest Lap</b>										
99	LC		Martin GAMBLING	Locost				1:14.73	8	78.96

Weather / Track: Cloudy / Dry

Start Time : 17:15

Silverstone National

24 Aug 08 17:33

Clerk of Course : 17.43	Time Issued :	Chief Timekeeper : Terry Stevens 
----------------------------	---------------	--------------------------------------

THESE RESULTS REMAIN PROVISIONAL FOR A MINIMUM OF 30 MINUTES FROM THE TIME OF ISSUE AND UNTIL ALL JUDICIAL AND TECHNICAL MATTERS HAVE BEEN SETTLED