



Championship Car Races

Official Programme £2.50



MotorSportVision 

25th & 26th Apr '09

BrandsHatch 

Programme Amendments

Brands Hatch

25 - 26 Apr 2009

Please add the following

Formula	No	Cls	Driver	Car
750 Formula	57	B	David Watts	Centaur MK16
Bike-Sports	9	A	Steve Robinson	Genesis RR
	23	A	James Walker	Westfield Megabusa
	29	A	Andrew Grant	Radical Clubsport
	44	B	Judi Dentsley	Fisher Fury
Formula 4	15	A	Andrew Minnett	Van Diemen
	26	A	Edward Heinzelmann	Tatus 98
	30	A	Matthew Clark	Tatus 98
	31	A	David Shelton	Van Diemen RF95
Locost	74		Campbell Cassidy	Locost
RGB	28	C	Matthew Green	Fisher Fury
	30	B	Stephen Dean	Fisher Menace
SAXMAX	18		Jordan Willson	Citroen Saxo

Please delete the following

Formula	No	Cls	Driver	Car
750 Formula	70	B	Guy Sheppard	ADR 3 GS
Bike-Sports	28	A	David Jones	Aztec SP02 2009
Formula Vee	1		Daniel Hands	GAC 001
	33		Sam Oliveira	Sheane 91
Kit Cars	71	B	Mark Alexander - Williams	Syva Phoenix
Locost	12	T	Ed Pither	Locost
	43		Simon Wood	Locost
RGB	68	B	Adrian Moore	Genesis Evo



This meeting is held under the General Regulations of the MSA (incorporating the provisions of the International Sporting Code of the FIA) and the Supplementary Regulations, Final Instructions and any written instructions which the Organisers issue for the race meeting. **MSA Permit: 50679.**

RACE MEETING OFFICIALS

MSA STEWARD
A.Steele

CLERKS OF COURSE
J.Floyd

R.Clements J.Smith

CLUB STEWARDS
V.Ayres I.Thompson

TIMEKEEPERS
T.Stevens (Chief)
A.Stevens S.Driver

SCRUTINEERS
D.Smith (Chief)
S.Ford M.Lambkin-Smith
H.Downes V.Eacott
A.Johnson R.Blackmore

INCIDENT OFFICER
A.Bennett

CHIEF MARSHAL
P.Harding

RACE RESCUE UNIT/S
750 Motor Club

COMMENTATOR
M.Pye

SECRETARY
OF THE MEETING
Robin Knight

MARSHALS
750 Motor Club
BMMC & friends

BREAKDOWN UNITS
D & G Cars

CHILD PROTECTION OFFICER --
V.Ayres

APPROXIMATE TIMETABLE

Saturday		Practice
1	750MC MR2 Championship	9.00
2	750MC Formula 4 Championship	9.25
3	Polleysport/Yokohama SAXMAX Championship - untimed	9.50
4	Demon Tweeks/Yokohama Locost Championship	10.15
5	AB Performance RGB Championship	10.40
6	750MC Formula Vee Championship - session A	11.05
7	750MC Formula Vee Championship - session B	11.30
8	Polleysport/Yokohama SAXMAX Championship	11.55
Races (* = green flag lap)		Time
1	750MC MR2 Championship - Heat 1	12.35
<i>Lunchbreak</i>		
2	750MC Formula 4 Championship *	1.50
3	750MC MR2 Championship - Final 1	2.20
4	Demon Tweeks/Yokohama Locost Championship	2.50
5	750MC Formula Vee Championship - Heat *	3.15
6	AB Performance RGB Championship	3.45
7	750MC MR2 Championship - Heat 2	4.15
8	Polleysport/Yokohama SAXMAX Championship	4.40
9	750MC Formula Vee Championship - Final *	5.10
10	750MC MR2 Championship - Final 2	5.40
Sunday		Practice
1	Premier Choice Group 750 Formula Championship	10.00
2	750MC Kit Car Championship	10.25
3	750MC Bike-Sports Championship	10.50
4	Polleysport/Yokohama SAXMAX Championship	11.15
5	750MC Golf GTi Championship	11.40
Races (* = green flag lap)		Time
11	AB Performance RGB Championship *	12.05
12	750MC Formula Vee Championship - Heat *	12.35
<i>Lunchbreak</i>		
13	Premier Choice Group 750 Formula Championship *	1.50
14	750MC Kit Car Championship	2.20
15	750MC Bike-Sports Championship *	2.50
16	Polleysport/Yokohama SAXMAX Championship	3.25
17	750MC Formula Vee Championship - Final *	3.55
18	750MC Golf GTi Championship	4.25
19	Premier Choice Group 750 Formula Championship *	4.55
20	750MC Bike-Sports Championship *	5.25

The organisers reserve the right, with the permission of the Stewards of the Meeting and/or the Clerk of Course, to amend the timetable, to change the order in which events are run and to postpone, cancel or abandon the meeting or any part thereof.

Races 1/3 & 7/10**13 mins + 1 lap****750 Motor Club Toyota MR2 Championship**

The 750 Motor Club Toyota MR2 Championship started in 2008 & is for production based sports cars run as near standard specification as possible allowing for safety requirements. There are separate classes. Class A for the Mk1, class B for the Mk2 and class C for the Mk3. Very few modifications are allowed to keep costs down and maintain its aims as a budget series. All cars run on a control Toyo tyre and there are minimum weights in classes to even-out the performance.

No	Cls	Driver	Car details	ccs	Hometown
6	C	Alic Kilson	Toyota MR2 Mk3	1800	Scunthorpe
12	A	David Rowe	Toyota MR2 Mk1	1600	Holsworthy
16	B	Christian Devereux	Toyota MR2	1600	London
21	A	Ben Rowe	Toyota MR2 Mk1	1600	Holsworthy
22	B	Lee Bullock	Toyota MR2 MK2	2000	Burton-On-Trent
25	B	Clive Morphett	Toyota MR2 MK2	2000	Nottingham
27	B	Dallas Jackson	Toyota MR2	2000	Wickford
28	B	Zac Chapman	Toyota MR2	2000	Wareham
29	B	David Litchfield	Toyota MR2 Mk2	2000	London
30	B	Rob Horsfield	Toyota MR2 Mk2	2000	Salisbury
31	B	Jeff Holden	Toyota MR2 Mk2	2000	Rochdale
33	B	Tony Taylor	Toyota MR2	1998	Hertford
34	B	Alex Knight	Toyota MR2	1600	Glasgow
35	B	Antony Knight	Toyota MR2	2000	Sheffield
36	B	Robert Barnett	Toyota MR2 Mk2	2000	Towcester
37	B	Andrew Knight	Toyota MR2	2000	London
38	B	David Bryant	Toyota MR2 Mk2	2000	Northampton
50	B	Guy Hefford	Toyota MR2 Mk2	2000	Leatherhead
51	B	Peter Lewis	Toyota MR2 Mk2	2000	Bedford
55	B	Andrei Bgatov	Toyota MR2 Mk2	2000	Cambridge
56	B	Teresa Buckley	Toyota MR2 MK2	2000	Torquay
58	B	Steve Lumley	Toyota MR2 MK2	2000	Bury St. Edmunds
64	B	Matthew Marsh	Toyota MR2 MK2	2000	Northampton
66	B	Peter Taylor	Toyota MR2 Mk2	1998	Dorking
67	B	Simon Aris	Toyota MR2	1998	Lowestoft
68	B	Alexander Lennon	Toyota MR2	2000	Stowmarket
73	B	Mark Jessop	Toyota MR2 Mk2	2000	Market Rasen
76	C	Patrick Mortell	Toyota MR2 Roadster	2000	Kenilworth
77	B	John Wilson	Toyota MR2 Mk2	2000	Worcester
78	C	Rowland Woolley	Toyota MR2 Mk2	2000	Lutterworth
79	A	Jonathan Grimes	Toyota MR2 Mk1	1600	Ascot
89	B	David Weaving	Toyota MR2 MK2	2000	Launceston
95	B	Anthony Day	Toyota MR2 Mk2	2000	Thame

750 Motor Club MR2 Championship 2009

1st	32	B	Alan Henderson	4th	20	B	Zac Chapman
2nd	25	A	David Thomas	5th	19	B	Mark Jessop
3rd	21	B	Andrei Bgatov	6th	19	A	Arthur Gilmour




Race 2**18 mins + 1 lap****750 Motor Club Formula 4 Championship**

Single seaters running in 3 classes.
 Class A: Cars built after 1/1/95 plus F3 derived cars.
 Class B: Cars built before 1/1/95.
 Class C: Formula Ford Zetec.
 Engines: Ford 1800 Zetec in both FF Zetec and modified form, motorcycle engines, Pinto & VW Polo.
 All classes are limited to 4-speed (or standard box in the bike-engined cars) plus mandatory reverse; these are racing gearboxes with freedom of choice of ratios. Avon control compound slicks; wets are free.

No	Cls	Driver	Car details	ccs	Hometown
3	A	Jonathan Weston-Taylor	Mygale US 2000	1800	Chesterfield
4	A	Malcolm Scott	Van Diemen RF00	1800	Upminster
6	A	Jennifer Scott	Van Diemen RF99	1800	Coalville
7	A	Chris Hodgen	Van Diemen RF09	1800	Chorley
12	A	Bryn Tootell	Van Diemen RF06	1800	Rochdale
20	C	Matt Hayes	Jamun M97Z	1800	Dover
22	A	James Simons	Mygale SJ99	2000	Leighton Buzzard
23	C	Simon Butler	Vector M95	1800	Nottingham
27	A	Mark Conroy	Tatuus FR98	2000	Sheffield
28	A	Nic Scott	Tatuus RC96/97	2000	Weybridge
29	B	Anthony Newman	Van Dieman	2000	London
39	C	James Harris	Mygale SJ00	1800	Colchester
42	B	Richard Hypher	Van Diemen RF86	1800	Wantage
48	A	Mark Bean	Ray 016/98	1800	Winchester
49	A	Rob Manser	Van Diemen FR	2000	Reading
64	C	John Whitbourn	Ray GRS02	1800	Burgess Hill
77	A	Robbie Watts	Van Dieman RF97	1800	Benfleet
83	C	Paul Presgraves	Van Diemen RF98	1800	Peterborough
88	A	David Marshall	Van Dieman RF00	1800	Manchester
99	B	Charles Adrian	Van Diemen RF93	1800	Worcester

750 Motor Club Formula 4 Championship 2009

1 st	47	A	J Weston-Taylor	4 th	28	A	Nic Scott
2 nd	42	A	Malcolm Scott	5 th	28	A	Chris Hodgen
3 rd	34	A	Bryn Tootell	6 th	28	A	John Roberts



Race 4

13 mins + 1 lap

Demon Tweeks/Yokohama Locost Championship

The 750 Motor Club Locost Championship is for cars built to the same basic design and using a standard Ford 1300 cc crossflow engine, gearbox and many other standard components. All cars run with a 'control' camshaft from Kent Cams; modifications are limited to a rebore and basic 'blue-printing'. There is also a 'control' tyre, the Yokohama A539. There is free choice of spring rates and anti-roll bars; dampers must be steel-bodied and single-adjustable.

No	Cls	Driver	Car details	ccs	Hometown
1		David Bartholomew	Locost	1300	Reading
3		Alastair Garratt	Locost	1300	Nottingham
4		Scott Mittell	Locost	1300	Eastleigh
6		Richard Jenkins	Locost	1300	Norwich
8	B	Matt Cherrington	Locost	1300	Melksham
9		Mark Glover	Locost	1300	Derby
12	T	Ed Pither	Locost	1300	Hinckley
22		James McAllister	Locost	1300	Glossop
23		Andy Shepherd	Locost	1300	Tadley
25		Richard Dixon	Locost	1300	Norwich
26		John McLaren	Locost	1300	Burntwood
28		David Black	Locost	1300	Birmingham
30	T	Lynfei Owen	Locost	1300	Leamington Spa
38		Samuel Gill	Locost	1300	Gosport
39		Steve Evans	Locost	1300	Leicester
40		Paul Bryant	Locost	1300	Taunton
42		Simon Ironside	Locost	1300	Edinburgh
43		Simon Wood	Locost	1300	Cambridge
46	T	Nicholas Morley	Locost	1300	London
48		Tom Coller	Locost	1300	Canterbury
53		Mark Gogle	Locost	1300	Wolverhampton
54		David Morrow	Locost	1300	Hungerford
57	T	Nick Lear	Locost	1300	Bristol
58	T	John Bunce	Locost	1300	Marlborough
60	T	Richard Bradley	Locost	1300	Spilsby
65		Sean Graham	Locost	1300	Gosport
67		Ernie Gushlow	Locost	1300	London
71		Victoria Pickles	Locost	1300	Louth
73		Rob Apsey	Locost	1300	Watford
77		James Pinkerton	Locost	1300	Leamington Spa
88		Steve Kirby	Locost	1300	Berkeley
91		Max Lees	Locost	1300	Leicester
96		Chris Hubbard	Locost	1300	Peterborough

Demon Tweeks



750 Motor Club Locost Championship 2009

1st	65	Scott Mittell	4th	39	Ed Pither
2nd	48	James Pinkerton	5th	38	Sam Bradley
3rd	47	Rhys Owen	6th	33	Alastair Garratt

Races 5/9 & 12/17

13 mins + 1 lap

750 Motor Club Formula Vee Championship

The 750 Motor Club Formula Vee championship is ideal for beginner and 'expert' alike, looking for competitive single seater racing on a low budget. It has been run by the 750 Motor Club since 1980 and is probably the cheapest way to go single seater racing in the UK.

Engine, gearbox and much of the suspension and braking system is from the VW 1300 Beetle and this, along with a Dunlop 'control' tyre puts the emphasis on driver ability to win races.

No	Cl	Driver	Car details	ccs	Hometown
1		Daniel Hands	GAC 001	1300	Bicester
5		Ian Buxton	Gac	1300	Leek
10		Steve Ough	AHS Dominator	1300	Shipley
12		Paul Taylor	GAC 2008	1300	East Grinstead
17	B	Ian Jordan	Sheane	1300	Tonbridge
19		Clinton Bell	Venom	1300	Colchester
23		Sam Engineer	Sheane Mk2	1300	Bedford
27		Declan McDonnell	GAC Vee	1300	Hertford
28	B	Ben Williams	Sheane Mk1	1300	Uckfield
31		John Stapleton	Leystone JH002	1300	Dartford
32	B	Alan Robinson	Leystone	1300	Manchester
33		Sam Oliveira	Sheane 91	1300	Brackley
35	B	Ian Foley	Scarab Mk2	1300	Norwich
43		Neale Hurren	AHS Challenger	1300	London
49		Richard Honick	Sheane Mk3	1300	Birmingham
62		David Heavey	Leystone JH004	1300	Ireland
76		Tom Kemp	AHS Challenger	1300	Norwich
85		Tony Dowson	Sheane	1300	London
87		Jenny Anderson	GAC 03	1300	Woking
97		Perry Tubb	Pirtek Marauder	1300	Gt Dunmow

The above drivers are in the first vee practice session - those on the next page are in the second session.

From the combined times of those two sessions, the slowest 28 go into the Heat (Race 5) the remainder into the Final (Race 9), which will be topped-up to 28 by the top finishers in the Heat. The same principle is used for Sunday's Heat and Final, but using the drivers 2nd fastest times in practice on Saturday.



Races 5/9 & 12/17**13 mins + 1 lap****750 Motor Club Formula Vee Championship**

The 750 Motor Club Formula Vee championship is ideal for beginner and 'expert' alike, looking for competitive single seater racing on a low budget. It has been run by the 750 Motor Club since 1980 and is probably the cheapest way to go single seater racing in the UK. Engine, gearbox and much of the suspension and braking system is from the VW 1300 Beetle and this, along with a Dunlop 'control' tyre puts the emphasis on driver ability to win races.

No	Cls	Driver	Car details	ccs	Hometown
2		Paul Smith	Dominator 01	1300	Grays
3		John Hughes	Scarab MK5	1300	Bristol
6		Peter Belsey	Spyder MK2	1300	Reading
7		Martin Farmer	Sheane	1300	Castle Bromwich
9		Stephen Glasswell	Storm	1300	Bury St. Edmunds
11		Tim Probert	Storm FF1	1300	Richmond
25		Ivan Turner	Leystone	1300	Sidcup
26		Peter Andrews	Sheane Mk2	1300	Birmingham
29		Chris Wilsher	Sheane FV97	1300	Haverhill
34		Lee Levett	Sheane	1300	Reading
36		Mike Hatton	Leystone	1300	Aylesbury
39		David Joseph	GAC	1300	Glasgow
42		John Townshend	Sheane Mk2	1300	Colchester
45	B	Michael Duke	Sheane 1998	1300	Eastbourne
46		Jake Oliveira	Storm DC 07	1300	Brackley
55	B	Peter Studer	Sheane	1300	Thetford
60		Robert Higgins	Storm S1	1300	Hailsham
73	B	James Conyers	Leystone	1300	Upper Poppleton
92		Tony Mitchell	Ray	1300	Redhill
99		Gethin Jones	Spyder	1300	Sheffield

750 Motor Club Formula Vee Championship 2009

1 st	72	Martin Farmer	4 th	46	David Joseph
2 nd	67	Sam Oliveira	5 th	40	Daniel Hands
3 rd	62	John Hughes	6 th	34	Ian Buxton



Races 6 & 11**13 mins + 1 lap****AB Performance RGB Championship**

First introduced in 2001, this Championship is for two-seater cars which must be capable of passing an MOT. Cars may be constructed specifically for the series or may be one of the many motorcycle engined cars currently available. The engines must be series-production four-stroke units and may not be modified from standard; they run in three classes; standard Fireblade engined kit cars (class C), up to 145 bhp (class B), 146 to 180 bhp and all rear-engined cars (class A). Control tyre is the Yokohama AO48R.



No	Cls	Driver	Car details	ccs	Hometown
1	A	Derek Jones	BND S2	1200	Norwich
2	A	Paul Rogers	Contour Cars	1200	Attleborough
3	B	John Cutmore	Spire-GTR	1000	Bury St. Edmunds
4	C	Alastair Boulton	Stuart Taylor Phoenix	918	Gloucester
8	B	Neil Constable-Berry	Fisher Fury	998	Norwich
9	A	Steve Robinson	Genesis RR	1200	Bingley
11	A	Doug Carter	Genesis Evo	1200	Kendal
17	C	Henry Carr	Fisher Fury	919	Huddersfield
21	C	Austen Greenway	Fisher Fury Fireblade	919	Kidderminster
23	A	James Walker	Westfield Megabusa	1300	Slough
27	B	Robert Grant	Raw Striker	1000	Longfield
32	A	Bob Mortimer	Fisher Fury	1299	Swansea
42	B	Paul Rickers	Phoenix	1000	Chesterfield
44	B	Judi Derisley	Fisher Fury	998	Hayling Island
49	B	Tony Gaunt	Wolfe ZXR	998	Belper
50	B	Tim Hoverd	Fisher Fury	998	Cambridge
59	C	Pete Rope	STM Phoenix	919	London
61	A	Mike Allen	Tiger MAE	1127	Cambridge
63	C	Colin Chapman	Fisher Fury	919	Pershore
65	B	Duncan Marshall	STM Phoenix	1000	Newcastle
68	B	Adrian Moore	Genesis Evo	998	Peterborough
77	C	Phil Alcock	Pulsar Blade	900	Lutterworth
88	C	Richard Wise	Raw Striker 2007	900	Hemel Hempstead
96	C	Tim Gray	AB performance Striker	919	Nottingham

750 Motor Club RGB Championship 2009

1 st	32	B	Duncan Marshall	4 th	24	C	Alastair Boulton
2 nd	31	C	Tim Gray	5 th	24	A	Steve Robinson
3 rd	26	A	Derek Jones	6 th	22	B	Tony Gaunt

**PERFORMANCE**

RACE PREPARATION
BIKE ENGINE PACKAGES

Races 8 & 16

13 mins + 1 lap

750 MC **SAXMAX** Championship

Introduced in 2006, this is the 750 Motor Club's championship for Junior drivers, aged 14 - 17 years. The car chosen is the Citroen Saxo VTR with very strict limitations on tuning and very specific safety features in accordance with MSA and FIA standards. The cars run with a control Piper camshaft, a control ECU and all run on the Yokohama AO21R tyre supplied by George Polley Motorsport.



No	Driver	Car details	ccs	Hometown
5	Patrick Fletcher	Citroen Saxo	1600	Reading
6	Anton Spires	Citroen Saxo	1600	Buckingham
21	Aaron Trigwell	Citroen Saxo	1600	Braintree
22	Scott Moakes	Citroen Saxo	1600	Welwyn Garden City
23	Chris Warburton	Citroen Saxo	1600	Leyland
33	Ryan Ratcliffe	Citroen Saxo	1600	Swansea
45	Josh Wakefield	Citroen Saxo	1600	Colchester
49	Zoe Wenham	Citroen Saxo	1600	Tewkesbury
54	Anthony Whorton-Eales	Citroen Saxo	1600	Lichfield
88	Oliver White	Citroen Saxo	1600	Bath
96	Shaun Clay	Citroen Saxo	1600	Porth

750 Motor Club **SAXMAX** Championship 2009

1 st	48	Anton Spires	4 th	38	Patrick Fletcher
2 nd	45	Chris Warburton	5 th	37	Aaron Trigwell
3 rd	41	Oliver White	6 th	33	Scott Moakes



ADVAN POLLEYSPO
YOKOHAMA

Races 13 & 19**13 mins + 1 lap****Premier Choice Group 750 Formula Championship**

750 Formula is for two-seater sports racing cars, introduced by the 750 MC in 1949, as its first racing formula. The regulations provide ample scope for the amateur to design and build his own car, and to develop his skills in chassis / suspension design and engine tuning within carefully controlled limits. There are two engine options, either the highly tuned Reliant 850cc or the unmodified Fiat 'FIRE' 1108cc, the latter introduced in 2003 due to the diminishing supply of spares for the Reliant engine. All cars run on a control Yokohama slick tyre.

No	Cls	Driver	Car details	ccs	Hometown
1		Peter Bove	ADR 750F	1108	Welwyn
2		Dave Robson	SDAR/83	1108	Ashbourne
3		Mick Harris	Darvi 877	1108	High Wycombe
5		Bob Simpson	SS/F	1108	West Drayton
6		Martin Kemp	Darvi Mk6	1108	Aldershot
7		Rod Hill	Mystic T4/21	1108	Ashby-De-La-Zouch
8		Ian Allen	ADR T5	1108	Spalding
9		Will Johnston Jnr	Centaur Mk16	850	Wareham
10		Chris Gough	CGR2 Evo	1108	Telford
11		Paul Morris	Darvi 92J	1108	Bakewell
12		Bill Rutter	Darvi Mk5B	1108	Bedford
17	B	Andrew Lake	Darvi 91D	1108	Bedford
21	B	Huw Davies	Phasar Fire	1108	Hertford
22	B	Andrew Booth	Centaur Mk16	1108	Bristol
28	B	Alan Bunter	Shark 8/750	1108	Sherborne
36	B	Nigel Harvey	PC Special	1108	Ipswich
37	B	Tony Brazier	BFS	1108	Herne Bay
55		Roger Rowe	Centaur Mk 20	1108	Kidderminster
69	B	Colin Wolstenholme	Darvi Mk5	1108	High Littleton
70	B	Guy Sheppard	ADR 3 GS	1108	Cambridge
71		Max Sheppard	Sheppard MS750/01	1108	Folkestone
76	B	John Paget	Fiat TBN 1	1108	Bishop's Stortford
77	B	Dick Hartle	Tristesse Mk7	1108	Gravesend
97	B	Nathaniel Cooper	Davis T7	1108	High Wycombe

750 Motor Club 750 Formula Championship 2009

1st	50	Dave Robson	4th	34	Martin Kemp
2nd	42	Mick Harris	5th	30	Peter Bove
3rd	42	Will Johnston Jnr	6th	26	Bob Simpson

**Premier Choice Group**

The Health Insurance Specialists

The Premier Choice Group is a specialist insurance intermediary that covers all areas of Health Insurance and other Employee Benefits using over 40 providers and managing in excess of £30 million of premium on behalf of Clients. The range of schemes comprises all types of Health Insurance products for use in either the UK or overseas, Income Protection schemes, Life Cover and Occupational Health and Absence Management initiatives. Using the services of the Premier Choice Group means that you have access to all the products of any Insurer. We are also very pleased to be able to sponsor the 2009 750 Formula Championship for the third year running.

For your total peace of mind and to be in Pole Position for accessing a winning range of Insurance



Race 14**13 mins + 1 lap****750 Motor Club Kit Car Championship**

The 750 Motor Club Kit Car Championship is for Genuine 'production' kit cars. Chassis and bodywork materials and the design concept may not be changed. Cars must be capable of passing an MoT test. Engines must be production-car based. Classes are 2000 – 3500cc plus Ford Duratec, up to 2000cc, plus a separate class for Ford Zetec engines. Gearbox and diff must be from a production car. The control tyre is the Yokohama AO32R/AO48R.



No	Cls	Driver	Car details	ccs	Hometown
1	C	Andy Hiley	Taydec Mk2	1800	Huddersfield
2	B	Gary Goodyear	Raw Fulcrum	1600	Sheffield
4	A	Nigel Brown	Sylva Phoenix	2000	Birmingham
6	A	John Moore	Sylva Phoenix	1998	Sandhurst
9	B	Ian Kempson	MK Indy	1600	Middlewich
21	C	Stephen Lansley	Procomp La Gold	1800	Gerrards Cross
33	A	Stephen Ward	Raw Striker	2000	Kettering
39	C	Chris Scopes	Fisher Fury	1800	Whiston
47	B	Bruce Brown	Luego Velocity	2000	Sudbury
54	C	Andrew Ward	Sylva Phoenix	1800	Kettering
71	B	Mark Alexander - Williams	Sylva Phoenix	1600	Dunmow
75	A	Matthew Lewis	MNR Vortx	3500	Woking
86	C	Stephen Bell	Sylva Striker	1800	Seiby

750 Motor Club Kit Car Championship 2009

1st	53	C	Andrew Ward	4th	40	B	Ian Kempson
2nd	62	B	Gary Goodyear	5th	37	A	Nigel Brown
3rd	48	A	Matthew Lewis	6th	34	A	Stephen Ward

Races 15 & 20

18 mins + 1 lap

750 Motor Club Bike-Sports Championship

The 750 Motor Club's Bike-Sports Championship was introduced in 2005. The championship caters for sports-racing cars of any make, fitted with a production motorbike engine and gearbox. It is divided into 4 classes:

A: 1001 to 1300ccs modified, plus standard 1340cc Hyabusa 2008 specification.
B: up to 1000ccs modified plus 1001 to 1300ccs standard.
C: up to 1000cc standard.
D: Radical Clubsport 1100.
Minimum weights apply in all classes/

No	Cls	Driver	Car details	ccs	Hometown
21	A	Ake Bornebusch	Radical Pro 6	1300	Farnham
22	A	Gary Baxter	Radical SR4	1300	Bourne
24	D	Derek Hambly	Radical Clubsport	1100	Gravesend
27	D	Calum MacKillop	Radical Clubsport	1100	Weillingborough
28	A	David Jones	Aztec SP02 2009	1350	Kettering
53	A	Jay Wheals	Speads RS	1300	Wisbech
65	A	Jonathan Thackray	Radical SR4	1300	Chesterfield
77	A	Darren Luke	Radical Pro 6	1300	Droitwich
81	D	Lewis Shaw	Radical Clubsport	1100	Gravesend

750 Motor Club Bike-Sports Championship 2009

1 st	29	A	Darren Luke	4 th	18	A	Ake Bornebusch
2 nd	21	A	Jonathan Thackray	5 th	2	A	James Breakell
3 rd	20	D	Calum MacKillop	6 th	2	D	Peter Brown



Race 18**13 mins + 1 lap****750 Motor Club Golf GTI Championship**

Originally run as a series of races in 2007, which gained championship status in 2008, the Golf GTi championship is for the VW Golf GTi Mk2, in both 8 valve and 16 valve versions. Tuning is very restricted – a 'control' Newman camshaft in an otherwise standard engine, standard gearbox, 'control' Toyo tyres, uprated suspension, all of which are intended to keep the costs of preparing a competitive car under control but which also have the effect of ensuring that the racing is close.

No	Cls	Driver	Car details	ccs	Hometown
2	1	Craig Roberts	VW Golf Mk2	1800	
3	2	John Mawdsley	Vw Golf GTi	1800	Wirral
4	1	Luke Wales	VW Golf Mk2	1800	Thetford
12	1	Kevin Glover	VW Golf Mk2	1800	Stamford
19	1	Susanna Kenniston	VW Golf GTi	1800	Thame
21	2	Andrew Burgess	VW Golf GTi	1800	Crawley
22	1	Mark Christopher	VW Golf Mk2	1800	Cinderford
25	2	Andrew Wames	VW Golf GTi	1800	King's Lynn
26	1	Antony Theaker	VW Golf Gti	1600	Leeds
27	1	Guy Stevens	VW Golf Mk2	1800	Godalming
28	2	James Colbourne	VW Golf Mk2	1800	Bristol
29	2	Alistair Sedwell	VW Golf Nk2	1800	Oxford
30	2	Andy Stenning	VW Golf MK2	1800	Pewsey
31	2	Nick Porter	VW Golf Mk2	1800	Wimborne
33	2	Michael Thurston	VW Golf	1800	High Wycombe
34	2	Charles Godfrey	VW Golf GTi	1600	Surbiton
35	1	Jamie Butcher	VW Golf Mk2	1800	Abingdon
36	1	Matthew Weller	VW Golf GTi	1600	Royston
37	2	Jamie Packham	VW Golf Mk2	1800	Henley-On-Thames
39	2	Adrian Ward	VW Golf GTi	1800	Bournemouth
40	2	Marcus Mckenzie	VW Golf GTi	1600	Farnham
42	1	Dawn Boyd	VW Golf Gti	1800	Andover
53	2	Andy Knowlton	VW Golf Mk2	1800	Abingdon
57	2	Patrick Buss	VW Golf GTi	1800	Bristol
58	2	Frank Arthur	VW Golf Mk2	1800	Sandy
61	2	John Hillon	VW Golf Mk2	1800	Derby
62	1	Andy Holley	VW Golf GTi	1800	Shrewsbury
65	2	Luke Schlewitz	VW Golf Mk2	1800	Spalding
68	2	Verity Young	VW Golf Gti Mk2	1600	Woodbridge
70	2	Tony Marlow	VW Golf Mk2	1800	Northampton
85	1	James Bark	VW Golf GTi	1800	Alford
89	1	Sebastian Palmer	Golf GTi Mk2	1800	Rugby
93	2	Mark Reynolds	VW Golf Gti	1600	Louth

750 Motor Club Golf GTI Championship 2009

1st	31	1	Craig Roberts	4th	22	1	Guy Stevens
2nd	30	2	Michael Thurston	5th	21	1	Luke Wales
3rd	26	2	Luke Schlewitz	6th	20	1	James Bark





Provisional Qualifying Times - P1
750MC MR2 Championship

P1	No	CI	Name	Car	Laps	Time on Lap	Behind	MRP
1	70	MRS	MORT JESSOP	Toyota MR2 MK2	12	57.88	5	74.87
2	95	MRS	ANDREW DAY	Toyota MR2 MK2	13	58.06	8	74.87
3	85	MRS	ANDREW BEATOW	Toyota MR2 MK2	15	58.24	8	74.87
4	28	MRS	ZAC CHAPMAN	Toyota MR2 MK2	15	58.20	6	74.11
5	26	MRS	DAVID LUTCHFIELD	Toyota MR2 MK2	15	58.20	6	74.02
6	27	MRS	DAVID LUTCHFIELD	Toyota MR2 MK2	15	58.19	5	73.82
7	88	MRS	DAVID BRYANT	Toyota MR2 MK2	14	58.10	4	73.50
8	28	MRS	DAVID BRYANT	Toyota MR2 MK2	14	58.10	4	73.49
9	22	MRS	LEE BULLOCK	Toyota MR2 MK2	15	58.11	4	73.40
10	4	MRS	ALICE KIRTSON	Toyota MR2 MK2	14	58.31	11	73.27
11	36	MRS	ROBERT BANBURY	Toyota MR2 MK2	14	59.02	5	73.10
12	20	MRS	ROB HOBSPFIELD	Toyota MR2 MK2	15	59.42	6	73.07
13	66	MRS	PEYER TAYLOR	Toyota MR2 MK2	15	59.28	12	72.90
14	65	MRS	ALEXANDER LEHMON	Toyota MR2 MK2	15	59.21	8	72.90
15	77	MRS	JOHN WILSON	Toyota MR2 MK2	14	59.37	11	72.70
16	89	MRS	DAVID NEAVING	Toyota MR2 MK2	14	59.38	7	72.69
17	64	MRS	MATHIAS KIRCHG	Toyota MR2 MK2	14	59.39	13	72.59
18	35	MRS	ANDREW KNIGHT	Toyota MR2 MK2	18	59.44	9	72.48
19	25	MRS	CLIVE MORPHETT	Toyota MR2 MK2	14	59.42	9	72.52
20	78	MRS	ROBERT WOODLEY	Toyota MR2 MK2	14	59.28	13	72.45
21	60	MRS	OLIVER HOFFORD	Toyota MR2 MK2	10	59.44	7	72.40
22	36	MRS	ALICE KNIGHT	Toyota MR2 MK2	12	59.44	7	72.37
23	78	MRS	PATRICK MORTTELL	Toyota MR2 MK2	13	59.73	8	72.37
24	18	MRS	CHRISTIAN DEVEREUX	Toyota MR2 MK2	13	59.90	8	72.06
25	27	MRS	ANDREW KNIGHT	Toyota MR2 MK2	15	1:00.26	6	71.87
26	67	MRS	SEMON LEWIS	Toyota MR2 MK2	14	1:01.22	8	70.51
27	33	MRS	TONY TAYLOR	Toyota MR2 MK2	14	1:01.89	7	69.58
28	51	MRS	SEMON LEWIS	Toyota MR2 MK2	14	1:01.89	7	69.58
29	31	MRS	JOFF HOLDEN	Toyota MR2 MK2	14	1:02.82	4	68.93
30	12	MRS	DAVID ROWE	Toyota MR2 MK2	12	1:02.82	5	68.93
31	79	MRS	JONATHAN GRIMES	Toyota MR2 MK2	13	1:02.85	5	68.93
32	21	MRS	BEN ROWE	Toyota MR2 MK2	13	1:02.87	8	68.55
33	68	MRS	TOWEE BLUCKLEY	Toyota MR2 MK2	12	1:05.49	11	64.72

See 22 & 23 - no responder's gun data

Weather / Track: Cloudy / Dry
 Start Time: 09:01
 Clerk of Course: [Signature]
 Branch Hatch Lady: [Signature]
 Chief Timekeeper: Tony Spence
 28 Apr 08 09:17
 THESE RESULTS REMAIN PROVISIONAL FOR A MINIMUM OF 30 MINUTES FROM THE END OF RACE

RESULTS PROVIDED BY HIS SPORTS TIMING AND RECORDS SYSTEMS. RESULTS ONLINE AT WWW.750MC.CO.UK



2nd Best Qualifying Times
750MC MR2 Championship

P2	No	CI	Name	Car	Laps	Time
1	72	MRS	JOHN JESSOP	Toyota MR2 MK2	12	57.87
2	95	MRS	ANDREW DAY	Toyota MR2 MK2	13	58.23
3	85	MRS	ANDREW BEATOW	Toyota MR2 MK2	15	58.47
4	28	MRS	SEMO LUMLEY	Toyota MR2 MK2	15	58.76
5	26	MRS	ZAC CHAPMAN	Toyota MR2 MK2	15	58.78
6	27	MRS	DAVID LUTCHFIELD	Toyota MR2 MK2	15	58.81
7	88	MRS	DAVID BRYANT	Toyota MR2 MK2	14	58.91
8	22	MRS	LEE BULLOCK	Toyota MR2 MK2	15	58.92
9	27	MRS	ALICE KIRTSON	Toyota MR2 MK2	14	59.00
10	36	MRS	ROBERT BANBURY	Toyota MR2 MK2	14	59.10
11	20	MRS	ROB HOBSPFIELD	Toyota MR2 MK2	15	59.20
12	66	MRS	PEYER TAYLOR	Toyota MR2 MK2	15	59.24
13	65	MRS	ALEXANDER LEHMON	Toyota MR2 MK2	15	59.26
14	77	MRS	JOHN WILSON	Toyota MR2 MK2	14	59.34
15	89	MRS	DAVID NEAVING	Toyota MR2 MK2	14	59.44
16	64	MRS	MATHIAS KIRCHG	Toyota MR2 MK2	14	59.46
17	35	MRS	ANDREW KNIGHT	Toyota MR2 MK2	18	59.47
18	25	MRS	CLIVE MORPHETT	Toyota MR2 MK2	14	59.47
19	78	MRS	ROBERT WOODLEY	Toyota MR2 MK2	14	59.47
20	60	MRS	OLIVER HOFFORD	Toyota MR2 MK2	10	59.48
21	36	MRS	ALICE KNIGHT	Toyota MR2 MK2	12	59.48
22	78	MRS	PATRICK MORTTELL	Toyota MR2 MK2	13	59.50
23	18	MRS	CHRISTIAN DEVEREUX	Toyota MR2 MK2	13	59.50
24	27	MRS	ANDREW KNIGHT	Toyota MR2 MK2	15	59.94
25	67	MRS	SEMON LEWIS	Toyota MR2 MK2	14	1:00.27
26	33	MRS	TONY TAYLOR	Toyota MR2 MK2	14	1:00.45
27	51	MRS	SEMON LEWIS	Toyota MR2 MK2	14	1:00.70
28	31	MRS	JOFF HOLDEN	Toyota MR2 MK2	14	1:01.32
29	12	MRS	DAVID ROWE	Toyota MR2 MK2	12	1:02.84
30	79	MRS	JONATHAN GRIMES	Toyota MR2 MK2	13	1:02.84
31	21	MRS	BEN ROWE	Toyota MR2 MK2	13	1:02.88
32	68	MRS	TOWEE BLUCKLEY	Toyota MR2 MK2	12	1:02.92

Clerk of Course: [Signature]
 9:30
 Time Injured: [Signature]
 Chief Timekeeper: [Signature]
 25 Apr 08 09:20
 THESE RESULTS REMAIN PROVISIONAL FOR A MINIMUM OF 30 MINUTES FROM THE END OF RACE

RESULTS PROVIDED BY HIS SPORTS TIMING AND RECORDS SYSTEMS. RESULTS ONLINE AT WWW.750MC.CO.UK



Provisional Qualifying Times - P2

750MC Formula 4 Championship

Pl	No	Cl	Name	Car	Laps	Time on Lap	Behind	MPH	
1	77	F4A	Robble WATTS	Van Dieman RF97	17	47.64	16	90.60	
2	88	F4A	David MARSHALL	Van Dieman RF00	13	47.75	13	0.11	90.40
3	7	F4A	Chris HODGEN	Van Diemen RF09	11	48.08	10	0.44	89.78
4	4	F4A	Malcolm SCOTT	Van Diemen RF00	16	48.29	11	0.65	89.38
5	3	F4A	Jonathan WESTON-TAYLOR	Mygale US 2000	14	48.58	14	0.94	88.85
6	12	F4A	Bryn TOOTELL	Van Diemen RF06	9	49.12	9	1.48	87.87
7	15	F4A	Andrew MINNETT	Van Diemen	14	49.14	14	1.50	87.84
8	27	F4A	Mark CONROY	Tatuus FR98	11	49.52	11	1.88	87.16
9	48	F4A	Mark BEAN	Ray 016/98	17	49.60	16	1.96	87.02
10	* 6	F4A	Jennifer SCOTT	Van Diemen RF99	17	49.63	16	1.99	86.97
11	30	F4A	Matthew CLARK	Tatuus 98	15	49.84	14	2.20	86.61
12	42	F4B	Richard HYPHER	Van Diemen RF86	18	50.08	14	2.44	86.19
13	31	F4A	David SHELTON	Van Diemen RF95	17	50.41	16	2.77	85.63
14	49	F4A	Rob MANSER	Van Diemen FR	17	50.81	14	3.17	84.95
15	20	F4C	Matt HAYES	Jamun M97Z	10	51.60	4	3.96	83.65
16	64	F4C	John WHITBOURN	Ray GRS02	16	51.63	12	3.99	83.60
17	28	F4A	Nic SCOTT	Tatuus RC96/97	6	51.66	5	4.02	83.55
18	22	F4A	James SIMONS	Mygale SJ99	16	51.89	16	4.05	83.51
19	99	F4B	Charles ADRIAN	Van Diemen RF93	5	53.26	5	5.62	81.04
20	29	F4B	Anthony NEWMAN	Van Diemen	10	53.48	5	5.84	80.71
21	83	F4C	Paul PRESGRAVES	Van Diemen RF98	16	53.67	16	6.03	80.42
22	23	F4C	Simon BUTLER	Vector M95	15	56.45	4	8.81	76.46
23	26	F4A	Edward HEINZELMANN	Tatuus 98	1	5:37.50	1	4:49.86	12.79

Not-Seen

39 F4C James HARRIS Mygale SJ00

* No 6 - No transponder signal detected

Weather / Track: Cloudy / Dry

Start Time : 09:29

Brands Hatch Indy

25 Apr 09 09:46

Clerk of Course :  9.51	Time Issued :	Chief Timekeeper : Terry Stevens 
--	---------------	--

THESE RESULTS REMAIN PROVISIONAL FOR A MINIMUM OF 30 MINUTES FROM THE TIME OF ISSUE AND UNTIL ALL JUDICIAL AND TECHNICAL MATTERS HAVE BEEN SETTLED.

Results produced on HS Sports Timing and Results Systems. Results online at www.750MC.co.uk



Provisional Qualifying Times - P4

Demon Tweeks / Yokohama Locost Championship

Pl	No	Cl	Name	Car	Laps	Time on Lap	Behind	MPH
1	1	LC	David BARTHOLOMEW	Locost	16	58.46	7	73.84
2	3	LC	Alastair GARRATT	Locost	16	58.59	13	73.55
3	30	LCT	Lynfel OWEN	Locost	16	58.89	13	73.30
4	40	LC	Paul BRYANT	Locost	10	59.17	9	72.86
5	9	LC	Mark GLOVER	Locost	16	59.17	14	72.85
6	6	LC	Richard JENKINS	Locost	16	59.19	10	72.92
7	23	LC	Andy SHEPHERD	Locost	16	59.42	13	72.84
8	48	LC	Tom COLLER	Locost	13	59.44	13	72.62
9	4	LC	Scott MITTELL	Locost	12	59.47	9	72.58
10	22	LC	James McALLISTER	Locost	16	59.58	16	72.45
11	28	LC	David BLACK	Locost	16	59.62	13	72.40
12	53	LC	Mark GOGLE	Locost	16	59.81	16	72.17
13	46	LCT	Nicholas MORLEY	Locost	15	59.84	12	72.13
14	25	LC	Richard DIXON	Locost	16	59.94	9	72.01
15	39	LC	Steve EVANS	Locost	16	59.98	14	71.98
16	77	LC	James PINKERTON	Locost	15	1:00.03	7	71.90
17	57	LCT	Nick LEAR	Locost	14	1:00.26	14	71.63
18	67	LC	Ernie GUSHLOW	Locost	15	1:00.39	8	71.48
19	88	LC	Steve KIRBY	Locost	11	1:00.94	4	70.83
20	54	LC	David MORROW	Locost	15	1:00.98	14	70.78
21	71	LC	Victoria PICKLES	Locost	15	1:01.12	12	70.62
22	86	LC	Chris HUBBARD	Locost	15	1:01.13	6	70.61
23	73	LC	Rob APSEY	Locost	15	1:01.43	14	70.27
24	74	LC	Campbell CASSIDY	Locost	12	1:01.79	8	69.86
25	80	LCT	Richard BRADLEY	Locost	15	1:02.09	14	69.52
26	38	LC	Samuel GILL	Locost	15	1:02.41	12	69.16
27	26	LC	John McLAREN	Locost	14	1:02.57	12	68.99
28	91	LC	Max LEES	Locost	14	1:03.98	8	67.48
29	42	LC	Simon IRONSIDE	Locost	8	1:04.21	8	67.22
30	65	LC	Sean GRAHAM	Locost	7	1:06.46	3	64.95
31	8	LCB	Matt CHERRINGTON	Locost	2	1:08.95	2	62.80
32	58	LCT	John BUNCE	Locost	13	1:09.05	6	62.51

Weather / Track: Cloudy / Dry

Start Time : 10:08

Brands Hatch Indy

25 Apr 09 10:29

Clerk of Course:  10:41	Time issued :	Chief Timekeeper: Terry Stevens 
---	---------------	--

THESE RESULTS REMAIN PROVISIONAL FOR A MINIMUM OF 30 MINUTES FROM THE TIME OF ISSUE AND UNTIL ALL JUDICIAL AND TECHNICAL MATTERS HAVE BEEN SETTLED.

Results produced on HS Sports Timing and Results Systems. Results online at www.750MC.co.uk



Provisional Qualifying Times - P5
AB Performance RGB Championship

PI	No	Cl	Name	Car	Laps	Time on Lap	Behind	MPH
1	1	BEA	Derek JONES	BDN 52	17	50.68	16	85.17
2	3	BEB	John CUTMORE	Genasis RR	14	51.89	14	83.18
3	9	BEA	Steve ROBINSON	Genasis RR	13	51.86	4	83.07
4	15	BEB	Duncan MARSHALL	STM Phoenix	17	52.15	17	82.77
5	4	BEC	Alastair BOULTON	Stuart Taylor Phoenix	16	52.75	15	81.83
6	2	BEA	Paul ROGERS	Contour Cars	6	52.76	4	81.81
7	11	BEA	Doug CARTER	Genasis Evo	18	52.76	14	81.81
8	16	BEC	Tim GRAY	AB performance Striker	11	52.83	8	81.70
9	10	BEB	Tim HOVERD	Fisher Fury	17	52.96	8	81.50
10	13	BEC	Richard WISE	Raw Striker 2007	16	53.43	13	80.79
11	63	BEC	Colin CHAPMAN	Fisher Fury	16	53.86	12	80.14
12	23	BEA	James WALKER	Westfield Megabus	16	53.94	16	80.02
13	25	BEC	Austen GREENWAY	Fisher Fury Flatblade	16	54.08	13	79.92
14	58	BEC	Pete ROPE	STM Phoenix	16	54.20	16	79.64
15	42	BEB	Paul RICKERS	Phoenix	11	54.22	6	79.61
16	27	BEB	Robert GRANT	Raw Striker	16	54.28	6	79.42
17	17	BEC	Henry GARR	Fisher Fury	16	54.30	14	79.49
18	30	BEB	Stephen DEAN	Fisher Menace	16	54.56	15	78.97
19	29	BEC	Matthew GREEN	Fisher Fury	16	55.56	7	77.69
20	77	BEC	Phil ALCOCK	Pulsar Blade	10	56.50	7	76.40
21	44	BEB	Judi DERBLEY	Fisher Fury	15	56.81	13	76.08
22	49	BEB	Tony GAUNT	Wolfe ZX8	15	56.93	5	75.92
23	61	BEA	Miko ALLEN	Tiger MAE	7	58.26	5	74.09
24	32	BEA	Bob MORTIMER	Fisher Fury	15	58.42	15	73.89
25	8	BEB	Nigel CONSTABLE-BERRY	Fisher Fury	14	58.94	12	73.23
26	29	BEC	James LINDSLEY	Stuart Taylor Phoenix	14	59.01	8	73.15

Weather / Track: Cloudy / Dry
Start Time: 10:42

Clerk of Course: Brands Hatch Indy

Chief Timekeeper: Terry Stevens

25 Apr 09 10:59

THESE RESULTS REMAIN PROVISIONAL FOR A MINIMUM OF 30 MINUTES FROM THE TIME OF ISSUE AND UNTIL ALL JUDICIAL AND TECHNICAL MATTERS HAVE BEEN SETTLED.
Results produced on HS Sports Timing and Results Systems. Results online at www.750NC.co.uk



2nd Best Qualifying Times
AB Performance RGB Championship

Pos	No	Cl	Name	Car	Time
1	1	BEA	Derek JONES	BDN 52	51.04
2	9	BEA	Steve ROBINSON	Genasis RR	52.06
3	3	BEB	John CUTMORE	Spire GTR	52.08
4	15	BEB	Duncan MARSHALL	STM Phoenix	52.22
5	4	BEC	Alastair BOULTON	Contour Cars	52.91
6	11	BEA	Doug CARTER	Genasis Evo	52.91
7	16	BEC	Tim HOVERD	Fisher Fury	52.98
8	10	BEB	Tim GRAY	AB performance Striker	53.00
9	2	BEA	Paul ROGERS	Raw Striker 2007	53.03
10	88	BEC	Richard WISE	Stuart Taylor Phoenix	53.27
11	63	BEC	Colin CHAPMAN	Raw Striker 2007	53.79
12	23	BEA	James WALKER	Fisher Fury	53.90
13	25	BEC	Austen GREENWAY	Westfield Megabus	53.96
14	58	BEC	Pete ROPE	Fisher Fury Flatblade	54.13
15	17	BEC	Henry GARR	Raw Striker	54.22
16	59	BEC	Pete ROPE	Fisher Fury	54.25
17	30	BEB	Stephen DEAN	STM Phoenix	54.41
18	42	BEB	Paul RICKERS	Fisher Menace	54.69
19	27	BEB	Robert GRANT	Phoenix	55.06
20	77	BEC	Matthew GREEN	Fisher Fury	55.78
21	49	BEB	Tony GAUNT	Pulsar Blade	56.70
22	44	BEB	Judi DERBLEY	Wolfe ZX8	57.30
23	32	BEA	Bob MORTIMER	Fisher Fury	57.77
24	8	BEB	Nigel CONSTABLE-BERRY	Fisher Fury	58.69
25	61	BEA	Miko ALLEN	Tiger MAE	59.12
26	29	BEC	James LINDSLEY	Stuart Taylor Phoenix	59.20

Clerk of Course: Brands Hatch Indy

Time limited: 11:58

Chief Timekeeper: Terry Stevens

25 Apr 09 11:00

THESE RESULTS REMAIN PROVISIONAL FOR A MINIMUM OF 30 MINUTES FROM THE TIME OF ISSUE



Combined Qualifying Times
750MC Formula Vee Championship

Pos	No	Cl	Name	Car	Session	Laps	Best on Lap	Mph
1	3	PV	John HUGHES	Scarb MK5	B	17	52.75	81.83
2	7	PV	Mark FARMER	GAC	B	17	52.10	81.28
3	46	PV	Jake OLIVERA	Storm DC07	B	17	52.50	80.67
4	87	PV	Jenny ANDERSON	GAC 03	B	17	52.51	80.67
5	2	PV	Paul SMITH	AHS Dominator	B	17	52.56	80.59
6	20	PV	David JOSEPH	GAC	B	17	52.79	80.26
7	27	PV	Declan MCDONNELL	GAC 2008	A	17	52.84	80.17
8	12	PV	Paul TAYLOR	Leystone JH04	A	16	52.87	80.13
9	62	PV	David HEAVEY	Leystone JH04	A	12	52.88	80.11
10	17	PVB	Ian JORDAN	Shane	A	14	54.03	79.69
11	10	PV	Shaw OUCH	AHS Dominator	A	17	54.30	79.46
12	31	PV	John STABLETON	Leystone JH02	A	16	54.31	79.45
13	6	PV	Peter BELSEY	Leystone	B	18	54.33	79.45
14	9	PV	Stephen GLASSWELL	Storm	B	16	54.42	79.32
15	55	PVB	Peter STUDDER	Shane	B	16	54.43	79.30
16	5	PV	Ian BURTON	GAC	A	16	54.49	79.21
17	35	PVB	Ian FOLEY	Scarb MK2	A	16	54.50	79.20
18	11	PV	Tim PROBERT	Storm F11	B	16	54.71	79.00
19	99	PV	Gavin JONES	Storm	B	4	55.49	77.79
20	85	PV	Tony DOWNSON	Shane	A	18	55.51	77.76
21	23	PV	Ivan TURNER	GAC	B	5	55.63	77.29
22	42	PV	John TOWNSEND	Shane MK2	B	16	55.64	77.28
23	75	PVB	Tom KEAMP	AHS Challenger	A	6	56.72	77.27
24	43	PV	Mark HURREN	AHS Challenger	A	18	56.87	77.26
25	45	PVB	Michael DUFF	Storm 38	B	18	56.23	76.78
26	19	PV	Clint Bell	Vision	A	16	56.39	76.55
27	34	PV	Lee LEVETT	Shane	B	15	56.59	76.27
28	97	PV	Perry THIBB	Priva Mendaider	A	15	57.07	76.03
29	73	PVB	Jama CONYERS	Leystone	B	15	57.31	75.32
30	49	PV	Richard HONICK	Shane MK2	A	15	57.86	74.60
31	60	PV	Robert HIGGINS	Storm S1	B	6	58.01	74.41
32	92	PV	Tony MITCHELL	Ray	B	15	59.25	72.26
33	28	PVB	Ben WILLIAMS	Shane MK2	A	14	59.74	72.25
34	23	PV	Sam ENGINEER	Shane MK2	A	15	59.94	72.01
35	29	PV	Chris WILSHIER	Shane FV07	B	14	1:00.47	72.01
36	25	PVB	Peter ANDREWS	Shane MK2	B	15	1:01.02	71.28
37	32	PVB	Ash ROBINSON	Leystone	A	0	DNS	
38	26	FVA	Edward HEINZELMANN	Triumph 86	A	0	DNS	
39	26	PV	Mike HATTON	Leystone	B	0	DNS	

No 32 - out of session 1 ap only and transponder did not work

Branch Hatch Indr

Clerk of Course: [Signature]

Time Issued: []

Chief Timekeeper: []

25 Apr 09 11:56

THESE RESULTS REMAIN PROVISIONAL FOR A MINIMUM OF 30 MINUTES FROM THE TIME OF ISSUE



2nd Best Qualifying Times
750MC Formula Vee Championship

Pos	No	Cl	Name	Car	Time
1	3	PV	John HUGHES	Scarb MK5	53.12
2	7	PV	Mark FARMER	GAC	53.25
3	2	PV	Paul SMITH	AHS Dominator	53.59
4	87	PV	Jenny ANDERSON	GAC 03	53.66
5	46	PV	Jake OLIVERA	Storm DC07	53.67
6	27	PV	Declan MCDONNELL	GAC	53.85
7	35	PV	David JOSEPH	GAC	53.87
8	62	PV	David HEAVEY	Leystone JH04	54.06
9	12	PV	Paul TAYLOR	GAC 2008	54.27
10	57	PVB	Ian JORDAN	Shane	54.34
11	10	PV	Shaw OUCH	AHS Dominator	54.34
12	6	PV	Peter BELSEY	Leystone	54.35
13	55	PVB	Peter STUDDER	Shane	54.37
14	5	PV	Ian BURTON	GAC	54.52
15	9	PV	Stephen GLASSWELL	Storm	54.60
16	31	PV	John STABLETON	Leystone JH02	54.68
17	11	PV	Tim PROBERT	Storm F11	54.91
18	35	PVB	Ian FOLEY	Scarb MK2	55.09
19	99	PV	Gavin JONES	Storm	55.48
20	85	PV	Tony DOWNSON	Shane	55.64
21	42	PV	John TOWNSEND	Shane MK2	55.77
22	76	PVB	Tom KEAMP	AHS Challenger	55.78
23	25	PV	Mark HURREN	AHS Challenger	55.99
24	45	PV	Michael DUFF	Storm 38	55.08
25	46	PVB	Clint Bell	Shane 38	56.24
26	19	PV	Lee LEVETT	Vision	56.85
27	34	PV	Perry THIBB	Shane	56.74
28	97	PV	Perry THIBB	Priva Mendaider	57.21
29	73	PVB	Jama CONYERS	Leystone	57.25
30	49	PV	Richard HONICK	Storm S1	58.16
31	60	PV	Robert HIGGINS	Shane MK2	58.82
32	92	PV	Tony MITCHELL	Ray	59.37
33	28	PVB	Ben WILLIAMS	Shane MK2	1:00.03
34	23	PV	Sam ENGINEER	Shane MK1	1:00.29
35	29	PV	Chris WILSHIER	Shane FV07	1:00.52
36	25	PVB	Peter ANDREWS	Shane MK2	1:01.18

Branch Hatch Indr

Clerk of Course: [Signature]

Time Issued: []

Chief Timekeeper: [Signature]

25 Apr 09 11:54

THESE RESULTS REMAIN PROVISIONAL FOR A MINIMUM OF 30 MINUTES FROM THE TIME OF ISSUE



Provisional Qualifying Times - P8
Polleysport / Yokohama SAXMAX Championship

Pl	No	Cl	Name	Car	Laps	Time on Lap	Behind	MPH
1	6	SAX	Anton SPIRES	Citroen Saxo VTR	15	1:00.29	6	71.69
2	5	SAX	Patrick FLETCHER	Citroen Saxo VTR	14	1:00.32	5	71.56
3	88	SAX	Oliver WHITE	Citroen Saxo VTR	14	1:00.37	9	71.50
4	21	SAX	Aaron TRIGWELL	Citroen Saxo VTR	15	1:00.67	12	71.15
5	23	SAX	Chris WARBURTON	Citroen Saxo VTR	15	1:00.76	13	71.04
6	22	SAX	Scott MOAKES	Citroen Saxo VTR	15	1:00.77	8	71.03
7	45	SAX	Josh WAKEFIELD	Citroen Saxo VTR	15	1:01.01	12	70.75
8	96	SAX	Shaun CLAY	Citroen Saxo VTR	14	1:01.08	4	70.67
9	54	SAX	Anthony WHORTON-EALES	Citroen Saxo VTR	13	1:01.23	11	70.49
10	33	SAX	Ryan RATCLIFFE	Citroen Saxo VTR	15	1:01.36	11	70.35
11	49	SAX	Zoe WENHAM	Citroen Saxo VTR	14	1:01.55	4	70.13
12	18	SAX	Jordan WILLSON	Citroen Saxo VTR	13	1:02.01	6	69.61

Weather / Track: Cloudy / Dry

Start Time : 11:51

Brands Hatch Indy

25 Apr 09 12:07

Clerk of Course :  12.25	Time Issued :	Chief Timekeeper : Terry Stevens 
--	---------------	---

THESE RESULTS REMAIN PROVISIONAL FOR A MINIMUM OF 30 MINUTES FROM THE TIME OF ISSUE AND UNTIL ALL JUDICIAL AND TECHNICAL MATTERS HAVE BEEN SETTLED.

Results produced on HS Sports Timing and Results Systems. Results online at www.750MC.co.uk



Provisional Qualifying Times - P3
Premier Choice Group 750 Formula Championship

Pl	No	Cl	Name	Car	Laps	Time on Lap	Behind	MPH	
1	3	F7	KICK HARRIS	David 877	18	52.77	16	81.90	
2	6	F7	Martin Kemp	Centaur Mk16	18	52.86	16	80.44	
3	9	F7	Will Johnston Jnr	Centaur Mk16	18	52.75	15	80.31	
4	55	F7	Roger Rowe	Centaur Mk10	18	52.81	15	1.04	80.22
5	2	F7	Dave Robson	SIDARUS	18	54.06	18	1.29	79.84
6	5	F7	Bob Simpson	SSIF	18	54.11	18	1.34	79.77
7	88	FTB	Colin Wolstenhulme	David Mk6	18	54.26	15	1.49	79.55
8	12	F7	Bill Butler	David Mk6B	18	54.44	14	1.67	79.29
9	10	F7	Chris Gough	CGR2 Evo	18	54.97	18	2.20	78.52
10	1	F7	Peter Bove	ADR 750F	18	55.16	18	2.39	78.25
11	71	F7	Max Sheppard	Sheppard M8750V1	18	55.02	13	3.25	77.05
12	8	F7	Ian Allen	ADR 75	18	56.29	19	3.59	75.99
13	11	F7	Paul Morris	David 92J	18	56.63	15	3.96	75.22
14	78	FTB	John Padgett	Fiat Tem 1	18	57.09	15	4.32	75.01
15	57	FTB	David Walts	Centaur Mk16	18	57.32	42	4.56	75.29
16	7	F7	Rod Hill	Mytic T421	14	57.82	9	5.05	74.65
17	28	FTB	Alan Bunter	Shank 8750	15	58.18	14	5.41	74.19
18	77	FTB	Dick Hartle	Thames MK7	15	58.25	10	5.48	74.10
19	91	FTB	Nathaniel Cooper	David 77	5	58.96	6	6.21	73.18
20	22	FTB	Andrew Booth	Centaur Mk16	14	59.54	13	6.77	72.50
21	17	FTB	Andrew Lave	David 91D	14	1.00.62	14	7.84	71.29
22	21	FTB	Huw Davies	Petar Fin	3	1.01.56	3	8.79	70.12
23	36	FTB	Nigel Harvey	pc Special	12	1.01.67	10	8.96	69.99
24	37	FTB	Tony Brazier	SPS	12	1.07.25	4	14.68	63.98

Weather / Track: Slightly
Start Time: 16:00
Clack of Gears: []
Time Issued: []
Chief Timekeeper: Terry Stevens
26 Apr 09 19:17

THESE RESULTS REMAIN PROVISIONAL FOR A MINIMUM OF 30 MINUTES FROM THE TIME OF ISSUE
RESULTS PRODUCED ON HS SPORTS TIMING AND RESULTS SYSTEMS, RESULTS ONLINE AT WWW.750MC.CO.UK



2nd Best Qualifying Times
Premier Choice Group 750 Formula Championship

Pos	No	Cl	Name	Car	Time
1	3	F7	KICK HARRIS	David 877	52.96
2	8	F7	Will Johnston Jnr	Centaur Mk16	52.97
3	55	F7	Roger Rowe	Centaur Mk10	54.00
4	5	F7	Bob Simpson	SSIF	54.17
5	2	F7	Dave Robson	SIDARUS	54.22
6	5	F7	Martin Kemp	David Mk6	54.48
7	12	F7	Bill Butler	David Mk6B	54.80
8	10	F7	Chris Gough	CGR2 Evo	54.98
9	89	FTB	Colin Wolstenhulme	ADR 750F	55.03
10	1	F7	Peter Bove	ADR 750F	55.08
11	71	F7	Max Sheppard	Sheppard M8750V1	55.02
12	8	F7	Ian Allen	ADR 75	56.45
13	11	F7	Paul Morris	David 92J	56.69
14	67	FTB	David Walts	Centaur Mk16	57.29
15	78	FTB	John Padgett	Fiat Tem 1	57.64
16	7	F7	Rod Hill	Mytic T421	57.96
17	28	FTB	Alan Bunter	Shank 8750	58.67
18	77	FTB	Dick Hartle	Thames MK7	58.77
19	22	FTB	Andrew Booth	Centaur Mk16	1:00.20
20	17	FTB	Andrew Lave	David 91D	1:00.96
21	97	FTB	Nathaniel Cooper	David 77	1:01.07
22	36	FTB	Nigel Harvey	pc Special	1:02.96
23	21	FTB	Huw Davies	Petar Fin	1:02.90
24	37	FTB	Tony Brazier	SPS	1:07.25

Clack of Gears: []
Time Issued: []
Chief Timekeeper: []
26 Apr 09 18:22

THESE RESULTS REMAIN PROVISIONAL FOR A MINIMUM OF 30 MINUTES FROM THE TIME OF ISSUE



Provisional Qualifying Times - P10

750MC Kit Car Championship

Pl	No	Cl	Name	Car	Laps	Time on Lap	Behind	MPH
1	2	KCB	Gary GOODYEAR	Raw Fulcrum	17	52.68	12	81.94
2	1	KCC	Andy HILEY	Taydec Mk2	10	53.32	9	80.95
3	33	KCA	Stephen WARD	Raw Striker	17	53.87	17	80.13
4	54	KCC	Andrew WARD	Sylva Phoenix	17	54.01	16	79.92
5	86	KCC	Stephen BELL	Sylva Striker	16	54.31	14	79.48
6	75	KCA	Matthew LEWIS	MNR Vortex	9	54.37	8	79.39
7	21	KCC	Stephen LANSLEY	Procomp La Gold	16	54.88	13	78.65
8	6	KCA	John MOORE	Sylva Phoenix	16	55.24	12	78.14
9	39	KCC	Chris SCOPES	Fisher Fury	16	55.44	9	77.86
10	4	KCA	Nigel BROWN	Sylva Phoenix	16	55.93	11	77.18
11	9	KCB	Ian KEMPSON	MK Indy	16	56.00	13	77.08
12	47	KCB	Bruce BROWN	Luego Velocity	15	59.23	15	72.88

Weather / Track: Bright/Dry

Start Time : 10:22

Brands Hatch Indy

26 Apr 09 10:39

Clerk of Course :  10.46	Time Issued :	Chief Timekeeper : Terry Stevens 
--	---------------	---

THESE RESULTS REMAIN PROVISIONAL FOR A MINIMUM OF 30 MINUTES FROM THE TIME OF ISSUE AND UNTIL ALL JUDICIAL AND TECHNICAL MATTERS HAVE BEEN SETTLED.

Results produced on HS Sports Timing and Results Systems. Results online at www.750MC.co.uk



Provisional Qualifying Times - P11
750MC Bike-Sports Championship

Pl	No	Cl	Name	Car	Laps	Time on Lap	Behind	MPH
1	77	BSA	Darren LUKE	Radical Pro 6	13	46.88	0.00	92.07
2	53	BSA	Jay WHEALS	Sparks RS	11	48.90	2.02	91.88
3	65	BSA	Jonathan THACKRAY	Radical SR4	14	49.90	3.02	89.27
4	22	BSA	Gary BAXTER	Radical SR4	17	50.24	3.36	85.92
5	2	BSA	Ake BORNHEBUSCH	Radical Pro 6	8	50.37	3.49	85.69
6	51	BSD	Lewis SHAW	Radical Clubsport	14	50.46	3.58	85.57
7	27	BSD	Colm MACGILLIOP	Radical Clubsport	14	51.82	4.94	83.52
8	29	BSA	Andrew GRANT	Radical Clubsport	17	51.84	4.96	83.59
9	9	BSA	Steve ROBINSON	Genieva RR	11	52.89	6.01	81.57
10	24	BSD	Denk HAMBLAY	Radical Clubsport	18	53.49	6.61	80.76
11	44	BSB	Judi DERISLEY	Fisher Fury	15	57.43	10.55	75.16

Not Seen
23 BSA James WALKER

Wierfield Megabus



2nd Best Qualifying Times
750MC Bike-Sports Championship

Pos	No	Cl	Name	Car	Time
1	77	BSA	Darren LUKE	Radical Pro 6	46.91
2	53	BSA	Jay WHEALS	Sparks RS	47.17
3	65	BSA	Jonathan THACKRAY	Radical SR4	48.90
4	22	BSA	Gary BAXTER	Radical SR4	50.30
5	51	BSD	Lewis SHAW	Radical Clubsport	50.72
6	29	BSA	Andrew GRANT	Radical Clubsport	51.82
7	27	BSD	Colm MACGILLIOP	Radical Clubsport	51.84
8	2	BSA	Ake BORNHEBUSCH	Radical Pro 6	52.89
9	9	BSA	Steve ROBINSON	Genieva RR	53.13
10	24	BSD	Denk HAMBLAY	Radical Clubsport	53.74
11	44	BSB	Judi DERISLEY	Fisher Fury	57.64

Weather / Track: Brighton
Start Time: 10:42
Clerk of Course: [Signature]

Brands Hatch Incy
Time Issued: [Signature]
Chief Timekeeper: Terry Swains

26 Apr 09 10:50

THESE RESULTS REMAIN PROVISIONAL FOR A MINIMUM OF 30 MINUTES FROM THE TIME OF ISSUE
Results produced on HS Sports Timing and Results Systems. Results online at www.750MC.co.uk

Clerk of Course: [Signature]
Time Issued: [Signature]
Chief Timekeeper: [Signature]

26 Apr 09 11:02

THESE RESULTS REMAIN PROVISIONAL FOR A MINIMUM OF 30 MINUTES FROM THE TIME OF ISSUE



Provisional Qualifying Times - P12
Polleysport / Yokohama SAXMAX Championship

Pl	No	Cl	Name	Car	Laps	Time on Lap	Behind	MPH
1	88	SAX	Oliver WHITE	Citroen Saxo VTR	12	59.81	4	72.17
2	6	SAX	Anton SPIRES	Citroen Saxo VTR	14	59.87	13	72.10
3	5	SAX	Patrick FLETCHER	Citroen Saxo VTR	10	59.93	7	72.02
4	21	SAX	Aaron TRIGWELL	Citroen Saxo VTR	15	1:00.14	11	71.77
5	23	SAX	Chris WARBURTON	Citroen Saxo VTR	15	1:00.44	14	71.42
6	22	SAX	Scott MOAKES	Citroen Saxo VTR	14	1:00.87	6	71.15
7	54	SAX	Anthony WHORTON-EALES	Citroen Saxo VTR	13	1:00.96	12	70.81
8	33	SAX	Ryan RATCLIFFE	Citroen Saxo VTR	14	1:01.10	3	70.64
9	45	SAX	Josh WAKEFIELD	Citroen Saxo VTR	14	1:01.18	6	70.55
10	96	SAX	Shaun CLAY	Citroen Saxo VTR	14	1:01.21	11	70.52
11	49	SAX	Zoe WENHAM	Citroen Saxo VTR	14	1:01.40	11	70.30
12	18	SAX	Jordan WILLSON	Citroen Saxo VTR	13	1:01.57	5	70.11

Weather / Track: Bright/Dry

Start Time : 11:01

Brands Hatch Indy

28 Apr 09 11:17

Clerk of Course :  11.05	Time Issued :	Chief Timekeeper : Jerry Stevens 
--	---------------	---

THESE RESULTS REMAIN PROVISIONAL FOR A MINIMUM OF 30 MINUTES FROM THE TIME OF ISSUE AND UNTIL ALL JUDICIAL AND TECHNICAL MATTERS HAVE BEEN SETTLED.

Results produced on HS Sports Timing and Results Systems. Results online at www.750MC.co.uk



Provisional Qualifying Times - P13

750MC Golf GTi Championship

Pl	No	Cl	Name	Car	Laps	Time on Lap	Behind	MPH
1	65	VW2	Luke SCHLEWITZ	VW Golf GTi Mk2	16	58.55	6	73.72
2	21	VW2	Andrew BURGESS	VW Golf GTi Mk2	16	58.82	11	73.63
3	31	VW2	Nick PORTER	VW Golf GTi Mk2	16	58.75	7	73.47
4	33	VW2	Michael THURSTON	VW Golf GTi Mk2	16	58.90	12	73.28
5	3	VW2	John MAWDSLEY	VW Golf GTi Mk2	16	59.12	11	73.01
6	2	VW1	Craig ROBERTS	VW Golf GTi Mk2	12	59.31	5	72.78
7	37	VW2	Jamie PACKHAM	VW Golf GTi Mk2	16	59.42	8	72.64
8	57	VW2	Patrick BUSS	VW Golf GTi Mk2	15	59.54	5	72.50
9	61	VW2	John HILLON	VW Golf GTi Mk2	15	59.69	6	72.31
10	53	VW2	Andy KNOWLTON	VW Golf GTi Mk2	15	59.69	10	72.31
11	34	VW2	Charles GODFREY	VW Golf GTi Mk2	15	1:00.15	7	71.76
12	28	VW2	James COLBOURNE	VW Golf GTi Mk2	14	1:00.18	11	71.72
13	4	VW1	Luke WALES	VW Golf GTi Mk2	14	1:00.19	13	71.71
14	12	VW1	Kevin GLOVER	VW Golf GTi Mk2	13	1:00.27	9	71.62
15	36	VW1	Matthew WELLER	VW Golf GTi Mk2	14	1:00.36	14	71.51
16	39	VW2	Adrian WARD	VW Golf GTi Mk2	14	1:00.38	11	71.49
17	85	VW1	James BARK	VW Golf GTi Mk2	15	1:00.55	4	71.29
18	27	VW1	Guy STEVENS	VW Golf GTi Mk2	15	1:00.62	15	71.20
19	35	VW1	Jamie BUTCHER	VW Golf GTi Mk2	14	1:00.83	9	70.96
20	58	VW2	Frank ARTHUR	VW Golf GTi Mk2	14	1:00.83	9	70.96
21	40	VW2	Marcus MCKENZIE	VW Golf GTi Mk2	15	1:00.93	12	70.84
22	62	VW1	Andy HOLLEY	VW Golf GTi Mk2	14	1:01.01	10	70.75
23	42	VW1	Dawn BOYD	VW Golf GTi Mk2	15	1:01.13	11	70.61
24	30	VW2	Andy STENNING	VW Golf GTi Mk2	4	1:01.42	4	70.28
25	68	VW2	Verity YOUNG	VW Golf GTi Mk2	8	1:01.55	7	70.13
26	19	VW1	Susanna KENNISTON	VW Golf GTi Mk2	15	1:01.73	15	69.92
27	93	VW2	Mark REYNOLDS	VW Golf GTi Mk2	13	1:01.74	12	69.91
28	89	VW1	Sebastian PALMER	VW Golf GTi Mk2	14	1:01.95	11	69.68
29	25	VW2	Andrew WARNES	VW Golf GTi Mk2	14	1:02.13	10	69.47
30	70	VW2	Tony MARLOW	VW Golf GTi Mk2	10	1:02.20	5	69.40
31	29	VW2	Allstair SEDWELL	VW Golf GTi Mk2	14	1:02.57	13	68.99
32	26	VW1	Antony THEAKER	VW Golf GTi Mk2	14	1:02.95	12	68.57
33	22	VW1	Mark CHRISTOPHER	VW Golf GTi Mk2	13	1:03.91	10	67.54

Weather / Track: Bright/Dry

Start Time : 11:19

Brands Hatch Indy

26 Apr 09 11:36

Clerk of Course : 	Time Issued :	Chief Timekeeper : Terry Stevens 
--	---------------	---


THESE RESULTS REMAIN PROVISIONAL FOR A MINIMUM OF 30 MINUTES FROM THE TIME OF ISSUE AND UNTIL ALL JUDICIAL AND TECHNICAL MATTERS HAVE BEEN SETTLED.

Results produced on HS Sports Timing and Results Systems. Results online at www.750MC.co.uk

750MC MR2 Championship

Race 1 - Heat 1

ROW 16		21 01:02.970 Ben ROWE		56 01:06.690 Teresa BUCKLEY
ROW 15	12 01:02.620 David ROWE		79 01:02.650 Jonathan GRIMES	
ROW 14		51 01:01.680 Peter LEWIS		31 01:01.980 Jeff HOLDEN
ROW 13	67 01:00.420 Simon ARIS		33 01:01.220 Tony TAYLOR	
ROW 12		16 00:59.900 Christian DEVEREUX		37 01:00.060 Andrew KNIGHT
ROW 11	34 00:59.640 Alex KNIGHT		76 00:59.730 Patrick MORTELL	
ROW 10		78 00:59.580 Rowland WOOLLEY		50 00:59.620 Gu HEFFORD
ROW 9	35 00:59.390 Antony KNIGHT		25 00:59.520 Clive MORPHETT	
ROW 8		89 00:59.380 David WEAVING		64 00:59.380 Matthew MARSH
ROW 7	68 00:59.210 Alexander LENNON		77 00:59.370 John WILSON	
ROW 6		30 00:59.120 Rob HORSFIELD		66 00:59.130 Peter TAYLOR
ROW 5	6 00:58.910 Alic KITSON		36 00:59.020 Robert BARNETT	
ROW 4		38 00:58.740 David BRYANT		22 00:58.810 Lee BULLOCK
ROW 3	27 00:58.650 Dallas JACKSON		58 00:58.700 Steve LUMLEY	
ROW 2		28 00:58.300 Zac CHAPMAN		29 00:58.630 David LITCHFIELD
ROW 1	95 00:58.060 Anthony DAY		55 00:58.240 Andrei BGATOV	
POLE				



RACE GRID

750MC Formula 4 Championship

Race 2

26 Edward HEINZEI MANN 00:37.500

83 Paul PRESGRAVES 00:53.670

99 Charles ADRIAN 00:53.260

28 Nic SCOTT 00:51.660

20 Matt HAYES 00:51.800

31 David SHELTON 00:50.410

30 Matthew CLARK 00:49.640

48 Mark BEAN 00:48.600

15 Andrew MINNETT 00:49.140

3 Jonathan WESTON-TAYL 00:48.580

7 Chris HODGEN 00:48.080

77 Robbie WATTS 00:47.640

23 Simon BUTLER 00:56.450

29 Anthony NEWMAN 00:53.480

22 James SIMONS 00:51.800

64 John WHITBOURN 00:51.630

49 Rob MANSER 00:50.810

42 Richard HYPHER 00:50.080

6 Jennifer SCOTT 00:49.630

27 Mark CONROY 00:49.520

12 Bryn TOOTELL 00:49.120


4 Malcolm SCOTT 00:48.290

88 David MARSHALL 00:47.750

POLE

750MC MR2 Championship

Race 3 - Final 1

ROW 16	36 Robert BARNETT	38 David BRYANT
ROW 15	66 Peter TAYLOR	33 Tony TAYLOR
ROW 14	12 David ROWE	56 Teresa BUCKLEY
ROW 13	51 Peter LEWIS	21 Ben ROWE
ROW 12	35 Antony KNIGHT	31 Jeff HOLDEN
ROW 11	37 Andrew KNIGHT	79 Jonathan GRIMES
ROW 10	67 Simon ARIS	16 Christian DEVEREUX
ROW 9	76 Patrick MORTELL	78 Rowland WOOLLEY
ROW 8	25 Clive MORPHETT	50 Gu HEFFORD
ROW 7	68 Alexander LENNON	34 Alex KNIGHT
ROW 6	22 Lee BULLOCK	64 Matthew MARSH
ROW 5	77 John WILSON	30 Rob HORSFIELD
ROW 4	27 Dallas JACKSON	6 Alric KITSON
ROW 3	29 David LITCHFIELD	55 Andrei BGATOV
ROW 2	95 Anthony DAY	58 Steve LUMLEY
ROW 1	73 Mark JESSOP	28 Zac CHAPMAN
POLE		
		

Reserve: 89



Demon Tweaks / Yokohama Locost Championship

Race 4

ROW 16		8 01:08.950 Matt CHERRINGTON		58 01:09.050 John BUNCE
ROW 15	42 01:04.210 Simon IRONSIDE		65 01:08.480 Sean GRAHAM	
ROW 14		26 01:02.570 John McAREN		91 01:03.980 Max LEES
ROW 13	60 01:02.090 Richard BRADLEY		38 01:02.410 Samuel GILL	
ROW 12		73 01:01.430 Rob APSEY		74 01:01.790 Campbell CASSIDY
ROW 11	71 01:01.120 Victoria PICKLES		96 01:01.130 Chris HUBBARD	
ROW 10		88 01:00.940 Steve KIRBY		54 01:00.980 David MORROW
ROW 9	57 01:00.260 Nick LEAR		67 01:00.390 Ernie GUSHLOW	
ROW 8		39 00:59.980 Steve EVANS		77 01:00.030 James PINKERTON
ROW 7	46 00:59.840 Nicholas MORLEY		25 00:59.940 Richard DIXON	
ROW 6		4 00:59.470 Scott MITTELL		53 00:59.810 Mark GOGLE
ROW 5	22 00:59.580 James McALLISTER		28 00:59.620 David BLACK	
ROW 4		23 00:59.420 Andy SHEPHERD		48 00:59.440 Tom COLLIER
ROW 3	9 00:59.170 Mark GLOVER		6 00:59.190 Richard JENKINS	
ROW 2		30 00:58.890 Lynfat OWEN		40 00:59.170 Paul BRYANT
ROW 1	1 00:58.460 David BARTHOLOMEW		3 00:58.890 Alastair GARRATT	

POLE

No 4 - 2 position penalty from previous meeting

RACE GRID

750MC Formula Vee Championship

Race 5 - Heat

26 Peter ANDREWS 01:01.020	32 Alan ROBINSON Subject to
23 Sam ENGINEER 00:59.940	29 Chris WILSHER 01:00.470
92 Tony MITCHELL 00:59.250	28 Ben WILLIAMS 00:59.740
49 Richard HONICK 00:57.860	60 Robert HIGGINS 00:58.010
97 Perry TUBB 00:57.070	73 James CONYERS 00:57.310
19 Clinton BELL 00:56.390	34 Lee LEVETT 00:56.590
43 Neale HURREN 00:55.870	45 Michael DUKE 00:56.230
42 John TOWNSHEND 00:55.640	76 Tom KEMP 00:55.720
85 Tony DOWSON 00:55.510	25 Ivan TURNER 00:55.630
11 Tim PROBERT 00:54.710	99 Gethin JONES 00:55.480
5 Ian BUXTON 00:54.490	35 Ian FOLEY 00:54.500
9 Stephen GLASSWELL 00:54.420	55 Peter STUDER 00:54.430
31 John STAPLETON 00:54.310	6 Peter BELSEY 00:54.330
17 Ian JORDAN 00:54.030	10 Steve OUGH 00:54.300

POLE

RACE GRID

AB Performance RGB Championship

Race 6

ROW 14			
ROW 13	8 00:58.940 Neil CONSTABLE-BERRY	29 00:59.010 James LINDSLEY	
ROW 12		61 00:58.260 Mike ALLEN	32 00:58.420 Bob MORTIMER
ROW 11	44 00:56.810 Judi DERISLEY	49 00:56.930 Tony GAUNT	
ROW 10		28 00:55.560 Mathew GREEN	77 00:56.500 Phil ALCOCK
ROW 9	17 00:54.300 Henry CARR	30 00:54.860 Stephen DEAN	
ROW 8		42 00:54.220 Paul RICKERS	27 00:54.280 Robert GRANT
ROW 7	21 00:54.080 Austen GREENWAY	59 00:54.200 Pete ROPE	
ROW 6		63 00:53.860 Colin CHAPMAN	23 00:53.940 James WALKER
ROW 5	50 00:52.960 Tim HOVERD	88 00:53.430 Richard WISE	
ROW 4		11 00:52.760 Doug CARTER	96 00:52.830 Tim GRAY
ROW 3	4 00:52.750 Alastair BOULTON	2 00:52.760 Paul ROGERS	
ROW 2		9 00:51.960 Steve ROBINSON	65 00:52.150 Duncan MARSHALL
ROW 1	1 00:50.680 Derek JONES	3 00:51.890 John CUTMORE	

POLE

750MC MR2 Championship

Race 7 - Heat 2

ROW 16	21 01:02.990 Ben ROWE	56 01:07.280 Teresa BUCKLEY
ROW 15	79 01:02.780 Jonathan GRIMES	12 01:02.940 David ROWE
ROW 14	51 01:01.710 Peter LEWIS	31 01:02.110 Jeff HOLDEN
ROW 13	67 01:00.700 Simon ARIS	33 01:01.320 Tony TAYLOR
ROW 12	37 01:00.270 Andrew KNIGHT	16 01:00.450 Christian DEVEREUX
ROW 11	35 00:59.920 Antony KNIGHT	76 00:59.940 Patrick MORTELL
ROW 10	64 00:59.790 Matthew MARSH	34 00:59.830 Alex KNIGHT
ROW 9	25 00:59.670 Clive MORPHETT	50 00:59.680 Gu HEFFORD
ROW 8	89 00:59.460 David WEAVING	78 00:59.610 Rowland WOOLLEY
ROW 7	30 00:59.340 Rob HORSFIELD	77 00:59.440 John WILSON
ROW 6	68 00:59.240 Alexander LENNON	36 00:59.250 Robert BARNETT
ROW 5	66 00:59.130 Peter TAYLOR	38 00:59.200 David BRYANT
ROW 4	22 00:59.020 Lee BULLOCK	27 00:59.030 Dallas JACKSON
ROW 3	29 00:58.810 David LITCHFIELD	6 00:58.970 Alic KITSON
ROW 2	58 00:58.760 Steve LUMLEY	28 00:58.790 Zac CHAPMAN
ROW 1	95 00:58.230 Anthony DAY	55 00:58.470 Andrei BGATOV
POLE		


RACE GRID

Polleysport / Yokohama SAXMAX Championship

Race 8

ROW 6	49 01:01.550 Zoe WENHAM	18 01:02.010 Jordan WILLSON
ROW 5	54 01:01.230 Anthony WHORTON-EAL	33 01:01.380 Ryan RATCLIFFE
ROW 4	45 01:01.010 Josh WAKEFIELD	96 01:01.080 Shaun CLAY
ROW 3	23 01:00.760 Chris WARBURTON	22 01:00.770 Scott MOAKES
ROW 2	88 01:00.370 Oliver WHITE	21 01:00.670 Aaron TRIGWELL
ROW 1	6 01:00.290 Anton SPIRES	5 01:00.320 Patrick FLETCHER

POLE



RACE GRID

750MC Formula Vee Championship

Race 9 - Final

ROW 14	5 Ian BUXTON	32 Alan ROBINSON
ROW 13	28 Ben WILLIAMS	17 Ian JORDAN
ROW 12	23 Sam ENGINEER	29 Chris WILSHER
ROW 11	92 Tony MITCHELL	26 Peter ANDREWS
ROW 10	73 James CONYERS	97 Perry TUBB
ROW 9	45 Michael DUKE	19 Clinton BELL
ROW 8	76 Tom KEMP	85 Tony DOWSON
ROW 7	25 Ivan TURNER	9 Stephen GLASSWELL
ROW 6	55 Peter STUDER	35 Ian FOLEY
ROW 5	62 David HEAVEY	6 Peter BELSEY
ROW 4	27 Declan McDONNELL	12 Paul TAYLOR
ROW 3	2 Paul SMITH	39 David JOSEPH
ROW 2	46 Jake OLIVEIRA	87 Jenny ANDERSON
ROW 1	3 John HUGHES	7 Martin FARMER

POLE

Reserves: 43 34 49

RACE GRID

750MC MR2 Championship

Race 10 - Final 2

ROW 16	36 Robert BARNETT	68 Alexander LENNON
ROW 15	50 Gu HEFFORD	29 David LITCHFIELD
ROW 14	21 Ben ROWE	56 Teresa BUCKLEY
ROW 13	12 David ROWE	51 Peter LEWIS
ROW 12	31 Jeff HOLDEN	79 Jonathan GRIMES
ROW 11	22 Lee BULLOCK	78 Rowland WOOLLEY
ROW 10	67 Simon ARIS	37 Andrew KNIGHT
ROW 9	64 Matthew MARSH	27 Dallas JACKSON
ROW 8	35 Antony KNIGHT	25 Clive MORPHETT
ROW 7	16 Christian DEVEREUX	76 Patrick MORTELL
ROW 6	30 Rob HORSFIELD	66 Peter TAYLOR
ROW 5	38 David BRYANT	34 Alex KNIGHT
ROW 4	89 David WEAIVING	77 John WILSON
ROW 3	6 Alric KITSON	55 Andrei BGATOV
ROW 2	95 Anthony DAY	28 Zac CHAPMAN
ROW 1	73 Mark JESSOP	58 Steve LUMLEY

POLE



Provisional Results - Race 9 - Final
750MC Formula Vee Championship

Pl	No	Cl	Name	Car	Laps	Time	Behind	MPH	Best Lap on	MPH
1	46	FV	Jake OLIVEIRA	Storm DC07	14	12:39.55		79.66	53.14	5 81.23
2	3	FV	John HUGHES	Scarab MK5	14	12:39.56	0.01	79.56	53.19	4 81.15
3	2	FV	Paul SMITH	AHS Dominator	14	12:42.14	2.59	79.29	52.86	5 81.66
4	87	FV	Jenny ANDERSON	GAC 03	14	12:54.61	15.06	78.01	53.81	2 80.22
5	27	FV	Declan McDONNELL	GAC	14	12:58.35	16.80	77.84	53.97	2 79.98
6	12	FV	Paul TAYLOR	GAC 2008	14	12:56.67	17.12	77.81	54.24	7 79.58
7	9	FV	Stephen GLASSWELL	Storm	14	12:57.00	17.45	77.77	54.11	7 79.77
8	55	FVB	Peter STUDER	Sheane	14	12:57.77	18.22	77.70	54.47	8 79.24
9	35	FVB	Ian FOLEY	Scarab Mk2	14	13:08.94	29.39	76.60	54.50	7 79.20
10	39	FV	David JOSEPH	GAC	14	13:12.77	33.22	76.23	54.32	7 79.46
11	76	FVB	Tom KEMP	AHS Challenger	14	13:13.65	34.10	76.14	54.88	3 78.65
12	62	FV	David HEAVEY	Leystone JH004	14	13:15.94	36.39	75.92	54.28	5 79.52
13	85	FV	Tony DOWSON	Sheane	14	13:17.26	37.70	75.80	55.30	2 78.05
14	46	FVB	Michael DUKE	Sheane 98	14	13:19.44	39.89	75.59	55.64	3 77.58
15	25	FV	Ivan TURNER	GAC	13	12:41.34	1 Lap	73.70	54.91	3 78.61
16	97	FV	Porry TUBB	Pirtek Merauder	13	12:45.45	1 Lap	73.31	56.63	8 76.22
17	26	FV	Peter ANDREWS	Sheane Mk2	13	13:13.82	1 Lap	70.69	58.69	3 73.55
18	92	FV	Tony MITCHELL	Ray	13	13:14.27	1 Lap	70.65	58.74	12 73.48
19	23	FV	Sam ENGINEER	Sheane Mk2	13	13:18.46	1 Lap	70.28	59.30	3 72.79
20	29	FV	Chris WILSHER	Sheane FV97	13	13:19.85	1 Lap	70.15	59.42	7 72.64
21	28	FVB	Ben WILLIAMS	Sheane Mk1	12	12:46.24	2 Laps	67.60	1:01.24	3 70.46

Not-Classified

19	FV	Clinton BELL	Venom	10	10:13.92	DNF	70.31	57.42	8 75.17
7	FV	Martin FARMER	GAC	6	4:33.08	DNF	79.03	53.12	5 81.26

Non-Starters

17	FVB	Ian JORDAN	Sheane
32	FVB	Alan ROBINSON	Leystone
6	FV	Ian BUXTON	GAC
6	FV	Peter BELSEY	Leystone
73	FVB	James CONYERS	Leystone

Fastest Lap

2	FV	Paul SMITH	AHS Dominator	52.86	5 81.66
55	FVB	Peter STUDER	Sheane	54.47	8 79.24

Weather / Track: Bright / Dry

Start Time : 17:26

Brands Hatch Indy

25 Apr 09 17:41

Clerk of Course :  17:48	Time Issued :	Chief Timekeeper : Terry Stevens 
--	---------------	---

THESE RESULTS REMAIN PROVISIONAL FOR A MINIMUM OF 30 MINUTES FROM THE TIME OF ISSUE AND UNTIL ALL JUDICIAL AND TECHNICAL MATTERS HAVE BEEN SETTLED

Results produced on HS Sports Timing and Results Systems. Results online at www.750MC.co.uk

RACE GRID

AB Performance RGB Championship

Race 11

ROW 14			
ROW 13	61 00:59.120 Mike ALLEN	29 00:59.200 James LINDSLEY	
ROW 12		32 00:58.690 Bob MORTIMER	8 00:58.990 Neil CONSTABLE-BERRY
ROW 11	49 00:57.300 Tony GAUNT	44 00:57.770 Judi DERISLEY	
ROW 10		28 00:55.780 Mathew GREEN	77 00:56.700 Phil ALCOCK
ROW 9	30 00:54.690 Stephen DEAN	42 00:55.060 Paul RICKERS	
ROW 8		17 00:54.350 Henry CARR	59 00:54.410 Pete ROPE
ROW 7	21 00:54.130 Austin GREENWAY	27 00:54.320 Robert GRANT	
ROW 6		63 00:53.900 Colin CHAPMAN	23 00:53.950 James WALKER
ROW 5	4 00:53.270 Alastair BOULTON	88 00:53.750 Richard WISE	
ROW 4		96 00:53.000 Tim GRAY	2 00:53.030 Paul ROGERS
ROW 3	11 00:52.910 Doug CARTER	50 00:52.980 Tim HOVERD	
ROW 2		3 00:52.080 John CUYMORE	65 00:52.220 Duncan MARSHALL
ROW 1	1 00:51.040 Derek JONES	9 00:52.060 Steve ROBINSON	

POLE

AMENDED

RACE GRID

AMENDED

750MC Formula Vee Championship

Race 12 - Heat

32 Alan ROBINSON	43 Neale HURREN
29 Chris WILSHER	26 Peter ANDREWS
23 Sam ENGINEER	28 Ben WILLIAMS
49 Richard HONICK	92 Tony MITCHELL
73 James CONYERS	60 Robert HIGGINS
34 Lee LEVETT	97 Perry TUBB
45 Michael DUKE	19 Clinton BELL
76 Tom KEMP	25 Ivan TURNER
85 Tony DOWSON	42 John TOWNSHEND
35 Ian FOLEY	99 Gethin JONES
31 John STAPLETON	11 Tim PROBERT
5 Ian BUXTON	9 Stephen GLASSWELL
6 Peter BELSEY	55 Peter STUDER
17 Ian JORDAN	10 Steve OUGHT
POLE	

No 43 on back of grid due to change of car

RACE GRID

Premier Choice Group 750 Formula Championship

Race 13

ROW 12	36 01:01.670 Nigel HARVEY	37 01:07.450 Tony BRAZIER
ROW 11	17 01:00.620 Andrew LAKE	21 01:01.560 Huw DAVIES
ROW 10	97 00:58.980 Nathaniel COOPER	22 00:59.540 Andrew BOOTH
ROW 9	28 00:58.180 Alan BUNTER	77 00:58.250 Dick HARTLE
ROW 8	57 00:57.320 David WATTS	7 00:57.820 Rod HILL
ROW 7	11 00:56.630 Paul MORRIS	76 00:57.090 John PAGET
ROW 6	71 00:56.020 Max SHEPPARD	8 00:56.360 Ian ALLEN
ROW 5	10 00:54.970 Chris GOUGH	1 00:55.160 Peter BOVE
ROW 4	69 00:54.260 Colin WOLSTENHOLME	12 00:54.440 Bill RUTTER
ROW 3	2 00:54.060 Dave ROBSON	5 00:54.110 Bob SIMPSON
ROW 2	9 00:53.750 WIR JOHNSTON JNR	55 00:53.810 Roger ROWE
ROW 1	3 00:52.770 Mick HARRIS	6 00:53.060 Martin KEMP

POLE


RACE GRID

750MC Kit Car Championship

Race 14

ROW 6	9 00:56.000 Ian KEMPSON	47 00:59.230 Bruce BROWN
ROW 5	39 00:55.440 Chris SCOPES	4 00:55.930 Nigel BROWN
ROW 4	21 00:54.880 Stephen LANSLEY	6 00:55.240 John MOORE
ROW 3	86 00:54.310 Stephen BELT	75 00:54.370 Matthew LEWIS
ROW 2	33 00:53.870 Stephen WARD	54 00:54.010 Andrew WARD
ROW 1	2 00:52.680 Gary GOODYEAR	1 00:53.320 Andy HILEY

POLE



RACE GRID

750MC Bike-Sports Championship

Race 15

ROW 6	44 00:57.430 Judi DERISLEY	
ROW 5	9 00:52.850 Steve ROBINSON	24 00:53.450 Derek HAMBLEY
ROW 4	27 00:51.620 Calum MACKILLOP	29 00:51.640 Andrew GRANT
ROW 3	2 00:50.370 Ake BORNEBUSCH	81 00:50.440 Lewis SHAW
ROW 2	65 00:48.900 Jonathan THACKRAY	22 00:50.240 Gary BAXTER
ROW 1	77 00:46.880 Darren LUKE	53 00:46.980 Jay WHEALS

POLE




A handwritten mark, possibly a signature or initials, located in the bottom right corner of the page.

RACE GRID

Polleysport / Yokohama SAXMAX Championship

Race 16

ROW 6	49 01:01.400 Zoe WENHAM	18 01:01.570 Jordan WILLSON
ROW 5	45 01:01.180 Josh WAKEFIELD	96 01:01.210 Shaun CLAY
ROW 4	54 01:00.960 Anthony WHORTON-EAL	33 01:01.100 Ryan RATCLIFFE
ROW 3	23 01:00.440 Chris WARBURTON	22 01:00.670 Scott MOAKES
ROW 2	5 00:59.930 Patrick FLETCHER	21 01:00.140 Aaron TRIGWELL
ROW 1	88 00:59.810 Oliver WHITE	6 00:59.870 Anton SPIRES
POLE		



RACE GRID

750MC Formula Vee Championship

Race 17 - Final

23	Sam ENGINEER	29	Chris WILSHER
49	Richard HONICK	26	Peter ANDREWS
43	Neale HURREN	34	Lee LEVETT
97	Perry TUBB	73	James CONYERS
85	Tony DOWSON	32	Alan ROBINSON
31	John STAPLETON	11	Tim PROBERT
35	Ian FOLEY	76	Tom KEMP
17	Ian JORDAN	55	Peter STUDER
9	Stephen GLASSWELL	5	Ian BUXTON
12	Paul TAYLOR	6	Peter BELSEY
39	David JOSEPH	62	David HEAVEY
46	Jake OLIVEIRA	27	Declan McDONNELL
3	John HUGHES	87	Jenny ANDERSON
7	Martin FARMER	2	Paul SMITH

POLE

Reserves: 28, 10, 92, 19, 25. No 3 - penalised 2 positions from previous round.

RACE GRID

750MC Golf GTi Championship

Race 18

ROW 16	26 01:02.850 Antony THEAKER	22 01:03.910 Mark CHRISTOPHER
ROW 15	70 01:02.200 Tony MARLOW	29 01:02.570 Alistair SEDWELL
ROW 14	89 01:01.950 Sebastian PALMER	25 01:02.130 Andrew WARNES
ROW 13	19 01:01.730 Susanna KENNISTON	93 01:01.740 Mark REYNOLDS
ROW 12	30 01:01.420 Andy STENNING	68 01:01.550 Verity YOUNG
ROW 11	62 01:01.010 Andy HOLLEY	42 01:01.130 Dawn BOYD
ROW 10	35 01:00.830 Jamie BUTCHER	58 01:00.830 Frank ARTHUR
ROW 9	85 01:00.550 James BARK	27 01:00.620 Guy STEVENS
ROW 8	36 01:00.380 Matthew WELER	39 01:00.380 Adrian WARD
ROW 7	4 01:00.190 Luke WALES	12 01:00.270 Kevin GLOVER
ROW 6	34 01:00.150 Charles GODFREY	28 01:00.180 James COLBOURNE
ROW 5	61 00:59.690 John HILLON	53 00:59.690 Andy KNOWLTON
ROW 4	37 00:59.420 Jamie PACKHAM	57 00:59.540 Patrick BUSS
ROW 3	3 00:59.120 John MAWDSLEY	2 00:59.310 Craig ROBERTS
ROW 2	31 00:58.750 Nick PORTER	33 00:58.900 Michael THURSTON
ROW 1	65 00:58.550 Luke SCHLEWITZ	21 00:58.620 Andrew BURGESS

POLE

Reserve: 40

RACE GRID

Premier Choice Group 750 Formula Championship

Race 19

ROW 12	21 01:02.800 Huw DAVIES	37 01:07.590 Tony BRAZIER
ROW 11	97 01:01.070 Nathaniel COOPER	36 01:02.560 Nigel HARVEY
ROW 10	22 01:00.500 Andrew BOOTH	17 01:00.860 Andrew LAKE
ROW 9	28 00:58.670 Alan BUNTER	77 00:58.770 Dick HARTLE
ROW 8	76 00:57.640 John PAGET	7 00:57.960 Rod HILL
ROW 7	11 00:56.680 Paul MORRIS	57 00:57.590 David WATTS
ROW 6	71 00:56.020 Max SHEPPARD	8 00:56.450 Ian ALLEN
ROW 5	69 00:55.030 Colin WOLSTENHOLME	1 00:55.180 Peter BOVE
ROW 4	12 00:54.600 Bill RUTTER	10 00:54.980 Chris GOUGH
ROW 3	2 00:54.220 Dave ROBSON	6 00:54.480 Martin KEMP
ROW 2	55 00:54.000 Roger ROWE	5 00:54.170 Bob SIMPSON
ROW 1	3 00:52.860 Mick HARRIS	9 00:53.970 Will JOHNSTON JNR


POLE

RACE GRID

750MC Bike-Sports Championship

Race 20

ROW 6	44 00:57.640 Judi DERISLEY	
ROW 5	9 00:53.130 Steve ROBINSON	24 00:53.740 Derek HAMBLBY
ROW 4	27 00:51.820 Calum MACKILLOP	2 00:52.390 Ako BORNEBUSCH
ROW 3	81 00:50.720 Lewis SHAW	29 00:51.660 Andrew GRANT
ROW 2	65 00:48.990 Jonathan THACKRAY	22 00:50.300 Gary BAXTER
ROW 1	77 00:46.910 Darren LUKE	53 00:47.170 Jay WHEALS
POLE		





Provisional Results - Race 1 - Heat 1

750MC MR2 Championship

Pf	No	Cl	Name	Car	Laps	Time	Behind	MPH	Best Lap on	MPH
1	28	MRB	Zac CHAPMAN	Toyota MR2 Mk2	14	13:57.52		72.15	58.67	8 73.57
2	95	MRB	Anthony DAY	Toyota MR2 Mk2	14	13:58.13	0.61	72.10	58.39	9 73.92
3	58	MRB	Steve LUMLEY	Toyota MR2 Mk2	14	13:59.25	1.73	72.00	58.48	9 73.81
4	29	MRB	David LITCHFIELD	Toyota MR2 Mk2	14	14:00.83	3.31	71.87	58.82	9 73.38
5	55	MRB	Andrei BGATOV	Toyota MR2 Mk2	14	14:01.80	4.28	71.79	58.21	10 74.15
6	27	MRB	Dallas JACKSON	Toyota MR2 Mk2	14	14:05.81	8.29	71.45	59.11	3 73.02
7	6	MRC	Alicia KITSON	Toyota MR2 Mk3	14	14:06.76	9.23	71.37	58.80	6 73.41
8	77	MRB	John WILSON	Toyota MR2 Mk2	14	14:10.23	12.71	71.07	59.39	7 72.68
9	30	MRB	Rob HORSFIELD	Toyota MR2 Mk2	14	14:13.62	16.10	70.79	59.15	3 72.97
10	22	MRB	Lee BULLOCK	Toyota MR2 Mk2	14	14:14.91	17.39	70.68	59.00	3 73.16
11	64	MRB	Matthew MARSH	Toyota MR2 Mk2	14	14:15.92	18.40	70.60	59.40	3 72.67
12	68	MRB	Alexander LENNON	Toyota MR2 Mk2	14	14:16.57	19.05	70.56	59.51	8 72.53
13	34	MRB	Alex KNIGHT	Toyota MR2 Mk2	14	14:17.95	20.43	70.43	59.65	11 72.36
14	25	MRB	Clive MORPHETT	Toyota MR2 Mk2	14	14:25.94	28.42	69.78	59.35	9 72.73
15	50	MRB	Gu HEFFORD	Toyota MR2 Mk2	14	14:26.40	28.88	69.75	59.72	6 72.28
16	76	MRC	Patrick MORTELL	Toyota MR2 Mk3 Roadster	14	14:26.77	29.25	69.72	59.44	6 72.82
17	78	MRC	Rowland WOOLLEY	Toyota MR2 Mk3	14	14:30.53	33.01	69.42	1:00.34	6 71.53
18	87	MRB	Simon ARIS	Toyota MR2 Mk2	14	14:33.18	35.66	69.21	1:00.26	6 71.84
19	16	MRB	Christian DEVEREUX	Toyota MR2 Mk2	14	14:33.62	36.10	69.17	1:00.23	10 71.67
20	37	MRB	Andrew KNIGHT	Toyota MR2 Mk2	13	14:00.25	1 Lap	66.78	1:01.62	3 76.16
21	79	MRA	Jonathan GRIMES	Toyota MR2 Mk1	13	14:00.87	1 Lap	66.73	1:01.67	3 69.99
22	35	MRB	Antony KNIGHT	Toyota MR2 Mk2	13	14:02.76	1 Lap	66.58	59.92	6 72.04
23	31	MRB	Jeff HOLDEN	Toyota MR2 Mk2	13	14:05.51	1 Lap	66.37	1:02.00	8 69.62
24	51	MRB	Peter LEWIS	Toyota MR2 Mk2	13	14:08.80	1 Lap	66.11	1:01.38	3 70.32
25	21	MRA	Ben ROWE	Toyota MR2 Mk1	13	14:14.81	1 Lap	65.66	1:03.58	8 67.89
26	12	MRA	David ROWE	Toyota MR2 Mk1	13	14:38.71	1 Lap	63.86	1:01.21	3 70.52
27	68	MRB	Teresa BUCKLEY	Toyota MR2 Mk2	13	14:56.60	1 Lap	62.58	1:05.49	3 65.91

Not-Classified

86	MRB	Peter TAYLOR	Toyota MR2 Mk2	12	12:11.86	DNF	70.77	59.60	8 72.42
33	MRB	Tony TAYLOR	Toyota MR2 Mk2	7	8:06.31	DNF	62.13	1:00.69	6 71.12
36	MRB	Robert BARNETT	Toyota MR2 Mk2	6	8:14.13	DNF	69.22	59.41	4 72.65
38	MRB	David BRYANT	Toyota MR2 Mk2	6	6:19.56	DNF	68.23	58.99	6 73.17
89	MRB	David WEAVING	Toyota MR2 Mk2	4	4:52.25	DNF	58.08	1:00.46	3 71.39

Fastest Lap

55	MRB	Andrei BGATOV	Toyota MR2 Mk2					58.21	10 74.15 R
6	MRC	Alicia KITSON	Toyota MR2 Mk3					58.80	6 73.41 R
12	MRA	David ROWE	Toyota MR2 Mk1					1:01.21	3 70.52

Weather / Track: Cloudy / Dry

Start Time : 12:21

Brands Hatch Indy

25 Apr 09 12:37

Clerk of Course :	Time issued :	Chief Timekeeper : Terry Stevens
<i>[Signature]</i> 12.58		<i>[Signature]</i>

THESE RESULTS REMAIN PROVISIONAL FOR A MINIMUM OF 30 MINUTES FROM THE TIME OF ISSUE AND UNTIL ALL JUDICIAL AND TECHNICAL MATTERS HAVE BEEN SETTLED

Results produced on HS Sports Timing and Results Systems. Results online at www.750MC.co.uk



Provisional Results - Race 2
750MC Formula 4 Championship

Pl	No	Cl	Name	Car	Laps	Time	Behind	MPH	Best Lap on	MPH
1	88	F4A	David MARSHALL	Van Diemen RF00	23	18:52.37		87.67	48.09	16 89.76
2	7	F4A	Chris HODGEN	Van Diemen RF09	23	18:52.76	0.39	87.64	48.57	15 88.87
3	3	F4A	Jonathan WESTON-TAYLOR	Mygale US 2000	23	18:57.06	4.69	87.31	48.63	9 88.76
4	4	F4A	Melcolm SCOTT	Van Diemen RF00	23	18:57.92	5.55	87.24	48.37	23 89.24
5	12	F4A	Bryn TOOTELL	Van Diemen RF06	23	19:09.67	17.30	86.35	49.09	9 87.93
6	15	F4A	Andrew MINNETT	Van Diemen	23	19:20.91	28.54	85.52	49.37	4 87.43
7	27	F4A	Mark CONROY	Tatuus FR96	23	19:23.68	31.31	85.31	49.68	2 86.88
8	6	F4A	Jennifer SCOTT	Van Diemen RF99	23	19:24.41	32.04	85.26	49.61	23 87.18
9	42	F4B	Richard HYPHER	Van Diemen RF86	22	18:53.34	1 Lap	83.79	50.48	6 85.51
10	99	F4B	Charles ADRIAN	Van Diemen RF93	22	18:56.33	1 Lap	83.57	49.57	14 87.08
11	28	F4A	Nic SCOTT	Tatuus RC96/97	22	19:00.42	1 Lap	83.27	50.28	16 85.85
12	48	F4A	Mark BEAN	Ray 016/98	22	19:01.39	1 Lap	83.20	50.22	8 85.95
13	49	F4A	Rob MANSER	Van Diemen FR	22	19:08.75	1 Lap	82.59	50.98	12 84.67
14	20	F4C	Matt HAYES	Jamun M97Z	22	19:16.48	1 Lap	82.11	51.41	0 83.96
15	22	F4A	James SIMONS	Mygale SJ99	22	19:21.10	1 Lap	81.79	51.08	18 84.50
16	29	F4B	Anthony NEWMAN	Van Diemen	22	19:35.59	1 Lap	80.77	52.19	13 82.71
17	26	F4A	Edward HEINZELMANN	Tatuus 98	21	18:54.00	2 Laps	79.93	52.29	8 82.55
18	83	F4C	Paul PRESGRAVES	Van Diemen RF98	21	19:32.31	2 Laps	77.32	53.94	13 80.02
19	23	F4C	Simon BUTLER	Vector M95	20	19:19.76	3 Laps	74.44	55.63	15 77.59

Not-Classified

31	F4A	David SHELTON	Van Diemen RF95	18	15:48.94	DNF	81.79	50.64	18 85.24
64	F4C	John WHITBOURN	Ray GRS02	15	13:36.17	DNF	79.43	51.87	3 83.22
36	F4A	Matthew CLARK	Tatuus 98	14	12:07.65	DNF	83.05	50.00	8 86.33
77	F4A	Robbie WATTS	Van Diemen RF97	3	2:42.25	DNF	79.81	49.74	2 86.78

Fastest Lap

88	F4A	David MARSHALL	Van Diemen RF00					48.09	16 89.76
99	F4B	Charles ADRIAN	Van Diemen RF93					49.57	14 87.08 R
20	F4C	Matt HAYES	Jamun M97Z					51.41	0 83.96

No 20 - no transponder signal detected

Weather / Track: Bright / Dry

Start Time : 13:54

Brands Hatch Indy

25 Apr 09 14:15

Clerk of Course :  14-23	Time Issued :	Chief Timekeeper : Terry Stevens 
--	---------------	---

THESE RESULTS REMAIN PROVISIONAL FOR A MINIMUM OF 30 MINUTES FROM THE TIME OF ISSUE AND UNTIL ALL JUDICIAL AND TECHNICAL MATTERS HAVE BEEN SETTLED

Results produced on H8 Sports Timing and Results Systems. Results online at www.750MC.co.uk



Provisional Results - Race 3 - Final 1

750MC MR2 Championship

Pl	No	Cl	Name	Car	Laps	Time	Behind	MPH	Best Lap on	MPH
1	73	MRB	Mark JESSOP	Toyota MR2 Mk2	15	14:45.93		73.08	58.03	2 74.38
2	28	MRB	Zac CHAPMAN	Toyota MR2 Mk2	15	14:50.12	4.19	72.74	58.39	2 73.92
3	58	MRB	Steve LUMLEY	Toyota MR2 Mk2	15	14:51.87	5.94	72.60	58.57	2 73.70
4	95	MRB	Anthony DAY	Toyota MR2 Mk2	15	14:52.97	7.04	72.51	58.58	2 73.68
5	6	MRC	Airic KITSON	Toyota MR2 Mk3	15	14:54.67	8.74	72.37	58.66	11 73.58
6	55	MRB	Andrei BGATOV	Toyota MR2 Mk2	15	14:59.14	13.21	72.01	58.60	3 73.78
7	29	MRB	David LITCHFIELD	Toyota MR2 Mk2	15	14:59.30	13.37	72.00	58.72	2 73.51
8	77	MRB	John WILSON	Toyota MR2 Mk2	15	15:00.13	14.20	71.93	58.82	2 73.38
9	30	MRB	Rob HORSFIELD	Toyota MR2 Mk2	15	15:06.05	20.12	71.46	59.01	6 73.15
10	34	MRB	Alex KNIGHT	Toyota MR2 Mk2	15	15:10.50	24.57	71.11	59.35	4 72.73
11	50	MRB	Gu HEFFORD	Toyota MR2 Mk2	15	15:12.02	26.09	70.99	59.16	12 72.96
12	64	MRB	Matthew MARSH	Toyota MR2 Mk2	15	15:13.38	27.45	70.89	59.66	5 72.35
13	25	MRB	Clive MORPHETT	Toyota MR2 Mk2	15	15:19.93	34.00	70.38	59.66	5 72.35
14	22	MRB	Lee BULLOCK	Toyota MR2 Mk2	15	15:22.43	36.50	70.19	1:00.13	14 71.78
15	68	MRB	Alexander LENNON	Toyota MR2 Mk2	15	15:25.87	39.94	69.93	59.93	14 72.02
16	16	MRB	Christlan DEVEREUX	Toyota MR2 Mk2	15	15:29.55	43.62	69.65	1:00.40	3 71.46
17	27	MRB	Dallas JACKSON	Toyota MR2 Mk2	15	15:33.05	47.12	69.39	1:00.66	11 71.16
18	67	MRB	Simon ARIS	Toyota MR2 Mk2	15	15:33.36	47.43	69.37	1:00.26	6 71.63
19	78	MRC	Rowland WOOLLEY	Toyota MR2 Mk3	15	15:34.11	48.18	69.31	1:00.12	11 71.80
20	76	MRC	Patrick MORTELL	Toyota MR2 Mk3 Roadster	15	15:34.15	48.22	69.31	1:00.28	5 71.61
21	36	MRB	Robert BARNETT	Toyota MR2 Mk2	15	15:34.69	48.76	69.27	59.81	7 72.17
22	66	MRB	Peter TAYLOR	Toyota MR2 Mk2	15	15:34.79	48.86	69.26	59.99	14 71.95
23	31	MRB	Jeff HOLDEN	Toyota MR2 Mk2	15	15:46.83	1:00.90	68.38	1:01.22	13 70.51
24	37	MRB	Andrew KNIGHT	Toyota MR2 Mk2	14	14:45.62	1 Lap	68.23	1:00.91	9 70.87
25	79	MRA	Jonathan GRIMES	Toyota MR2 Mk1	14	14:56.61	1 Lap	67.40	1:02.03	5 69.59
26	12	MRA	David ROWE	Toyota MR2 Mk1	14	14:57.42	1 Lap	67.34	1:01.36	14 70.35
27	51	MRB	Peter LEWIS	Toyota MR2 Mk2	14	14:57.80	1 Lap	67.31	1:01.85	5 69.79
28	21	MRA	Ben ROWE	Toyota MR2 Mk1	14	15:21.96	1 Lap	65.54	1:03.49	6 67.99
29	56	MRB	Teresa BUCKLEY	Toyota MR2 Mk2	14	15:50.05	1 Lap	63.61	1:04.98	4 66.43
Not-Classified										
35	MRB	Antony KNIGHT	Toyota MR2 Mk2	6	6:18.85	DNF	68.36	1:00.24	5 71.65	
38	MRB	David BRYANT	Toyota MR2 Mk2	6	6:19.99	DNF	68.16	59.87	6 72.10	
Non-Starters										
33	MRB	Tony TAYLOR	Toyota MR2 Mk2							
Fastest Lap										
73	MRB	Mark JESSOP	Toyota MR2 Mk2					58.03	2 74.38	R
6	MRC	Airic KITSON	Toyota MR2 Mk3					58.66	11 73.58	R
12	MRA	David ROWE	Toyota MR2 Mk1					1:01.36	14 70.35	

Weather / Track: Bright / Dry

Start Time : 14:21

Brands Hatch Indy

25 Apr 09 14:38

Clerk of Course : 	Time Issued :	Chief Timekeeper : Terry Stevens
-----------------------	---------------	--------------------------------------

THESE RESULTS REMAIN PROVISIONAL FOR A MINIMUM OF 30 MINUTES FROM THE TIME OF ISSUE AND UNTIL ALL JUDICIAL AND TECHNICAL MATTERS HAVE BEEN SETTLED

Results produced on HS Sports Timing and Results Systems. Results online at www.750MC.co.uk



Provisional Results - Race 4

Demon Tweeks / Yokohama Locost Championship

Pl	No	Cl	Name	Car	Laps	Time	Behind	MPH	Best Lap on	MPH
1	3	LC	Alastair GARRATT	Locost	14	14:04.53		71.55	59.26	9 72.84
2	1	LC	David BARTHOLOMEW	Locost	14	14:04.55	0.02	71.55	59.27	12 72.83
3	48	LC	Tom COLLER	Locost	14	14:04.89	0.36	71.52	58.76	9 73.46
4	6	LC	Richard JENKINS	Locost	14	14:05.07	0.54	71.51	58.96	8 73.21
5	9	LC	Mark GLOVER	Locost	14	14:06.07	1.54	71.42	59.14	8 72.99
6	4	LC	Scott MITTELL	Locost	14	14:07.68	3.15	71.29	58.79	8 73.42
7	30	LCT	Lynfel OWEN	Locost	14	14:12.38	7.85	70.90	59.36	8 72.72
8	22	LC	James McALLISTER	Locost	14	14:15.41	10.88	70.64	59.61	8 72.41
9	23	LC	Andy SHEPHERD	Locost	14	14:16.95	12.42	70.52	59.53	11 72.61
10	77	LC	James PINKERTON	Locost	14	14:17.04	12.51	70.51	59.75	5 72.24
11	53	LC	Mark GOGLE	Locost	14	14:17.07	12.54	70.51	59.51	12 72.53
12	8	LCB	Matt CHERRINGTON	Locost	14	14:20.70	16.17	70.21	59.64	12 72.37
13	39	LC	Steve EVANS	Locost	14	14:29.62	25.09	69.49	1:00.38	4 71.49
14	67	LCT	Nick LEAR	Locost	14	14:29.96	25.43	69.46	1:00.35	3 71.52
15	25	LC	Richard DIXON	Locost	14	14:30.26	25.73	69.44	1:00.57	14 71.26
16	71	LC	Victoria PICKLES	Locost	14	14:40.64	36.11	68.62	1:01.44	5 70.25
17	60	LCT	Richard BRADLEY	Locost	14	14:40.91	36.38	68.60	1:00.99	6 70.77
18	54	LC	David MORROW	Locost	14	14:45.24	40.71	68.26	1:00.91	13 70.87
19	42	LC	Simon IRONSIDE	Locost	13	14:12.85	1 Lap	65.79	1:03.12	7 68.38
20	96	LC	Chris HUBBARD	Locost	13	14:21.01	1 Lap	65.17	1:01.67	10 69.99
21	91	LC	Max LEES	Locost	13	14:50.46	1 Lap	63.02	1:05.40	3 66.00
22	74	LC	Campbell CASSIDY	Locost	12	14:07.66	2 Laps	61.11	1:01.73	5 69.92
23	73	LC	Rob APSEY	Locost	12	14:22.58	2 Laps	60.05	1:01.80	11 69.84
Not-Classified										
38	LC	Samuel GILL	Locost	12	12:43.79	DNF	67.82	1:01.40	12 70.30	
67	LC	Ernie GUSHLOW	Locost	9	10:02.97	DNF	64.43	1:00.70	3 71.11	
26	LC	John McLAREN	Locost	4	4:37.61	DNF	62.19	1:04.42	3 67.00	
28	LC	David BLACK	Locost	0		Starter	0.00			
58	LCT	John BUNCE	Locost	0		Starter	0.00			
Non-Starters										
40	LC	Paul BRYANT	Locost							
46	LCT	Nicholas MORLEY	Locost							
65	LC	Sean GRAHAM	Locost							
88	LC	Steve KIRBY	Locost							
Fastest Lap										
48	LC	Tom COLLER	Locost					58.76	9 73.46	
30	LCT	Lynfel OWEN	Locost					59.36	8 72.72	
8	LCB	Matt CHERRINGTON	Locost					59.64	12 72.37	

Weather / Track: Bright / Dry

Start Time : 14:47

Brands Hatch Indy

25 Apr 09 15:03

Clerk of Course : 	Time Issued :	Chief Timekeeper : Terry Stevens 
---	---------------	--

THESE RESULTS REMAIN PROVISIONAL FOR A MINIMUM OF 30 MINUTES FROM THE TIME OF ISSUE AND UNTIL ALL JUDICIAL AND TECHNICAL MATTERS HAVE BEEN SETTLED

Results produced on HS Sports Timing and Results Systems. Results online at www.750MC.co.uk



Provisional Results - Race 5 - Heat
750MC Formula Vee Championship

Pl	No	Cl	Name	Car	Laps	Time	Behind	MPH	Best Lap on	MPH
1	6	FV	Peter BELSEY	Leastone	10	9:16.41		77.58	53.83	4 80.19
2	55	FVB	Peter STUDER	Sheane	10	9:26.51	10.10	76.19	55.19	2 78.21
3	35	FVB	Ian FOLEY	Scarab Mk2	10	9:27.55	11.14	76.05	55.06	3 78.39
4	25	FV	Ivan TURNER	GAC	10	9:27.84	11.43	76.01	55.39	5 77.93
5	9	FV	Stephen GLASSWELL	Storm	10	9:31.40	14.99	75.54	54.90	4 78.62
6	76	FVB	Tom KEMP	AHS Challenger	10	9:35.09	18.68	75.06	55.73	7 77.45
7	85	FV	Tony DOWSON	Sheane	10	9:35.66	19.25	74.98	55.59	5 77.65
8	45	FVB	Michael DUKE	Sheane 98	10	9:39.31	22.90	74.51	55.70	4 77.49
9	19	FV	Clinton BELL	Venom	10	9:39.36	22.95	74.50	56.10	5 76.94
10	73	FVB	James CONYERS	Leastone	10	10:14.41	58.00	70.25	58.67	6 73.57
11	97	FV	Perry TUBB	Pirtek Merauder	9	9:17.53	1 Lap	69.68	57.76	3 74.73
12	92	FV	Tony MITCHELL	Ray	9	9:21.78	1 Lap	89.15	59.41	4 72.65
13	26	FV	Peter ANDREWS	Sheane Mk2	9	9:42.44	1 Lap	66.70	1:01.07	3 70.68
14	23	FV	Sam ENGINEER	Sheane Mk2	9	9:47.27	1 Lap	66.15	1:00.64	9 71.18
15	29	FV	Chris WILSHER	Sheane FV97	9	9:48.78	1 Lap	65.98	1:01.22	4 70.51
16	28	FVB	Ben WILLIAMS	Sheane Mk1	9	9:54.01	1 Lap	65.40	1:02.50	3 69.06

Not-Classified

17	FVB	Ian JORDAN	Sheane	10	9:16.07	DNF	77.62	54.17	4 79.68
5	FV	Ian BUXTON	GAC	10	9:16.32	DNF	77.59	54.15	3 79.71
32	FVB	Alan ROBINSON	Leastone	5	5:12.42	DNF	69.08	55.47	4 77.82
43	FV	Neale HURREN	AHS Challenger	2	2:04.42	DNF	69.38	57.93	2 74.51
34	FV	Lee LEVETT	Sheane	0		Starter	0.00		
49	FV	Richard HONICK	Sheane Mk3	0		Starter	0.00		

Non-Starters

10	FV	Steve OUGH	AHS Dominator
11	FV	Tim PROBERT	Storm FF1
31	FV	John STAPLETON	Leastone JH002
42	FV	John TOWNSHEND	Sheane Mk2
60	FV	Robert HIGGINS	Storm S1
99	FV	Gethin JONES	Storm

Fastest Lap

6	FV	Peter BELSEY	Leastone	53.83	4 80.19
17	FVB	Ian JORDAN	Sheane	54.17	4 79.68

Red Flag - No 5 & 17 not running at time of red flag.

Weather / Track: Bright / Dry

Start Time : 15:36

Brands Hatch Indy

25 Apr 09 15:59

Clerk of Course : <i>JSD</i> 16.09	Time Issued :	Chief Timekeeper : Terry Stevens
---------------------------------------	---------------	----------------------------------

THESE RESULTS REMAIN PROVISIONAL FOR A MINIMUM OF 30 MINUTES FROM THE TIME OF ISSUE AND UNTIL ALL JUDICIAL AND TECHNICAL MATTERS HAVE BEEN SETTLED

Results produced on HS Sports Timing and Results Systems. Results online at www.750MC.co.uk



Provisional Results - Race 6

AB Performance RGB Championship

Pl	No	Cl	Name	Car	Laps	Time	Behind	MPH	Best Lap on	MPH
1	9	BEA	Steve ROBINSON	Genesis RR	16	14:19.96		80.31	52.23	8 82.64
2	3	BEB	John CUTMORE	Spire GTR	16	14:21.24	1.28	80.19	52.67	11 81.95
3	65	BEB	Duncan MARSHALL	STM Phoenix	16	14:22.71	2.75	80.05	52.78	14 81.78
4	11	BEA	Doug CARTER	Genesis Evo	16	14:33.11	13.15	79.10	53.17	6 81.18
5	50	BEB	Tim HOVERD	Fisher Fury	16	14:33.62	13.66	79.05	53.15	8 81.21
6	96	BEC	Tim GRAY	AB performance Striker	16	14:34.50	14.54	78.97	53.22	8 81.10
7	4	BEC	Alastair BOULTON	Stuart Taylor Phoenix	16	14:36.77	16.81	78.77	53.72	14 80.35
8	88	BEC	Richard WISE	Raw Striker 2007	16	14:37.07	17.11	78.74	53.58	8 80.66
9	63	BEC	Colin CHAPMAN	Fisher Fury	16	14:41.96	22.00	78.31	53.77	8 80.28
10	27	BEB	Robert GRANT	Raw Striker	16	14:49.46	29.50	77.65	54.20	6 79.64
11	30	BEB	Stephen DEAN	Fisher Menace	16	14:55.84	35.88	77.09	54.79	3 78.78
12	17	BEC	Henry CARR	Fisher Fury	16	14:56.06	36.10	77.07	54.29	5 79.51
13	49	BEB	Tony GAUNT	Wolfe ZXR	16	15:01.62	41.66	76.60	54.91	8 78.61
14	59	BEC	Pete ROPE	STM Phoenix	16	15:03.18	43.22	76.47	54.30	7 79.49
15	21	BEC	Austen GREENWAY	Fisher Fury Fireblade	15	14:21.27	1 Lap	76.18	54.65	6 78.98
16	28	BEC	Mathew GREEN	Fisher Fury	15	14:22.87	1 Lap	75.04	55.51	12 77.76
17	77	BEC	Phil ALCOCK	Pulsar Blado	15	14:23.97	1 Lap	74.94	55.54	8 77.72
18	61	BEA	Mike ALLEN	Tiger MAE	15	14:48.00	1 Lap	72.91	56.56	5 76.29
19	8	BEB	Nell CONSTABLE-BERRY	Fisher Fury	15	14:57.53	1 Lap	72.14	57.34	8 75.28
20	32	BEA	Bob MORTIMER	Fisher Fury	15	15:03.63	1 Lap	71.65	57.53	6 75.03
21	29	BEC	James LINDSLEY	Stuart Taylor Pheonix	14	14:31.07	2 Laps	69.37	58.07	14 74.33
Not-Classified										
23	BEA	James WALKER	Westfield Megabus	8	7:36.30	DNF	75.68	54.78	5 78.80	
44	BEB	Judi DERISLEY	Fisher Fury	7	7:13.41	DNF	69.71	58.39	5 73.92	
2	BEA	Paul ROGERS	Contour Cars	4	5:10.78	DNF	55.56	54.08	3 79.82	
42	BEB	Paul RICKERS	Pheonix	2	2:09.14	DNF	66.85	56.64	2 76.21	
1	BEA	Derek JONES	BDN S2	0		Starter	0.00			
Fastest Lap										
9	BEA	Steve ROBINSON	Genesis RR					52.23	8 82.64	
3	BEB	John CUTMORE	Spire GTR					52.67	11 81.95 R	
96	BEC	Tim GRAY	AB performance Striker					53.22	8 81.10	

No 44 - transponder stopped working

Weather / Track: Bright / Dry

Start Time : 16:59

Brands Hatch Indy

25 Apr 09 16:19

Clerk of Course :  16.45	Time Issued :	Chief Timekeeper : Terry Stevens 
--	---------------	---

THESE RESULTS REMAIN PROVISIONAL FOR A MINIMUM OF 30 MINUTES FROM THE TIME OF ISSUE AND UNTIL ALL JUDICIAL AND TECHNICAL MATTERS HAVE BEEN SETTLED

Results produced on HS Sports Timing and Results Systems. Results online at www.750MC.co.uk



Provisional Results - Race 7 - Heat 2

750MC MR2 Championship

Pl	No	Cl	Name	Car	Laps	Time	Behind	MPH	Best Lap on	MPH	
1	58	MRB	Steve LUMLEY	Toyota MR2 Mk2	14	13:53.29		72.52	58.50	7	73.78
2	95	MRB	Anthony DAY	Toyota MR2 Mk2	14	13:54.04	0.75	72.45	58.63	3	73.62
3	28	MRB	Zac CHAPMAN	Toyota MR2 Mk2	14	13:54.31	1.02	72.43	58.44	8	73.86
4	6	MRC	Airic KITSON	Toyota MR2 Mk3	14	13:58.74	5.45	72.05	58.78	4	73.43
5	55	MRB	Andrei BGATOV	Toyota MR2 Mk2	14	14:03.07	9.78	71.68	58.59	4	73.67
6	89	MRB	David WEAVING	Toyota MR2 Mk2	14	14:08.80	15.51	71.19	58.81	8	73.40
7	77	MRB	John WILSON	Toyota MR2 Mk2	14	14:11.48	18.19	70.97	59.00	10	73.16
8	38	MRB	David BRYANT	Toyota MR2 Mk2	14	14:12.20	18.91	70.91	59.18	10	72.94
9	34	MRB	Alex KNIGHT	Toyota MR2 Mk2	14	14:12.44	19.15	70.89	59.12	5	73.01
10	30	MRB	Rob HORSFIELD	Toyota MR2 Mk2	14	14:16.79	23.50	70.53	59.30	5	72.79
11	66	MRB	Peter TAYLOR	Toyota MR2 Mk2	14	14:20.16	26.87	70.25	59.96	8	71.99
12	16	MRB	Christian DEVEREUX	Toyota MR2 Mk2	14	14:20.83	27.54	70.20	59.48	4	72.57
13	76	MRC	Patrick MORTELL	Toyota MR2 Mk3 Roadster	14	14:22.28	28.99	70.08	59.89	4	72.07
14	35	MRB	Antony KNIGHT	Toyota MR2 Mk2	14	14:22.88	29.59	70.03	59.69	8	72.31
15	25	MRB	Clive MORPHETT	Toyota MR2 Mk2	14	14:23.29	30.00	70.00	59.83	8	72.14
16	64	MRB	Matthew MARSH	Toyota MR2 Mk2	14	14:23.42	30.13	69.99	59.70	7	72.30
17	27	MRB	Dallas JACKSON	Toyota MR2 Mk2	14	14:24.47	31.18	69.90	59.51	14	72.53
18	67	MRB	Simon ARIS	Toyota MR2 Mk2	14	14:24.94	31.65	69.87	59.73	14	72.27
19	37	MRB	Andrew KNIGHT	Toyota MR2 Mk2	14	14:26.21	32.92	69.76	59.83	9	72.14
20	22	MRB	Lee BULLOCK	Toyota MR2 Mk2	14	14:29.86	36.57	69.47	59.40	4	72.67
21	78	MRC	Rowland WOOLLEY	Toyota MR2 Mk3	14	14:40.78	47.49	68.81	59.70	7	72.30
22	31	MRB	Jeff HOLDEN	Toyota MR2 Mk2	14	14:43.81	50.52	68.37	1:00.82	8	70.97
23	79	MRA	Jonathan GRIMES	Toyota MR2 Mk1	14	14:54.19	1:00.90	67.58	1:02.31	3	69.27
24	12	MRA	David ROWE	Toyota MR2 Mk1	14	14:54.68	1:01.39	67.54	1:01.81	4	69.83
25	51	MRB	Peter LEWIS	Toyota MR2 Mk2	14	14:56.69	1:03.40	67.39	1:00.81	4	70.98
26	21	MRA	Ben ROWE	Toyota MR2 Mk1	13	14:04.21	1 Lap	66.47	1:02.58	4	68.97
27	56	MRB	Teresa BUCKLEY	Toyota MR2 Mk2	13	14:45.09	1 Lap	63.40	1:04.57	2	66.85
Not-Classified											
50	MRB	Gu HEFFORD	Toyota MR2 Mk2	10	10:15.91	DNF	70.08	59.23	5	72.88	
29	MRB	David LITCHFIELD	Toyota MR2 Mk2	10	9:58.81	DNF	72.08	58.66	3	73.58	
36	MRB	Robert BARNETT	Toyota MR2 Mk2	8	8:12.81	DNF	70.07	59.59	2	72.43	
68	MRB	Alexander LENNON	Toyota MR2 Mk2	4	4:13.17	DNF	68.20	1:00.35	4	71.52	
Non-Starters											
33	MRB	Tony TAYLOR	Toyota MR2 Mk2								
Fastest Lap											
28	MRB	Zac CHAPMAN	Toyota MR2 Mk2					58.44	8	73.86	
6	MRC	Airic KITSON	Toyota MR2 Mk3					58.78	4	73.43	
12	MRA	David ROWE	Toyota MR2 Mk1					1:01.81	4	69.83	

Weather / Track: Bright / Dry

Start Time : 16:21

Brands Hatch Indy

25 Apr 09 16:37

Clerk of Course : <i>RMK 16.167</i>	Time Issued :	Chief Timekeeper : Terry Stevens
-------------------------------------	---------------	----------------------------------

THESE RESULTS REMAIN PROVISIONAL FOR A MINIMUM OF 30 MINUTES FROM THE TIME OF ISSUE AND UNTIL ALL JUDICIAL AND TECHNICAL MATTERS HAVE BEEN SETTLED

Results produced on HS Sports Timing and Results Systems. Results online at www.750MC.co.uk



Provisional Results - Race 8
Polleystort / Yokohama SAXMAX Championship

Pl	No	Cl	Name	Car	Laps	Time	Behind	MPH	Best Lap on	MPH	
1	88	SAX	Oliver WHITE	Citroen Saxo VTR	14	14:16.60		70.55	1:00.28	13	71.61
2	21	SAX	Aaron TRIGWELL	Citroen Saxo VTR	14	14:20.02	3.42	70.27	1:00.38	12	71.49
3	6	SAX	Patrick FLETCHER	Citroen Saxo VTR	14	14:20.48	3.88	70.23	1:00.32	12	71.56
4	6	SAX	Anton SPIRES	Citroen Saxo VTR	14	14:23.35	6.75	69.99	1:00.19	11	71.71
5	23	SAX	Chris WARBURTON	Citroen Saxo VTR	14	14:28.37	11.77	69.59	1:00.46	9	71.39
6	96	SAX	Shaun CLAY	Citroen Saxo VTR	14	14:32.27	15.67	69.28	1:00.94	10	70.83
7	33	SAX	Ryan RATCLIFFE	Citroen Saxo VTR	14	14:33.09	16.49	69.21	1:01.10	3	70.64
8	45	SAX	Josh WAKEFIELD	Citroen Saxo VTR	14	14:35.21	18.61	69.05	1:00.77	8	71.03
9	54	SAX	Anthony WHORTON-EALES	Citroen Saxo VTR	14	14:35.32	18.72	69.04	1:01.28	13	70.44
10	49	SAX	Zoe WENHAM	Citroen Saxo VTR	14	14:37.72	21.12	68.85	1:01.26	7	70.46
11	18	SAX	Jordan WILLSON	Citroen Saxo VTR	14	14:44.41	27.81	68.33	1:01.57	5	70.11
Not-Classified											
	22	SAX	Scott MOAKES	Citroen Saxo VTR	13	13:26.46	DNF	69.58	1:00.66	5	71.16
Fastest Lap											
	6	SAX	Anton SPIRES	Citroen Saxo VTR					1:00.19	11	71.71 R

Weather / Track: Bright / Dry

Start Time : 16:47

Brands Hatch Indy

25 Apr 09 17:02

Clerk of Course : 	Time Issued :	Chief Timekeeper : Terry Stevens 
--	---------------	---

THESE RESULTS REMAIN PROVISIONAL FOR A MINIMUM OF 30 MINUTES FROM THE TIME OF ISSUE AND UNTIL ALL JUDICIAL AND TECHNICAL MATTERS HAVE BEEN SETTLED.

Results produced on HS Sports Timing and Results Systems. Results online at www.750MC.co.uk



Provisional Results - Race 9 - Final

750MC Formula Vee Championship

Pl	No	Cl	Name	Car	Laps	Time	Behind	MPH	Best Lap on	MPH
1	46	FV	Jake OLIVEIRA	Storm DC07	14	12:39.55		79.56	53.14	5 81.23
2	3	FV	John HUGHES	Scarab MK5	14	12:39.56	0.01	79.56	53.19	4 81.15
3	2	FV	Paul SMITH	AHS Dominator	14	12:42.14	2.59	79.29	52.86	5 81.66
4	87	FV	Jenny ANDERSON	GAC 03	14	12:54.61	15.06	78.01	53.81	2 80.22
5	27	FV	Declan McDONNELL	GAC	14	12:56.35	16.80	77.84	53.97	2 79.98
6	12	FV	Paul TAYLOR	GAC 2008	14	12:56.67	17.12	77.81	54.24	7 79.58
7	9	FV	Stephen GLASSWELL	Storm	14	12:57.00	17.45	77.77	54.11	7 79.77
8	55	FVB	Peter STUDER	Sheane	14	12:57.77	18.22	77.70	54.47	8 79.24
9	35	FVB	Ian FOLEY	Scarab Mk2	14	13:08.94	29.39	76.60	54.50	7 79.20
10	39	FV	David JOSEPH	GAC	14	13:12.77	33.22	76.23	54.32	7 79.46
11	76	FVB	Tom KEMP	AHS Challenger	14	13:13.65	34.10	76.14	54.08	3 78.05
12	62	FV	David HEAVEY	Leystone JH004	14	13:15.94	36.39	75.92	54.28	5 79.52
13	85	FV	Tony DOWSON	Sheane	14	13:17.25	37.70	75.80	55.30	2 78.05
14	45	FVB	Michael DUKE	Sheane 98	14	13:19.44	39.89	76.59	55.64	3 77.58
15	25	FV	Ivan TURNER	GAC	13	12:41.34	1 Lap	73.70	54.91	3 78.61
16	97	FV	Perry TUBB	Pirtek Merauder	13	12:45.45	1 Lap	73.31	56.63	8 76.22
17	26	FV	Peter ANDREWS	Sheane Mk2	13	13:13.82	1 Lap	70.69	58.69	3 73.55
18	92	FV	Tony MITCHELL	Ray	13	13:14.27	1 Lap	70.65	58.74	12 73.48
19	23	FV	Sam ENGINEER	Sheane Mk2	13	13:18.46	1 Lap	70.28	59.30	3 72.79
20	29	FV	Chris WILSHER	Sheane FV97	13	13:19.85	1 Lap	70.15	59.42	7 72.64
21	28	FVB	Ben WILLIAMS	Sheane Mk1	12	12:46.24	2 Laps	67.60	1:01.24	3 70.48

Not-Classified

19	FV	Clinton BELL	Venom	10	10:13.92	DNF	70.31	57.42	8 75.17
7	FV	Martin FARMER	GAC	5	4:33.08	DNF	79.03	53.12	5 81.26

Non-Starters

17	FVB	Ian JORDAN	Sheane
32	FVB	Alan ROBINSON	Leystone
5	FV	Ian BUXTON	GAC
6	FV	Peter BELSEY	Leystone
73	FVB	James CONYERS	Leystone

Fastest Lap

2	FV	Paul SMITH	AHS Dominator				52.86	5 81.66
55	FVB	Peter STUDER	Sheane				54.47	8 79.24

Weather / Track: Bright / Dry

Start Time : 17:26

Brands Hatch Indy

25 Apr 09 17:41

Clerk of Course :  17-48	Time Issued :	Chief Timekeeper : Terry Stevens 
--	---------------	---

THESE RESULTS REMAIN PROVISIONAL FOR A MINIMUM OF 30 MINUTES FROM THE TIME OF ISSUE AND UNTIL ALL JUDICIAL AND TECHNICAL MATTERS HAVE BEEN SETTLED

Results produced on HS Sports Timing and Results Systems. Results online at www.750MC.co.uk



Provisional Results - Race 10 - Final 2

750MC MR2 Championship

Pl	No	Cl	Name	Car	Laps	Time	Behind	MPH	Best Lap on	MPH	
1	73	MRB	Mark JESSOP	Toyota MR2 Mk2	15	14:46.72		73.02	57.78	14	74.70
2	58	MRB	Steve LUMLEY	Toyota MR2 Mk2	15	14:53.63	6.91	72.45	58.40	2	73.91
3	28	MRB	Zac CHAPMAN	Toyota MR2 Mk2	15	14:54.72	8.00	72.36	58.49	3	73.80
4	89	MRB	David WEAVING	Toyota MR2 Mk2	15	14:55.23	8.51	72.32	58.55	12	73.72
5	6	MRC	Alric KITSON	Toyota MR2 Mk3	15	14:55.74	9.02	72.28	58.52	13	73.76
6	95	MRB	Anthony DAY	Toyota MR2 Mk2	15	14:57.50	10.78	72.14	58.27	6	74.08
7	55	MRB	Andrei BGATOV	Toyota MR2 Mk2	15	14:57.51	10.79	72.14	58.67	5	73.57
8	77	MRB	John WILSON	Toyota MR2 Mk2	15	15:03.97	17.25	71.62	58.78	5	73.43
9	29	MRB	David LITCHFIELD	Toyota MR2 Mk2	15	15:14.58	27.86	70.79	58.91	2	73.27
10	27	MRB	Dallas JACKSON	Toyota MR2 Mk2	15	15:18.47	31.75	70.49	59.24	12	72.86
11	37	MRB	Andrew KNIGHT	Toyota MR2 Mk2	15	15:19.35	32.63	70.43	59.48	3	72.57
12	35	MRB	Antony KNIGHT	Toyota MR2 Mk2	15	15:19.98	33.26	70.38	59.58	12	72.45
13	25	MRB	Clive MORPHETT	Toyota MR2 Mk2	15	15:20.14	33.42	70.37	59.22	6	72.89
14	30	MRB	Rob HORSFIELD	Toyota MR2 Mk2	15	15:20.79	34.07	70.32	59.35	12	72.73
15	66	MRB	Peter TAYLOR	Toyota MR2 Mk2	15	15:21.27	34.55	70.28	59.91	12	72.05
16	22	MRB	Lee BULLOCK	Toyota MR2 Mk2	15	15:21.49	34.77	70.26	59.44	11	72.62
17	38	MRB	David BRYANT	Toyota MR2 Mk2	15	15:24.66	37.94	70.02	59.25	15	72.85
18	67	MRB	Simon ARIS	Toyota MR2 Mk2	15	15:26.22	39.50	69.90	59.61	6	72.41
19	34	MRB	Alex KNIGHT	Toyota MR2 Mk2	15	15:26.56	39.84	69.88	58.47	7	73.82
20	68	MRB	Alexander LENNON	Toyota MR2 Mk2	15	15:30.04	43.32	69.62	59.51	15	72.53
21	16	MRB	Christlan DEVEREUX	Toyota MR2 Mk2	15	15:33.49	46.77	69.38	59.91	7	72.05
22	78	MRC	Rowland WOOLLEY	Toyota MR2 Mk3	15	15:38.20	51.48	69.01	59.86	12	72.11
23	31	MRB	Jeff HOLDEN	Toyota MR2 Mk2	14	14:47.51	1 Lap	68.09	1:01.04	6	70.71
24	51	MRB	Peter LEWIS	Toyota MR2 Mk2	14	14:49.39	1 Lap	67.94	1:01.05	6	70.70
25	79	MRA	Jonathan GRIMES	Toyota MR2 Mk1	14	15:03.81	1 Lap	66.86	1:02.33	4	69.25
26	56	MRB	Teresa BUCKLEY	Toyota MR2 Mk2	13	14:51.73	2 Laps	62.93	1:04.46	6	66.96

Not-Classified

21	MRA	Bon ROWE	Toyota MR2 Mk1	13	14:02.52	DNF	66.60	1:02.64	4	68.91
64	MRB	Matthew MARSH	Toyota MR2 Mk2	9	10:27.53	DNF	61.91	59.76	6	72.23
76	MRC	Patrick MORTELL	Toyota MR2 Mk3 Roadster	8	8:24.84	DNF	68.40	59.95	7	72.00
12	MRA	David ROWE	Toyota MR2 Mk1	3	6:38.61	DNF	32.49	1:10.24	1	61.45

Non-Starters

36	MRB	Robert BARNETT	Toyota MR2 Mk2
50	MRB	Gu HEFFORD	Toyota MR2 Mk2

Fastest Lap

73	MRB	Mark JESSOP	Toyota MR2 Mk2	57.78	14	74.70	R
6	MRC	Alric KITSON	Toyota MR2 Mk3	58.52	13	73.76	R
79	MRA	Jonathan GRIMES	Toyota MR2 Mk1	1:02.33	4	69.25	

Weather / Track: Bright / Dry

Start Time : 17:47

Brands Hatch Indy

25 Apr 09 18:03

Clerk of Course : 	Time Issued :	Chief Timekeeper : Terry Stevens 
--	---------------	---

THESE RESULTS REMAIN PROVISIONAL FOR A MINIMUM OF 30 MINUTES FROM THE TIME OF ISSUE AND UNTIL ALL JUDICIAL AND TECHNICAL MATTERS HAVE BEEN SETTLED.

Results produced on HS Sports Timing and Results Systems. Results online at www.750MC.co.uk



Provisional Results - Race 11 (Restart)
AB Performance RGB Championship

Pl	No	Cl	Name	Car	Laps	Time	Behind	MPH	Best Lap on	MPH
1	2	BEA	Paul ROGERS	Contour Cars	9	7:57.52		81.35	51.76	3 83.39
2	9	BEA	Steve ROBINSON	Genesis RR	9	7:58.05	0.53	81.26	52.15	2 82.77
3	65	BEB	Duncan MARSHALL	STM Phoenix	9	7:58.49	0.97	81.19	52.00	5 83.01
4	11	BEA	Doug CARTER	Genesis Evo	9	8:03.93	6.41	80.28	52.40	4 82.37
5	96	BEC	Tim GRAY	AB performance Striker	9	8:06.00	8.48	79.93	52.61	5 82.05
6	4	BEC	Alastair BOULTON	Stuart Taylor Phoenix	9	8:08.23	10.71	79.57	52.97	4 81.49
7	63	BEC	Colln CHAPMAN	Fisher Fury	9	8:11.30	13.78	79.07	53.15	3 81.21
8	17	BEC	Henry CARR	Fisher Fury	9	8:13.72	16.20	78.68	53.38	5 80.86
9	88	BEC	Richard WISE	Raw Striker 2007	9	8:14.06	16.54	78.63	53.40	3 80.83
10	60	BEB	Tim HOVERD	Fisher Fury	9	8:15.25	17.73	78.44	52.86	3 81.66
11	42	BEB	Paul RICKERS	Phoenix	9	8:16.07	18.55	78.31	53.36	8 80.89
12	49	BEB	Tony GAUNT	Wolfe ZXR	9	8:18.84	21.32	77.88	53.63	3 80.48
13	30	BEB	Stephen DEAN	Fisher Menace	9	8:18.92	21.40	77.86	54.21	8 79.62
14	21	BEC	Austen GREENWAY	Fisher Fury Fireblade	9	8:19.44	21.92	77.78	53.72	6 80.35
15	27	BEB	Robert GRANT	Raw Striker	9	8:20.85	23.33	77.56	54.15	2 79.71
16	28	BEC	Mathew GREEN	Fisher Fury	9	8:29.24	31.72	76.29	54.87	8 78.67
17	61	BEA	Mike ALLEN	Tiger MAE	9	8:43.86	46.34	74.16	56.58	3 76.29
18	8	BEB	Neil CONSTABLE-BERRY	Fisher Fury	9	8:45.32	47.80	73.95	56.42	9 76.50
19	44	BEB	Judi DERISLEY	Fisher Fury	8	8:02.86	1 Lap	71.51	58.22	4 74.14

Not-Classified

29	BEC	James LINDSLEY	Stuart Taylor Phoenix	8	8:03.48	NCF	71.43	58.16	4 74.22
3	BEB	John CUTMORE	Spire GTR	0		Starter	0.00		
32	BEA	Bob MORTIMER	Fisher Fury	0		Starter	0.00		
59	BEC	Pete ROPE	STM Phoenix	0		Starter	0.00		

Non-Starters

1	BEA	Derek JONES	BDN S2
23	BEA	James WALKER	Westfield Megabus
77	BEC	Phil ALCOCK	Pulsar Blade

Fastest Lap

2	BEA	Paul ROGERS	Contour Cars	51.76	3 83.39
65	BEB	Duncan MARSHALL	STM Phoenix	52.00	5 83.01 R
96	BEC	Tim GRAY	AB performance Striker	52.61	5 82.05

Two part race. Nos 3, 32 & 59 took first start

Weather / Track: Cloudy/Dry

Start Time : 12:05

Brands Hatch Indy

26 Apr 09 12:22

Clerk of Course :	Time Issued :	Chief Timekeeper : Terry Stevens
<i>[Signature]</i> 12.25		<i>[Signature]</i>

THESE RESULTS REMAIN PROVISIONAL FOR A MINIMUM OF 30 MINUTES FROM THE TIME OF ISSUE AND UNTIL ALL JUDICIAL AND TECHNICAL MATTERS HAVE BEEN SETTLED

Results produced on HS Sports Timing and Results Systems. Results online at www.750MC.co.uk



Provisional Results - Race 12 - Heat
750MC Formula Vee Championship

Pl	No	Cl	Name	Car	Laps	Time	Behind	MPH	Best Lap on	MPH
1	6	FV	Potor BELSEY	Leastone	15	13:52.36		77.79	54.44	3 79.29
2	9	FV	Stephen GLASSWELL	Storm	15	13:52.49	0.13	77.77	54.45	13 79.27
3	5	FV	Ian BUXTON	GAC	15	13:52.71	0.35	77.75	54.43	4 79.30
4	17	FVB	Ian JORDAN	Sheane	15	13:53.03	0.67	77.72	54.26	13 79.55
5	55	FVB	Peter STUDER	Shoano	15	13:53.73	1.37	77.66	54.31	13 79.48
6	35	FVB	Ian FOLEY	Scarab Mk2	15	13:58.72	6.36	77.20	54.81	8 78.75
7	76	FVB	Tom KEMP	AHS Challenger	15	14:08.18	15.82	76.34	55.43	6 77.87
8	31	FV	John STAPLETON	Leastone JH002	15	14:10.02	17.66	76.17	55.13	12 78.29
9	11	FV	Tim PROBERT	Storm FF1	15	14:17.25	24.89	75.53	54.55	11 79.13
10	85	FV	Tony DOWSON	Shoano	15	14:17.92	25.56	75.47	55.76	13 77.41
11	32	FVB	Alan ROBINSON	Leastone	15	14:20.67	28.31	75.23	55.42	10 77.89
12	97	FV	Perry TUBB	Pirtek Merauder	15	14:30.78	38.42	74.35	56.17	9 76.85
13	73	FVB	James CONYERS	Leastone	15	14:37.82	45.46	73.76	56.75	8 76.06
14	43	FV	Neale HURREN	AHS Challenger	15	14:38.42	46.06	73.71	56.76	7 77.41
15	34	FV	Lee LEVETT	Sheane	15	14:38.71	46.35	73.68	56.70	14 76.13
16	49	FV	Richard HONICK	Sheane Mk3	15	14:43.42	51.06	73.29	57.38	8 75.22
17	26	FV	Peter ANDREWS	Sheane Mk2	14	14:17.53	1 Lap	70.47	58.91	3 73.27
18	23	FV	Sam ENGINEER	Sheane Mk2	14	14:17.92	1 Lap	70.44	59.43	13 72.63
19	29	FV	Chris WILSHER	Shoano FV97	14	14:21.43	1 Lap	70.15	59.31	7 72.78
20	28	FVB	Ben WILLIAMS	Sheane Mk1	14	14:41.87	1 Lap	68.52	1:01.11	2 70.63
Not-Classified										
10	FV	Steve OUGH	AHS Dominator		13	12:07.93	DNF	77.09	54.86	6 78.68
92	FV	Tony MITCHELL	Ray		13	13:19.45	DNF	70.19	59.94	2 72.01
19	FV	Clinton BELL	Venom		3	3:12.19	DNF	67.38	58.22	3 74.14
25	FV	Ivan TURNER	GAC		0		Starter	0.00		
Non-Starters										
42	FV	John TOWNSHEND	Sheane Mk2							
45	FVB	Michael DUKE	Sheane 98							
60	FV	Robert HIGGINS	Storm S1							
99	FV	Gethin JONES	Storm							
Fastest Lap										
17	FVB	Ian JORDAN	Sheane					54.26	13	79.55
5	FV	Ian BUXTON	GAC					54.43	4	79.30

Weather / Track:

Start Time : 12:24

Brands Hatch Indy

26 Apr 09 12:41

Clerk of Course :	Time Issued :	Chief Timekeeper : Terry Stevens
<i>RB</i> 12.55		<i>Terry Stevens</i>

THESE RESULTS REMAIN PROVISIONAL FOR A MINIMUM OF 30 MINUTES FROM THE TIME OF ISSUE AND UNTIL ALL JUDICIAL AND TECHNICAL MATTERS HAVE BEEN SETTLED.

Results produced on HS Sports Timing and Results Systems. Results online at www.750MC.co.uk



Provisional Results - Race 13 (Restart)
Premier Choice Group 750 Formula Championship

Pl	No	Cl	Name	Car	Laps	Time	Behind	MPH	Best Lap on	MPH
1	3	F7	Mick HARRIS	Darvi 877	13	11:47.63		79.30	53.26	7 81.01
2	2	F7	Dave ROBSON	SDAR/83	13	11:50.76	3.13	78.96	53.16	5 81.20
3	6	F7	Bob SIMPSON	SS/F	13	12:04.43	16.80	77.46	54.08	7 79.82
4	68	F7B	Colin WOLSTENHOLME	Darvi Mk5	13	12:07.71	20.08	77.11	54.25	5 79.56
5	1	F7	Peter BOVE	ADR 750F	13	12:12.34	24.71	76.62	54.63	5 79.01
6	12	F7	Bill RUTTER	Darvi Mk5B	13	12:12.48	24.85	76.61	54.39	10 79.36
7	8	F7	Ian ALLEN	ADR T5	13	12:13.44	25.81	76.61	55.14	9 78.28
8	71	F7	Max SHEPPARD	Sheppard MS750/01	13	12:18.02	30.39	76.03	55.28	4 78.08
9	10	F7	Chris GOUGH	CGR2 Evo	13	12:24.30	36.67	75.39	55.19	12 78.21
10	6	F7	Martin KEMP	Darvi Mk6	13	12:25.96	38.33	75.22	54.66	7 78.68
11	11	F7	Paul MORRIS	Darvi 92J	13	12:25.98	38.35	75.22	55.72	7 77.47
12	7	F7	Rod HILL	Mystic T4/21	13	12:31.12	43.48	74.71	56.55	12 76.33
13	97	F7B	Nathaniel COOPER	David T7	13	12:42.22	54.59	73.62	55.25	13 78.12
14	77	F7B	Dick HARTLE	Tristosse Mk7	12	11:55.16	1 Lap	72.33	57.62	12 74.91
15	17	F7B	Andrew LAKE	Darvi 91D	12	12:01.05	1 Lap	71.84	58.11	9 74.28
16	76	F7B	John PAGET	Fiat TBN 1	12	12:16.86	1 Lap	70.29	57.68	9 74.86
17	37	F7B	Tony BRAZIER	BFS	11	12:22.71	2 Laps	63.93	1:04.14	4 67.30

Not-Classified

22	F7B	Andrew BOOTH	Centaur Mk16	9	12:28.50	NCF	51.90	59.56	4 72.48
28	F7B	Alan BUNTER	Shark 8/750	9	8:45.09	DNF	73.98	58.66	9 76.18
21	F7B	Huw DAVIES	Phasar Fire	6	6:04.76	DNF	71.00	58.14	4 74.24
9	F7	Will JOHNSTON JNR	Centaur Mk16	1	1:50.56	DNF	39.04	1:46.41	1 40.56
55	F7	Roger ROWE	Centaur Mk20	0		Starter	0.60		
67	F7B	David WATTS	Centaur Mk16	0		Starter	0.60		

Non-Starters

38	F7B	Nigel HARVEY	PG Special						
----	-----	--------------	------------	--	--	--	--	--	--

Fastest Lap

2	F7	Dave ROBSON	SDAR/83					53.16	5 81.20	R
68	F7B	Colin WOLSTENHOLME	Darvi Mk5					54.25	5 79.56	

Two part race: No 57 took first start

Weather / Track: Bright/Dry

Start Time : 14:06

Brands Hatch Indy

26 Apr 09 14:21

Clerk of Course :  1670	Time Issued :	Chief Timekeeper : Terry Stevens 
---	---------------	---

THESE RESULTS REMAIN PROVISIONAL FOR A MINIMUM OF 30 MINUTES FROM THE TIME OF ISSUE AND UNTIL ALL JUDICIAL AND TECHNICAL MATTERS HAVE BEEN SETTLED

Results produced on HS Sports Timing and Results Systems. Results online at www.750MC.co.uk



Provisional Results - Race 14
750MC Kit Car Championship

Pl	No	Cl	Name	Car	Laps	Time	Behind	MPH	Best Lap on	MPH
1	2	KCB	Gary GOODYEAR	Raw Fulcrum	16	14:25.98		79.75	53.05	13 81.36
2	1	KCC	Andy HILEY	Taydec Mk2	16	14:30.32	4.34	79.35	53.56	4 80.59
3	33	KCA	Stephen WARD	Raw Strkor	16	14:39.56	13.58	78.62	53.99	8 79.95
4	6	KCA	John MOORE	Sylva Phoenix	16	14:46.77	20.79	77.88	54.08	11 79.82
6	86	KCC	Stephen BELL	Sylva Striker	16	14:50.65	24.67	77.54	54.56	12 79.11
6	75	KCA	Matthew LEWIS	MNR Vortex	16	14:52.07	26.09	77.42	54.46	3 79.26
7	54	KCC	Andrew WARD	Sylva Phoenix	16	14:52.32	26.34	77.40	54.48	8 79.23
8	39	KCC	Chris SCOPES	Fisher Fury	16	15:00.33	34.35	76.71	54.87	7 78.67
9	21	KCC	Stephen LANSLEY	Procomp La Gold	16	15:05.69	39.71	76.25	55.07	8 78.38
10	4	KCA	Nigel BROWN	Sylva Phoenix	16	15:14.45	48.47	75.52	55.87	9 77.26
11	9	KCB	Ian KEMPSON	MK Indy	16	15:16.44	50.46	75.36	55.13	5 78.29
12	47	KCB	Bruce BROWN	Luogo Velocity	14	14:32.56	2 Laps	69.26	1:00.22	3 71.68

Fastest Lap

2	KCB	Gary GOODYEAR	Raw Fulcrum	53.05	13	81.36	R
1	KCC	Andy HILEY	Taydec Mk2	53.56	4	80.59	
33	KCA	Stephen WARD	Raw Striker	53.99	8	79.95	

Weather / Track: Bright/Dry

Start Time : 14:28

Brands Hatch Indy

26 Apr 09 14:44

Clerk of Course : <i>JAD</i> 16.48	Time Issued :	Chief Timokeeper : Terry Stevens <i>Terry Stevens</i>
---------------------------------------	---------------	--

THESE RESULTS REMAIN PROVISIONAL FOR A MINIMUM OF 30 MINUTES FROM THE TIME OF ISSUE AND UNTIL ALL JUDICIAL AND TECHNICAL MATTERS HAVE BEEN SETTLED

Results produced on HS Sports Timing and Results Systems. Results online at www.750MC.co.uk



Provisional Results - Race 15
750MC Bike-Sports Championship



Pl	No	Cl	Name	Car	Laps	Time	Behind	MPH	Best Lap on	MPH
1	77	BSA	Darren LUKE	Radical Pro 6	24	19:13.03		89.84	47.14	2 91.57
2	53	BSA	Jay WHEALS	Speads RS	24	19:14.00	0.97	89.77	47.54	18 90.80
3	2	BSA	Ake BORNEBUSCH	Radical Pro 6	23	19:23.11	1 Lap	85.35	49.48	20 87.24
4	22	BSA	Gary BAXTER	Radical SR4	23	19:30.64	1 Lap	84.81	49.54	16 87.13
5	27	BSD	Calum MACKILLOP	Radical Clubsport	23	19:41.21	1 Lap	84.05	50.25	17 85.90
6	81	BSD	Lewis SHAW	Radical Clubsport	23	19:42.05	1 Lap	83.99	50.67	17 85.19
7	9	BSA	Steve ROBINSON	Genesis RR	22	19:26.20	2 Laps	81.43	51.79	5 83.34
8	24	BSD	Derek HAMBLY	Radical Clubsport	20	19:29.41	4 Laps	73.82	53.45	15 80.76
9	44	BSB	Judi DERISLEY	Fisher Fury	20	20:00.21	4 Laps	71.93	57.69	11 74.82
Not-Classified										
	29	BSA	Andrew GRANT	Radical Clubsport	9	8:04.19	DNF	80.23	52.46	7 82.28
	65	BSA	Jonathan THACKRAY	Radical SR4	0		Starter	0.00		
Fastest Lap										
	77	BSA	Darren LUKE	Radical Pro 6					47.14	2 91.57
	27	BSD	Calum MACKILLOP	Radical Clubsport					50.25	17 85.90 R
	44	BSB	Judi DERISLEY	Fisher Fury					57.69	11 74.82

Weather / Track: Bright/Dry

Start Time : 14:52

Brands Hatch Indy

26 Apr 09 15:12

Clerk of Course : 	Time Issued : 15:22	Chief Timekeeper : Terry Stevens 
---	---------------------	--

THESE RESULTS REMAIN PROVISIONAL FOR A MINIMUM OF 30 MINUTES FROM THE TIME OF ISSUE AND UNTIL ALL JUDICIAL AND TECHNICAL MATTERS HAVE BEEN SETTLED

Results produced on HS Sports Timing and Results Systems. Results online at www.750MC.co.uk



Provisional Results - Race 16
Polleypport / Yokohama SAXMAX Championship

Pl	No	Cl	Name	Car	Laps	Time	Behind	MPH	Best Lap on	MPH
1	6	SAX	Anton SPIRES	Citroen Saxo VTR	14	14:17.43		70.45	1:00.24	3 71.85
2	5	SAX	Patrick FLETCHER	Citroen Saxo VTR	14	14:18.64	1.21	70.38	1:00.13	6 71.78
3	88	SAX	Oliver WHITE	Citroen Saxo VTR	14	14:21.65	4.22	70.13	1:00.14	3 71.77
4	21	SAX	Aaron TRIGWELL	Citroen Saxo VTR	14	14:24.71	7.28	69.68	1:00.61	3 71.22
5	54	SAX	Anthony WHORTON-EALES	Citroen Saxo VTR	14	14:29.32	11.89	69.51	1:00.90	5 70.88
6	22	SAX	Scott MOAKES	Citroen Saxo VTR	14	14:38.11	20.68	68.82	1:00.95	6 70.82
7	45	SAX	Josh WAKEFIELD	Citroen Saxo VTR	14	14:38.23	20.80	68.81	1:01.36	9 70.35
8	96	SAX	Shaun CLAY	Citroen Saxo VTR	14	14:38.50	21.07	68.79	1:01.37	9 70.33
9	33	SAX	Ryan RATCLIFFE	Citroen Saxo VTR	14	14:39.13	21.70	68.74	1:01.27	14 70.45
10	49	SAX	Zoe WENHAM	Citroen Saxo VTR	14	14:42.32	24.89	68.49	1:01.52	9 70.16
11	18	SAX	Jordan WILLSON	Citroen Saxo VTR	14	14:44.55	27.13	68.32	1:01.84	4 69.80
Not-Classified										
	23	SAX	Chris WARBURTON	Citroen Saxo VTR	12	12:21.18	DNF	69.88	1:00.46	3 71.39
Fastest Lap										
	5	SAX	Patrick FLETCHER	Citroen Saxo VTR					1:00.13	6 71.78 R

Weather / Track: Bright/Dry

Start Time : 15:17

Brands Hatch Indy

26 Apr 09 15:32

Clerk of Course :  15:39	Time Issued :	Chief Timekeeper : Terry Stevens 
--	---------------	---

THESE RESULTS REMAIN PROVISIONAL FOR A MINIMUM OF 30 MINUTES FROM THE TIME OF ISSUE AND UNTIL ALL JUDICIAL AND TECHNICAL MATTERS HAVE BEEN SETTLED

Results produced on HS Sports Timing and Results Systems. Results online at www.750MC.co.uk



Provisional Results - Race 17 - Final
750MC Formula Vee Championship

Pl	No	Cl	Name	Car	Laps	Time	Behind	MPH	Best Lap on	MPH	
1	7	FV	Martin FARMER	GAC	16	14:25.15		79.83	53.14	10	81.23
2	46	FV	Jake OLIVEIRA	Storm DC07	16	14:27.85	2.70	79.58	53.19	10	81.15
3	3	FV	John HUGHES	Scarab MK5	16	14:28.02	2.87	79.56	53.10	10	81.29
4	2	FV	Paul SMITH	AHS Dominator	16	14:28.32	3.17	79.54	53.33	10	80.94
6	27	FV	Declan McDONNELL	GAC	16	14:45.20	20.05	78.02	54.34	3	79.43
6	87	FV	Jenny ANDERSON	GAC 03	16	14:45.82	20.67	77.96	54.00	3	79.93
7	39	FV	David JOSEPH	GAC	16	14:46.15	21.00	77.94	54.14	8	79.73
8	17	FVB	Ian JORDAN	Sheane	16	14:46.61	21.46	77.89	53.40	7	80.83
9	12	FV	Paul TAYLOR	GAC 2008	16	14:48.83	23.68	77.70	54.21	12	79.62
10	5	FV	Ian BUXTON	GAC	16	14:49.06	23.91	77.68	53.86	5	80.14
11	9	FV	Stephon GLASSWELL	Storm	16	14:50.18	25.03	77.58	54.22	5	79.61
12	55	FVB	Peter STUDER	Sheane	16	14:50.32	25.17	77.57	54.36	14	79.40
13	35	FVB	Ian FOLEY	Scarab Mk2	16	14:59.04	33.89	76.82	54.83	9	78.72
14	76	FVB	Tom KEMP	AHS Challenger	16	15:08.70	43.55	76.00	54.99	14	78.49
15	10	FV	Steve OUGH	AHS Dominator	16	15:10.48	45.33	75.85	54.96	7	78.54
16	85	FV	Tony DOWSON	Sheane	16	15:20.60	55.45	75.02	55.95	7	77.16
17	43	FV	Neale HURREN	AHS Challenger	15	14:33.32	1 Lap	74.14	56.24	11	76.75
18	34	FV	Lee LEVETT	Sheane	15	14:44.54	1 Lap	73.20	57.02	4	76.70
19	73	FVB	James CONYERS	Leystone	15	14:45.28	1 Lap	73.14	57.79	2	74.69
20	49	FV	Richard HONICK	Sheane Mk3	15	14:50.64	1 Lap	72.70	57.59	4	74.95
21	26	FV	Peter ANDREWS	Sheane Mk2	15	15:23.13	1 Lap	70.14	59.18	11	72.94
22	23	FV	Sam ENGINEER	Sheane Mk2	14	14:33.53	2 Laps	69.18	59.84	4	72.13
23	29	FV	Chris WILSHER	Sheane FV97	14	14:59.23	2 Laps	67.20	1:01.19	4	70.54

Not-Classified

8	FV	Peter BELSEY	Spyder	14	12:57.42	DNF	77.73	54.22	8	79.61
62	FV	David HEAVEY	Leystone JH004	14	13:06.92	DNF	76.79	54.27	6	79.54
97	FV	Perry TUBB	Pirtek Merauder	11	10:53.05	DNF	72.71	57.82	6	74.65
25	FV	Ivan TURNER	GAC	6	6:03.67	DNF	71.21	56.58	6	76.29
28	FVB	Bon WILLIAMS	Sheane Mk1	4	4:26.05	DNF	64.90	1:01.89	4	69.74

Non-Starters

11	FV	Tim PROBERT	Storm FF1
31	FV	John STAPLETON	Leystone JH002
32	FVB	Alan ROBINSON	Leystone

Fastest Lap

3	FV	John HUGHES	Scarab MK5	53.10	10	81.29
17	FVB	Ian JORDAN	Sheane	53.40	7	80.83

Weather / Track: Bright/Dry

Start Time : 15:49

Brands Hatch Indy

26 Apr 09 16:06

Clerk of Course :

[Signature] 16.18

Time Issued :

Chief Timekeeper: Jerry Stevens

THESE RESULTS REMAIN PROVISIONAL FOR A MINIMUM OF 30 MINUTES FROM THE TIME OF ISSUE AND UNTIL ALL JUDICIAL AND TECHNICAL MATTERS HAVE BEEN SETTLED

Results produced on HS Sports Timing and Results Systems. Results online at www.750MC.co.uk



Provisional Results - Race 18
750MC Golf GTi Championship

Pl	No	Cl	Name	Car	Laps	Time	Behind	MPH	Best Lap on	MPH
1	65	VW2	Luke SCHLEWITZ	VW Golf GTi Mk2	14	13:53.61		72.49	58.52	3 73.76
2	21	VW2	Andrew BURGESS	VW Golf GTi Mk2	14	13:54.48	0.87	72.42	58.85	13 73.35
3	3	VW2	John MAWDSLEY	VW Golf GTi Mk2	14	13:58.67	5.06	72.05	58.83	5 73.37
4	33	VW2	Michael THURSTON	VW Golf GTi Mk2	14	13:58.97	5.36	72.03	58.90	9 73.28
5	31	VW2	Nick PORTER	VW Golf GTi Mk2	14	13:59.03	5.42	72.02	58.87	11 73.32
6	2	VW1	Craig ROBERTS	VW Golf GTi Mk2	14	14:04.29	10.68	71.57	59.24	5 72.86
7	61	VW2	John HILLON	VW Golf GTi Mk2	14	14:05.12	11.51	71.50	59.31	5 72.78
8	37	VW2	Jamie PACKHAM	VW Golf GTi Mk2	14	14:05.78	12.17	71.45	59.27	7 72.83
9	57	VW2	Patrick BUSS	VW Golf GTi Mk2	14	14:08.75	15.14	71.20	59.47	3 72.58
10	53	VW2	Andy KNOWLTON	VW Golf GTi Mk2	14	14:11.33	17.72	70.98	59.55	9 72.48
11	28	VW2	James COLBOURNE	VW Golf GTi Mk2	14	14:15.39	21.78	70.65	59.66	4 72.35
12	34	VW2	Charles GODFREY	VW Golf GTi Mk2	14	14:21.76	28.15	70.12	1:00.04	10 71.89
13	4	VW1	Luke WALES	VW Golf GTi Mk2	14	14:22.70	29.09	70.05	1:00.12	7 71.80
14	12	VW1	Kevin GLOVER	VW Golf GTi Mk2	14	14:23.16	29.55	70.01	1:00.10	5 71.82
15	85	VW1	James BARK	VW Golf GTi Mk2	14	14:23.86	30.25	69.95	1:00.30	4 71.58
16	27	VW1	Guy STEVENS	VW Golf GTi Mk2	14	14:30.55	36.94	69.42	1:00.25	7 71.64
17	36	VW1	Matthew WELLER	VW Golf GTi Mk2	14	14:32.18	38.57	69.29	1:00.45	11 71.40
18	39	VW2	Adrian WARD	VW Golf GTi Mk2	14	14:35.75	42.14	69.00	1:00.64	8 71.18
19	93	VW2	Mark REYNOLDS	VW Golf GTi Mk2	14	14:37.95	44.34	68.83	1:01.17	12 70.56
20	35	VW1	Jamie BUTCHER	VW Golf GTi Mk2	14	14:38.34	44.73	68.80	1:01.01	9 70.75
21	42	VW1	Dawn BOYD	VW Golf GTi Mk2	14	14:38.79	45.18	68.76	1:00.81	12 70.98
22	62	VW1	Andy HOLLEY	VW Golf GTi Mk2	14	14:38.86	45.25	68.76	1:00.90	12 70.88
23	58	VW2	Frank ARTHUR	VW Golf GTi Mk2	14	14:38.95	45.34	68.75	1:00.57	11 71.26
24	70	VW2	Tony MARLOW	VW Golf GTi Mk2	14	14:43.57	49.96	68.39	1:00.81	12 70.98
25	19	VW1	Susanna KENNISTON	VW Golf GTi Mk2	14	14:52.33	58.72	67.72	1:01.45	5 70.24
26	26	VW1	Antony THEAKER	VW Golf GTi Mk2	14	14:52.61	59.00	67.70	1:01.23	12 70.49
27	29	VW2	Allstair SEDWELL	VW Golf GTi Mk2	13	14:09.65	1 Lap	66.04	1:03.26	10 68.21
28	22	VW1	Mark CHRISTOPHER	VW Golf GTi Mk2	13	14:13.50	1 Lap	65.74	1:03.26	6 68.23
29	25	VW2	Andrew WARNES	VW Golf GTi Mk2	13	14:16.57	1 Lap	65.51	1:02.23	4 69.36

Not-Classified

89	VW1	Sebastian PALMER	VW Golf GTi Mk2	13	13:43.27	DNF	68.16	1:01.47	5 70.22
30	VW2	Andy STENNING	VW Golf GTi Mk2	3	3:18.93	DNF	65.09	1:01.76	3 69.89
68	VW2	Verity YOUNG	VW Golf GTi Mk2	2	2:20.05	DNF	61.64	1:02.51	2 69.05

Fastest Lap

65	VW2	Luke SCHLEWITZ	VW Golf GTi Mk2				58.52	3 73.76	R
2	VW1	Craig ROBERTS	VW Golf GTi Mk2				59.24	5 72.86	R

Weather / Track: Bright/Dry

Start Time : 16:11

Brands Hatch Indy

26 Apr 09 16:27

Clerk of Course : 	Time Issued :	Chief Timekeeper : Terry Stevens
-----------------------	---------------	--------------------------------------

THESE RESULTS REMAIN PROVISIONAL FOR A MINIMUM OF 30 MINUTES FROM THE TIME OF ISSUE AND UNTIL ALL JUDICIAL AND TECHNICAL MATTERS HAVE BEEN SETTLED

Results produced on HS Sports Timing and Results Systems. Results online at www.750MC.co.uk



Provisional Results - Race 19
Premier Choice Group 750 Formula Championship

Pl	No	Cl	Name	Car	Laps	Time	Behind	MPH	Best Lap on	MPH
1	9	F7	Will JOHNSTON JNR	Centaur Mk16	16	14:25.73		79.77	52.84	7 81.69
2	3	F7	Mick HARRIS	Darvi 877	16	14:27.60	1.87	79.60	53.07	11 81.33
3	2	F7	Dave ROBSON	SDAR/83	16	14:27.71	1.98	79.59	53.20	7 81.14
4	12	F7	Bill RUTTER	Darvi Mk5B	16	14:43.96	18.23	78.13	53.80	15 80.23
5	1	F7	Peter BOVE	ADR 760F	16	14:56.93	31.20	77.00	54.84	15 78.71
6	10	F7	Chris GOUGH	CGR2 Evo	16	15:05.48	39.75	76.27	55.39	4 77.93
7	97	F7B	Nathaniel COOPER	David T7	16	15:12.83	47.10	75.66	54.43	10 79.30
8	71	F7	Max SHEPPARD	Sheppard MS750/01	16	15:13.43	47.70	75.61	54.97	6 78.52
9	76	F7B	John PAGET	Flat TBN 1	16	15:17.89	51.96	75.26	55.01	16 78.47
10	11	F7	Paul MORRIS	Darvi 92J	16	15:18.08	52.36	75.22	54.82	16 78.74
11	7	F7	Rod HILL	Mystic T4/21	16	15:19.46	53.73	75.11	55.60	16 77.63
12	77	F7B	Dick HARTLE	Tristesso Mk7	15	14:43.86	1 Lap	73.25	57.45	8 75.13
13	8	F7	Ian ALLEN	ADR T5	16	14:58.56	1 Lap	72.22	55.76	6 77.41
14	22	F7B	Andrew BOOTH	Centaur Mk16	14	14:34.37	2 Laps	69.11	59.14	12 72.99
15	37	F7B	Tony BRAZIER	BFS	13	14:34.27	3 Laps	64.18	1:03.08	7 68.43
16	28	F7B	Alan BUNTER	Shark 8/750	13	14:53.07	3 Laps	62.83	57.15	8 75.53

Not-Classified

6	F7	Martin KEMP	Darvi Mk6	16	13:49.82	DNF	78.02	53.74	16 80.32
69	F7B	Colin WOLSTENHOLME	Darvi Mk5	6	6:27.49	DNF	66.84	54.19	6 79.65
21	F7B	Huw DAVIES	Phasar Fire	2	2:19.02	DNF	62.10	1:04.84	2 66.57
17	F7B	Andrew LAKE	Darvi 91D	1	1:12.24	DNF	59.75	1:05.13	1 66.27
57	F7B	David WATTS	Centaur Mk16	0		Starter	0.00		

Non-Starters

36	F7B	Nigel HARVEY	PC Special
5	F7	Bob SIMPSON	SS/F
55	F7	Roger ROWE	Centaur Mk20

Fastest Lap

9	F7	Will JOHNSTON JNR	Centaur Mk16	52.84	7 81.69 R
69	F7B	Collin WOLSTENHOLME	Darvi Mk5	54.19	6 79.65

Weather / Track: Dry/Bright

Start Time : 16:38

Brands Hatch Indy

26 Apr 09 16:54

Clerk of Course : <i>[Signature]</i>	Time Issued :	Chief Timekeeper : Terry Stevens <i>[Signature]</i>
---	---------------	--

THESE RESULTS REMAIN PROVISIONAL FOR A MINIMUM OF 30 MINUTES FROM THE TIME OF ISSUE AND UNTIL ALL JUDICIAL AND TECHNICAL MATTERS HAVE BEEN SETTLED

Results produced on HS Sports Timing and Results Systems. Results online at www.750MC.co.uk



Provisional Results - Race 20
750MC Bike-Sports Championship

Pl	No	Cl	Name	Car	Laps	Time	Behind	MPH	Best Lap on	MPH
1	77	BSA	Darren LUKE	Radical Pro 6	24	19:21.94		89.16	18	90.89
2	53	BSA	Jay WHEALS	Speads RS	24	19:22.52	0.58	89.11	11	90.97
3	65	BSA	Jonathan THACKRAY	Radical SR4	24	19:51.21	29.27	86.97	18	88.74
4	2	BSA	Ake BORNEBUSCH	Radical Pro 6	24	19:51.53	29.59	86.94	22	88.78
5	22	BSA	Gary BAXTER	Radical SR4	23	19:22.60	1 Lap	85.39	14	88.11
6	27	BSD	Calum MACKILLOP	Radical Clubsport	23	19:34.58	1 Lap	84.52	2	85.83
7	81	BSD	Lewis SHAW	Radical Clubsport	23	19:50.09	1 Lap	83.42	14	85.05
8	29	BSA	Andrew GRANT	Radical Clubsport	23	20:15.18	1 Lap	81.70	14	83.34
9	9	BSA	Steve ROBINSON	Genesis RR	22	19:29.82	2 Laps	81.18	9	83.34
10	24	BSD	Derek HAMBLY	Radical Clubsport	22	20:13.09	2 Laps	78.28	13	80.85
11	44	BSB	Judi DERISLEY	Fisher Fury	20	19:34.68	4 Laps	73.49	20	76.40

Fastest Lap

53	BSA	Jay WHEALS	Speads RS	47.45	11	90.97
27	BSD	Calum MACKILLOP	Radical Clubsport	50.29	2	85.83
44	BSB	Judi DERISLEY	Fisher Fury	56.50	20	76.40

Weather / Track: Dry/Bright

Start Time : 17:03

Brands Hatch Indy

26 Apr 09 17:24

Clerk of Course :  17.28	Time Issued :	Chief Timekeeper : Terry Stevens 
--	---------------	---

THESE RESULTS REMAIN PROVISIONAL FOR A MINIMUM OF 30 MINUTES FROM THE TIME OF ISSUE AND UNTIL ALL JUDICIAL AND TECHNICAL MATTERS HAVE BEEN SETTLED.

Results produced on HS Sports Timing and Results Systems. Results online at www.750MC.co.uk