



Championship Car Races

Official Programme £2.50



Programme Amendments

Cadwell Park

11 - 12 Jul 2009

Please add the following

Formula	No	Cls	Driver	Car
Formula 4	26	A	Edward Heinzelmann	Tatus 98
Formula Vee	79	C	Oliver Strrell	Van Dieman
	35	B	Ian Foley	Scarab MK2
	69	B	Robert Cowburn	Sheane
Golf GTI	66	2	Darren Bedford	VW Golf Gti MK2

Please delete the following

Formula	No	Cls	Driver	Car
750 Trophy	2	1	Roger Windley	Time 3B
Golf GTI	39	2	Adrian Ward	VW Golf GTI
Kit Cars	39	C	Chris Scopes	Fisher Fury
Locost	31	T	Suzanne Coomber	Locost



This meeting is held under the General Regulations of the MSA (incorporating the provisions of the International Sporting Code of the FIA) and the Supplementary Regulations, Final Instructions and any written instructions which the Organisers issue for the race meeting. **MSA Permit: 50676**

RACE MEETING OFFICIALS

MSA STEWARD

G. Blythe

CLERKS OF COURSE

V. Ayres

A. Cox

I. Thompson

CLUB STEWARDS

R. Clements

K. Messer

TIMEKEEPERS

T. Stevens (Chief)

A. Stevens

P. Arch

SCRUTINEERS

D. Smith (Chief)

S. Ford

M. Lambkin-Smith

H. Fairhead

P. Jaggard

A. Johnson

J. Bartow

INCIDENT OFFICER

A. Bennett

CHIEF MARSHAL

P. Harding

RACE RESCUE UNIT/S

750 Motor Club

Phoenix Rescue

COMMENTATOR

I. Sowman

J. Palmer

SECRETARY
OF THE MEETING

Robin Knight

MARSHALS

750 Motor Club

BMMC & friends

BREAKDOWN UNITS

Chris Coote

CHILD PROTECTION OFFICER -

V. Ayres

APPROXIMATE TIMETABLE

Saturday		Practice
1	750MC Formula Vee - untimed	9.00
2	VAG Trophy	9.30
3	750MC 750 Trophy Series	9.55
4	750MC MR2 Championship	10.20
5	Demon Tweeks/Yokohama Locost Championship session A	10.45
6	Demon Tweeks/Yokohama Locost Championship session B	11.10
7	750MC Formula Vee Championship	11.35
Races (* = green flag lap)		Time
1	VAG Trophy	12.05
<i>Lunchbreak</i>		
2	750MC 750 Trophy Series	1.30
3	750MC MR2 Championship	2.00
4	Demon Tweeks/Yokohama Locost Championship - Heat	2.30
5	750MC Formula Vee Championship - Heat*	3.00
6	VAG Trophy	3.30
7	750MC 750 Trophy Series	4.00
8	750MC MR2 Championship	4.30
9	Demon Tweeks/Yokohama Locost Championship - Final	5.00
10	750MC Formula Vee Championship - Final*	5.30
Sunday		Practice
8	750MC Toyo Tires Golf GTI Championship	9.00
9	750MC Kit Car Championship	9.25
10	Premier Choice Group 750 Formula Championship	9.50
11	750MC Formula 4 Championship	10.15
Races (* = green flag lap)		Time
11	Demon Tweeks/Yokohama Locost Championship - Heat*	10.45
12	750MC Formula Vee Championship - Heat*	11.15
13	750MC Toyo Tires Golf GTI Championship	11.45
14	750MC Kit Car Championship	12.15
<i>Lunchbreak</i>		
15	Demon Tweeks/Yokohama Locost Championship - Final*	1.30
16	Premier Choice Group 750 Formula Championship*	2.00
17	750MC Toyo Tires Golf GTI Championship	2.30
18	750MC Formula 4 Championship*	3.00
19	750MC Formula Vee Championship - Final*	3.30
20	750MC Kit Car Championship	4.00
21	Premier Choice Group 750 Formula Championship*	4.30
22	750MC Formula 4 Championship*	5.00

The organisers reserve the right, with the permission of the Stewards of the Meeting and/or the Clerk of Course, to amend the timetable, to change the order in which events are run and to postpone, cancel or abandon the meeting or any part thereof.

Races 1 & 6**13 mins + 1 lap****VAG Trophy**

New, as a pilot series for 2009, is VAG Trophy, which caters for any two-wheel drive model from VAG (Volkswagen, Audi, SEAT and Skoda) produced up to the end of 2005. Cars likely to be included as the series grows will not only be constructed specifically for VAG Trophy, but will also have been previously competing in the Vento Challenge, Polo G40 Cup, Slick 50, VW Cup; SEAT cars are expected as are VAG cars usually used on 'track days'. The ethos of the series is to promote highly competitive racing within power-to-weight ratio classes, good driving standards and good value for money.

No	Cls	Driver	Car details	ccs	Hometown
1	B	Ian Carvell	VW Scirocco	1781	Daventry
3	D	John Mawdsley	VW Golf	1800	Wirral
9	B	Ken Lark	VW Corrado	2900	Luton
12	D	Kevin Glover	VW Golf	1800	Staniford
25	D	Andrew Warnes	VW Golf GTi	1800	King's Lynn
30	D	Andy Stenning	VW Golf GTi Mk2	1800	Pewsey
43	D	Craig Deakin	VW Golf	1800	Huddersfield
45	A	Len Simpson	VW Vento	2989	Hinckley
61	B	John Hillon	VW Golf	1984	Derby
62	D	Andy Holley	VW Golf GTi	1800	Shrewsbury
66	D	Darren Bedford	VW Golf	1800	Derby
69	A	Grantley Woodhatch	VW Vento	3000	Radstock
70		Tom Andrew	Seat Leon	1800	Neston
80	B	Malcolm Webster	VW Golf Mk2 16V	2000	Frome

The calendar for VAG Trophy in 2009 comprises:-

- Cadwell June 11
- Mallory Aug 2
- Silverstone Aug 22
- Snetterton Sep 19
- Brands Oct 25



VAG
TROPHY

Races 2 & 7**13 mins + 1 lap****750 Motor Club 750 Trophy Series**

The 750 Motor Club's 'Historic' racing series, for early 750 Formula, Austin 7 specials, 1172cc side-valve front-engined cars, Historic 500cc F3 cars and other historic and classic cars. New cars have to be built within careful guidelines to ensure compatibility. Engines include Austin 7, Reliant engines (642cc and 748cc OHV, 747cc side-valve), Ford 1172 side-valve and Climax; F3 500cc class must comply with 500 OA.

No	Cls	Driver	Car details	ccs	Hometown
1	C	Don Rawson	Rawson Climax	742	Oswestry
2	I	Roger Windley	Time 3B	850	Lincoln
3	C	David Larkins	Gerrell Reliant	850	Cleckheaton
5	C	David Brand	Rawson	1172	Kings Langley
13	C	Gregan Thruston	DNC	750	Henley-In-Arden
15	I	Ron Welsh	Lotus Mk6	1500	Chelmsford
18	C	Linden Brand	JB Reliant	850	Chesham
20	C	Paul Mason	Hague	850	Milton Keynes
26	A	Mike Whitby	Omega 1980	850	St. Neots
27	C	Grahame Weetman	DNC	850	Oswestry
35	C	Michael O'Mahony	Reon	848	Bantry
42	C	Richard Reeve	Lotus Mark 6	1172	Bristol
55	C	Roger Rowe	RWR	850	Kidderminster
63	C	Keith Whitby	Omega	850	Wellingborough
71	C	Nicola Harness	Rapide	848	Lincoln

LAP RECORDS

A	Mark Roper	2:11.746	59.37	02/09/2001
B	John Bennett	2:07.947	61.14	31/08/2002
C	Paul Mason	1:51.66	70.51	10/05/2009
D	Kerry Horan	2:01.752	64.25	31/08/2002



Races 3 & 8**13 mins + 1 lap****750 Motor Club Toyota MR2 Championship**

The 750 Motor Club Toyota MR2 Championship started in 2008 & is for production based sports cars run as near standard specification as possible allowing for safety requirements. There are separate classes. Class A for the Mk1, class B for the Mk2 and class C for the Mk3. Very few modifications from standard are allowed to keep costs down and maintain its aims as a budget series. All cars run on a control Toyo tyre and there are minimum weights in classes to even-out the performance.



No	Cls	Driver	Car details	ccs	Hometown
6	C	Alric Kitson	Toyota MR2 Mk3	1800	Scunthorpe
9	B	Alan Henderson	Toyota MR2 MK2	2000	Stanley
12	A	David Rowe	Toyota MR2 Mk1	1600	Holsworthy
21	A	Ben Rowe	Toyota MR2 Mk1	1600	Holsworthy
22	B	Lee Bullock	Toyota MR2 MK2	2000	Burton-On-Trent
25	B	Clive Morphett	Toyota MR2 MK2	2000	Nottingham
26	B	David Henderson	Toyota MR2 Mk2	2000	Newcastle Upon Tyne
28	B	Zac Chapman	Toyota MR2	2000	Wareham
30	B	Rob Horsfield	Toyota MR2 Mk2	2000	Salisbury
31	B	Jeff Holden	Toyota MR2 Mk2	2000	Rochdale
32	B	Steve Pegg	Toyota MR2 MK2	2000	Leicester
33	B	Tony Taylor	Toyota MR2	1998	Hertford
41	A	Hassen Gaungoo	Toyota MR2	2000	Nottingham
43 (Res 2)	B	John Thornber	Toyota MR2 Mk2	2000	Harrogate
50	B	Guy Hefford	Toyota MR2 Mk2	2000	Leatherhead
52	B	Martin Lewis	Toyots MR2 Mk2	2000	Kempston
55	B	Andrei Bgatov	Toyota MR2 Mk2	2000	Cambridge
58	B	Steve Lumley	Toyota MR2 MK2	2000	Bury St. Edmunds
64	B	Matthew Marsh	Toyota MR2 MK2	2000	Northampton
66 (Res 1)	B	Peter Taylor	Toyota MR2 Mk2	1998	Dorking
68	B	Alexander Lennon	Toyota MR2	2000	Stowmarket
73	B	Mark Jessop	Toyota MR2 Mk2	2000	Market Rasen
76	C	Patrick Mortell	Toyota MR2	2000	Keniworth
77	B	John Wilson	Toyota MR2 Mk2	2000	Worcester
78	C	Rowland Woolley	Toyota MR2 Mk2	2000	Lutterworth
79	A	Jonathan Grimes	Toyota MR2 Mk1	1600	Ascot
89	B	David Weaving	Toyota MR2 MK2	2000	Launceston
95	B	Anthony Day	Toyota MR2 Mk2	2000	Thame
98	A	Hugh Gilmour	Toyota MR2 Mk1	1600	London
99	A	Arthur Gilmour	Toyota MR2 Mk1	2000	King's Lynn

Pts	No	Cls	Driver	Pts	No	Cls	Driver
111	73	B	Mark Jessop	65	6	B	Alan Henderson
94	28	B	Zac Chapman	64	95	B	Anthony Day
66	58	B	Steve Lumley	63	6	C	Alric Kitson

LAP RECORDS

A	Arthur Gilmour	1:51.64	70.52	11/05/2008
B	Mark Jessop	1:44.59	75.28	10/05/2009
C	Alric Kitson	1:46.24	74.11	10/05/2009

Races 4/9 & 11/15

13 mins + 1 lap

Demon Tweeks/Yokohama Locost Championship

The 750 Motor Club Locost Championship is for cars built to the same basic design and using a standard Ford 1300 cc crossflow engine, gearbox and many other standard components. All cars run with a 'control' camshaft from Kent Cams; modifications are limited to a rebore and basic 'blue-printing'. There is also a 'control' tyre, the Yokohama A539. There is free choice of spring rates and anti-roll bars; dampers must be steel-bodied and single-adjustable.



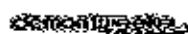


No	Cls	Driver	Car details	ccs	Hometown
1		David Bartholomew	Locost	1300	Reading
4		Scott Mittell	Locost	1300	Eastleigh
15		Jason Gibbons	Locost	1300	Bristol
22		James McAllister	Locost	1300	Glossop
31	T	Suzanne Coomber	Locost	1300	Northampton
34		Sam Brough	Locost	1300	Barnsley
39		Steve Evans	Locost	1300	Leicester
42		Simon Ironside	Locost	1300	Edinburgh
43		Simon Wood	Locost	1300	Cambridge
47		Robert Palin	Locost	1300	Nantwich
48		Tom Coller	Locost	1300	Canterbury
52		Mathew Gilmour	Locost	1300	Birmingham
53		Mark Gogle	Locost	1300	Wolverhampton
54		David Morrow	Locost	1300	Hungerford
57	T	Nick Lear	Locost	1300	Bristol
58	T	John Bunce	Locost	1300	Marlborough
68		Andy Pointer	Locost	1300	Dereham
73		Rob Apsey	Locost	1300	Watford
74		Campbell Cassidy	Locost	1300	London
77		James Pinkerton	Locost	1300	Leamington Spa
93		Glenn Boyer	Locost	1300	Bridgwater

The above drivers are in the 1st Locost practice session, those on the next page are in the 2nd session. From the combined times of the two sessions, the slowest 28 go into the Heat, the remainder into the Final which will be topped up to 28 by the top finishers in the Heat. For Sunday's races, the 2nd fastest time in practice will be used.

Races 4/9 & 11/15**13 mins + 1 lap****Demon Tweeks/Yokohama Locost Championship**

The 750 Motor Club Locost Championship is for cars built to the same basic design and using a standard Ford 1300 cc crossflow engine, gearbox and many other standard components. All cars run with a 'control' camshaft from Kent Cams; modifications are limited to a rebore and basic 'blue-printing'. There is also a 'control' tyre, the Yokohama A539. There is free choice of spring rates and anti-roll bars; dampers must be steel-bodied and single-adjustable.





No	Cls	Driver	Car details	ccs	Hometown
3		Alastair Garratt	Locost	1300	Nottingham
6		Richard Jenkins	Locost	1300	Norwich
8	B	Matt Cherrington	Locost	1300	Melksham
9		Mark Glover	Locost	1300	Derby
12	T	Ed Pither	Locost	1300	Hinckley
25		Richard Dixon	Locost	1300	Norwich
27		Alex Von Ehrheim	Locost	1300	Pontefract
28		David Black	Locost	1300	Birmingham
30	T	Lynfel Owen	Locost	1300	Leamington Spa
37		Barry Stuart	Locost	1300	Welwyn Garden City
38		Samuel Gill	Locost	1300	Gosport
40		Paul Bryant	Locost	1300	Taunton
46	T	Nicholas Morley	Locost	1300	London
56		Brendan Dudley	Locost	1300	Rosewell
59		Carl Pickering	Locost	1300	Brandon
60	T	Sam Bradley	Locost	1300	Spilsby
67		Ernie Gushlow	Locost	1300	London
69		Nik Aveyard	Locost	1300	Bradford
71		Victoria Pickles	Locost	1300	Louth
72		Stephen Kimber	Locost	1300	Tonbridge
87		Daniel Sibbons	Locost	1300	Market Rasen
91		Max Lees	Locost	1300	Leicester

Pts	No	Driver	Pts	No	Driver
156	4	Scott Mittel	109	8	Matt Cherrington
133	3	Alastair Garratt	105	6	Richard Jenkins
119	1	David Bartholomew	80	30	Rhys Owen

LAP RECORDS Tim Gray 1:47.51 72.76 27/09/2003

Races 5/10 & 12/19**13 mins + 1 lap****750 Motor Club Formula Vee Championship**

The 750 Motor Club Formula Vee championship is ideal for beginner and 'expert' alike, looking for competitive single seater racing on a low budget. It has been run by the 750 Motor Club since 1980 and is probably the cheapest way to go single seater racing in the UK. Engine, gearbox and much of the suspension and braking system is from the VW 1300 Beetle and this, along with a Dunlop 'control' tyre puts the emphasis on driver ability to win races.



No	Cls	Driver	Car details	ccs	Hometown
1		Daniel Hands	GAC 001	1300	Bicester
2		Paul Smith	Dominator 01	1300	Grays
3		John Hughes	Scarab MK5	1300	Bristol
6		Peter Belsey	Spyder MK2	1300	Reading
7		Martin Farmer	Sheane	1300	Castle Bromwich
9		Stephen Glasswell	Storm	1300	Bury St. Edmunds
10		Steve Ough	AHS Dominator	1300	Shipley
12		Paul Taylor	GAC 2008	1300	East Grinstead
21	B	Tim Hill	Sheane Mk3	1300	Daventry
22		Ben Anderson	GAC 1	1300	Mitcham
23		Sam Engineer	Sheane Mk2	1300	Bedford
26		Peter Andrews	Sheane Mk2	1300	Birmingham
27		Declan McDonnell	GAC Vee	1300	Hertford
29		Chris Wisler	Sheane FV97	1300	Haverhill
32	B	Alan Robinson	Leastone	1300	Manchester
33		Sam Oliveira	Sheane 91	1300	Brackley
36		Mike Hatton	Leastone	1300	Aylesbury
38		Richard Potterton	Scarab Mk2	1300	Scunthorpe
39		David Joseph	GAC	1300	Glasgow
44		Andrew Perks	GAC	1300	Chelmsford
46		Jake Oliveira	Storm DC 07	1300	Brackley
50		Roger Thompson	Scarab Mk3	1300	Lincoln
51		Graham Gant	WEV	1300	Olney
60		Robert Higgins	Storm S1	1300	Hailsham
63		Dave Hodkin	AHS Challenger	1300	Manchester
76	B	Tom Kemp	AHS Challenger	1300	Norwich
77		Matthew Perks	GAC	1300	Chelmsford
87		Jenny Anderson	GAC 03	1300	Woking
88		Mark Armstrong	GAC	1300	Kenilworth
97		Perry Tubb	Pirtek Marauder	1300	Gt Dunmow

The slowest 26 go into the Heats, the remainder into the Finals which will be topped up to 26 by the top finishers in the Heats. If the number of cars has reduced to 26 or less for Sunday, there will only be one race which will be in place of the heat.

750 Motor Club Formula Vee Championship					
Pos	No	Driver	Pos	No	Driver
103	4	John Hughes	122	7	Martin Farmer
144	33	Sam Oliveira	116	2	Paul Smith
153	46	Jake Oliveira	107	12	Paul Taylor

LAP RECORD Sam Oliveira 1:35.78 82.2 10/05/2009

Races 13 & 17

13 mins + 1 lap

750 MC Toyo Tires Golf GTI Championship

Originally run as a series of races in 2007, which gained championship status in 2008, the Golf GTI championship is for the VW Golf GTi Mk2, in both 8 valve and 16 valve versions. Tuning is very restricted - a 'control' Newman camshaft in an otherwise standard engine, standard gearbox, 'control' Toyo tyres, uprated suspension, all of which are intended to keep the costs of preparing a competitive car under control but which also have the effect of ensuring that the racing is close.

No	Cls	Driver	Car details	ccs	Hometown
2	1	Craig Roberts	VW Golf Mk2	1800	Wirral
3	2	John Mawdsley	Vw Golf GTi	1800	Thetford
4	1	Luke Wales	VW Golf Mk2	1800	Stamford
12	1	Kevin Glover	VW Golf Mk2	1800	Thame
19	1	Susanna Kenniston	VW Golf GTi	1800	Cinderford
22	1	Mark Christopher	VW Golf Mk2	1800	Leicester
24	2	Josh Johnson	VW Golf GTi	1800	King's Lynn
25	2	Andrew Warnes	VW Golf GTi	1800	Leeds
26	1	Antony Theaker	VW Golf Gti	1600	Bristol
28	2	James Colbourne	VW Golf Mk2	1800	Oxford
29	2	Alistair Sedwell	VW Golf Nk2	1800	Pewsey
30	2	Andy Stenning	VW Golf MK2	1800	Pewsey
34	2	Charles Godfrey	VW Golf GTi	1600	Surbiton
35	1	Jamie Butcher	VW Golf Mk2	1800	Abingdon
36	1	Matthew Weller	VW Golf GTi	1600	Royston
39	2	Adrian Ward	VW Golf GTi	1800	Bournemouth
42	1	Dawn Boyd	VW Golf Gti	1800	Andover
43	1	Craig Deakin	VW Golf GTi	1600	Huddersfield
50	1	Peter Haynes	VW Golf GTi	1600	Dereham
51	2	Simon Hill	VW Golf Mk2	1800	Knutsford
61	2	John Hillon	VW Golf Mk2	1800	Derby
62	1	Andy Holley	VW Golf GTi	1800	Shrewsbury
65	2	Luke Schlewitz	VW Golf Mk2	1800	Spalding
68	2	Verity Young	VW Golf Gti Mk2	1600	Woodbridge
70	2	Tony Marlow	VW Golf Mk2	1800	Northampton
85	1	James Bark	VW Golf GTi	1800	Alford
89	1	Sebastian Palmer	Golf GTi Mk2	1800	Rugby
93	2	Mark Reynolds	VW Golf Gti	1600	Louth

Pts	No	Cls	Driver	Pts	No	Cls	Driver
79	2	1	Craig Roberts	51	85	1	James Bark
67	65	2	Luke Schlewitz	48	27	1	Guy Stevens
52	4	1	Luke Wales	39	33	2	Michael Thurston

LAP RECORDS

1	Craig Roberts	1:51.65	70.52	11/05/2008
2	Chris Petto	1:48.41	72.62	11/05/2008



Races 14 & 20**18 mins + 1 lap****750 Motor Club Kit Car Championship**

The 750 Motor Club Kit Car Championship is for Genuine 'production' kit cars. Chassis and bodywork materials and the design concept may not be changed. Cars must be capable of passing an MoT test. Engines must be production-car based. Classes are 2000 – 3500cc plus Ford Duratec, up to 2000cc, plus a separate class for Ford Zetec engines. Gearbox and diff must be from a production car. The control tyre is the Yokohama AO32R/AO48R.



No	Cls	Driver	Car details	ccs	Hometown
1	C	Andy Hiley	Taydec Mk2	1800	Huddersfield
2	B	Gary Goodyear	Raw Fulcrum	1600	Sheffield
4	A	Nigel Brown	Sylva Phoenix	2000	Birmingham
6	A	John Moore	Sylva Phoenix	1998	Sandhurst
9	B	Ian Kempson	MK Indy	1600	Middlewich
22	C	Martin Tyman	Taydec	1800	Loughborough
24	C	Guy Hussey	RAW Striker	1800	Burton-On-Trent
27	C	David Roberts	Sylva Phoenix	1800	Hull
28	C	Paul Arber	Sylva Striker	1800	Bristol
33	A	Stephen Ward	Raw Striker	2000	Kettering
39	C	Chris Scopes	Fisher Fury	1800	Whiston
47	B	Bruce Brown	Luego Velocity	2000	Sudbury
54	C	Andrew Ward	Sylva Phoenix	1800	Kettering
64	C	Anton Landon	Cyana MX500R	1800	Nantwich
69	C	Alex Jullien	Sylva Phoenix	1800	Colchester
71	B	Mark Alexander - Williams	Sylva Phoenix	1600	Dunmow
75	A	Matthew Lewis	MNR Vortx	3500	Woking
86	C	Stephen Bell	Sylva Striker	1800	Selby

750MC Kit Car Championship							
Pts	No	Cls	Driver	Pts	No	Cls	Driver
111	54	C	Andrew Ward	93	2	B	Gary Goodyear
89	33	A	Stephen Ward	83	86	C	Stephen Bell
95	9	B	Ian Kempson	81	4	A	Nigel Brown

LAP RECORDS

A	Paul Boyd	1:38.24	79.63	07/05/2007
B	Gary Goodyear	1:36.76	81.37	10/05/2009
C	Andrew Hiley	1:37.84	80.47	10/05/2009

Races 16 & 21**13 & 18 mins + 1 lap****Premier Choice Group 750 Formula Championship**

750 Formula is for two-seater sports racing cars, introduced by the 750 MC in 1949, as its first racing formula. The regulations provide ample scope for the amateur to design and build his own car, and to develop his skills in chassis / suspension design and engine tuning within carefully controlled limits. There are two engine options, either the highly tuned Reliant 850cc or the unmodified Fiat 'FIRE' 1108cc, the latter introduced in 2003 due to the diminishing supply of spares for the Reliant engine. All cars run on a control Yokohama slick tyre.



No	Cls	Driver	Car details	ccs	Hometown
1		Peter Bove	ADR 750F	1108	Welwyn
2		Dave Robson	SDAR/83	1108	Ashbourne
3		Mick Harris	Darvi 877	1108	High Wycombe
5		Bob Simpson	SS/F	1108	West Drayton
6		Martin Kemp	Darvi Mk6	1108	Aldershot
10		Chris Gough	CGR2 Evo	1108	Telford
11		Paul Morris	Darvi 92J	1108	Bakewell
12		Bill Rutter	Darvi Mk5B	1108	Bedford
17	B	Andrew Lake	Darvi 91D	1108	Bedford
21	B	Huw Davies	Phasar Fire	1108	Hertford
22	B	Andrew Booth	Centaur Mk16	1108	Bristol
30	B	Uiric Hilliam	ADT T5	1108	Spalding
55		Roger Rowe	Centaur Mk 20	1108	Kidderminster
57	B	David Watts	Centaur Mk16	1108	Kidderminster
69	B	Colin Wolstenholme	Darvi Mk5	1108	High Littleton
70	B	Guy Sheppard	ADR 3 GS	1108	Cambridge
97	B	Nathaniel Cooper	Davis T7	1108	High Wycombe

Pts	No	Driver	Pts	No	Driver
154	2	Dave Robson	90	12	Bill Rutter
121	1	Peter Bove	90	55	Roger Rowe
111	3	Mick Harris	83	69	Colin Wolstenholme

LAP RECORD Mick Harris 1:37.49 80.24 05/06/2005

**Premier Choice Group**

The Health Insurance Specialists

The Premier Choice Group is a specialist Insurance Intermediary that covers all areas of Health Insurance and other Employee Benefits using over 40 providers and managing in excess of £30 million of premium on behalf of Clients. The range of schemes comprises all types of Health Insurance products for use in either the UK or overseas, Income Protection schemes, Life Cover and Occupational Health and Absence Management initiatives. Using the services of the Premier Choice Group means that you have access to all the products of any Insurer. We are also very pleased to be able to sponsor the 2009 750 Formula Championship for the third year running.

For your total peace of mind and to be in Pole Position for accessing a winning range of Insurance related Risk Solutions, call 01327 353911 or www.pch.co.uk

Premier Choice Healthcare Ltd is Authorised & Regulated by the Financial Services Authority.

Races 18 & 22**18 mins + 1 lap****750 Motor Club Formula 4 Championship**

Single seaters running in 3 classes.

Class A: Cars built after 1/1/95 plus F3 derived cars.

Class B: Cars built before 1/1/95.

Class C: Formula Ford Zetec.

Engines: Ford 1800 Zetec in both FF Zetec and modified form, motorcycle engines, Pinto & VW Polo.

All classes are limited to 4-speed (or standard box in the bike-engined cars) plus mandatory reverse; these are racing gearboxes with freedom of choice of ratios. Avon control slicks; wets are free.

No	Cls	Driver	Car details	ccs	Hometown
3	A	Jonathan Weston-Taylor	Mygale US 2000	1800	Chesterfield
4	A	Malcolm Scott	Van Diemen RF00	1800	Upminster
6	A	Jennifer Scott	Van Diemen RF99	1800	Coalville
7	A	Chris Hodgen	Van Diemen RF09	1800	Chorley
12	A	Bryn Tootell	Van Diemen RF06	1800	Rochdale
15	A	Andrew Minnett	Van Diemen	1800	Penrith
22	A	James Simons	Mygale SJ99	2000	Leighton Buzzard
27	A	Mark Conroy	Tatuus FR98	2000	Sheffield
28	A	Nic Scott	Tatuus RC96/97	2000	Weybridge
33	A	Michael Fryatt	2009 Revelation	750	Wirral
43	A	Chris Holmes	Van Dieman	1800	Ilkley
66	A	Will Thompson	Revelation 2009	750	Whitstable
77	A	Robbie Watts	Van Dieman RF97	1800	Bentley
78	A	Richard Pearson	Mygale	2000	Spilsby
83	C	Paul Presgraves	Van Diemen RF98	1800	Peterborough
88	A	David Marshall	Van Dieman RF00	1800	Manchester
99	B	Charles Adrian	Van Diemen RF93	1800	Worcester

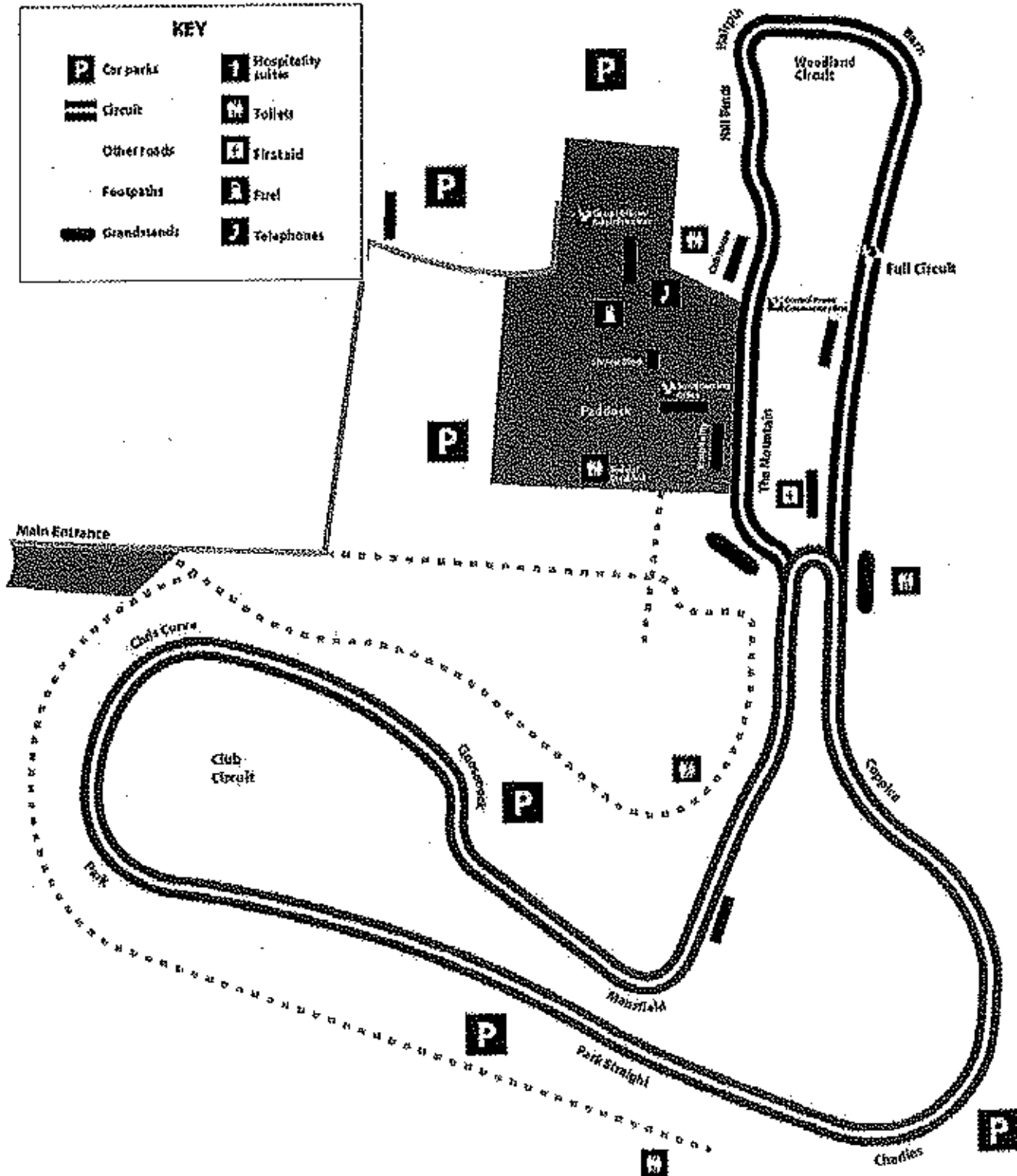
Pts	No	Cls	Driver	Pts	No	Cls	Driver
121	3	A	J. Weston-Taylor	84	12	A	Bryn Tootell
124	7	A	Chris Hodgen	77	6	A	Jennifer Scott
93	15	A	Andrew Minnett	76	88	A	David Marshall

LAP RECORDS

A	Jeremy Walker	1:26.95	90.55	10/05/2008
B	Clive Yorath	1:33.73	84	11/05/2008
C	Oliver Sirrell	1:34.05	83.71	10/05/2008



KEY	
P Car parks	Hospitality suite
Circuit	Toilets
Other roads	First aid
Footpaths	Fuel
Grandstands	Telephones





Provisional Qualifying Times - P2
VAG Trophy

Pl	No	Cl	Name	Car	Laps	Time on Lap	Behind	MPH
1	78	VTA	Tom ANDREW	Saab Leon	8	1:42.04	8	77.16
2	9	VTB	Ken LARK	VW Corrado	8	1:44.56	8	75.30
3	45	VTA	Len SIMPSON	VW Verano	8	1:45.16	8	74.87
4	69	VTA	Granley WOODHATCH	VW Verano	3	1:49.45	3	71.93
5	81	VTB	John HILLON	VW Golf GTI Mk2	7	1:50.85	2	71.03
6	3	VTD	John MANDSLEY	VW Golf GTI Mk2	8	1:50.87	6	71.07
7	1	VTB	Ian CARVELL	VW Scirocco	7	1:52.33	6	70.99
8	56	VTD	Darren BEDFORD	VW Golf GTI Mk2	7	1:53.57	6	69.32
9	12	VTD	Kevin GLOVER	VW Golf GTI Mk2	7	1:53.93	5	69.11
10	62	VTD	Andy HOLLEY	VW Golf GTI Mk2	8	1:55.04	8	68.44
11	30	VTD	Andy STENNING	VW Golf GTI Mk2	5	1:56.09	5	67.82
12	25	VTD	Andrew WARRNES	VW Golf GTI Mk2	6	1:59.34	5	66.97
13	80	VTB	Malcolm WEBSTER	VW Golf GTI Mk2	6	2:00.38	5	65.40
14	43	VTD	Craig DEAKIN	VW Golf GTI Mk2	6	2:03.89	6	63.55

No 1 & 9 - NO TRANSDUCER SIGNAL DETECTED

Weather / Track: Sunny / Dry

Start Time : 09:24

Cadwell Park Full

11 Jul 09 09:42

Clerk of Course :

Time Issued :

Chief Timekeeper : Terry Stevens

THESE RESULTS REMAIN PROVISIONAL FOR A MINIMUM OF 20 MINUTES FROM THE TIME OF ISSUE

Results produced on HS Sports Timing and Results Systems. Results online at www.750MC.co.uk



2nd Best Qualifying Times
VAG Trophy

Pos	No	Cl	Name	Car	Time
1	78	VTA	Tom ANDREW	Saab Leon	1:43.62
2	9	VTB	Ken LARK	VW Corrado	1:45.61
3	45	VTA	Len SIMPSON	VW Verano	1:45.77
4	61	VTB	John HILLON	VW Golf GTI Mk2	1:50.87
5	3	VTD	John MANDSLEY	VW Golf GTI Mk2	1:51.07
6	1	VTB	Ian CARVELL	VW Scirocco	1:52.65
7	69	VTA	Granley WOODHATCH	VW Verano	1:52.67
8	66	VTD	Darren BEDFORD	VW Golf GTI Mk2	1:53.94
9	12	VTD	Kevin GLOVER	VW Golf GTI Mk2	1:54.09
10	62	VTD	Andy HOLLEY	VW Golf GTI Mk2	1:55.53
11	30	VTD	Andy STENNING	VW Golf GTI Mk2	1:57.49
12	25	VTD	Andrew WARRNES	VW Golf GTI Mk2	2:00.12
13	80	VTB	Malcolm WEBSTER	VW Golf GTI Mk2	2:00.86
14	43	VTD	Craig DEAKIN	VW Golf GTI Mk2	2:04.48

Clerk of Course :

Time Issued :

Chief Timekeeper :

11 Jul 09 09:44

THESE RESULTS REMAIN PROVISIONAL FOR A MINIMUM OF 30 MINUTES FROM THE TIME OF ISSUE



Provisional Qualifying Times - P3
750 Motor Club 750 Trophy Series

Pl	No	Cl	Name	Car	Laps	Time on Lap	Behind	MPH
1	20	TC	Paul MASON	Hague	5	1:46.82	8	73.71
2	27	TC	Gabonne WEETMAN	DNC	7	1:54.32	7	68.86
3	5	TC	David BRAND	Rawson	7	1:57.85	6	68.81
4	55	TC	Roger ROWE	RWR	7	1:58.88	6	68.54
5	3	TC	David LARKINS	Genoil Reliant	7	1:58.98	6	68.16
6	1	TC	Den RAWSON	Rawson Climax	7	2:00.99	6	65.96
7	42	TC	Richard REEVE	Lotus MK6	5	2:05.11	5	62.93
8	15	TC	Ron WELSH	Lotus MK6	6	2:15.32	5	58.18
9	71	TC	Nicola HARNESS	Rapide	6	2:18.88	4	58.77
10	26	TA	Mike WHITEY	Austin 7 Mason Special	6	2:19.91	4	58.64
11	35	TC	Michael OMAHONY	Roon	4	2:40.96	2	48.91
12	63	TC	Keith WHITEY	Omega	2	2:58.73	1	44.56

No 13 - 0 laps & K.C. TRAVESPONDOR

Pos	No	Cl	Name	Car	Time
1	20	TC	Paul MASON	Hague	1:48.34
2	27	TC	Gabonne WEETMAN	DNC	1:54.58
3	5	TC	David LARKINS	Genoil Reliant	1:59.55
4	55	TC	Roger ROWE	RWR	2:00.18
5	3	TC	Den RAWSON	Rawson Climax	2:00.42
6	1	TC	Den RAWSON	Rawson Climax	2:00.91
7	42	TC	Richard REEVE	Lotus MK6	2:08.17
8	15	TC	Ron WELSH	Lotus MK6	2:17.96
9	26	TA	Mike WHITEY	Austin 7 Mason Special	2:19.32
10	71	TC	Nicola HARNESS	Rapide	2:20.42
11	35	TC	Michael OMAHONY	Roon	2:40.75
12	63	TC	Keith WHITEY	Omega	2:51.52

2nd Best Qualifying Times
750 Motor Club 750 Trophy Series



Weather / Track: Sunny / Dry

Cadwell Park Full

11 Jul 09 10:03

Start Time: 09:46

Time Issued:

Chief Timekeeper: Terry Stevens

Chief of Course:

Time Issued:

Chief Timekeeper:

10.17

Time Issued:

Chief Timekeeper:

10.17

Time Issued:

Chief Timekeeper:

THESE RESULTS REMAIN PROVISIONAL FOR A MINIMUM OF 30 MINUTES FROM THE TIME OF ISSUE AND UNTIL ALL JUDICIAL AND TECHNICAL MATTERS HAVE BEEN SETTLED

Results produced on HS Sports Timing and Results Systems. Results online at www.750MC.co.uk

THESE RESULTS REMAIN PROVISIONAL FOR A MINIMUM OF 30 MINUTES FROM THE TIME OF ISSUE

11 Jul 09 10:05



Provisional Qualifying Times - P3
750 Motor Club 750 Trophy Series

Pl	No	Cl	Name	Car	Laps	Time on Lap	Bolind	MPH
1	20	TC	Paul Mason	Hisco	6	1:48.82	7	73.71
2	27	TC	Gabriel Westman	DNC	7	1:54.33	7	65.88
3	3	TC	David Brand	Rawson	7	1:57.85	6	69.31
4	33	TC	Roger Rowe	RWR	7	1:58.88	8	68.24
5	3	TC	David Jenkins	General Rollant	7	1:58.86	8	68.18
6	1	TC	Don Rawson	Rawson Clinck	7	2:00.09	8	65.96
7	42	TC	Richard Reeve	Louis NRG	5	2:05.11	5	62.93
8	15	TI	Ron Welsh	Lehis NRG	6	2:05.12	5	62.93
9	7	TC	Nick Adams	Replid	6	2:18.88	4	58.77
10	26	TA	Mike Whitty	Austin 7 Mason Special	6	2:19.01	4	58.19
11	39	TC	Michael O'Mahony	Reon	6	2:40.96	2	48.91
12	33	TC	Keith Whitty	Omoga	2	2:58.73	1	44.52

Not Seen:
12 TC Gregon Thurston
18 TC Linden Brand

No 13 - Clap & No Transponder



2nd Best Qualifying Times
750 Motor Club 750 Trophy Series

Pos	No	Cl	Name	Car	Time
1	20	TC	Paul Mason	Hisco	1:48.34
2	27	TC	Gabriel Westman	DNC	1:54.98
3	3	TC	David Jenkins	General Rollant	1:58.55
4	33	TC	Roger Rowe	RWR	2:00.18
5	5	TC	David Brand	Rawson	2:00.42
6	1	TC	Don Rawson	Rawson Clinck	2:06.01
7	42	TC	Richard Reeve	Louis NRG	2:08.17
8	15	TI	Ron Welsh	Louis NRG	2:17.98
9	26	TA	Mike Whitty	Austin 7 Mason Special	2:19.52
10	71	TC	Nick Adams	Replid	2:30.42
11	39	TC	Michael O'Mahony	Reon	2:42.75
12	33	TC	Keith Whitty	Omoga	3:51.52

Weather/Track: Sunny Day

Start Time: 09:46

Cadwall Pair Flag

11 Jul 09 10:02

Flag of Club: [Signature]

Time Issued:

Chief Timekeeper: Terry Stovord

THESE RESULTS REMAIN PROVISIONAL FOR A MAXIMUM OF 30 MINUTES FROM THE TIME OF ISSUE AND UNTIL ALL APPEALS AND TECHNICAL MATTERS HAVE BEEN SETTLED.

Results provided on HIS Sports Timing and Results Systems. Results online at www.750MC.co.uk



2nd Best Qualifying Times
750 Motor Club 750 Trophy Series

Pos	No	Cl	Name	Car	Time
1	20	TC	Paul Mason	Hisco	1:48.34
2	27	TC	Gabriel Westman	DNC	1:54.98
3	3	TC	David Jenkins	General Rollant	1:58.55
4	33	TC	Roger Rowe	RWR	2:00.18
5	5	TC	David Brand	Rawson	2:00.42
6	1	TC	Don Rawson	Rawson Clinck	2:06.01
7	42	TC	Richard Reeve	Louis NRG	2:08.17
8	15	TI	Ron Welsh	Louis NRG	2:17.98
9	26	TA	Mike Whitty	Austin 7 Mason Special	2:19.52
10	71	TC	Nick Adams	Replid	2:30.42
11	39	TC	Michael O'Mahony	Reon	2:42.75
12	33	TC	Keith Whitty	Omoga	3:51.52

Flag of Club: [Signature]

Time Issued:

Chief Timekeeper:

11 Jul 09 10:05

THESE RESULTS REMAIN PROVISIONAL FOR A MAXIMUM OF 30 MINUTES FROM THE TIME OF ISSUE



Provisional Qualifying Times - P4 750 Motor Club MR2 Championship

Pl	No.	Cl	Name	Car	Laps	Time on Lap	Behind	MPH
1	73	MRB	Mark Jessop	Toyota MR2 Mk2	3	1:45.57	7	74.58
2	28	MRB	Zac Chapman	Toyota MR2 Mk2	9	1:45.63	3	74.54
3	95	MRB	Anthony Day	Toyota MR2 Mk2	9	1:45.88	2	74.36
4	35	MRB	Antoni Bogatov	Toyota MR2 Mk2	8	1:46.15	4	74.17
5	8	MRB	Alan Henderson	Toyota MR2 Mk2	8	1:46.69	2	73.80
6	58	MRB	Steve Lumley	Toyota MR2 Mk2	8	1:47.39	2	73.51
7	66	MRB	Peter Taylor	Toyota MR2 Mk2	8	1:47.51	5	73.23
8	54	MRB	Matthew Marsh	Toyota MR2 Mk2	8	1:47.92	6	72.95
9	26	MRB	David Henderson	Toyota MR2 Mk2	8	1:48.01	8	72.89
10	8	MRC	Alic Kitson	Toyota MR2 Mk3	8	1:48.03	8	72.88
11	78	MRC	Rowland Woolley	Toyota MR2 Mk3	8	1:48.05	8	72.87
12	76	MRC	Patrick Mortell	Toyota MR2 Mk3 Roadster	8	1:48.38	8	72.64
13	68	MRB	Alexander Lennon	Toyota MR2 Mk2	8	1:48.66	5	72.66
14	25	MRB	Clive Morphett	Toyota MR2 Mk2	7	1:48.76	7	72.39
15	77	MRB	John Wilson	Toyota MR2 Mk2	8	1:48.78	6	72.38
16	30	MRB	Rob Horsfield	Toyota MR2 Mk2	8	1:48.91	5	72.29
17	22	MRB	Lee Bullock	Toyota MR2 Mk2	8	1:48.94	5	72.27
18	89	MRB	David Weaving	Toyota MR2 Mk2	8	1:48.97	4	71.99
19	31	MRB	Jeff Holden	Toyota MR2 Mk2	8	1:48.96	4	71.86
20	52	MRB	Martin Lewis	Toyota MR2 Mk2	8	1:50.30	8	71.38
21	33	MRB	Tony Taylor	Toyota MR2 Mk2	8	1:52.14	3	70.21
22	99	MRB	Arthur Gilmore	Toyota MR2 Mk1	7	1:52.70	7	69.26
23	98	MRB	Hugh Gilmore	Toyota MR2 Mk1	8	1:52.86	4	69.76
24	21	MRB	Ben Rowe	Toyota MR2 Mk1	5	1:53.17	5	69.57
25	79	MRB	Jonathan Grimes	Toyota MR2 Mk1	8	1:53.62	4	69.29
26	43	MRB	John Thornber	Toyota MR2 Mk2	7	1:53.70	3	69.25
27	50	MRB	Gu Heford	Toyota MR2 Mk2	1	1:55.06	1	68.43
28	12	MRB	David Rowe	Toyota MR2 Mk1	1	2:01.86	1	64.61
29	32	MRB	Steve Pegg	Toyota MR2 Mk2	7	2:03.52	7	63.74

Not Seen

41 MRB Hassan Guanooco
Toyota MR2 Mk1

Weather / Track: Sunny / Dry
Start Time: 10:10

Cadwell Park Full

11 Jul 09 10:29

Chief of Course: [Signature] 11.16 Time Issued: [] Chief Timekeeper: Terry Stevens

THESE RESULTS REMAIN PROVISIONAL FOR A MINIMUM OF 30 MINUTES FROM THE TIME OF ISSUE

Results produced on MS Sports Timing and Results Systems. Results online at www.750MC.co.uk



2nd Best Qualifying Times 750 Motor Club MR2 Championship

Pos	No.	Cl	Name	Car	Time
1	28	MRB	Zac Chapman	Toyota MR2 Mk2	1:45.70
2	73	MRB	Mark Jessop	Toyota MR2 Mk2	1:46.09
3	95	MRB	Anthony Day	Toyota MR2 Mk2	1:46.12
4	9	MRB	Alan Henderson	Toyota MR2 Mk2	1:46.75
5	55	MRB	Andrei Bogatov	Toyota MR2 Mk2	1:46.85
6	58	MRB	Steve Lumley	Toyota MR2 Mk2	1:47.58
7	8	MRC	Alic Kitson	Toyota MR2 Mk3	1:48.10
8	66	MRB	Peter Taylor	Toyota MR2 Mk2	1:48.29
9	71	MRC	Patrick Mortell	Toyota MR2 Mk3 Roadster	1:48.45
10	26	MRB	David Henderson	Toyota MR2 Mk2	1:48.52
11	64	MRB	Matthew Marsh	Toyota MR2 Mk2	1:48.52
12	77	MRB	John Wilson	Toyota MR2 Mk2	1:48.91
13	25	MRB	Clive Morphett	Toyota MR2 Mk2	1:49.14
14	78	MRC	Rowland Woolley	Toyota MR2 Mk3	1:49.18
15	80	MRB	Alexander Lennon	Toyota MR2 Mk2	1:49.53
16	89	MRB	David Weaving	Toyota MR2 Mk2	1:49.55
17	22	MRB	Lee Bullock	Toyota MR2 Mk2	1:49.74
18	30	MRB	Rob Horsfield	Toyota MR2 Mk2	1:50.17
19	31	MRB	Jeff Holden	Toyota MR2 Mk2	1:50.43
20	52	MRB	Martin Lewis	Toyota MR2 Mk2	1:51.11
21	99	MRB	Arthur Gilmore	Toyota MR2 Mk1	1:52.95
22	33	MRB	Tony Taylor	Toyota MR2 Mk2	1:53.53
23	98	MRB	Hugh Gilmore	Toyota MR2 Mk1	1:53.88
24	21	MRB	Ben Rowe	Toyota MR2 Mk1	1:53.84
25	79	MRB	Jonathan Grimes	Toyota MR2 Mk1	1:54.16
26	43	MRB	John Thornber	Toyota MR2 Mk2	1:54.98
27	32	MRB	Steve Pegg	Toyota MR2 Mk2	2:03.95

Weather / Track: Sunny / Dry
Start Time: 10:10

Cadwell Park Full

11 Jul 09 10:31

Chief of Course: [Signature] 11.16 Time Issued: [] Chief Timekeeper: []

THESE RESULTS REMAIN PROVISIONAL FOR A MINIMUM OF 30 MINUTES FROM THE TIME OF ISSUE

Results produced on MS Sports Timing and Results Systems. Results online at www.750MC.co.uk



Combined Qualifying Times
Demon Tweaks / Yokohama Locost Championship

Pos	No	Cl	Name	Car	Session	Laps	Best on Lap	Mch
1	8	LCB	Mark Cherrington	L00081	B	8	1:47.35	73.34
2	3	LC	Alastair Garsalty	L00081	B	3	1:47.57	73.19
3	80	LCT	Sam Bradley	L00081	B	8	1:47.57	73.12
4	1	LCB	David Bartholomew	L00081	A	9	1:47.66	73.11
5	12	LCT	Ed Pither	L00081	A	3	1:47.71	73.10
6	47	LC	Robert Palin	L00081	B	8	1:48.02	72.99
7	4	LCB	Scott Mitchell	L00081	A	8	1:48.17	72.83
8	9	LCB	Mark Glover	L00081	B	8	1:48.23	72.75
9	75	LC	James Pinkerton	L00081	A	8	1:48.23	72.75
10	57	LCT	Nick Lear	L00081	A	4	1:48.30	72.70
11	87	LCB	Rob Sibbons	L00081	B	8	1:48.31	72.69
12	48	LC	Tom Collier	L00081	A	8	1:48.37	72.65
13	15	LC	Jason Gibbons	L00081	A	5	1:48.42	72.62
14	27	LCB	Ally von Eshheim	L00081	B	8	1:48.56	72.52
15	6	LCB	Richard Jenkins	L00081	B	8	1:48.79	72.37
16	72	LC	Steve Kimber	L00081	B	8	1:48.14	72.14
17	28	LCT	David Black	L00081	B	8	1:48.19	72.11
18	43	LC	Simon Wood	L00081	A	8	1:48.33	72.01
19	40	LCT	Paul Bryant	L00081	B	6	1:48.38	71.99
20	39	LC	Steve Evans	L00081	A	4	1:50.03	71.95
21	34	LCB	Sam Brough	L00081	A	8	1:50.20	71.84
22	46	LCT	Nicholas Morley	L00081	B	8	1:50.21	71.84
23	56	LC	Brandon Dudley	L00081	B	5	1:50.29	71.89
24	22	LC	James McAllister	L00081	A	8	1:50.56	71.15
25	54	LC	Richard Dixon	L00081	B	8	1:50.71	71.12
26	28	LC	David Anderson	L00081	A	8	1:50.80	71.08
27	30	LCT	Lynal Owen	L00081	B	4	1:50.95	71.92
28	89	LCT	Andy Pointer	L00081	A	8	1:51.44	70.85
29	52	LC	Kathryn Gilmore	L00081	A	8	1:51.96	70.38
30	83	LC	Gina Boyer	L00081	A	8	1:52.74	69.84
31	73	LC	Rob Apsey	L00081	A	8	1:52.74	69.84
32	87	LC	Ewan Gushlow	L00081	A	8	1:52.97	69.69
33	91	LC	Max Lees	L00081	B	8	1:53.74	69.22
34	74	LC	Victoria Pickles	L00081	B	8	1:54.09	68.53
35	74	LC	Campbell Cassidy	L00081	A	8	1:55.06	68.43
36	88	LC	Nik Averyard	L00081	B	8	1:55.37	68.24
37	88	LC	Samuel Gill	L00081	A	8	1:57.72	67.22
38	42	LC	Simon Ironside	L00081	A	8	1:57.72	67.22
39	59	LCT	Carl Pickering	L00081	A	5	1:57.86	66.80
40	58	LCT	John Bunce	L00081	A	7	2:03.31	62.83
41	37	LC	Barry Stuart	L00081	B	3	2:05.73	61.16
42	53	LC	Mark Goble	L00081	A	0	DNS	0

Chadwell Park Fwd

11 Jul 09 11:13

Chris Garsalty 11.30

Time Issued:

Chris Thompson:

THESE RESULTS REMAIN PROVISIONAL FOR A MINIMUM OF 30 MINUTES FROM THE TIME OF ISSUE

Results produced on HIS Sports Timing and Results Systems. Results online at www.750MC.co.uk



2nd Best Qualifying Times
Demon Tweaks / Yokohama Locost Championship

Pos	No	Cl	Name	Car	Time
1	8	LCB	Mark Cherrington	L00081	1:47.75
2	1	LC	David Bartholomew	L00081	1:47.77
3	3	LC	Alastair Garsalty	L00081	1:48.24
4	77	LC	James Pinkerton	L00081	1:48.33
5	80	LCT	Sam Bradley	L00081	1:48.35
6	12	LCT	Ed Pither	L00081	1:48.42
7	15	LC	Jason Gibbons	L00081	1:48.45
8	4	LC	Scott Mitchell	L00081	1:48.54
9	87	LC	Rob Sibbons	L00081	1:48.55
10	47	LC	Robert Palin	L00081	1:48.60
11	48	EC	Tom Collier	L00081	1:48.67
12	27	LC	Ally von Eshheim	L00081	1:48.75
13	57	LCT	Nick Lear	L00081	1:49.32
14	28	LC	David Black	L00081	1:49.56
15	9	LC	Mark Glover	L00081	1:49.57
16	40	LCT	Paul Bryant	L00081	1:49.58
17	43	LC	Simon Wood	L00081	1:49.72
18	6	LC	Richard Jenkins	L00081	1:49.80
19	72	LC	Steve Kimber	L00081	1:50.45
20	24	LC	Sam Brough	L00081	1:50.55
21	39	LC	Steve Evans	L00081	1:50.54
22	56	LC	Brandon Dudley	L00081	1:50.58
23	22	LC	James McAllister	L00081	1:50.71
24	25	LC	Richard Dixon	L00081	1:50.78
25	46	LCT	Nicholas Morley	L00081	1:50.87
26	54	LC	David Anderson	L00081	1:51.06
27	68	LC	Andy Pointer	L00081	1:51.62
28	30	LCT	Lynal Owen	L00081	1:51.70
29	82	LC	Kathryn Gilmore	L00081	1:52.35
30	83	LC	Gina Boyer	L00081	1:52.92
31	57	LC	Ewan Gushlow	L00081	1:53.04
32	73	LC	Rob Apsey	L00081	1:53.82
33	91	LC	Max Lees	L00081	1:53.95
34	71	LC	Victoria Pickles	L00081	1:55.36
35	89	LC	Nik Averyard	L00081	1:55.45
36	74	LC	Campbell Cassidy	L00081	1:56.58
37	42	LC	Simon Ironside	L00081	1:58.30
38	38	LC	Samuel Gill	L00081	1:59.16
39	58	LC	Carl Pickering	L00081	1:59.47
40	63	LCT	John Bunce	L00081	2:06.04
41	37	LC	Barry Stuart	L00081	2:06.42

14 Jul 09 11:16

Chris Garsalty 11.30

Time Issued:

Chris Thompson:

THESE RESULTS REMAIN PROVISIONAL FOR A MINIMUM OF 30 MINUTES FROM THE TIME OF ISSUE



Provisional Qualifying Times - P7

750 Motor Club Formula Vee Championship

Pl	No	Cl	Name	Car	Laps	Time on Lap	Behind	MPH
1	33	FV	Sam OLIVEIRA	Sheane 91	9	1:38.35	5	81.71
2	2	FV	Paul SMITH	Dominator 01	9	1:37.22	5	80.98
3	27	FV	Declan McDONNELL	GAC	9	1:37.49	5	80.76
4	63	FV	Dave HOOKIN	AHS Challenger	6	1:37.60	6	80.67
5	3	FV	Daniel HANDS	GAC 001	9	1:37.60	9	80.67
6	3	FV	John HUGHES	Scarb MK5	9	1:37.64	9	80.63
7	46	FV	Jake OLIVEIRA	Storm DC07	5	1:37.74	5	80.55
8	22	FV	Ben ANDERSON	GAC 1	5	1:38.84	5	79.86
9	8	FV	Peter BELSEY	Spyder MK2	9	1:39.23	5	79.34
10	30	FV	David JOSEPH	GAC	9	1:39.40	5	79.21
11	7	FV	Martin FARMER	GAC	5	1:39.69	4	78.98
12	87	FV	Jenny ANDERSON	GAC 03	3	1:39.73	2	78.95
13	10	FV	Steve OUGH	AHS Dominator	9	1:39.80	5	78.88
14	9	FV	Stephen GLASSWELL	Storm	8	1:40.01	4	78.72
15	76	FVB	Tom KEAP	AHS Challenger	8	1:40.58	5	78.28
16	35	FVB	Ian FOLEY	Scarb MK2	8	1:40.78	5	78.12
17	12	FV	Paul TAYLOR	GAC 2008	9	1:41.69	5	77.42
18	77	FV	Matthew PERKS	GAC	5	1:41.79	5	77.35
19	80	FV	Robert HIGGINS	Storm S1	9	1:41.83	2	77.32
20	38	FV	Richard POTTERTON	Scarb MK2	8	1:41.97	7	77.21
21	69	FVB	Robert COWBURN	Sheane	8	1:41.98	7	77.20
22	32	FVB	Alan ROBINSON	Leestone	8	1:42.87	7	76.54
23	21	FVB	Tim HILL	Sheane MK3	4	1:43.08	3	76.39
24	51	FV	Graham GANT	WEV	9	1:44.60	5	75.27
25	97	FV	Perry TUBB	Prink Marauder	8	1:45.96	7	74.30
26	36	FV	Mike HATTON	AHS Challenger	8	1:46.03	8	74.26
27	50	FV	Roger THOMPSON	Scarb MK3	8	1:46.00	8	74.25
28	44	FV	Andrew PERKS	GAC	8	1:46.08	8	74.24
29	26	FV	Peter ANDREWS	Sheane MK2	8	1:46.52	4	74.17
30	23	FV	Sam ENGINEER	Sheane MK2	8	1:53.11	4	69.61
31	29	FV	Chris WILSHER	Sheane FV97	7	1:55.13	7	68.39

Weather / Track: Sunny / Dry

Sight Time: 11:17

Circuit: Park Full

11 Jul 09 11:36

Chief of Course:

Time Issued:

Chief Timekeeper: Terry Stevens

John 12.11

THESE RESULTS REMAIN PROVISIONAL FOR A MINIMUM OF 30 MINUTES FROM THE TIME OF ISSUE.

Results produced on HS Sports Training and Results Systems. Results online at www.750MC.co.uk



2nd Best Qualifying Times

750 Motor Club Formula Vee Championship

Pos	No	Cl	Name	Car	Time
1	33	FV	Sam OLIVEIRA	Sheane 91	1:37.03
2	2	FV	Paul SMITH	Dominator 01	1:37.34
3	63	FV	Dave HOOKIN	AHS Challenger	1:37.63
4	1	FV	Daniel HANDS	GAC 001	1:37.89
5	3	FV	John HUGHES	Scarb MK5	1:37.91
6	46	FV	Jake OLIVEIRA	Storm DC07	1:37.93
7	27	FV	Declan McDONNELL	GAC	1:38.25
8	8	FV	Peter BELSEY	Spyder MK2	1:38.74
9	22	FV	Ben ANDERSON	GAC 1	1:38.98
10	7	FV	Martin FARMER	GAC	1:38.99
11	9	FV	Stephen GLASSWELL	Storm	1:40.06
12	10	FV	Steve OUGH	AHS Dominator	1:40.10
13	76	FVB	Tom KEAP	AHS Challenger	1:40.69
14	39	FVB	Ian FOLEY	GAC	1:40.71
15	35	FVB	Paul TAYLOR	Scarb MK2	1:40.80
16	12	FV	Matthew PERKS	GAC 2008	1:41.70
17	80	FV	Robert HIGGINS	Storm S1	1:42.25
18	69	FVB	Robert COWBURN	Sheane	1:42.82
19	38	FV	Richard POTTERTON	Scarb MK2	1:42.87
20	77	FV	Matthew PERKS	GAC	1:43.32
21	32	FVB	Alan ROBINSON	Leestone	1:43.89
22	87	FV	Jenny ANDERSON	GAC 03	1:44.10
23	21	FVB	Tim HILL	Sheane MK3	1:44.30
24	51	FV	Graham GANT	WEV	1:46.92
25	97	FV	Perry TUBB	Prink Marauder	1:46.30
26	36	FV	Mike HATTON	AHS Challenger	1:47.57
27	50	FV	Roger THOMPSON	Scarb MK3	1:49.12
28	44	FV	Andrew PERKS	GAC	1:49.41
29	26	FV	Peter ANDREWS	Sheane MK2	1:50.30
30	23	FV	Sam ENGINEER	Sheane MK2	1:53.30
31	29	FV	Chris WILSHER	Sheane FV97	1:56.41

Weather / Track: Sunny / Dry

Sight Time: 11:17

Circuit: Park Full

11 Jul 09 11:41

Chief of Course:

Time Issued:

Chief Timekeeper: Terry Stevens

John 12.11

THESE RESULTS REMAIN PROVISIONAL FOR A MINIMUM OF 30 MINUTES FROM THE TIME OF ISSUE.

Results produced on HS Sports Training and Results Systems. Results online at www.750MC.co.uk



Provisional Qualifying Times - P8

750 Motor Club Toyo Tires Golf GTI Championship

Pl	No	Cl	Name	Car	Laps	Time on Lap	Behind	MPH
1	84	VW2	Luke SCHLEINITZ	VW Golf GTI Mk2	8	1:48.11	0	72.16
2	3	VW2	John MAWDSLEY	VW Golf GTI Mk2	8	1:49.44	1.33	71.94
3	2	VW1	Chris ROBERTS	VW Golf GTI Mk2	8	1:50.44	1.33	71.29
4	85	VW1	James BARK	VW Golf GTI Mk2	8	1:50.87	1.76	71.01
5	51	VW2	Simon HILL	VW Golf GTI Mk2	8	1:50.93	1.84	70.96
6	93	VW2	Mark REYNOLDS	VW Golf GTI Mk2	8	1:51.11	2.00	70.86
7	61	VW2	John HILLON	VW Golf GTI Mk2	7	1:51.33	2.22	70.72
8	4	VW1	Luke WALKER	VW Golf GTI Mk2	7	1:51.78	2.67	70.45
9	12	VW1	Kevin CLIVER	VW Golf GTI Mk2	8	1:51.94	2.83	70.32
10	26	VW1	Matthew WELLS	VW Golf GTI Mk2	7	1:52.06	2.97	70.25
11	28	VW2	James COLBOURNE	VW Golf GTI Mk2	8	1:52.19	3.02	70.18
12	24	VW2	Josh JOHNSON	VW Golf GTI Mk2	4	1:52.25	3.14	70.14
13	88	VW2	Verly YOUNG	VW Golf GTI Mk2	7	1:52.90	3.79	69.74
14	86	VW2	Darren BEDFORD	VW Golf GTI Mk2	5	1:53.75	4.64	69.21
15	23	VW2	Charles GODFREY	VW Golf GTI Mk2	7	1:54.42	5.31	68.81
16	25	VW2	Andrew WARRIES	VW Golf GTI Mk2	5	1:54.58	5.45	68.73
17	89	VW1	Sebastian PALMER	VW Golf GTI Mk2	7	1:55.08	5.97	68.42
18	28	VW1	James BUTCHER	VW Golf GTI Mk2	4	1:55.12	6.01	68.39
19	42	VW1	Dawn BOYD	VW Golf GTI Mk2	7	1:55.22	6.11	68.33
20	70	VW2	Tony MARLOW	VW Golf GTI Mk2	8	1:55.59	6.42	68.15
21	82	VW1	Andy HOLLER	VW Golf GTI Mk2	7	1:56.19	7.02	67.80
22	19	VW1	Suzanna KENNISTON	VW Golf GTI Mk2	8	1:56.24	7.13	67.73
23	23	VW2	Allison SEDWELL	VW Golf GTI Mk2	6	1:56.40	7.49	67.52
24	20	VW2	Andy STENNING	VW Golf GTI Mk2	8	1:56.82	8	67.51
25	28	VW1	Anthony THEAKER	VW Golf GTI Mk2	7	1:58.35	9	66.38
26	43	VW2	Craig DEAKIN	VW Golf GTI Mk2	7	2:00.64	11.53	65.26
27	50	VW1	Peter HAYNES	VW Golf GTI Mk2	7	2:01.27	12.10	64.96
28	22	VW1	Mark CHRISTOPHER	VW Golf GTI Mk2	7	2:01.44	12.33	64.83

* No 51 - NO TRANSDUCER

Weather / Track: Bright / Damp patches

Start time: 08:00 Club of course: Cadwell Park, UK

Chief Timekeeper: Tony Stevens

12 Jul 09 09:18

Results produced on MS Sports Timing and Results Systems. Results online at www.750MC.co.uk



2nd Best Qualifying Times

750 Motor Club Toyo Tires Golf GTI Championship

Pos	No	Cl	Name	Car	Time
1	83	VW2	Luke SCHLEINITZ	VW Golf GTI Mk2	1:49.95
2	3	VW2	John MAWDSLEY	VW Golf GTI Mk2	1:50.17
3	85	VW1	James BARK	VW Golf GTI Mk2	1:51.22
4	51	VW2	Simon HILL	VW Golf GTI Mk2	1:51.80
5	2	VW1	Chris ROBERTS	VW Golf GTI Mk2	1:51.85
6	13	VW1	Kevin CLIVER	VW Golf GTI Mk2	1:52.71
7	93	VW2	Mark REYNOLDS	VW Golf GTI Mk2	1:52.84
8	24	VW2	Josh JOHNSON	VW Golf GTI Mk2	1:52.82
9	28	VW2	James COLBOURNE	VW Golf GTI Mk2	1:52.71
10	51	VW2	Simon HILL	VW Golf GTI Mk2	1:53.05
11	36	VW1	Matthew WELLS	VW Golf GTI Mk2	1:53.33
12	4	VW1	Luke WALKER	VW Golf GTI Mk2	1:53.76
13	88	VW2	Verly YOUNG	VW Golf GTI Mk2	1:54.30
14	86	VW2	Darren BEDFORD	VW Golf GTI Mk2	1:56.09
15	89	VW1	Sebastian PALMER	VW Golf GTI Mk2	1:55.42
16	34	VW2	Charles GODFREY	VW Golf GTI Mk2	1:55.21
17	70	VW2	Tony MARLOW	VW Golf GTI Mk2	1:55.57
18	35	VW1	James BUTCHER	VW Golf GTI Mk2	1:55.65
19	42	VW1	Dawn BOYD	VW Golf GTI Mk2	1:55.93
20	25	VW2	Andrew WARRIES	VW Golf GTI Mk2	1:56.07
21	19	VW2	Allison SEDWELL	VW Golf GTI Mk2	1:56.34
22	23	VW2	Andy STENNING	VW Golf GTI Mk2	1:56.45
23	20	VW2	Andy HOLLER	VW Golf GTI Mk2	1:57.55
24	82	VW1	Andy HOLLER	VW Golf GTI Mk2	1:57.89
25	28	VW1	Anthony THEAKER	VW Golf GTI Mk2	1:58.87
26	22	VW1	Mark CHRISTOPHER	VW Golf GTI Mk2	2:01.98
27	43	VW1	Peter HAYNES	VW Golf GTI Mk2	2:02.31
28	30	VW1	Peter HAYNES	VW Golf GTI Mk2	2:02.90

Chief of Course:

Time issued:

Chief Timekeeper:

12 Jul 09 09:19

THESE RESULTS REMAIN PROVISIONAL FOR A MINIMUM OF 30 MINUTES FROM THE TIME OF ISSUE

* AMENDED *



Provisional Qualifying Times - P8

750 Motor Club Toyo Tires Golf GTi Championship

Pl	No	Cl	Name	Car	Laps	Time on Lap	Behind	MPH
1	65	VW2	Luke SCHLEWITZ	VW Golf GTi Mk2	8	1:49.11	8	72.16
2	3	VW2	John MAWDSLEY	VW Golf GTi Mk2	8	1:49.44	7	71.94
3	2	VW1	Craig ROBERTS	VW Golf GTi Mk2	8	1:50.44	8	71.29
4	85	VW1	James BARK	VW Golf GTi Mk2	8	1:50.87	7	71.01
5	51	VW2	Simon HILL	VW Golf GTi Mk2	6	1:50.95	4	70.96
6	61	VW2	John HILLON	VW Golf GTi Mk2	7	1:51.33	5	70.72
7	4	VW1	Luke WALES	VW Golf GTi Mk2	7	1:51.78	6	70.43
8	12	VW1	Kevin GLOVER	VW Golf GTi Mk2	8	1:51.94	7	70.33
9	36	VW1	Matthew WELLER	VW Golf GTi Mk2	7	1:52.08	6	70.25
10	28	VW2	James COLBOURNE	VW Golf GTi Mk2	8	1:52.19	7	70.18
11	24	VW2	Josh JOHNSON	VW Golf GTi Mk2	4	1:52.25	4	70.14
12	68	VW2	Verity YOUNG	VW Golf GTi Mk2	7	1:52.90	7	69.74
13	34	VW2	Charles GODFREY	VW Golf GTi Mk2	7	1:54.42	7	68.81
14	25	VW2	Andrew WARNES	VW Golf GTi Mk2	7	1:54.56	5	68.73
15	89	VW1	Sebastian PALMER	VW Golf GTi Mk2	7	1:55.08	7	68.42
16	35	VW1	Jamie BUTCHER	VW Golf GTi Mk2	8	1:55.12	8	68.39
17	42	VW1	Dawn BOYD	VW Golf GTi Mk2	7	1:55.22	7	68.33
18	70	VW2	Tony MARLOW	VW Golf GTi Mk2	8	1:55.53	8	68.15
19	62	VW1	Andy HOLLEY	VW Golf GTi Mk2	7	1:56.13	5	67.80
20	19	VW1	Susanna KENNISTON	VW Golf GTi Mk2	8	1:56.24	8	67.73
21	29	VW2	Alistair SEDWELL	VW Golf GTi Mk2	7	1:56.60	6	67.52
22	30	VW2	Andy STENNING	VW Golf GTi Mk2	6	1:56.62	6	67.51
23	26	VW1	Antony THEAKER	VW Golf GTi Mk2	7	1:58.25	7	66.58
24	43	VW1	Craig DEAKIN	VW Golf GTi Mk2	7	2:00.64	6	65.26
25	50	VW1	Peter HAYNES	VW Golf GTi Mk2	7	2:01.21	7	64.96
26	22	VW1	Mark CHRISTOPHER	VW Golf GTi Mk2	7	2:01.44	7	64.83

Exclusions

66 VW2 Darren BEDFORD
93 VW2 Mark REYNOLDS

VW Golf GTi Mk2
VW Golf GTi Mk2

Eligibility - car underweight
Eligibility - car underweight

* No 51 - NO TRANSPONDER

Weather / Track: Bright / Damp patches

Start Time : 09:00

Cadwell Park Full

12 Jul 09 10:32

Clock of Course :

10.40

Time Issued :

Chief Timekeeper : Terry Stevens

THESE RESULTS REMAIN PROVISIONAL FOR A MINIMUM OF 30 MINUTES FROM THE TIME OF ISSUE AND UNTIL ALL JUDICIAL AND TECHNICAL MATTERS HAVE BEEN SETTLED.

Results produced on HS Sports Timing and Results Systems. Results online at www.750MC.co.uk



Provisional Qualifying Times - P9
750 Motor Club Kit Car Championship

Pl	No	Cl	Name	Car	Laps	Time on Lap	Behind	MPH
1	2	KCB	GARY GOODEYAR	Raw Fulcrum	9	1:37.18	7	81.82
2	69	KCC	ANDY JULIEN	Syva Phoenix	9	1:37.78	2	80.52
3	1	KCC	ANDY HILLEY	Toyota Mk2	6	1:37.79	6	80.51
4	71	KCB	MARK ALEXANDER-WILLIAMS	Syva Phoenix	8	1:38.54	8	79.99
5	86	KCC	STEPHAN BELL	Syva Phoenix	9	1:38.76	9	78.92
6	33	KCA	STEPHEN WARD	Raw Striker	8	1:38.82	9	78.87
7	75	KCA	MATTHEW LEWIS	Raw Striker	9	1:38.99	6	78.74
8	54	KCC	ANDREW WARD	Syva Phoenix	8	1:41.14	5	77.84
9	39	KCC	CHRIS SCOPERS	Fisher Fury	9	1:41.25	9	77.76
10	8	KCB	DAN KEMPSON	MR Indy	9	1:41.41	9	77.54
11	24	KCC	GUY HUSSEY	RAW Striker	9	1:42.28	3	76.88
12	5	KCA	JOHN MOORE	Syva Phoenix	5	1:42.29	5	76.59
13	64	KCC	ANTON LANDON	Cyrcia MXS00R	6	1:43.41	6	76.14
14	4	KCA	NIGEL BROWN	Syva Phoenix	6	1:43.42	6	76.13
15	47	KCB	BRYAN BROWN	Largo Velocity	8	1:48.62	6	71.82
16	22	KCC	MARTIN TYMAN	Tyfoce	5	1:51.77	5	70.44
17	27	KCC	DAVID ROBERTS	Syva Phoenix	7	1:55.25	5	68.33
18	28	KCC	PAUL ARBER	Syva Striker	7	1:59.89	7	65.87

* NO 1 - NOT TRANSFERRED

Weather / Track: Bright / Dry
Start Date: 09/21
Cocktail Park Full
Time Issued: 12 Jul 09 09:38
Chief of Sprints: [Signature] Chief Timekeeper: Terry Stevens

THESE RESULTS REMAIN PROVISIONAL FOR A MINIMUM OF 30 MINUTES FROM THE TIME OF ISSUE
RESULTS PRODUCED ON HIS SPORTS TIMING AND RESULTS SYSTEMS. RESULTS ONLINE AT WWW.TSDMIC.CO.UK



2nd Best Qualifying Times
750 Motor Club Kit Car Championship

Pos	No	Cl	Name	Car	Time
1	2	KCB	GARY GOODEYAR	Raw Fulcrum	1:37.84
2	69	KCC	ANDY JULIEN	Syva Phoenix	1:37.88
3	1	KCC	ANDY HILLEY	Toyota Mk2	1:38.88
4	71	KCB	MARK ALEXANDER-WILLIAMS	Syva Phoenix	1:40.49
5	75	KCA	MATTHEW LEWIS	Raw Striker	1:40.59
6	33	KCA	STEPHEN WARD	Raw Striker	1:41.34
7	9	KCB	DAN KEMPSON	MR Indy	1:41.59
8	39	KCC	CHRIS SCOPERS	Fisher Fury	1:41.76
9	68	KCC	STEPHAN BELL	Syva Phoenix	1:41.84
10	54	KCC	ANDREW WARD	Syva Phoenix	1:42.56
11	4	KCA	JOHN MOORE	Syva Phoenix	1:42.67
12	4	KCA	NIGEL BROWN	Syva Phoenix	1:44.71
13	64	KCC	ANTON LANDON	Cyrcia MXS00R	1:46.80
14	24	KCC	GUY HUSSEY	RAW Striker	1:46.29
15	47	KCB	BRYAN BROWN	Largo Velocity	1:49.67
16	27	KCC	DAVID ROBERTS	Syva Phoenix	1:55.74
17	22	KCC	MARTIN TYMAN	Tyfoce	1:58.06
18	28	KCC	PAUL ARBER	Syva Striker	2:02.73



Time Issued: 12 Jul 09 09:42
Chief of Timekeepers: [Signature]

THESE RESULTS REMAIN PROVISIONAL FOR A MINIMUM OF 30 MINUTES FROM THE TIME OF ISSUE



Provisional Qualifying Times - P10 Premier Choice Group 750 Formula Championship

P1 No	Cl	Name	Car	Laps	Time on Lap	Behind	MPH	
1	2	FT Dave ROBSON	SDAR83	8	1:38.13	8	79.42	
2	1	FT Peter BOVE	ADR 750F	7	1:40.77	5	78.13	
3	3	F7 Mick HARRIS	Daryl 877	7	1:41.58	4	2.45	77.51
4	69	FTB Colin WOLSTENHOLME	Daryl Mk5	8	1:42.86	5	3.73	76.54
5	12	FT Bill RUTTER	Daryl Mk5B	7	1:43.52	7	4.38	76.06
6	10	FT Chris GOUGH	CGR2 Evo	8	1:43.73	8	4.60	75.90
7	5	F7 Bob SIMPSON	SSIF	7	1:44.13	5	5.00	75.61
8	6	F7 Martin KEMP	Daryl Mk6	8	1:44.18	8	5.05	75.57
9	55	F7 Roger ROWE	Centaur Mk20	8	1:44.77	8	5.64	75.15
10	57	FTB David WATTS	Centaur Mk16	7	1:45.47	6	6.34	74.66
11	78	FTB Guy SHEPPARD	ADR 3 GS	7	1:46.57	3	7.24	74.02
12	21	FTB Huw DAVIES	Phisair Fire	7	1:47.40	6	8.27	73.31
13	97	FTB Nathaniel COOPER	Davis T7	9	1:48.61	6	9.48	72.49
14	11	F7 Paul MORRIS	Daryl 92J	3	1:50.12	3	10.99	71.36
15	17	FTB Andrew LAKE	Daryl 91D	6	1:50.40	6	11.27	71.32
16	30	FTB Ullric HILLIAM	ADR T5	6	2:00.33	4	21.20	65.43
Not Seen								
22	FTB	Andrew BOOTH	Centaur Mk18					

No 22 - 0 laps completed

Weather / Track: Bright / Dry

Start Time: 09:43

Cadwell Park Full

12 Jul 09 10:12

Clerk of Course

Time Issued:

Chief Timekeeper: Terry Stevens

Leahy 16:13

THESE RESULTS REMAIN PROVISIONAL FOR A MINIMUM OF 30 MINUTES FROM THE TIME OF ISSUE AND UNTIL ALL JUDICIAL AND TECHNICAL MATTERS HAVE BEEN SETTLED

Results produced on HS Sports Timing and Results Systems. Results online at www.750MC.co.uk



2nd Best Qualifying Times Premier Choice Group 750 Formula Championship

Pos	No	Cl	Name	Car	Time
1	2	FT	Dave ROBSON	SDAR83	1:40.63
2	1	FT	Peter BOVE	ADR 750F	1:41.55
3	3	F7	Mick HARRIS	Daryl 877	1:41.84
4	69	FTB	Colin WOLSTENHOLME	Daryl Mk5	1:43.05
5	5	F7	Bob SIMPSON	SSIF	1:44.17
6	6	F7	Martin KEMP	Daryl Mk6	1:44.33
7	10	F7	Chris GOUGH	CGR2 Evo	1:44.79
8	55	F7	Roger ROWE	Centaur Mk20	1:44.85
9	57	FTB	David WATTS	Centaur Mk16	1:45.84
10	12	F7	Bill RUTTER	Daryl Mk5B	1:45.88
11	78	FTB	Guy SHEPPARD	ADR 3 GS	1:46.85
12	21	FTB	Huw DAVIES	Phisair Fire	1:47.43
13	17	FTB	Andrew LAKE	Daryl 91D	1:51.09
14	97	FTB	Nathaniel COOPER	Davis T7	1:53.06
15	30	FTB	Ullric HILLIAM	ADR T5	2:02.11
16	11	F7	Paul MORRIS	Daryl 92J	2:02.84

Clerk of Course:

Time Issued:

Chief Timekeeper:

12 Jul 09 10:14

THESE RESULTS REMAIN PROVISIONAL FOR A MINIMUM OF 30 MINUTES FROM THE TIME OF ISSUE



Provisional Qualifying Times - P11

750 Motor Club Formula 4 Championship

Pl	No	Cl	Name	Car	Laps	Time on Lap	Behind	MPH
1	77	F4A	Robble WATTS	Van Diemen RF97	9	1:27.68	8	89.79
2	3	F4A	Jonathan WESTON-TAYLOR	Mygale US 2000	10	1:27.97	10	89.60
3	43	F4A	Chris HOLMES	Van Diemen RF99/04	10	1:28.03	9	89.44
4	7	F4A	Chris HODGEN	Van Diemen RF01/09	9	1:28.78	8	88.68
5	15	F4A	Andrew MINNETT	Van Diemen RF99	10	1:29.71	10	87.76
6	12	F4A	Bryn TOOTELL	Van Diemen RF06	7	1:30.28	5	87.21
7	88	F4A	David MARSHALL	Van Diemen RF00	9	1:30.72	9	86.79
8	6	F4A	Jennifer SCOTT	Van Diemen RF99	10	1:31.27	4	86.26
9	26	F4A	Edward HEINZELMANN	Tatuus RC98	9	1:31.32	8	86.22
10	4	F4A	Malcolm SCOTT	Van Diemen RF00	10	1:31.36	10	86.18
11	99	F4B	Charles ADRIAN	Van Diemen RF93	9	1:32.88	9	84.77
12	83	F4C	Paul PRESGRAVES	Van Diemen RF98	9	1:35.53	8	82.42
13	28	F4A	Nic SCOTT	Tatuus RC96/97	6	1:36.16	4	81.88
14	79	F4C	Oliver SIRRELL	Van Diemen	6	1:39.86	6	78.84
15	22	F4A	James SIMONS	Mygale SJ99	8	1:41.87	8	77.29
16	33	F4A	Michael FRYATT	Revelation 2009	5	1:55.50	3	68.12

Exclusions

5401 ?? Owner Of TXP 1036900

Qualified for race 12

Not-Seen

27 F4A Mark CONROY

Tatuus RC98

66 F4A Will THOMPSON

Revelation 2009

78 F4A Richard PEARSON

Mygale Formula Renault

No 27 & 66 - 0 laps

Weather / Track: Bright / Dry

Start Time : 10:17

Cadwell Park Full

12 Jul 09 10:40

Clerk of Course: 	Time issued :	Chief Timekeeper : Terry Stevens
----------------------	---------------	----------------------------------

THESE RESULTS REMAIN PROVISIONAL FOR A MINIMUM OF 30 MINUTES FROM THE TIME OF ISSUE AND UNTIL ALL JUDICIAL AND TECHNICAL MATTERS HAVE BEEN SETTLED.

Results produced on HS Sports Timing and Results Systems. Results online at www.750MC.co.uk

RACE GRID

VAG Trophy

Race 1

ROW 8				
ROW 7	43 02:01.980 COB DEAKIN	80 02:01.380 MURRAY WEBSTER		
ROW 5	25 01:59.340 ANDREW WAINMAN	30 01:58.090 ANDY STEVENS	12 01:55.330 KEVIN GLOVER	
ROW 4	66 21:53.570 DARON BEDFORD	1 01:52.830 IAN CARVELL	61 21:52.850 JOHN HILLON	
ROW 3	3 01:50.870 JOHN WAINMAN	45 01:48.190 IAN STEVENSON		
ROW 2	69 01:49.480 GURLEY WOODHATCH	9 01:44.580 IAN LARK	70 01:42.340 TONY ANDREW	
ROW 1	POLE			

RACE GRID

VAG Trophy

Race 6

ROW 8				
ROW 7	43 02:04.480 COB DEAKIN	80 02:00.080 MURRAY WEBSTER		
ROW 5	25 22:01.120 ANDREW WAINMAN	30 01:57.090 ANDY STEVENS	12 21:54.030 KEVIN GLOVER	
ROW 4	66 01:53.940 DARON BEDFORD	62 01:55.530 ANDY HOLLEY	69 01:48.570 GURLEY WOODHATCH	
ROW 3	1 01:52.830 IAN CARVELL	45 01:48.770 IAN STEVENSON	3 01:51.070 JOHN WAINMAN	
ROW 2	61 01:50.170 JOHN HILLON	9 01:44.870 IAN LARK	70 01:42.330 TONY ANDREW	
ROW 1	POLE			

RACE GRID

VAG Trophy

Race 1

ROW 8



ROW 7

43 02:03.890
Craig DEAKIN

80 02:00.380
Malcolm WEBSTER

ROW 6

25 01:59.340
Andrew WARNES

30 01:56.090
Andy STENNING

ROW 5

62 01:55.040
Andy HOLLEY

12 01:53.930
Kevin GLOVER

ROW 4

66 01:53.570
Darren BEDFORD

1 01:52.330
Ian CARVELL

ROW 3

3 01:50.870
John MAWDSLEY

61 01:50.850
John HILLON

ROW 2

69 01:49.450
Grantley WOODHATCH

45 01:45.160
Len SIMPSON

ROW 1

9 01:44.560
Ken LARK

70 01:42.040
Tom ANDREW

POLE



RACE GRID

750 Motor Club 750 Trophy Series

Race 2

ROW 6				
ROW 7				
ROW 6	63 02:56.730 KOH VHTSY		35 02:40.850 MICHAEL CASH-COV	13 02:57.730 Gregor THURSTON
ROW 5		26 02:15.013 MIKE VHTSY		71 02:14.590 MICHAEL HARRISS
ROW 4	15 02:15.323 RAF WELSH		42 02:25.112 RICHARD REEVE	
ROW 3		1 02:03.290 DON RAWSON		3 01:59.960 DAVID LARKINS
ROW 2	55 01:59.680 ROGER POWE		5 01:57.653 DAVID BRAND	
ROW 1		27 01:54.532 GARY WEEHAW		20 01:46.822 PAUL HANSON
POLE				

RACE GRID

750 Motor Club 750 Trophy Series

Race 7

ROW 8				
ROW 7				
ROW 6	63 06:51.580 KEIF WHTSY		35 02:42.790 MICHAEL CASH-COV	13 02:42.790 Gregor THURSTON
ROW 5		71 02:26.422 MICHAEL HARRISS		26 02:19.392 MIKE WHTSY
ROW 4	15 02:17.860 RAF WELSH		42 02:08.170 RICHARD REEVE	
ROW 3		1 02:02.912 DON RAWSON		5 02:03.423 DAVID BRAND
ROW 2	55 02:03.780 ROGER POWE		3 01:59.590 DAVID LARKINS	
ROW 1		27 01:54.582 GARY WEEHAW		20 01:49.340 PAUL HANSON
POLE				

RACE GRID

750 Motor Club MR2 Championship

Race 3

ROW 14	32 Steve PEGG 02:23:20	50 GLIFFORD 01:55:05C
ROW 13	43 JEFF THORNER 01:53:70D	79 JONATHAN GRIVES 01:53:53D
ROW 12	21 BOB ROWE 01:53:17D	98 HUGH GILMOLR 01:52:66D
ROW 11	99 ARTHUR LAMOUR 01:52:70C	33 TROY TAYLOR 01:52:15C
ROW 10	52 MARC LEWIS 01:50:33D	31 JOHN HOLDEN 01:49:56D
ROW 9	89 DAVID WEAVER 01:49:37C	22 LEO BULLOCK 01:48:92C
ROW 8	30 ROB HORSFIELD 01:48:91D	77 JOHN WILSON 01:48:78C
ROW 7	25 CINE MCPHET 01:46:76D	68 ALAN HENDERSON 01:48:65D
ROW 6	76 PETER MORTELL 01:48:39D	78 RONNIE WOOLLEY 01:46:05C
ROW 5	6 ALIE RITSON 01:48:03D	26 DAVID HENDERSON 01:48:10D
ROW 4	64 MICHAEL MARSH 01:47:53D	66 PETER TAYLOR 01:47:51D
ROW 3	58 STEVE JULIEY 01:47:39D	9 ALAN HENDERSON 01:46:89D
ROW 2	55 ANDREW BEATTY 01:46:15D	95 ANDREW DAVY 01:45:68D
ROW 1	28 ZOE CHAPMAN 01:43:30D	73 MARC JESSOP 01:46:57D

POLE

Reserve: 12, 14, 1

RACE GRID

750 Motor Club MR2 Championship

Race 8

ROW 14	50 GLIFFORD 00:59:00C	32 Steve PEGG 22:01:93C
ROW 13	43 JEFF THORNER 01:55:93D	79 JONATHAN GRIVES 01:54:18C
ROW 12	21 BOB ROWE 01:53:14D	98 HUGH GILMOLR 01:53:66D
ROW 11	33 TROY TAYLOR 01:53:53D	99 ARTHUR LAMOUR 01:52:95C
ROW 10	52 MARC LEWIS 01:51:17D	31 JOHN HOLDEN 01:50:46D
ROW 9	30 ROB HORSFIELD 01:50:17D	22 LEO BULLOCK 01:45:72C
ROW 8	89 DAVID WEAVER 01:49:56D	68 ALAN HENDERSON 01:49:53D
ROW 7	78 RONNIE WOOLLEY 01:49:39D	25 CINE MCPHET 01:45:12C
ROW 6	77 JOHN WILSON 01:48:37D	64 MICHAEL MARSH 01:48:52D
ROW 5	26 DAVID HENDERSON 01:48:53D	76 PETER MORTELL 01:48:45C
ROW 4	66 PETER TAYLOR 01:48:29D	6 ALIE RITSON 01:49:10D
ROW 3	58 STEVE JULIEY 01:47:53D	55 ANDREW BEATTY 01:45:85C
ROW 2	9 ALAN HENDERSON 01:46:75D	95 ANDREW DAVY 01:45:12C
ROW 1	73 MARC JESSOP 01:45:68D	28 ZOE CHAPMAN 01:43:73D

POLE

Reserve: 12, 14, 1

RACE GRID

750 Motor Club MR2 Championship

Race 3

ROW 14	32 02:03.520 Steve PEGG	50 01:55.060 Gu HEFFORD
ROW 13	43 01:53.700 John THORNER	79 01:53.620 Jonathan GRIMES
ROW 12	21 01:53.170 Ben ROWE	98 01:52.860 Hugh GILMOUR
ROW 11	99 01:52.700 Arthur GILMOUR	33 01:52.140 Tony TAYLOR
ROW 10	52 01:50.300 Martin LEWIS	31 01:49.560 Jeff HOLDEN
ROW 9	89 01:48.370 David WEAVER	22 01:48.940 Lee BULLOCK
ROW 8	30 01:48.910 Rob HORSFIELD	77 01:48.780 John WILSON
ROW 7	25 01:48.760 Cliva MORPHETT	68 01:48.660 Alexander LENNON
ROW 6	76 01:48.380 Patrick MORTELL	78 01:48.050 Rowland WOOLLEY
ROW 5	6 01:48.030 Alic KITSON	26 01:48.010 David HENDERSON
ROW 4	64 01:47.920 Matthew MARSH	66 01:47.510 Peter TAYLOR
ROW 3	58 01:47.390 Steve LUMLEY	9 01:46.890 Alan HENDERSON
ROW 2	55 01:46.150 Andrei BGATOV	95 01:45.880 Anthony DAY
ROW 1	28 01:45.630 Zac CHAPMAN	73 01:45.570 Mark JESSOP

POLE

Reserve: 12

RACE GRID

Demon Tweaks / Yokohama Locost Championship

Race 4 - Heat

ROW 1	37	22:04:750 Bery STUART	58	22:04:310 JIM SURGE
ROW 2	59	01:57:880 COT PICKERING	42	01:37:720 SIMON RONALDIE
ROW 3	38	01:38:235 SHRUD GILL	69	01:53:370 NICK AVEYARD
ROW 4	74	01:55:080 CAMILAN CASSIDY	71	01:54:950 VICTOR PICKLES
ROW 5	91	01:33:740 WAL LEES	67	01:52:970 EMO GUS-ILLOW
ROW 6	73	01:52:740 ZEB APERBY	93	01:52:740 GLEN BOYER
ROW 7	52	01:51:860 MELBA G. LYOLR	68	01:51:440 ANDY POWTER
ROW 8	30	01:52:860 LYNIA OWEN	54	01:52:800 DAVE MORROW
ROW 9	25	01:50:710 RICHARD DIXON	22	01:50:680 JAMES McALLISTER
ROW 10	56	01:51:290 BRETTON DUDLEY	46	01:50:210 NICHOLAS MORLEY
ROW 11	34	01:51:200 SAM BRIDJOL	39	01:50:230 STEVE EVANS
ROW 12	40	01:49:380 PAUL BRYANT	43	01:49:200 SIMON WOODS
ROW 13	28	01:45:790 DAVE BLACK	72	01:49:140 STEVEN KISSER
ROW 14	6	01:48:750 RICHARD JENKINS	27	01:48:880 ANDY VON ENTRENCH
ROW 1	POLE			

RACE GRID

Demon Tweaks / Yokohama Locost Championship

Race 11 - Heat

ROW 14	37	02:06:820 Bery STUART	58	02:05:340 JIM SURGE
ROW 13	59	01:59:470 COT PICKERING	38	01:58:150 SAMUE G. L.
ROW 12	42	01:59:300 SIMON RONALDIE	74	01:58:880 CAMILAN CASSIDY
ROW 11	69	01:55:430 NICK AVEYARD	71	01:55:950 VICTOR PICKLES
ROW 10	91	01:53:820 WAL LEES	73	01:53:290 ROD APERBY
ROW 9	67	01:53:140 EMO GUS-ILLOW	93	01:52:930 GLEN BOYER
ROW 8	52	01:52:280 MELBA G. LYOLR	30	01:51:750 LYNIA OWEN
ROW 7	68	01:51:420 ANDY POWTER	54	01:51:050 DAVE MORROW
ROW 6	46	01:52:870 NICHOLAS MORLEY	25	01:50:780 RICHARD DIXON
ROW 5	22	01:51:710 JAMES McALLISTER	56	01:50:580 BRETTON DUDLEY
ROW 4	39	01:52:640 STEVE EVANS	34	01:50:580 SAM BRIDJOL
ROW 3	72	01:50:430 STEVEN KISSER	6	01:50:300 RICHARD JENKINS
ROW 2	43	01:51:720 SIMON WOODS	40	01:48:830 PAUL BRYANT
ROW 1	9	01:48:570 ROD APERBY	28	01:48:880 DAVE BLACK
ROW 1	POLE			

RACE GRID

750 Motor Club Formula Vee Championship

Race 5 - Heat

29	Chris WILKINER	01:28.132	23	Sam ENGINEER	01:32.170
26	Peter ANDREWS	01:42.822	44	Andrew PERKS	01:48.882
50	Roger THOMPSON	01:48.600	36	Mark HUTTON	01:48.830
97	Pony TUBB	01:48.860	51	Graham GAUNT	01:44.000
21	Tim HILL	01:48.860	32	Alan ROBINSON	01:42.870
69	Robert COVLEIGH	01:41.890	38	Richard POTTERSON	01:41.870
60	Robert HIGGINS	01:41.890	77	Neilson PERKS	01:41.790
12	Paul TAYLOR	01:41.890	35	Ian FOLEY	01:40.780
76	Tom KEMP	01:40.580	9	Stephen GLASSWELL	01:40.210
10	Steve OLIPH	01:39.382	87	John ANDERSON	01:39.730
7	Math FARMER	01:39.632	39	David JOSEPH	01:39.410
6	Peter BELSER	01:39.232	22	Ben ANDERSON	01:38.940
46	John CLUBINA	01:37.742	3	John HUGHES	01:37.840

POLE

RACE GRID

750 Motor Club Formula Vee Championship

Race 12 - Heat

29	Chris WILKINER	01:56.270	23	Sam ENGINEER	01:53.800
26	Peter ANDREWS	01:50.332	44	Andrew PERKS	01:49.410
50	Roger THOMPSON	01:49.182	36	Mark HUTTON	01:47.970
97	Pony TUBB	01:46.302	51	Graham GAUNT	01:44.820
21	Tim HILL	01:44.132	87	John ANDERSON	01:43.890
32	Alan ROBINSON	01:43.542	77	Neilson PERKS	01:43.322
69	Robert COVLEIGH	01:42.942	38	Richard POTTERSON	01:42.870
60	Robert HIGGINS	01:42.282	12	Paul TAYLOR	01:41.700
35	Ian FOLEY	01:40.892	39	David JOSEPH	01:40.710
76	Tom KEMP	01:40.392	10	Steve OLIPH	01:40.102
9	Stephen GLASSWELL	01:40.382	7	Math FARMER	01:39.992
22	Ben ANDERSON	01:39.882	6	Peter BELSER	01:39.742
27	John MACDONNELL	01:38.282	46	John CLUBINA	01:37.932

POLE

RACE GRID

750 Motor Club Formula Vee Championship

Race 5 - Heat

29	Chris WILSHER	01:55.130
-----------	---------------	-----------

26	Peter ANDREWS	01:49.520
-----------	---------------	-----------

50	Roger THOMPSON	01:48.600
-----------	----------------	-----------

97	Perry TUBB	01:45.960
-----------	------------	-----------

21	Tim HILL	01:43.060
-----------	----------	-----------

69	Robert COWBURN	01:41.980
-----------	----------------	-----------

60	Robert HIGGINS	01:41.830
-----------	----------------	-----------

12	Paul TAYLOR	01:41.690
-----------	-------------	-----------

76	Tom KEMP	01:40.580
-----------	----------	-----------

10	Steve OUGH	01:39.800
-----------	------------	-----------

7	Martin FARMER	01:39.690
----------	---------------	-----------

6	Peter BELSEY	01:39.230
----------	--------------	-----------

46	Jake OLIVEIRA	01:37.740
-----------	---------------	-----------

23	Sam ENGINEER	01:53.110
-----------	--------------	-----------

44	Andrew PERKS	01:48.680
-----------	--------------	-----------

36	Mike HATTON	01:46.630
-----------	-------------	-----------

51	Graham GANT	01:44.800
-----------	-------------	-----------

32	Alan ROBINSON	01:42.870
-----------	---------------	-----------

38	Richard POTTERTON	01:41.970
-----------	-------------------	-----------

77	Matthew PERKS	01:41.790
-----------	---------------	-----------

35	Ian FOLEY	01:40.780
-----------	-----------	-----------

9	Stephen GLASSWELL	01:40.010
----------	-------------------	-----------

87	Jenny ANDERSON	01:39.730
-----------	----------------	-----------

39	David JOSEPH	01:39.400
-----------	--------------	-----------

22	Ben ANDERSON	01:38.840
-----------	--------------	-----------

3	John HUGHES	01:37.640
----------	-------------	-----------

POLE

RACE GRID

VAG Trophy

Race 6

ROW 8

ROW 7

ROW 6

ROW 5

ROW 4

ROW 3

ROW 2

ROW 1

43 02:04.480
Craig DEAKIN

80 02:00.880
Malcolm WEBSTER

25 02:00.120
Andrew WARNES

30 01:57.490
Andy STENNING

62 01:55.530
Andy HOLLEY

12 01:54.090
Kevin GLOVER

66 01:53.940
Darren BEDFORD

69 01:52.670
Grantley WOODHATCH

1 01:52.650
Ian CARVELL

3 01:51.070
John MAWDSLEY

61 01:50.870
John HILLON

45 01:45.770
Len SIMPSON

9 01:45.610
Ken LARK

70 01:43.620
Tom ANDREW

POLE

RACE GRID

750 Motor Club MR2 Championship

Race 8

ROW 14	50 No second Gu HEFFORD	32 02:03.950 Steve PEGG
ROW 13	43 01:54.980 John THORNER	79 01:54.160 Jonathan GRIMES
ROW 12	21 01:53.840 Ben ROWE	98 01:53.660 Hugh GILMOUR
ROW 11	33 01:53.530 Tony TAYLOR	99 01:52.950 Arthur GILMOUR
ROW 10	52 01:51.110 Martin LEWIS	31 01:50.430 Jeff HOLDEN
ROW 9	30 01:50.170 Rob HORSFIELD	22 01:49.740 Lee BULLOCK
ROW 8	89 01:49.550 David WEAVING	68 01:49.530 Alexander LENNON
ROW 7	78 01:49.190 Rowland WOOLLEY	25 01:49.140 Clive MORPHETT
ROW 6	77 01:48.910 John WILSON	64 01:48.520 Matthew MARSH
ROW 5	26 01:48.520 David HENDERSON	76 01:48.450 Patrick MORTELLI
ROW 4	66 01:48.290 Peter TAYLOR	6 01:48.100 Alic KITSON
ROW 3	58 01:47.580 Steve LUMLEY	55 01:46.850 Andrei BGATOV
ROW 2	9 01:46.750 Alan HENDERSON	95 01:46.120 Anthony DAY
ROW 1	73 01:46.090 Mark JESSOP	28 01:45.700 Zac CHAPMAN

POLE

Reserve: 12 *4/1*

RACE GRID

Demon Tweeks / Yokohama Locost Championship

Race 9 - Final

ROW 14	52 Matthew GILMOUR	67 Ernie GUSHLOW
ROW 13	40 Paul BRYANT	22 James McALLISTER
ROW 12	39 Steve EVANS	56 Brendan DUDLEY
ROW 11	25 Richard DIXON	30 Lynfel OWEN
ROW 10	6 Richard JENKINS	27 Alex VON EHRHEIM
ROW 9	72 Steve KIMBER	28 David BLACK
ROW 8	46 Nicholas MORLEY	34 Sam BROUGH
ROW 7	43 Simon WOOD	15 Jason GIBBONS
ROW 6	48 Tom COLLER	87 Daniel SIBBONS
ROW 5	57 Nick LEAR	77 James PINKERTON
ROW 4	9 Mark GLOVER	4 Scott MITTELL
ROW 3	47 Robert PALIN	12 Ed PITHER
ROW 2	1 David BARTHOLOMEW	60 Sam BRADLEY
ROW 1	3 Alistair GARRATT	8 Matt CHERRINGTON

POLE

RESERVES: 68 54 93 91 71 73 69 42 59 58 74 37

RACE GRID

750 Motor Club Formula Vee Championship

Race 10 - Final

44 Andrew PERKS

29 Chris WILSHER

36 Mike HATTON

97 Perry TUBB

51 Graham GANT

12 Paul TAYLOR

35 Ian FOLEY

39 David JOSEPH

87 Jenny ANDERSON

7 Martin FARMER

3 John HUGHES

63 Dave HODKIN

2 Paul SMITH

23 Sam ENGINEER

50 Roger THOMPSON

26 Peter ANDREWS

32 Alan ROBINSON

60 Robert HIGGINS

69 Robert COWBURN

77 Matthew PERKS

10 Steve OUGH

6 Peter BELSEY

46 Jake OLIVEIRA

1 Daniel HANDS

27 Declan McDONNELL

33 Sam OLIVEIRA

POLE

RESERVES: 76 21 38

RACE GRID

Demon Tweeks / Yokohama Locost Championship

Race 11 - Heat

ROW 14	37 02:08.820 Barry STUART	58 02:08.640 John BUNCE
ROW 13	59 01:59.470 Carl PICKERING	38 01:59.160 Samuel GILL
ROW 12	42 01:58.300 Simon IRONSIDE	74 01:56.680 Campbell CASSIDY
ROW 11	69 01:55.450 Nik AVEYARD	71 01:55.360 Victoria PICKLES
ROW 10	91 01:53.920 Max LEES	73 01:53.950 Rob APSEY
ROW 9	67 01:53.040 Ernie GUSHLOW	93 01:52.930 Glenn BOYER
ROW 8	52 01:52.250 Matthew GILMOUR	30 01:51.700 Lynfel OWEN
ROW 7	68 01:51.820 Andy POINTER	54 01:51.060 David MORROW
ROW 6	46 01:50.870 Nicholas MORLEY	25 01:50.780 Richard DIXON
ROW 5	22 01:50.710 James McALLISTER	56 01:50.590 Brendan DUDLEY
ROW 4	39 01:50.540 Steve EVANS	34 01:50.530 Sam BROUGH
ROW 3	72 01:50.430 Steve KIMBER	6 01:50.300 Richard JENKINS
ROW 2	43 01:49.720 Simon WOOD	40 01:49.580 Paul BRYANT
ROW 1	9 01:49.570 Mark GLOVER	28 01:49.560 David BLACK

POLE

RACE GRID

750 Motor Club Formula Vee Championship

Race 12 - Heat

29	Chris WILSHER	01:56.410
-----------	---------------	-----------

26	Peter ANDREWS	01:50.330
-----------	---------------	-----------

50	Roger THOMPSON	01:49.120
-----------	----------------	-----------

97	Perry TURB	01:46.300
-----------	------------	-----------

21	Tim HILL	01:44.100
-----------	----------	-----------

32	Alan ROBINSON	01:43.540
-----------	---------------	-----------

69	Robert COWBURN	01:42.820
-----------	----------------	-----------

60	Robert HIGGINS	01:42.250
-----------	----------------	-----------

35	Ian FOLEY	01:40.800
-----------	-----------	-----------

76	Tom KEMP	01:40.690
-----------	----------	-----------

9	Stephen GLASSWELL	01:40.060
----------	-------------------	-----------

22	Ben ANDERSON	01:39.880
-----------	--------------	-----------

27	Declan McDONNELL	01:38.260
-----------	------------------	-----------

23	Sam ENGINEER	01:53.300
-----------	--------------	-----------

44	Andrew PERKS	01:49.410
-----------	--------------	-----------

36	Mike HATTON	01:47.570
-----------	-------------	-----------

51	Graham GANT	01:44.920
-----------	-------------	-----------

87	Jenny ANDERSON	01:43.890
-----------	----------------	-----------

77	Matthew PERKS	01:43.320
-----------	---------------	-----------

38	Richard POTTERTON	01:42.570
-----------	-------------------	-----------

12	Paul TAYLOR	01:41.700
-----------	-------------	-----------

39	David JOSEPH	01:40.710
-----------	--------------	-----------

10	Steve OUGH	01:40.100
-----------	------------	-----------

7	Martin FARMER	01:39.990
----------	---------------	-----------

6	Peter BELSEY	01:39.740
----------	--------------	-----------

46	Jake OLIVEIRA	01:37.930
-----------	---------------	-----------

POLE

AMENDED.

RACE GRID

750 Motor Club Toyo Tires Golf GTi Championship

Race 13

ROW 14	93 Mark REYNOLDS	66 Darren BEDFORD
ROW 13	22 02:01.440 Mark CHRISTOPHER	50 02:01.210 Peter HAYNES
ROW 12	43 02:00.640 Craig DEAKIN	26 01:58.250 Antony THEAKER
ROW 11	30 01:56.620 Andy STENNING	29 01:56.600 Alistair SEDWELL
ROW 10	19 01:56.240 Susanna KENNISTON	62 01:56.130 Andy HOLLEY
ROW 9	70 01:55.530 Tony MARLOW	42 01:55.220 Dawn BOYD
ROW 8	35 01:55.120 Jamie BUTCHER	89 01:55.080 Sebastian PALMER
ROW 7	25 01:54.560 Andrew WARNES	34 01:54.420 Charles GODFREY
ROW 6	68 01:52.900 Verity YOUNG	24 01:52.250 Josh JOHNSON
ROW 5	28 01:52.190 James COLBOURNE	36 01:52.080 Matthew WELLER
ROW 4	12 01:51.940 Kevin GLOVER	4 01:51.780 Luke WALES
ROW 3	61 01:51.330 John HILLON	51 01:50.950 Simon HILL
ROW 2	85 01:50.870 James BARK	2 01:50.440 Craig ROBERTS
ROW 1	3 01:49.440 John MAWDSLEY	65 01:49.110 Luko SCHLEWITZ

POLE

AMENDED GRID - No 66 & 93 times disallowed.

RACE GRID

** AWARDS *
* * **

750 Motor Club Toyo Tires Golf GTI Championship

Race 13

ROW 14	93	Mark Reynolds	66	Erin Eschford
ROW 15	22	Mark Christopher	50	Paul Hawkes
ROW 12	43	Craig Deakin	26	Andy Thacker
ROW 11	30	Andy Stevning	29	Alison Sedwell
ROW 10	19	Suzanne Kenniston	62	Andy Holley
ROW 9	70	Tom Warlow	42	Dawn Boyd
ROW 8	35	John Butcher	89	Stephen Palmer
ROW 7	25	Andrew Wainies	34	Chris Godfrey
ROW 6	68	Tom Young	24	Jeff Johnson
ROW 5	28	James Colbourne	36	Madison Weller
ROW 4	12	Kevin Glover	4	Mike Wales
ROW 3	61	John Hulton	51	Gavin H...
ROW 2	85	James Searcy	2	Chris Roberts
ROW 1	3	John Mawdsley	65	Leo Schewitz

AMENDED GRID - No 66 & 93 times disallowed.

POLE

RACE GRID

750 Motor Club Toyo Tires Golf GTI Championship

Race 17

ROW 14	93	Mark Reynolds	66	Erin Eschford
ROW 13	50	Paul Hawkes	43	Craig Deakin
ROW 12	22	Mark Christopher	26	Andy Thacker
ROW 11	62	Andy Holley	30	Andy Stevning
ROW 10	29	Alison Sedwell	19	Suzanne Kenniston
ROW 9	25	Andrew Wainies	42	Dawn Boyd
ROW 8	35	John Butcher	70	Tom Warlow
ROW 7	34	Chris Godfrey	89	Stephen Palmer
ROW 6	68	Tom Young	4	Mike Wales
ROW 5	36	Madison Weller	51	Gavin H...
ROW 4	28	James Colbourne	24	Jeff Johnson
ROW 3	12	Kevin Glover	2	Chris Roberts
ROW 2	61	John Hulton	85	James Searcy
ROW 1	3	John Mawdsley	65	Leo Schewitz

AMENDED GRID - No 66 & 93 times disallowed

POLE

RACE GRID

750 Motor Club Kit Car Championship

Race 14

ROW 10		
ROW 9	28 01:59.890 Paul ARBER	27 01:55.230 David ROBERTS
ROW 8	22 01:51.770 Martin TYMAN	47 01:49.620 Bruce BROWN
ROW 7	4 01:43.420 Nigel BROWN	64 01:43.410 Anton LANDON
ROW 6	6 01:42.390 John MOORE	24 01:42.280 Guy HUSSEY
ROW 5	9 01:41.410 Ian KEMPSON	39 01:41.250 Chris SCOPES
ROW 4	54 01:41.140 Andrew WARD	1 01:37.790 Andy HILEY
ROW 3	75 01:39.990 Matthew LEWIS	33 01:39.820 Stephen WARD
ROW 2	86 01:39.760 Stephen BELL	71 01:38.540 Mark ALEXANDER-WILLI
ROW 1	69 01:37.780 Alex JULIEN	2 01:37.180 Gary GOODYEAR

POLE

No 1 - 4 position grid penalty from earlier race.

RACE GRID

Demon Tweeks / Yokohama Locost Championship

Race 15 - Final

ROW 14	73 Rob APSEY	71 Victoria PICKLES
ROW 13	67 Ernie GUSHLOW	93 Glenn BOYER
ROW 12	52 Matthew GILMOUR	68 Andy POINTER
ROW 11	46 Nicholas MORLEY	25 Richard DIXON
ROW 10	39 Steve EVANS	30 Lynfei OWEN
ROW 9	9 Mark GLOVER	72 Steve KIMBER
ROW 8	28 David BLACK	43 Simon WOOD
ROW 7	6 Richard JENKINS	57 Nick LEAR
ROW 6	27 Alex VON EHRHEIM	48 Tom COLLER
ROW 5	47 Robert PALIN	87 Daniel SIBBONS
ROW 4	4 Scott MITTELL	15 Jason GIBBONS
ROW 3	12 Ed PITHER	60 Sam BRADLEY
ROW 2	77 James PINKERTON	3 Alastair GARRATT
ROW 1	1 David BARTHOLOMEW	8 Matt CHERRINGTON

POLE

RESERVES: 91 69 74 38 42 58 59

RACE GRID

Premier Choice Group 750 Formula Championship

Race 16

ROW 10				
ROW 9			22	Subject to Car Andrew SCOTT
ROW 8	30	02:02:530 LIVE HILLMAN ANDREW LANE	17	07:30:002 ANDREW LANE
ROW 7			97	01:56:615 NATHANIEL COOPER
ROW 6	21	01:47:400 HUI DAVIES	70	01:46:370 GUY SHEPPARD
ROW 5			57	07:45:270 DAVID WATTS
ROW 4	6	07:46:780 MATH KEAP	5	01:44:130 BOB SIMPSON
ROW 3			10	01:43:730 CHRIS COLIEN
ROW 2	69	07:42:880 COLIN WOLSTENHOLME	3	01:41:530 MICK HARRIS
ROW 1			1	01:40:770 ROD BOWE
			2	01:35:730 DAVE ROSSON
POLE				

RACE GRID

Premier Choice Group 750 Formula Championship

Race 21

ROW 10				
ROW 9			22	Subject to Car Andrew SCOTT
ROW 8	11	02:02:540 PAUL MORRIS	30	02:02:710 JIM HILLMAN
ROW 7			97	07:53:060 NATHANIEL COOPER
ROW 6	21	01:47:430 HUI DAVIES	70	07:36:880 GUY SHEPPARD
ROW 5			12	07:45:880 BILL RUTTER
ROW 4	55	01:44:850 ROGER ROWE	10	07:44:790 CHRIS COLIEN
ROW 3			6	07:44:330 MATH KEAP
ROW 2	69	07:43:250 COLIN WOLSTENHOLME	3	01:41:840 MICK HARRIS
ROW 1			1	01:41:530 ROD BOWE
			2	01:40:830 DAVE ROSSON
POLE				

RACE GRID

Premier Choice Group 750 Formula Championship

Race 16

ROW 10




ROW 9



ROW 8



ROW 7



ROW 6



ROW 5



ROW 4



ROW 3



ROW 2



ROW 1



POLE



RACE GRID

750 Motor Club Toyo Tires Golf GTi Championship

Race 17

ROW 14	93 Mark REYNOLDS	66 Darren BEDFORD
ROW 13	50 02:02.900 Peter HAYNES	43 02:02.310 Craig DEAKIN
ROW 12	22 02:01.980 Mark CHRISTOPHER	26 01:58.870 Antony THEAKER
ROW 11	62 01:57.660 Andy HOLLEY	30 01:57.550 Andy STENNING
ROW 10	29 01:56.850 Alistair SEDWELL	19 01:56.340 Susanna KENNISTON
ROW 9	25 01:56.070 Andrew WARNES	42 01:56.930 Dawn BOYD
ROW 8	35 01:55.660 Jamie BUTCHER	70 01:55.570 Tony MARLOW
ROW 7	34 01:55.210 Charles GODFREY	89 01:55.120 Sebastian PALMER
ROW 6	68 01:54.390 Verity YOUNG	4 01:53.760 Luke WALES
ROW 5	36 01:53.530 Matthew WELER	51 01:53.050 Simon HILL
ROW 4	28 01:52.710 James COLBOURNE	24 01:52.620 Josh JOHNSON
ROW 3	12 01:52.190 Kevin GLOVER	2 01:51.650 Craig ROBERTS
ROW 2	61 01:51.600 John HILLON	85 01:51.220 James BARK
ROW 1	3 01:50.170 John MAWDSLEY	65 01:49.650 Luke SCHWITZ

POLE

RACE GRID

750 Motor Club Formula 4 Championship

Race 18

ROW 10		
ROW 9	66 Subject to CoFC Will THOMPSON	27 Subject to CoFC Mark CONROY
ROW 8	33 01:55.580 Michael FRYATT	22 01:41.870 James SIMONS
ROW 7	79 01:39.860 Oliver SIRRELL	28 01:36.160 Nic SCOTT
ROW 6	83 01:35.530 Paul PRESGRAVES	99 01:32.880 Charles ADRIAN
ROW 5	4 01:31.360 Malcolm SCOTT	26 01:31.320 Edward HEINZELMANN
ROW 4	6 01:31.270 Jennifer SCOTT	88 01:30.720 David MARSHALL
ROW 3	12 01:30.280 Bryn TOOTELL	15 01:29.710 Andrew MINNETT
ROW 2	7 01:28.780 Chris HODGEN	43 01:28.030 Chris HOLMES
ROW 1	3 01:27.970 Jonathan WESTON-TAYL	77 01:27.680 Robbie WATTS

POLE

RACE GRID

750 Motor Club Formula Vee Championship

Race 19 - Final

29 Chris WILSHER

26 Peter ANDREWS

50 Roger THOMPSON

97 Perry TUBB

21 Tim HILL

77 Matthew PERKS

38 Richard POTTERTON

35 Ian FOLEY

76 Tom KEMP

7 Martin FARMER

27 Declan McDONNELL

1 Daniel HANDS

2 Paul SMITH

23 Sam ENGINEER

44 Andrew PERKS

36 Mike HATTON

51 Graham GANT

87 Jenny ANDERSON

69 Robert COWBURN

12 Paul TAYLOR

39 David JOSEPH

10 Steve OUGH

6 Peter BELSEY

3 John HUGHES

63 Dave HOOKIN

33 Sam OLIVEIRA

POLE

RACE GRID

750 Motor Club Kit Car Championship

Race 20

ROW 10		
ROW 9	28 02:02.730 Paul ARBER	22 01:58.060 Martin TYMAN
ROW 8	27 01:55.740 David ROBERTS	47 01:49.670 Bruce BROWN
ROW 7	24 01:46.290 Guy HUSSEY	64 01:44.800 Anton LANDON
ROW 6	4 01:44.710 Nigel BROWN	6 01:42.570 John MOORE
ROW 5	54 01:42.560 Andrew WARD	86 01:41.840 Stephen BELL
ROW 4	39 01:41.760 Chris SCOPES	9 01:41.590 Ian KEMPSON
ROW 3	33 01:41.340 Stephen WARD	75 01:40.590 Matthew LEWIS
ROW 2	71 01:40.490 Mark ALEXANDER-WILLI	1 01:38.800 Andy HILEY
ROW 1	69 01:37.880 Alex JULLIEN	2 01:37.640 Gary GOODYEAR


POLE

RACE GRID

Premier Choice Group 750 Formula Championship

Race 21

ROW 10		
ROW 9		22 Subject to CofC Andrew BOOTH
ROW 8	11 02:02.840 Paul MORRIS	30 02:02.110 Ulric HILLIAM
ROW 7	97 01:53.060 Nathaniel COOPER	17 01:51.890 Andrew LAKE
ROW 6	21 01:47.430 Huw DAVIES	70 01:46.650 Guy SHEPPARD
ROW 5	12 01:45.890 Bill RUTTER	57 01:45.840 David WATTS
ROW 4	55 01:44.850 Roger ROWE	10 01:44.790 Chris COUGH
ROW 3	6 01:44.330 Martin KEMP	5 01:44.170 Bob SIMPSON
ROW 2	69 01:43.050 Colin WOLSTENHOLME	3 01:41.640 Mick HARRIS
ROW 1	1 01:41.550 Peter BOVE	2 01:40.630 Dave ROBSON
		POLE





Provisional Results - Race 1

VAG Trophy

Pl	No	Cl	Name	Car	Laps	Time	Behind	MPH	Best Lap on	MPH
1	70	VTA	Tom ANDREW	Seat Leon	9	15:37.39		75.59	1:41.57	5 77.52
2	61	VTB	John HILLON	VW Golf GTi Mk2	9	16:41.75	1:04.36	70.74	1:49.88	2 71.65
3	3	VTD	John MAWDSLEY	VW Golf GTi Mk2	9	16:42.77	1:05.38	70.66	1:49.69	6 71.78
4	1	VTB	Ian CARVELL	VW Scirocco	9	16:58.45	1:21.06	69.58	1:51.72	4 70.47
5	12	VTD	Kevin GLOVER	VW Golf GTi Mk2	9	17:01.78	1:24.39	69.35	1:51.89	7 70.37
6	62	VTD	Andy HOLLEY	VW Golf GTi Mk2	9	17:23.99	1:46.60	67.87	1:54.29	2 68.89
7	66	VTD	Darren BEDFORD	VW Golf GTi Mk2	9	17:27.88	1:50.49	67.62	1:51.46	7 70.64
8	25	VTD	Andrew WARNES	VW Golf GTi Mk2	9	17:28.07	1:50.68	67.61	1:54.19	8 68.95
9	80	VTB	Malcolm WEBSTER	VW Golf GTi Mk2	8	15:36.49	1 Lap	67.26	1:54.90	7 68.52
10	43	VTD	Craig DEAKIN	VW Golf GTi Mk2	8	16:24.33	1 Lap	63.99	2:00.95	8 65.09

Not-Classified

9	VTB	Ken LARK	VW Corrado	5	8:50.92	DNF	74.15	1:43.40	2 76.14
30	VTD	Andy STENNING	VW Golf GTi Mk2	2	4:00.91	DNF	65.36	1:55.82	2 67.98

Non-Starters

45	VTA	Len SIMPSON	VW Vento
69	VTA	Grantley WOODHATCH	VW Vento

Fastest Lap

70	VTA	Tom ANDREW	Seat Leon	1:41.57	5	77.52	Rec
9	VTB	Ken LARK	VW Corrado	1:43.40	2	76.14	Rec
3	VTD	John MAWDSLEY	VW Golf GTi Mk2	1:49.69	6	71.78	Rec

No 9 - transponder signal intermittent, possible loose connection

Weather / Track: Sunny / Dry

Start Time : 11:48

Cadwell Park Full

11 Jul 09 12:07

Clerk of Course :

Carlym 13.02.

Time Issued :

Chief Timekeeper : Terry Stevens

THESE RESULTS REMAIN PROVISIONAL FOR A MINIMUM OF 30 MINUTES FROM THE TIME OF ISSUE AND UNTIL ALL JUDICIAL AND TECHNICAL MATTERS HAVE BEEN SETTLED

Results produced on HS Sports Timing and Results Systems. Results online at www.750MC.co.uk



Provisional Results - Race 2

750 Motor Club 750 Trophy Series

Pl	No	Cl	Name	Car	Laps	Time	Behind	MPH	Best Lap on	MPH
1	20	TC	Paul MASON	Hague	8	15:06.54		69.48	1:51.14	6 70.84
2	27	TC	Grahame WEETMAN	DNC	8	15:36.97	30.43	67.22	1:54.48	7 68.77
3	5	TC	David BRAND	Rawson	8	15:45.84	39.30	66.59	1:56.19	8 67.76
4	1	TC	Don RAWSON	Rawson Climax	8	15:46.15	39.61	66.57	1:56.03	8 67.85
5	42	TC	Richard REEVE	Lotus Mk6	8	16:58.47	1:51.93	61.84	2:03.59	7 63.70
6	15	TI	Ron WELSH	Lotus Mk6	7	15:14.63	1 Lap	60.26	2:04.98	6 63.00
7	71	TC	Nicola HARNESS	Rapide	7	15:34.66	1 Lap	58.97	2:09.34	6 60.87
8	26	TA	Mike WHITBY	Austin 7 Mason Special	7	16:27.47	1 Lap	55.81	2:18.49	6 56.85
Not-Classified										
	35	TC	Michael O'MAHONY	Maitresse Special	4	10:17.51	DNF	51.00	2:30.36	2 52.36
	3	TC	David LARKINS	Gerrell Reliant	3	6:07.97	DNF	64.19	1:57.09	2 67.24
	65	TC	Roger ROWE	RWR	1	2:07.34	DNF	61.83	2:03.88	1 63.56
	13	TC	Gregan THRUSTON	DNC	0		Starter	0.00		
Non-Starters										
	63	TC	Keith WHITBY	Omega						
Fastest Lap										
	20	TC	Paul MASON	Hague				1:51.14		6 70.84 Rec
	15	TI	Ron WELSH	Lotus Mk6				2:04.98		6 63.00
	26	TA	Mike WHITBY	Austin 7 Mason Special				2:18.49		6 56.85

No 13 - 0 laps and no transponder signal again.

Weather / Track: Cloudy / Dry

Start Time : 13:16

Cadwell Park Full

11 Jul 09 13:34

Clerk of Course :

[Signature] 13.42

Time Issued :

Chief Timekeeper : Terry Stevens

THESE RESULTS REMAIN PROVISIONAL FOR A MINIMUM OF 30 MINUTES FROM THE TIME OF ISSUE AND UNTIL ALL JUDICIAL AND TECHNICAL MATTERS HAVE BEEN SETTLED

Results produced on HS Sports Timing and Results Systems. Results online at www.750MC.co.uk



Provisional Results - Race 3

750 Motor Club MR2 Championship

Pl	No	Cl	Name	Car	Laps	Time	Behind	MPH	Best Lap on	MPH
1	28	MRB	Zac CHAPMAN	Toyota MR2 Mk2	9	16:02.20		73.64	1:45.55	6 74.59
2	73	MRB	Mark JESSOP	Toyota MR2 Mk2	9	16:02.64	0.44	73.61	1:45.31	5 74.76
3	95	MRB	Anthony DAY	Toyota MR2 Mk2	9	16:06.37	4.17	73.32	1:46.04	2 74.25
4	55	MRB	Andrei BGATOV	Toyota MR2 Mk2	9	16:11.08	8.88	72.97	1:46.32	7 74.05
5	58	MRB	Steve LUMLEY	Toyota MR2 Mk2	9	16:15.33	13.13	72.65	1:46.69	2 73.80
6	9	MRB	Alan HENDERSON	Toyota MR2 Mk2	9	16:16.26	14.06	72.58	1:46.03	8 74.25
7	66	MRB	Peter TAYLOR	Toyota MR2 Mk2	9	16:24.57	22.37	71.97	1:47.57	8 73.19
8	64	MRB	Matthew MARSH	Toyota MR2 Mk2	9	16:25.08	22.88	71.93	1:47.40	5 73.31
9	26	MRB	David HENDERSON	Toyota MR2 Mk2	9	16:25.33	23.13	71.91	1:47.46	8 73.27
10	76	MRC	Patrick MORTELL	Toyota MR2 Mk3 Roadster	9	16:28.85	26.65	71.66	1:48.08	7 72.85
11	6	MRC	Alric KITSON	Toyota MR2 Mk3	9	16:29.06	26.86	71.64	1:47.22	6 73.43
12	25	MRB	Clive MORPHETT	Toyota MR2 Mk2	9	16:35.05	32.85	71.21	1:48.96	3 72.26
13	78	MRC	Rowland WOOLLEY	Toyota MR2 Mk3	9	16:35.31	33.11	71.19	1:48.83	2 72.34
14	30	MRB	Rob HORSFIELD	Toyota MR2 Mk2	9	16:35.97	33.77	71.15	1:48.43	8 72.61
15	68	MRB	Alexander LENNON	Toyota MR2 Mk2	9	16:39.02	36.82	70.93	1:48.60	6 72.50
16	77	MRB	John WILSON	Toyota MR2 Mk2	9	16:39.67	37.47	70.88	1:48.31	6 72.69
17	50	MRB	Gu HEFFORD	Toyota MR2 Mk2	9	16:42.33	40.13	70.69	1:48.08	9 72.85
18	31	MRB	Jeff HOLDEN	Toyota MR2 Mk2	9	16:49.34	47.14	70.20	1:50.12	5 71.50
19	52	MRB	Martin LEWIS	Toyots MR2 Mk2	9	16:49.67	47.47	70.18	1:49.59	7 71.84
20	22	MRB	Lee BULLOCK	Toyota MR2 Mk2	9	17:05.72	1:03.52	69.08	1:50.39	9 71.32
21	33	MRB	Tony TAYLOR	Toyota MR2 Mk2	9	17:11.90	1:09.70	68.67	1:51.88	2 70.37
22	89	MRB	David WEAVING	Toyota MR2 Mk2	9	17:12.21	1:10.01	68.65	1:49.71	3 71.76
23	99	MRA	Arthur GILMOUR	Toyota MR2 Mk1	9	17:17.14	1:14.94	68.32	1:52.11	3 70.23
24	98	MRA	Hugh GILMOUR	Toyota MR2 Mk1	9	17:18.00	1:15.80	68.26	1:52.33	3 70.09
25	79	MRA	Jonathan GRIMES	Toyota MR2 Mk1	9	17:21.31	1:19.11	68.05	1:52.55	3 69.95
26	21	MRA	Ben ROWE	Toyota MR2 Mk1	9	17:43.43	1:41.23	66.63	1:53.43	3 69.41
27	43	MRB	John THORNBUR	Toyota MR2 Mk2	8	16:08.98	1 Lap	65.00	1:53.16	6 69.58
28	32	MRB	Steve PEGG	Toyota MR2 Mk2	8	16:27.51	1 Lap	63.78	1:59.36	5 65.96

Fastest Lap

73	MRB	Mark JESSOP	Toyota MR2 Mk2	1:45.31	5	74.76
6	MRC	Alric KITSON	Toyota MR2 Mk3	1:47.22	6	73.43
99	MRA	Arthur GILMOUR	Toyota MR2 Mk1	1:52.11	3	70.23

Weather / Track: Cloudy / Dry

Start Time : 13:41

Cadwell Park Full

11 Jul 09 14:00

Clerk of Course :

Time issued :

Chief Timekeeper : Terry Stevens

[Signature] 14:06

THESE RESULTS REMAIN PROVISIONAL FOR A MINIMUM OF 30 MINUTES FROM THE TIME OF ISSUE AND UNTIL ALL JUDICIAL AND TECHNICAL MATTERS HAVE BEEN SETTLED

Results produced on HS Sports Timing and Results Systems. Results online at www.750MC.co.uk



Provisional Results - Race 4 - Heat

Demon Tweeks / Yokohama Locost Championship

Pl	No	Cl	Name	Car	Laps	Time	Behind	MPH	Best Lap on	MPH
1	43	LC	Simon WOOD	Locost	9	16:40.76		70.80	1:49.16	6 72.13
2	34	LC	Sam BROUGH	Locost	9	16:41.52	0.76	70.75	1:48.85	2 72.33
3	46	LCT	Nicholas MORLEY	Locost	9	16:44.56	3.80	70.54	1:49.05	4 72.20
4	28	LC	David BLACK	Locost	9	16:45.45	4.69	70.47	1:49.13	2 72.15
5	72	LC	Steve KIMBER	Locost	9	16:45.76	5.00	70.45	1:49.17	4 72.12
6	27	LC	Alex VON EHRHEIM	Locost	9	16:46.10	5.34	70.43	1:48.30	4 72.70
7	6	LC	Richard JENKINS	Locost	9	16:50.70	9.94	70.11	1:48.74	5 72.40
8	30	LCT	Lynfel OWEN	Locost	9	16:51.69	10.93	70.04	1:49.36	4 71.99
9	25	LC	Richard DIXON	Locost	9	16:52.13	11.37	70.01	1:49.23	4 72.08
10	56	LC	Brendan DUDLEY	Locost	9	16:52.83	12.07	69.96	1:49.97	2 71.59
11	39	LC	Steve EVANS	Locost	9	16:54.12	13.36	69.87	1:49.94	5 71.61
12	22	LC	James McALLISTER	Locost	9	16:55.16	14.40	69.80	1:49.84	4 71.68
13	40	LC	Paul BRYANT	Locost	9	16:56.87	16.11	69.68	1:48.19	6 72.77
14	67	LC	Ernie GUSHLOW	Locost	9	17:06.05	25.29	69.06	1:50.86	7 71.02
15	52	LC	Matthew GILMOUR	Locost	9	17:06.22	25.46	69.05	1:51.13	4 70.85
16	68	LC	Andy POINTER	Locost	9	17:06.94	26.18	69.00	1:50.43	8 71.30
17	54	LC	David MORROW	Locost	9	17:12.16	31.40	68.65	1:51.32	5 70.73
18	93	LC	Glenn BOYER	Locost	9	17:16.16	35.40	68.39	1:52.40	6 70.05
19	91	LC	Max LEES	Locost	9	17:16.62	35.86	68.36	1:52.29	4 70.11
20	71	LC	Victoria PICKLES	Locost	9	17:16.89	36.13	68.34	1:52.29	6 70.11
21	73	LC	Rob APSEY	Locost	9	17:18.94	38.18	68.20	1:52.49	9 69.99
22	69	LC	Nik AVEYARD	Locost	9	17:41.53	1:00.77	66.75	1:54.61	8 68.70
23	42	LC	Simon IRONSIDE	Locost	9	17:41.74	1:00.98	66.74	1:55.17	7 68.36
24	59	LC	Carl PICKERING	Locost	9	18:17.83	1:37.07	64.54	1:56.26	2 67.72
25	58	LCT	John BUNCE	Locost	9	18:19.39	1:38.63	64.45	1:58.49	9 66.45
26	74	LC	Campbell CASSIDY	Locost	9	18:34.12	1:53.36	63.60	2:00.26	4 65.47
27	37	LC	Barry STUART	Locost	8	16:52.35	1 Lap	62.22	2:02.76	4 64.13
Not-Classified										
	38	LC	Samuel GILL	Locost	8	15:52.72	DNF	66.11	1:54.84	8 68.56
Fastest Lap										
	40	LC	Paul BRYANT	Locost				1:48.19	6 72.77	
	46	LCT	Nicholas MORLEY	Locost				1:49.05	4 72.20	

Weather / Track: Cloudy / Dry

Start Time : 14:06

Cadwell Park Full

11 Jul 09 14:25

Clerk of Course <i>Lee Dym 14.37</i>	Time Issued :	Chief Timekeeper : Terry Stevens
---	---------------	----------------------------------

THESE RESULTS REMAIN PROVISIONAL FOR A MINIMUM OF 30 MINUTES FROM THE TIME OF ISSUE AND UNTIL ALL JUDICIAL AND TECHNICAL MATTERS HAVE BEEN SETTLED

Results produced on HS Sports Timing and Results Systems. Results online at www.750MC.co.uk



Provisional Results - Race 5 - Heat

750 Motor Club Formula Vee Championship

Pl	No	Cl	Name	Car	Laps	Time	Behind	MPH	Best Lap on	MPH
1	3	FV	John HUGHES	Scarab MK5	4	6:40.24		78.68	1:37.29	4 80.93
2	46	FV	Jake OLIVEIRA	Storm DC07	4	6:40.90	0.66	78.56	1:37.87	3 80.45
3	7	FV	Martin FARMER	GAC	4	6:47.18	6.94	77.34	1:39.15	3 79.41
4	6	FV	Peter BELSEY	Spyder Mk2	4	6:47.25	7.01	77.33	1:39.03	3 79.50
5	87	FV	Jenny ANDERSON	GAC 03	4	6:47.53	7.29	77.28	1:39.03	3 79.50
6	10	FV	Steve OUGH	AHS Dominator	4	6:50.76	10.52	76.67	1:39.81	4 78.88
7	39	FV	David JOSEPH	GAC	4	6:56.43	16.19	75.63	1:39.64	2 79.02
8	77	FV	Matthew PERKS	GAC	4	6:56.66	16.42	75.58	1:40.81	4 78.02
9	35	FVB	Ian FOLEY	Scarab Mk2	4	6:57.67	17.43	75.40	1:41.38	3 77.66
10	69	FVB	Robert COWBURN	Sheane	4	6:58.87	18.43	76.22	1:41.16	4 77.83
11	12	FV	Paul TAYLOR	GAC 2008	4	6:59.51	19.27	75.07	1:41.10	4 77.88
12	60	FV	Robert HIGGINS	Storm S1	4	7:12.85	32.61	72.76	1:44.68	4 75.27
13	61	FV	Graham GANT	WEV	4	7:14.72	34.48	72.44	1:45.27	2 74.79
14	32	FVB	Alan ROBINSON	Leystone	4	7:15.05	34.81	72.39	1:44.10	4 75.63
15	97	FV	Perry TUBB	Pirtek Merauder	4	7:23.64	43.40	70.99	1:47.29	3 73.38
16	26	FV	Peter ANDREWS	Sheane Mk2	4	7:28.34	48.10	70.24	1:48.17	2 72.78
17	36	FV	Mike HATTON	AHS Challenger	4	7:29.39	49.15	70.08	1:48.77	3 72.38
18	50	FV	Roger THOMPSON	Scarab Mk3	4	7:51.12	1:10.88	66.85	1:52.88	2 69.74
19	29	FV	Chris WILSHER	Sheane FV97	4	7:53.98	1:13.72	68.45	1:54.56	4 68.73
20	23	FV	Sam ENGINEER	Sheane Mk2	4	7:54.33	1:14.09	68.39	1:52.81	3 69.79
21	44	FV	Andrew PERKS	GAC	4	8:02.15	1:21.91	65.32	1:50.46	4 71.28

Not-Classified

38	FV	Richard POTTERTON	Scarab Mk2	4	6:58.24	NCF	75.30	1:41.47	4 77.59
76	FVB	Tom KEMP	AHS Challenger	3	5:35.57	DNF	70.39	1:44.02	3 76.69
21	FVB	Tim HILL	Sheane Mk3	2	3:41.74	DNF	71.01	1:45.16	2 74.87

Non-Starters

22	FV	Ben ANDERSON	GAC 1							
9	FV	Stephen GLASSWELL	Storm							

Fastest Lap

3	FV	John HUGHES	Scarab MK5					1:37.29	4 80.93
69	FVB	Robert COWBURN	Sheane					1:41.16	4 77.83

Red Flag @ 8m 47s. No 38 not running at time of red flag.

Weather / Track: Cloudy / Dry

Start Time : 14:38

Cadwell Park Full

11 Jul 09 14:51

Clerk of Course

Car Oly 15.12

Time Issued :

Chief Timekeeper : Terry Stevens

THESE RESULTS REMAIN PROVISIONAL FOR A MINIMUM OF 30 MINUTES FROM THE TIME OF ISSUE AND UNTIL ALL JUDICIAL AND TECHNICAL MATTERS HAVE BEEN SETTLED

Results produced on HS Sports Timing and Results Systems. Results online at www.750MC.co.uk



Provisional Results - Race 6

VAG Trophy

Pl	No	Cl	Name	Car	Laps	Time	Behind	MPH	Best Lap on	MPH
1	70	VTA	Tom ANDREW	Seat Leon	9	15:39.86		75.39	1:42.54	5 76.78
2	45	VTA	Len SIMPSON	VW Vento	9	16:04.09	24.23	73.50	1:44.46	2 75.37
3	3	VTD	John MAWDSLEY	VW Golf GTi Mk2	9	16:48.15	1:08.29	70.29	1:49.51	4 71.89
4	1	VTB	Ian CARVELL	VW Scirocco	9	16:53.00	1:13.14	69.95	1:50.98	6 70.94
5	12	VTD	Kevin GLOVER	VW Golf GTi Mk2	9	16:53.42	1:13.56	69.92	1:50.91	6 70.99
6	25	VTD	Andrew WARNES	VW Golf GTi Mk2	9	17:18.10	1:38.24	68.26	1:53.38	6 69.44
7	62	VTD	Andy HOLLEY	VW Golf GTi Mk2	9	17:24.89	1:45.03	67.81	1:53.52	6 69.36
8	80	VTB	Malcolm WEBSTER	VW Golf GTi Mk2	9	17:29.63	1:49.77	67.51	1:53.93	4 69.11
9	43	VTD	Craig DEAKIN	VW Golf GTi Mk2	8	16:14.48	1 Lap	64.64	1:59.13	8 66.09

Not-Classified

61	VTB	John HILLON	VW Golf GTi Mk2	7	13:01.79	DNF	70.50	1:49.84	2 71.68
30	VTD	Andy STENNING	VW Golf GTi Mk2	0		Starter	0.00		

Non-Starters

66	VTD	Darron BEDFORD	VW Golf GTi Mk2
69	VTA	Grantley WOODHATCH	VW Vento
9	VTB	Ken LARK	VW Corrado

Fastest Lap

70	VTA	Tom ANDREW	Seat Leon	1:42.54	5	76.78
3	VTD	John MAWDSLEY	VW Golf GTi Mk2	1:49.51	4	71.89 Rec
61	VTB	John HILLON	VW Golf GTi Mk2	1:49.84	2	71.68

Weather / Track: Cloudy / Dry

Start Time : 15:03

Cadwell Park Full

11 Jul 09 15:21

Clerk of Course:

Con Whyte 15:52

Time Issued :

Chief Timekeeper : Terry Stevens

THESE RESULTS REMAIN PROVISIONAL FOR A MINIMUM OF 30 MINUTES FROM THE TIME OF ISSUE AND UNTIL ALL JUDICIAL AND TECHNICAL MATTERS HAVE BEEN SETTLED

Results produced on HS Sports Timing and Results Systems. Results online at www.750MC.co.uk



Provisional Results - Race 7

750 Motor Club 750 Trophy Series

Pl	No	Cl	Name	Car	Laps	Time	Behind	MPH	Best Lap on	MPH
1	20	TC	Paul MASON	Hague	8	15:09.48		69.25	1:49.67	3 71.79
2	27	TC	Grahame WEETMAN	DNC	8	15:33.07	23.59	67.50	1:52.96	2 69.70
3	1	TC	Don RAWSON	Rawson Climax	8	15:48.95	39.47	66.37	1:56.57	3 67.64
4	3	TC	David LARKINS	Gorrell Rellant	8	15:57.04	47.56	65.81	1:52.63	8 69.90
5	42	TC	Richard REEVE	Lotus Mk6	8	16:47.91	1:38.43	62.49	2:03.41	5 63.80
6	71	TC	Nicola HARNESS	Rapide	8	17:17.89	2:08.41	60.69	2:07.09	2 61.95
7	26	TA	Keith WHITBY	Austin 7 Mason Special	7	16:32.19	1 Lap	55.55	2:16.44	7 57.70
8	35	TC	Michael O'MAHONY	Maitresse Special	6	16:32.62	2 Laps	50.65	2:30.97	6 52.15
Not-Classified										
	13	TC	Gregan THRUSTON	DNC	0		Starter	0.00		
	15	TI	Ron WELSH	Lotus Mk6	0		Starter	0.00		
	5	TC	David BRAND	Rawson	0		Starter	0.00		
Non-Starters										
	55	TC	Roger ROWE	RWR						
Fastest Lap										
	20	TC	Paul MASON	Hague				1:49.67	3	71.79 Rec
	26	TA	Keith WHITBY	Austin 7 Mason Special				2:16.44	7	57.70

Weather / Track: Cloudy / Dry

Start Time : 15:31

Cadwell Park Full

11 Jul 09 15:49

Clerk of Course :

Time Issued :

Chief Timekeeper : Terry Stevens

THESE RESULTS REMAIN PROVISIONAL FOR A MINIMUM OF 30 MINUTES FROM THE TIME OF ISSUE AND UNTIL ALL JUDICIAL AND TECHNICAL MATTERS HAVE BEEN SETTLED

Results produced on HS Sports Timing and Results Systems. Results online at www.750MC.co.uk



Provisional Results - Race 8

750 Motor Club MR2 Championship

Pl	No	Cl	Name	Car	Laps	Time	Behind	MPH	Best Lap on	MPH
1	73	MRB	Mark JESSOP	Toyota MR2 Mk2	9	16:00.54		73.77	1:44.99	7 74.99
2	28	MRB	Zac CHAPMAN	Toyota MR2 Mk2	9	16:02.15	1.61	73.65	1:45.52	6 74.61
3	6	MRC	Alric KITSON	Toyota MR2 Mk3	9	16:14.28	13.74	72.73	1:46.74	2 73.76
4	58	MRB	Steve LUMLEY	Toyota MR2 Mk2	9	16:14.90	14.36	72.68	1:46.40	3 74.00
5	66	MRB	Peter TAYLOR	Toyota MR2 Mk2	9	16:20.46	19.92	72.27	1:47.00	6 73.58
6	55	MRB	Andrel BGATOV	Toyota MR2 Mk2	9	16:23.39	22.85	72.06	1:46.61	6 73.85
7	26	MRB	David HENDERSON	Toyota MR2 Mk2	9	16:24.18	23.64	72.00	1:47.21	7 73.44
8	77	MRB	John WILSON	Toyota MR2 Mk2	9	16:31.08	30.54	71.50	1:47.21	6 73.44
9	76	MRC	Patrick MORTELL	Toyota MR2 Mk3 Roadster	9	16:33.34	32.80	71.33	1:47.88	3 72.98
10	64	MRB	Matthew MARSH	Toyota MR2 Mk2	9	16:37.53	36.99	71.03	1:47.16	4 73.47
11	25	MRB	Clive MORPHETT	Toyota MR2 Mk2	9	16:47.97	47.43	70.30	1:49.37	8 71.99
12	89	MRB	David WEAVING	Toyota MR2 Mk2	9	16:51.92	51.38	70.02	1:49.16	3 72.13
13	22	MRB	Lee BULLOCK	Toyota MR2 Mk2	9	16:52.21	51.67	70.00	1:49.48	4 71.91
14	78	MRC	Rowland WOOLLEY	Toyota MR2 Mk3	9	16:52.60	52.06	69.98	1:49.44	4 71.94
15	50	MRB	Gu HEFFORD	Toyota MR2 Mk2	9	16:53.01	52.47	69.95	1:48.81	5 72.36
16	31	MRB	Jeff HOLDEN	Toyota MR2 Mk2	9	16:54.95	54.41	69.82	1:49.79	4 71.71
17	52	MRB	Martin LEWIS	Toyots MR2 Mk2	9	16:55.18	54.64	69.80	1:49.26	4 72.06
18	33	MRB	Tony TAYLOR	Toyota MR2 Mk2	9	17:06.70	1:06.16	69.02	1:51.15	3 70.83
19	68	MRB	Alexander LENNON	Toyota MR2 Mk2	9	17:08.04	1:07.50	68.93	1:49.17	4 72.12
20	30	MRB	Rob HORSFIELD	Toyota MR2 Mk2	9	17:08.56	1:08.02	68.89	1:48.24	4 72.74
21	98	MRA	Hugh GILMOUR	Toyota MR2 Mk1	9	17:15.16	1:14.62	68.45	1:52.38	4 70.06
22	99	MRA	Arthur GILMOUR	Toyota MR2 Mk1	9	17:15.43	1:14.89	68.43	1:52.36	4 70.07
23	79	MRA	Jonathan GRIMES	Toyota MR2 Mk1	9	17:29.05	1:28.51	67.55	1:53.20	3 69.55
24	43	MRB	John THORNBER	Toyota MR2 Mk2	9	17:42.90	1:42.36	66.67	1:53.10	8 69.61
25	32	MRB	Steve PEGG	Toyota MR2 Mk2	8	16:15.95	1 Lap	64.54	1:59.36	6 65.96
Not-Classified										
	9	MRB	Alan HENDERSON	Toyota MR2 Mk2	4	7:15.03	DNF	72.39	1:46.15	3 74.17
	21	MRA	Ben ROWE	Toyota MR2 Mk1	3	6:05.01	DNF	64.71	1:55.39	2 68.23
	95	MRB	Anthony DAY	Toyota MR2 Mk2	2	4:15.92	DNF	61.53	1:54.03	1 69.04
Fastest Lap										
	73	MRB	Mark JESSOP	Toyota MR2 Mk2					1:44.99	7 74.99
	6	MRC	Alric KITSON	Toyota MR2 Mk3					1:46.74	2 73.76
	99	MRA	Arthur GILMOUR	Toyota MR2 Mk1					1:52.36	4 70.07

Weather / Track: Cloudy / Dry

Start Time : 15:57

Cadwell Park Full

11 Jul 09 16:16

Clerk of Course :

Car-Dep 16.47.

Time Issued :

Chief Timekeeper : Terry Stevens

THESE RESULTS REMAIN PROVISIONAL FOR A MINIMUM OF 30 MINUTES FROM THE TIME OF ISSUE AND UNTIL ALL JUDICIAL AND TECHNICAL MATTERS HAVE BEEN SETTLED

Results produced on HS Sports Timing and Results Systems. Results online at www.750MC.co.uk



Provisional Results - Race 9 - Final (Restart)

Demon Tweeks / Yokohama Locost Championship

Pl	No	Cl	Name	Car	Laps	Time	Behind	MPH	Best Lap on	MPH
1	8	LCB	Matt CHERRINGTON	Locost	4	7:22.77		71.13	1:48.41	2 72.62
2	1	LC	David BARTHOLOMEW	Locost	4	7:23.55	0.78	71.00	1:48.76	4 72.39
3	12	LCT	Ed PITHER	Locost	4	7:24.22	1.45	70.89	1:48.80	2 72.36
4	60	LCT	Sam BRADLEY	Locost	4	7:28.76	5.99	70.18	1:48.87	2 72.32
5	77	LC	James PINKERTON	Locost	4	7:30.91	8.14	69.84	1:49.29	2 72.04
6	47	LC	Robert PALIN	Locost	4	7:30.95	8.18	69.84	1:49.93	2 71.62
7	46	LCT	Nicholas MORLEY	Locost	4	7:31.51	8.74	69.75	1:49.80	2 71.70
8	48	LC	Tom COLLER	Locost	4	7:32.64	9.87	69.58	1:48.96	2 72.26
9	27	LC	Alex VON EHRHEIM	Locost	4	7:38.91	16.14	68.63	1:50.54	3 71.22
10	25	LC	Richard DIXON	Locost	4	7:39.79	17.02	68.49	1:51.94	4 70.33
11	72	LC	Steve KIMBER	Locost	4	7:41.46	18.69	68.25	1:51.78	4 70.43
12	39	LC	Steve EVANS	Locost	4	7:43.41	20.64	67.96	1:51.75	3 70.45
13	52	LC	Matthew GILMOUR	Locost	4	7:45.96	23.19	67.59	1:52.74	3 69.84
14	67	LC	Ernie GUSHLOW	Locost	4	7:46.22	23.45	67.55	1:53.56	3 69.33
15	30	LCT	Lynfel OWEN	Locost	4	7:58.68	35.91	65.79	1:51.64	3 70.52
16	15	LC	Jason GIBBONS	Locost	4	8:17.70	54.93	63.28	1:52.63	2 69.90

Not-Classified

56	LC	Brendan DUDLEY	Locost	2	3:54.32	DNF	67.20	1:53.33	2 69.47
4	LC	Scott MITTELL	Locost	1	1:58.11	DNF	66.66	1:54.24	1 68.92
22	LC	James McALLISTER	Locost	0		Starter	0.00		
28	LC	David BLACK	Locost	0		Starter	0.00		
3	LC	Alastair GARRATT	Locost	0		Starter	0.00		
34	LC	Sam BROUGH	Locost	0		Starter	0.00		
40	LC	Paul BRYANT	Locost	0		Starter	0.00		
43	LC	Simon WOOD	Locost	0		Starter	0.00		
57	LCT	Nick LEAR	Locost	0		Starter	0.00		
6	LC	Richard JENKINS	Locost	0		Starter	0.00		
87	LC	Daniel SIBBONS	Locost	0		Starter	0.00		
9	LC	Mark GLOVER	Locost	0		Starter	0.00		

Fastest Lap

8	LCB	Matt CHERRINGTON	Locost				1:48.41	2 72.62
1	LC	David BARTHOLOMEW	Locost				1:48.76	4 72.39
12	LCT	Ed PITHER	Locost				1:48.80	2 72.36

2-part race. No 3, 9, 22, 28, 34, 43, 87 took first start.

Weather / Track:

Start Time : 16:45

Cadwell Park Full

11 Jul 09 16:55

Clerk of Course :

Time Issued :

Chief Timekeeper : Terry Stevens

Coller 17:05

THESE RESULTS REMAIN PROVISIONAL FOR A MINIMUM OF 30 MINUTES FROM THE TIME OF ISSUE AND UNTIL ALL JUDICIAL AND TECHNICAL MATTERS HAVE BEEN SETTLED

Results produced on HS Sports Timing and Results Systems. Results online at www.750MC.co.uk



Provisional Results - Race 10 - Final

750 Motor Club Formula Vee Championship

Pl	No	Cl	Name	Car	Laps	Time	Behind	MPH	Best Lap on	MPH	
1	33	FV	Sam OLIVEIRA	Sheane 91	9	14:41.68		80.37	1:36.23	5	81.82
2	2	FV	Paul SMITH	Dominator 01	9	14:47.47	5.79	79.84	1:37.20	3	81.00
3	46	FV	Jake OLIVEIRA	Storm DC07	9	14:51.15	9.47	79.51	1:36.89	6	81.26
4	3	FV	John HUGHES	Scarab Mk5	9	14:52.17	10.49	79.42	1:37.33	8	80.89
5	63	FV	Dave HODKIN	AHS Challenger	9	14:59.04	17.36	78.82	1:37.78	5	80.52
6	27	FV	Declan McDONNELL	GAC	9	15:00.59	18.91	78.68	1:38.06	8	80.29
7	1	FV	Daniel HANDS	GAC 001	9	15:00.83	19.15	78.66	1:38.23	8	80.15
8	6	FV	Peter BELSEY	Spyder Mk2	9	15:05.46	23.78	78.26	1:38.43	6	79.99
9	7	FV	Martin FARMER	GAC	9	15:05.89	24.21	78.22	1:38.80	6	79.69
10	10	FV	Steve OUGH	AHS Dominator	9	15:13.47	31.79	77.57	1:39.09	4	79.46
11	87	FV	Jenny ANDERSON	GAC 03	9	15:18.11	36.43	77.18	1:39.25	4	79.33
12	39	FV	David JOSEPH	GAC	9	15:19.24	37.56	77.08	1:40.11	9	78.65
13	69	FVB	Robert COWBURN	Sheane	9	15:34.41	52.73	75.83	1:41.75	2	77.38
14	51	FV	Graham GANT	WEV	9	15:43.96	1:02.28	75.07	1:42.62	7	76.72
15	32	FVB	Alan ROBINSON	Leastone	9	15:44.73	1:03.05	75.00	1:42.83	8	76.57
16	60	FV	Robert HIGGINS	Storm S1	9	16:03.61	1:21.93	73.53	1:44.15	5	75.59
17	97	FV	Perry TUBB	Pirtek Merauder	9	16:17.19	1:35.51	72.51	1:46.06	8	74.23
18	36	FV	Mike HATTON	AHS Challenger	8	14:49.19	1 Lap	70.83	1:48.70	5	72.43
19	44	FV	Andrew PERKS	GAC	8	14:49.26	1 Lap	70.83	1:46.65	8	73.82
20	50	FV	Roger THOMPSON	Scarab Mk3	8	14:55.81	1 Lap	70.31	1:48.86	7	72.32
21	26	FV	Peter ANDREWS	Sheane Mk2	8	14:59.16	1 Lap	70.05	1:47.63	4	73.15
22	29	FV	Chris WILSHER	Sheane FV97	8	15:36.88	1 Lap	67.23	1:53.85	4	69.15
23	23	FV	Sam ENGINEER	Sheane Mk2	8	15:46.49	1 Lap	66.55	1:54.93	4	68.50
Not-Classified											
12	FV	Paul TAYLOR	GAC 2008	5	8:47.05	DNF	74.69	1:42.72	5	76.65	
Non-Starters											
35	FVB	Ian FOLEY	Scarab Mk2								
77	FV	Matthew PERKS	GAC								
Fastest Lap											
33	FV	Sam OLIVEIRA	Sheane 91					1:36.23	5	81.82	
69	FVB	Robert COWBURN	Sheane					1:41.75	2	77.38	

Weather / Track: Cloudy / Dry

Start Time : 17:18

Cadwell Park Full

11 Jul 09 17:34

Clerk of Course :	Time Issued :	Chief Timekeeper : Terry Stevens
<i>[Signature]</i> 17.40		

THESE RESULTS REMAIN PROVISIONAL FOR A MINIMUM OF 30 MINUTES FROM THE TIME OF ISSUE AND UNTIL ALL JUDICIAL AND TECHNICAL MATTERS HAVE BEEN SETTLED

Results produced on HS Sports Timing and Results Systems. Results online at www.750MC.co.uk



Provisional Results - Race 11 - Heat

Demon Tweeks / Yokohama Locost Championship

Pl	No	Cl	Name	Car	Laps	Time	Behind	MPH	Best Lap on	MPH
1	6	LC	Richard JENKINS	Locost	8	14:50.66		70.72	1:49.77	2 71.72
2	43	LC	Simon WOOD	Locost	8	14:50.88	0.22	70.70	1:49.82	7 71.69
3	28	LC	David BLACK	Locost	8	14:52.04	1.38	70.61	1:49.58	4 71.85
4	72	LC	Steve KIMBER	Locost	8	14:52.26	1.60	70.59	1:49.06	7 72.19
5	9	LC	* Mark GLOVER	Locost	8	14:54.47	3.81	70.42	1:49.85	3 71.67
6	30	LCT	Lynfel OWEN	Locost	8	15:02.31	11.65	69.80	1:50.42	3 71.30
7	39	LC	Steve EVANS	Locost	8	15:03.05	12.39	69.75	1:49.94	3 71.61
8	25	LC	Richard DIXON	Locost	8	15:03.65	12.99	69.70	1:50.29	4 71.39
9	46	LCT	Nicholas MORLEY	Locost	8	15:04.00	13.34	69.67	1:49.01	7 72.22
10	68	LC	Andy POINTER	Locost	8	15:04.46	13.80	69.64	1:50.12	3 71.50
11	52	LC	Matthew GILMOUR	Locost	8	15:10.59	19.93	69.17	1:50.88	3 71.01
12	93	LC	Glenn BOYER	Locost	8	15:12.62	21.96	69.02	1:51.26	3 70.76
13	67	LC	Ernie GUSHLOW	Locost	8	15:17.96	27.30	68.61	1:51.43	6 70.66
14	71	LC	Victoria PICKLES	Locost	8	15:20.33	29.67	68.44	1:52.29	5 70.11
15	73	LC	Rob APSEY	Locost	8	15:21.14	30.48	68.38	1:51.71	3 70.48
16	91	LC	Max LEES	Locost	8	15:28.95	38.29	67.80	1:53.07	3 69.63
17	69	LC	Nik AVEYARD	Locost	8	15:40.41	49.75	66.98	1:55.05	3 68.43
18	74	LC	Campbell CASSIDY	Locost	8	15:45.53	54.87	66.61	1:53.64	8 69.28
19	38	LC	Samuel GILL	Locost	8	15:46.15	55.49	66.57	1:55.73	7 68.03
20	42	LC	Simon IRONSIDE	Locost	8	15:47.68	57.02	66.46	1:55.41	8 68.22
21	58	LCT	John BUNCE	Locost	8	16:12.28	1:21.62	64.78	1:57.84	8 66.81
22	59	LC	Carl PICKERING	Locost	8	16:34.15	1:43.49	63.36	1:57.65	4 66.92

Not-Classified

40	LC	Paul BRYANT	Locost	5	9:20.38	DNF	70.25	1:50.08	4 71.52
37	LC	Barry STUART	Locost	3	6:32.13	DNF	60.23	2:05.91	2 62.53
54	LC	David MORROW	Locost	2	3:58.33	DNF	66.07	1:52.45	2 70.02

Non-Starters

22	LC	James McALLISTER	Locost
34	LC	Sam BROUGH	Locost
56	LC	Brendan DUDLEY	Locost

Fastest Lap

46	LCT	Nicholas MORLEY	Locost				1:49.01	7 72.22
72	LC	Steve KIMBER	Locost				1:49.06	7 72.19

No 9 - NO TRANSPONDER. No 46 - no transponder signal on last lap.

Weather / Track: Cloudy / Dry

Start Time : 10:47

Cadwell Park Full

12 Jul 09 11:05

Clery of Course :

Time Issued :

Chief Timekeeper : Terry Stovons

THESE RESULTS REMAIN PROVISIONAL FOR A MINIMUM OF 30 MINUTES FROM THE TIME OF ISSUE AND UNTIL ALL JUDICIAL AND TECHNICAL MATTERS HAVE BEEN SETTLED

Results produced on HS Sports Timing and Results Systems. Results online at www.750MC.co.uk



Provisional Results - Race 13

750 Motor Club Toyo Tires Golf GTi Championship

Pl	No	Cl	Name	Car	Laps	Time	Behind	MPH	Best Lap on	MPH
1	65	VW2	Luke SCHLEWITZ	VW Golf GTi Mk2	9	16:28.30		71.70	1:48.46	2 72.59
2	51	VW2	Simon HILL	VW Golf GTi Mk2	9	16:33.18	4.88	71.35	1:49.15	7 72.13
3	3	VW2	John MAWDSLEY	VW Golf GTi Mk2	9	16:36.97	8.67	71.07	1:49.24	6 72.07
4	2	VW1	Craig ROBERTS	VW Golf GTi Mk2	9	16:43.73	15.43	70.60	1:50.06	4 71.54
5	85	VW1	James BARK	VW Golf GTi Mk2	9	16:44.11	15.81	70.57	1:49.87	3 71.66
6	61	VW2	John HILLON	VW Golf GTi Mk2	9	16:46.47	17.17	70.47	1:50.01	3 71.57
7	12	VW1	Kevin GLOVER	VW Golf GTi Mk2	9	16:48.26	19.96	70.28	1:50.17	2 71.46
8	4	VW1	Luke WALES	VW Golf GTi Mk2	9	16:48.41	20.11	70.27	1:50.24	2 71.42
9	28	VW2	James COLBOURNE	VW Golf GTi Mk2	9	16:56.28	27.98	69.72	1:50.21	5 71.44
10	24	VW2	Josh JOHNSON	VW Golf GTi Mk2	9	16:56.79	28.49	69.69	1:50.40	5 71.32
11	36	VW1	Matthew WELLER	VW Golf GTi Mk2	9	17:06.11	37.81	69.06	1:50.14	5 71.48
12	93	VW2	Mark REYNOLDS	VW Golf GTi Mk2	9	17:11.40	43.10	68.70	1:50.92	7 70.98
13	34	VW2	Charles GODFREY	VW Golf GTi Mk2	9	17:17.60	49.30	68.29	1:51.95	6 70.33
14	25	VW2	Andrew WARNES	VW Golf GTi Mk2	9	17:18.33	50.03	68.24	1:52.70	9 69.86
15	70	VW2	Tony MARLOW	VW Golf GTi Mk2	9	17:33.12	1:04.82	67.28	1:53.52	8 69.36
16	66	VW2	Darren BEDFORD	VW Golf GTi Mk2	9	17:33.60	1:05.30	67.25	1:52.47	6 70.00
17	42	VW1	Dawn BOYD	VW Golf GTi Mk2	9	17:35.27	1:06.97	67.15	1:54.30	9 68.88
18	89	VW1	Sebastian PALMER	VW Golf GTi Mk2	9	17:37.03	1:08.73	67.04	1:54.06	7 69.03
19	19	VW1	Susanna KENNISTON	VW Golf GTi Mk2	9	17:38.50	1:10.20	66.94	1:54.25	6 68.91
20	62	VW1	Andy HOLLEY	VW Golf GTi Mk2	9	17:38.84	1:10.54	66.92	1:54.41	7 68.82
21	35	VW1	Jamie BUTCHER	VW Golf GTi Mk2	9	17:38.96	1:10.66	66.91	1:54.22	5 68.93
22	29	VW2	Alistair SEDWELL	VW Golf GTi Mk2	9	17:55.05	1:26.75	65.91	1:53.70	8 69.25
23	43	VW1	Craig DEAKIN	VW Golf GTi Mk2	9	17:57.04	1:28.74	65.79	1:56.53	8 67.56
24	22	VW1	Mark CHRISTOPHER	VW Golf GTi Mk2	9	18:15.50	1:47.20	64.68	1:58.13	9 66.65
25	26	VW1	Antony THEAKER	VW Golf GTi Mk2	9	18:16.05	1:47.75	64.65	1:56.60	6 67.52

Not-Classified

30	VW2	Andy STENNING	VW Golf GTi Mk2	5	10:01.52	DNF	65.44	1:54.13	3 68.98
50	VW1	Poter HAYNES	VW Golf GTi Mk2	0		Starter	0.00		
68	VW2	Verity YOUNG	VW Golf GTi Mk2	0		Starter	0.00		

Fastest Lap

65	VW2	Luke SCHLEWITZ	VW Golf GTi Mk2				71.70	1:48.46	2 72.59 Rec
85	VW1	James BARK	VW Golf GTi Mk2				70.57	1:49.87	3 71.66 Rec

Weather / Track: Cloudy / Dry

Start Time : 11:54

Cadwell Park Full

12 Jul 09 12:13

Clerk of Course :

Lucho 12.49.

Time Issued :

Chief Timekeeper : Terry Stevens

THESE RESULTS REMAIN PROVISIONAL FOR A MINIMUM OF 30 MINUTES FROM THE TIME OF ISSUE AND UNTIL ALL JUDICIAL AND TECHNICAL MATTERS HAVE BEEN SETTLED

Results produced on HS Sports Timing and Results Systems. Results online at www.750MC.co.uk



Provisional Results - Race 14

750 Motor Club Kit Car Championship

Pl	No	Cl	Name	Car	Laps	Time	Behind	MPH	Best Lap on	MPH
1	2	KCB	Gary GOODYEAR	Raw Fulcrum	12	19:58.48		78.83	1:38.09	7 80.27
2	71	KCB	Mark ALEXANDER-WILLIAMS	Sylva Phoenix	12	19:59.11	0.63	78.79	1:36.99	11 81.18
3	1	KCC	Andy HILEY	Taydec Mk2	12	20:15.33	16.85	77.74	1:38.28	5 80.11
4	24	KCC	Guy HUSSEY	RAW Striker	12	20:15.79	17.31	77.71	1:39.54	11 79.10
5	69	KCC	Alex JULLIEN	Sylva Phoenix	12	20:16.10	17.62	77.69	1:38.55	7 79.89
6	6	KCA	John MOORE	Sylva Phoenix	12	20:19.95	21.47	77.44	1:39.34	12 79.26
7	86	KCC	Stephen BELL	Sylva Striker	12	20:20.96	22.48	77.38	1:39.47	10 79.15
8	4	KCA	Nigel BROWN	Sylva Phoenix	12	20:45.04	46.56	75.88	1:41.16	8 77.83
9	9	KCB	Ian KEMPSON	MK Indy	12	20:45.81	47.33	75.84	1:41.45	8 77.61
10	33	KCA	Stephen WARD	Raw Striker	12	20:46.46	47.98	75.80	1:40.11	10 78.65
11	64	KCC	Anton LANDON	Cyana MX500R	12	20:50.44	51.96	75.56	1:41.26	9 77.75
12	47	KCB	Bruce BROWN	Luego Velocity	11	20:37.17	1 Lap	70.00	1:49.95	3 71.61
13	27	KCC	David ROBERTS	Sylva Phoenix	11	21:17.28	1 Lap	67.80	1:53.27	8 69.51

Not-Classified

28	KCC	Paul ARBER	Sylva Striker	5	10:05.00	DNF	65.07	1:57.88	4 66.79
39	KCC	Chris SCOPES	Fisher Fury	5	8:43.72	DNF	75.17	1:41.24	4 77.77
54	KCC	Andrew WARD	Sylva Phoenix	5	8:44.14	DNF	75.11	1:40.68	4 78.20
22	KCC	Martin TYMAN	Taydec	1	2:40.25	DNF	49.13	2:34.01	1 51.12
75	KCA	Matthew LEWIS	MNR Vortex	0		Starter	0.00		

Fastest Lap

71	KCB	Mark ALEXANDER-WILLIAMS	Sylva Phoenix				1:36.99	11 81.18
1	KCC	Andy HILEY	Taydec Mk2				1:38.28	5 80.11
6	KCA	John MOORE	Sylva Phoenix				1:39.34	12 79.26

Weather / Track: Cloudy / Dry

Start Time : 12:21

Cadwell Park Full

12 Jul 09 12:44

Clerk of Course : <i>Tom Owen</i> 13.01	Time Issued :	Chief Timekeeper : Torry Stevens
--	---------------	----------------------------------

THESE RESULTS REMAIN PROVISIONAL FOR A MINIMUM OF 30 MINUTES FROM THE TIME OF ISSUE AND UNTIL ALL JUDICIAL AND TECHNICAL MATTERS HAVE BEEN SETTLED

Results produced on HS Sports Timing and Results Systems. Results online at www.750MC.co.uk



Provisional Results - Race 15 - Final

Demon Tweeks / Yokohama Locost Championship

Pl	No	Cl	Name	Car	Laps	Time	Behind	MPH	Best Lap on	MPH
1	8	LCB	Matt CHERRINGTON	Locost	9	16:33.07		71.35	1:48.47	8 72.58
2	12	LCT	Ed PITHER	Locost	9	16:36.71	3.64	71.09	1:48.07	7 72.85
3	1	LC	David BARTHOLOMEW	Locost	9	16:36.77	3.70	71.09	1:48.47	7 72.58
4	27	LC	Alex VON EHRHEIM	Locost	9	16:39.01	5.94	70.93	1:48.20	7 72.77
5	48	LC	Tom COLLER	Locost	9	16:40.12	7.05	70.85	1:47.98	3 72.91
6	47	LC	Robert PALIN	Locost	9	16:41.81	8.74	70.73	1:48.45	4 72.60
7	3	LC	Alastair GARRATT	Locost	9	16:43.30	10.23	70.63	1:48.39	8 72.64
8	87	LC	Daniel SIBBONS	Locost	9	16:43.78	10.71	70.59	1:48.60	4 72.56
9	6	LC	Richard JENKINS	Locost	9	16:45.03	11.96	70.50	1:49.30	6 72.03
10	43	LC	Simon WOOD	Locost	9	16:45.41	12.34	70.48	1:48.69	4 72.44
11	72	LC	Steve KIMBER	Locost	9	16:56.72	23.65	69.69	1:48.90	4 72.30
12	15	LC	Jason GIBBONS	Locost	9	16:58.56	25.49	69.57	1:49.86	3 71.67
13	28	LC	David BLACK	Locost	9	17:19.87	46.80	68.14	1:50.45	4 71.28
14	30	LCT	Lynfel OWEN	Locost	9	17:22.08	49.01	68.00	1:51.03	4 70.91
15	25	LC	Richard DIXON	Locost	9	17:23.20	50.13	67.92	1:51.02	4 70.92
16	68	LC	Andy POINTER	Locost	9	17:23.51	50.44	67.90	1:51.05	4 70.90
17	9	LC	Mark GLOVER	Locost	9	17:24.07	51.00	67.87	1:50.12	3 71.50
18	71	LC	Victoria PICKLES	Locost	9	17:29.62	56.55	67.51	1:52.65	5 69.89
19	93	LC	Glenn BOYER	Locost	9	17:30.63	57.56	67.44	1:52.08	7 70.25
20	67	LC	Ernie GUSHLOW	Locost	9	17:41.29	1:08.22	66.77	1:51.32	2 70.73
21	73	LC	Rob APSEY	Locost	9	17:42.00	1:08.93	66.72	1:51.80	2 70.42
22	60	LCT	Sam BRADLEY	Locost	9	17:45.28	1:12.21	66.52	1:49.60	6 71.84
23	91	LC	Max LEES	Locost	9	17:56.51	1:23.44	65.82	1:54.32	2 68.87

Not-Classified

77	LC	James PINKERTON	Locost	8	15:16.54	DNF	68.72	1:49.26	6 72.06
39	LC	Steve EVANS	Locost	7	13:20.91	DNF	68.81	1:49.97	3 71.59
46	LCT	Nicholas MORLEY	Locost	5	9:30.83	DNF	68.96	1:50.00	3 71.57
4	LC	Scott MITTELL	Locost	4	7:27.87	DNF	70.32	1:48.85	4 72.33
52	LC	Matthew GILMOUR	Locost	3	5:54.55	DNF	66.62	1:51.24	2 70.78

Non-Starters

57	LCT	Nick LEAR	Locost
----	-----	-----------	--------

Fastest Lap

48	LC	Tom COLLER	Locost	1:47.98	3 72.91
12	LCT	Ed PITHER	Locost	1:48.07	7 72.85
8	LCB	Matt CHERRINGTON	Locost	1:48.47	8 72.58

Weather / Track:

Start Time : 13:36

Cadwell Park Full

12 Jul 09 13:55

Clerk of Course :

Coller 14:04

Time Issued :

Chief Timekeeper : Terry Stevens

THESE RESULTS REMAIN PROVISIONAL FOR A MINIMUM OF 30 MINUTES FROM THE TIME OF ISSUE AND UNTIL ALL JUDICIAL AND TECHNICAL MATTERS HAVE BEEN SETTLED

Results produced on HS Sports Timing and Results Systems. Results online at www.750MC.co.uk



Provisional Results - Race 16

Premier Choice Group 750 Formula Championship

Pl	No	Cl	Name	Car	Laps	Time	Behind	MPH	Best Lap on	MPH
1	3	F7	Mick HARRIS	Darvi 877	9	15:28.33		76.33	1:39.86	8 78.84
2	69	F7B	Colin WOLSTENHOLME	Darvi Mk5	9	16:55.06	26.73	74.19	1:42.96	9 76.47
3	12	F7	Bill RUTTER	Darvi Mk5B	9	16:55.58	27.25	74.15	1:42.87	6 76.54
4	55	F7	Roger ROWE	Centaur Mk20	9	16:55.95	27.62	74.12	1:42.95	9 76.48
5	5	F7	Bob SIMPSON	SS/F	9	16:10.11	41.78	73.04	1:43.51	6 76.06
6	10	F7	Chris GOUGH	CGR2 Evo	9	16:12.10	43.77	72.89	1:44.76	9 75.15
7	6	F7	Martin KEMP	Darvi Mk6	9	16:12.49	44.16	72.86	1:42.60	7 76.74
8	97	F7B	Nathaniel COOPER	Davis T7	9	16:41.24	1:12.91	70.77	1:45.33	7 74.75
9	70	F7B	Guy SHEPPARD	ADR 3 GS	9	16:46.63	1:18.30	70.39	1:45.52	5 74.61
10	11	F7	Paul MORRIS	Darvi 92J	9	17:01.61	1:33.28	69.36	1:48.03	4 72.88
11	30	F7B	Ulric HILLIAM	ADR T5	8	16:20.15	1 Lap	64.26	1:55.90	6 67.93
12	22	F7B	Andrew BOOTH	Centaur Mk16	8	16:21.74	1 Lap	64.16	1:51.46	8 70.64
Not-Classified										
17	F7B	Andrew LAKE	Darvi 91D	8	15:27.27	DNF	67.93	1:51.73	8 70.47	
2	F7	Dave ROBSON	SDAR/83	5	8:51.51	DNF	74.06	1:44.19	3 75.57	
21	F7B	Huw DAVIES	Phasar Fire	5	9:50.50	DNF	66.67	1:50.56	4 71.21	
1	F7	Potor BOVE	ADR 760F	0		Starter	0.00			
57	F7B	David WATTS	Centaur Mk16	0		Starter	0.00			
Fastest Lap										
3	F7	Mick HARRIS	Darvi 877					1:39.86	8 78.84	
69	F7B	Colin WOLSTENHOLME	Darvi Mk5					1:42.96	9 76.47	

Weather / Track: Cloudy / Dry

Start Time : 14:15

Cadwell Park Full

12 Jul 09 14:34

Clock of Course:

G. Ghy 14.44.

Time Issued :

Chief Timekeeper : Terry Stevens

THESE RESULTS REMAIN PROVISIONAL FOR A MINIMUM OF 30 MINUTES FROM THE TIME OF ISSUE AND UNTIL ALL JUDICIAL AND TECHNICAL MATTERS HAVE BEEN SETTLED

Results produced on HS Sports Timing and Results Systems. Results online at www.750MC.co.uk



750 Motor Club Toyo Tires Golf GTi Championship

Provisional Results - Race 17 (Amended)

Pl	No	Cl	Name	Car	Laps	Time	Behind	MPH	Best Lap on	MPH
1	65	VW2	Luko SCHLEWITZ	VW Golf GTi Mk2	9	16:28.52		71.68	1:47.95	3 72.93
2	51	VW2	Simon HILL	VW Golf GTi Mk2	9	16:42.17	13.65	70.71	1:48.54	3 72.54
3	2	VW1	Craig ROBERTS	VW Golf GTi Mk2	9	16:43.41	14.89	70.62	1:50.09	7 71.52
4	85	VW1	James BARK	VW Golf GTi Mk2	9	16:44.56	16.04	70.54	1:49.94	7 71.61
5	12	VW1	Kevin GLOVER	VW Golf GTi Mk2	9	16:48.90	20.38	70.23	1:49.80	4 71.70
6	3	VW2	John MAWDSLEY	VW Golf GTi Mk2	9	16:56.34	27.82	69.72	1:49.48	3 71.91
7	28	VW2	James COLBOURNE	VW Golf GTi Mk2	9	17:00.37	31.85	69.44	1:50.71	7 71.12
8	36	VW1	Matthew WELLER	VW Golf GTi Mk2	9	17:01.63	33.11	69.36	1:50.48	4 71.26
9	68	VW2	Verity YOUNG	VW Golf GTi Mk2	9	17:04.02	35.50	69.20	1:50.89	9 71.00
10	34	VW2	Charles GODFREY	VW Golf GTi Mk2	9	17:06.59	38.07	69.02	1:51.58	7 70.56
11	89	VW1	Sebastian PALMER	VW Golf GTi Mk2	9	17:12.83	44.31	68.61	1:52.08	6 70.25
12	93	VW2	Mark REYNOLDS	VW Golf GTi Mk2	9	17:20.20	51.68	68.12	1:51.30	7 70.74
13	66	VW2	Darren BEDFORD	VW Golf GTi Mk2	9	17:22.13	53.61	67.99	1:51.63	8 70.53
14	62	VW1	Andy HOLLEY	VW Golf GTi Mk2	9	17:34.58	1:06.06	67.19	1:53.41	2 69.42
15	42	VW1	Dawn BOYD	VW Golf GTi Mk2	9	17:35.14	1:06.62	67.16	1:54.58	8 68.71
16	25	VW2	Andrew WARNES	VW Golf GTi Mk2	9	17:35.38	1:06.86	67.14	1:53.02	7 69.66
17	43	VW1	Craig DEAKIN	VW Golf GTi Mk2	9	17:49.62	1:21.10	66.25	1:54.96	9 68.49
18	26	VW1	Antony THEAKER	VW Golf GTi Mk2	9	17:52.38	1:23.86	66.08	1:56.16	5 67.78
19	29	VW2	Alistair SEDWELL	VW Golf GTi Mk2	9	17:53.60	1:25.08	66.00	1:53.43	9 69.41
20	22	VW1	Mark CHRISTOPHER	VW Golf GTi Mk2	9	18:06.01	1:37.49	65.25	1:56.96	3 67.32
21	70	VW2	Tony MARLOW	VW Golf GTi Mk2	9	18:06.34	1:37.82	65.23	1:55.24	7 68.32
22	50	VW1	Peter HAYNES	VW Golf GTi Mk2	9	18:08.79	1:40.27	65.08	1:56.53	9 67.56
23	19	VW1	Susanna KENNISTON	VW Golf GTi Mk2	9	18:10.53	1:42.01	64.98	1:54.09	9 69.01

Not-Classified

24	VW2	Josh JOHNSON	VW Golf GTi Mk2	7	13:03.45	DNF	70.35	1:49.69	4 71.78
35	VW1	Jamie BUTCHER	VW Golf GTi Mk2	5	15:27.24	DNF	42.46	2:01.06	1 65.04
61	VW2	John HILLON	VW Golf GTi Mk2	4	7:29.12	DNF	70.12	1:49.84	3 71.68

Exclusions

4	VW1	Luke WALES	VW Golf GTi Mk2	Eligibility - C(a)6.60, C(b)1						
---	-----	------------	-----------------	-------------------------------	--	--	--	--	--	--

Non-Starters

30	VW2	Andy STENNING	VW Golf GTi Mk2							
----	-----	---------------	-----------------	--	--	--	--	--	--	--

Fastest Lap

65	VW2	Luko SCHLEWITZ	VW Golf GTi Mk2					1:47.95	3	72.93 Rec
12	VW1	Kevin GLOVER	VW Golf GTi Mk2					1:49.80	4	71.70 Rec

Weather / Track: Cloudy / Dry

Start Time : 14:44

Cadwell Park Full

12 Jul 09 17:47

Clark of Course :

Time Issued :

Chief Timekeeper : Terry Stevens

THESE RESULTS REMAIN PROVISIONAL FOR A MINIMUM OF 30 MINUTES FROM THE TIME OF ISSUE AND UNTIL ALL JUDICIAL AND TECHNICAL MATTERS HAVE BEEN SETTLED.

Results produced on HS Sports Timing and Results Systems



Provisional Results - Race 18

750 Motor Club Formula 4 Championship

Pl	No	Cl	Name	Car	Laps	Time	Behind	MPH	Best Lap on	MPH
1	43	F4A	Chris HOLMES	Van Diemen RF99/04	14	20:59.97		87.48	1:28.16	11 89.31
2	3	F4A	Jonathan WESTON-TAYLOR	Mygale US 2000	14	21:02.07	2.10	87.34	1:28.60	8 88.86
3	12	F4A	Bryn TOOTELL	Van Diemen RF06	14	21:02.80	2.83	87.29	1:28.39	8 89.07
4	7	F4A	Chris HODGEN	Van Diemen RF01/09	14	21:06.36	6.39	87.04	1:28.75	13 88.71
5	15	F4A	Andrew MINNETT	Van Diemen RF99	14	21:14.59	14.62	86.48	1:29.22	7 88.24
6	4	F4A	Malcolm SCOTT	Van Diemen RF00	14	21:23.50	23.53	85.88	1:29.74	9 87.73
7	26	F4A	Edward HEINZELMANN	Tatuus RC98	14	21:36.21	36.24	85.04	1:30.10	8 87.38
8	88	F4A	David MARSHALL	Van Diemen RF00	14	21:45.27	45.30	84.45	1:29.30	12 88.17
9	6	F4A	Jennifer SCOTT	Van Diemen RF99	14	21:53.85	53.88	83.89	1:32.28	9 85.32
10	99	F4B	Charles ADRIAN	Van Diemen RF93	14	21:57.81	57.84	83.64	1:31.87	9 85.70
11	27	F4A	Mark CONROY	Tatuus RC98	14	22:07.42	1:07.45	83.04	1:32.33	8 85.27
12	83	F4C	Paul PRESGRAVES	Van Diemen RF98	14	22:33.65	1:33.68	81.43	1:34.70	9 83.14
13	28	F4A	Nic SCOTT	Tatuus RC96/97	13	21:04.47	1 Lap	80.94	1:33.66	5 84.06
14	79	F4C	Oliver SIRRELL	Van Diemen	13	21:19.77	1 Lap	79.98	1:36.48	9 81.60
15	22	F4A	James SIMONS	Mygale SJ99	13	21:53.43	1 Lap	77.93	1:38.30	13 80.09
16	66	F4A	Will THOMPSON	Revelation 2009	13	22:11.46	1 Lap	76.87	1:39.30	11 79.29
17	33	F4A	Michael FRYATT	Revelation 2009	11	21:00.31	3 Laps	68.72	1:51.62	10 70.54

Non-Starters

77 F4A Robbie WATTS Van Diemen RF97

Fastest Lap

43	F4A	Chris HOLMES	Van Diemen RF99/04	1:28.16	11	89.31
99	F4B	Charles ADRIAN	Van Diemen RF93	1:31.87	9	85.70 <i>Rec</i>
83	F4C	Paul PRESGRAVES	Van Diemen RF98	1:34.70	9	83.14

Weather / Track: Bright / Dry

Start Time : 15:13

Cadwell Park Full

12 Jul 09 15:37

Clerk of Course :

[Signature] 15.58

Time Issued :

Chief Timokoopor : Terry Stevens

THESE RESULTS REMAIN PROVISIONAL FOR A MINIMUM OF 30 MINUTES FROM THE TIME OF ISSUE AND UNTIL ALL JUDICIAL AND TECHNICAL MATTERS HAVE BEEN SETTLED

Results produced on HS Sports Timing and Results Systems. Results online at www.750MC.co.uk



Provisional Results - Race 19 - Final

750 Motor Club Formula Vee Championship

Pl	No	Cl	Name	Car	Laps	Time	Behind	MPH	Best Lap on	MPH
1	33	FV	Sam OLIVEIRA	Sheane 91	9	14:39.57		80.56	1:36.26	5 81.79
2	2	FV	Paul SMITH	Dominator 01	9	14:53.09	13.52	79.34	1:37.55	2 80.71
3	3	FV	John HUGHES	Scarab MK5	9	14:56.00	16.43	79.08	1:38.22	6 80.16
4	7	FV	Martin FARMER	GAC	9	14:58.42	18.85	78.87	1:38.00	8 80.34
5	63	FV	Dave HODKIN	AHS Challenger	9	14:59.02	19.45	78.82	1:38.05	3 80.30
6	27	FV	Declan McDONNELL	GAC	9	14:59.12	19.55	78.81	1:37.53	9 80.73
7	6	FV	Peter BELSEY	Spyder Mk2	9	15:01.54	21.97	78.60	1:38.48	4 79.95
8	10	FV	Steve OUGH	AHS Dominator	9	15:15.66	36.09	77.39	1:39.95	2 78.77
9	12	FV	Paul TAYLOR	GAC 2008	9	15:30.12	50.55	76.18	1:41.16	4 77.84
10	35	FVB	Ian FOLEY	Scarab Mk2	9	15:31.30	51.73	76.09	1:41.23	9 77.78
11	87	FV	Jenny ANDERSON	GAC 03	9	15:32.08	52.51	76.02	1:41.01	4 77.94
12	39	FV	David JOSEPH	GAC	9	15:36.83	56.26	75.72	1:39.76	9 78.92
13	69	FVB	Robert COWBURN	Sheane	9	15:42.26	1:02.69	75.20	1:42.30	8 76.96
14	51	FV	Graham GANT	WEV	9	16:02.17	1:22.60	73.64	1:43.59	6 76.00
15	97	FV	Perry TUBB	Pirtek Merauder	9	16:05.68	1:26.11	73.38	1:43.66	9 75.95
16	36	FV	Mike HATTON	AHS Challenger	9	16:25.95	1:46.38	71.87	1:47.34	9 73.35
17	50	FV	Roger THOMPSON	Scarab Mk3	8	14:40.54	1 Lap	71.53	1:47.36	5 73.33
18	44	FV	Andrew PERKS	GAC	8	14:49.35	1 Lap	70.82	1:47.41	8 73.30
19	26	FV	Poter ANDREWS	Sheane Mk2	8	14:55.94	1 Lap	70.30	1:48.94	3 72.27
20	29	FV	Chris WILSHER	Sheane FV97	8	15:52.37	1 Lap	66.14	1:55.83	3 67.97
21	23	FV	Sam ENGINEER	Sheane Mk2	8	15:52.56	1 Lap	66.12	1:54.94	8 68.50

Not-Classified

77	FV	Matthew PERKS	GAC	6	10:31.43	DNF	74.81	1:41.66	4 77.45
38	FV	Richard POTTERTON	Scarab Mk2	4	7:03.86	DNF	74.30	1:42.22	4 77.02
76	FVB	Tom KEMP	AHS Challenger	3	5:18.28	DNF	74.21	1:42.65	3 76.70
21	FVB	Tim HILL	Sheane Mk3	3	5:26.35	DNF	72.38	1:43.12	2 76.35
1	FV	Daniel HANDS	GAC 001	0		Starter	0.00		

Fastest Lap

33	FV	Sam OLIVEIRA	Sheane 91				1:36.26	5 81.79
35	FVB	Ian FOLEY	Scarab Mk2				1:41.23	9 77.78

Weather / Track: Cloudy / Dry

Start Time : 15:47

Cadwell Park Full

12 Jul 09 16:04

Clerk of Course :

16.25

Time Issued :

Chief Timekeeper : Terry Stevens

THESE RESULTS REMAIN PROVISIONAL FOR A MINIMUM OF 30 MINUTES FROM THE TIME OF ISSUE AND UNTIL ALL JUDICIAL AND TECHNICAL MATTERS HAVE BEEN SETTLED

Results produced on HS Sports Timing and Results Systems. Results online at www.750MC.co.uk



Provisional Results - Race 20

750 Motor Club Kit Car Championship

Pl	No	Cl	Name	Car	Laps	Time	Behind	MPH	Best Lap on	MPH
1	1	KCC	Andy HILEY	Taydec Mk2	12	20:03.29		78.52	1:38.27	4 80.12
2	69	KCC	Alex JULLIEN	Sylva Phoenix	12	20:03.79	0.50	78.48	1:37.95	12 80.38
3	2	KCB	Gary GOODYEAR	Raw Fulcrum	12	20:05.71	2.42	78.36	1:37.40	12 80.83
4	75	KCA	Matthew LEWIS	MNR Vortex	12	20:25.00	21.71	77.13	1:40.53	4 78.32
5	33	KCA	Stephen WARD	Raw Striker	12	20:26.00	22.71	77.06	1:40.78	5 78.12
6	9	KCB	Ian KEMPSON	MK Indy	12	20:43.93	40.64	75.95	1:41.30	2 77.72
7	6	KCA	John MOORE	Sylva Phoenix	12	20:47.56	44.27	75.73	1:40.69	12 78.19
8	64	KCC	Anton LANDON	Cyana MX500R	12	20:49.36	46.07	75.62	1:41.21	10 77.79
9	4	KCA	Nigel BROWN	Sylva Phoenix	12	20:59.14	55.85	75.03	1:41.78	8 77.36
10	27	KCC	David ROBERTS	Sylva Phoenix	11	21:12.96	1 Lap	68.03	1:52.46	3 70.01
Not-Classified										
24	KCC	Guy HUSSEY	RAW Striker	4	6:57.89	DNF	75.36	1:40.22	4 78.56	
71	KCB	Mark ALEXANDER-WILLIAMS	Sylva Phoenix	4	7:02.21	DNF	74.59	1:40.13	3 78.63	
39	KCC	Chris SCOPES	Fisher Fury	4	7:08.76	DNF	73.45	1:40.67	2 78.21	
47	KCB	Bruce BROWN	Luego Velocity	4	7:53.23	DNF	66.55	1:52.86	2 69.76	
86	KCC	Stephen BELL	Sylva Striker	3	5:19.67	DNF	73.89	1:41.19	2 77.81	
Non-Starters										
22	KCC	Martin TYMAN	Taydec							
28	KCC	Paul ARBER	Sylva Striker							
54	KCC	Andrew WARD	Sylva Phoenix							
Fastest Lap										
2	KCB	Gary GOODYEAR	Raw Fulcrum					1:37.40	12	80.83
69	KCC	Alex JULLIEN	Sylva Phoenix					1:37.95	12	80.38
75	KCA	Matthew LEWIS	MNR Vortex					1:40.53	4	78.32

Weather / Track: Cloudy / Dry

Start Time : 16:10

Cadwell Park Full

12 Jul 09 16:33

Clerk of Course :

[Signature] 16.48

Time Issued :

Chief Timekeeper : Terry Stevens

THESE RESULTS REMAIN PROVISIONAL FOR A MINIMUM OF 30 MINUTES FROM THE TIME OF ISSUE AND UNTIL ALL JUDICIAL AND TECHNICAL MATTERS HAVE BEEN SETTLED

Results produced on HS Sports Timing and Results Systems. Results online at www.750MC.co.uk



Provisional Results - Race 21 (Restart)
Premier Choice Group 750 Formula Championship

Pl	No	Cl	Name	Car	Laps	Time	Behind	MPH	Best Lap on	MPH
1	3	F7	Mick HARRIS	Darvi 877	5	8:22.94		78.27	1:38.09	2 80.27
2	2	F7	Dave ROBSON	SDAR/83	5	8:24.55	1.61	78.02	1:38.85	5 79.65
3	10	F7	Chris GOUGH	GGR2 Evo	6	8:33.77	10.83	76.62	1:40.70	5 78.18
4	55	F7	Roger ROWE	Centaur Mk20	6	8:34.28	11.34	76.55	1:40.47	2 78.36
5	5	F7	Bob SIMPSON	SS/F	5	8:36.67	13.63	76.21	1:41.09	4 77.88
6	12	F7	Bill RUTTER	Darvi Mk5B	5	8:36.97	14.03	76.15	1:40.70	3 78.18
7	09	F7B	Colin WOLSTENHOLME	Darvi Mk5	5	8:37.68	14.74	76.04	1:40.30	4 78.50
8	97	F7B	Nathaniel COOPER	Davis T7	5	8:47.10	24.16	74.68	1:43.23	4 76.27
9	22	F7B	Andrew BOOTH	Centaur Mk16	5	9:30.86	1:07.92	68.96	1:52.22	4 70.16
10	30	F7B	Uiric HILLIAM	ADR T5	5	9:37.34	1:14.40	68.19	1:51.28	2 70.75

Not-Classified

11	F7	Paul MORRIS	Darvi 92J	0		Starter	0.00
17	F7B	Andrew LAKE	Darvi 91D	0		Starter	0.00
21	F7B	Huw DAVIES	Phasar Fire	0		Starter	0.00
6	F7	Martin KEMP	Darvi Mk6	0		Starter	0.00

Non-Starters

1	F7	Peter BOVE	ADR 750F
57	F7B	David WATTS	Centaur Mk16
70	F7B	Guy SHEPPARD	ADR 3 GS

Fastest Lap

3	F7	Mick HARRIS	Darvi 877	1:38.09	2	80.27
09	F7B	Colin WOLSTENHOLME	Darvi Mk5	1:40.30	4	78.50

2-part race. No 6, 11, 17 & 21 took first start.

Weather / Track: Cloudy / Dry

Start Time : 17:14

Cadwell Park Full

12 Jul 09 17:25

Clerk of Course :

[Signature] 17:44

Time Issued :

Chief Timokooper : Terry Stevens

THESE RESULTS REMAIN PROVISIONAL FOR A MINIMUM OF 30 MINUTES FROM THE TIME OF ISSUE AND UNTIL ALL JUDICIAL AND TECHNICAL MATTERS HAVE BEEN SETTLED

Results produced on HS Sports Timing and Results Systems. Results online at www.750MC.co.uk



Provisional Results - Race 22

750 Motor Club Formula 4 Championship

Pl	No	Cl	Name	Car	Laps	Time	Behind	MPH	Best Lap on	MPH
1	88	F4A	David MARSHALL	Van Diemen RF00	13	19:37.26		86.94	1:29.11	5 88.35
2	15	F4A	Andrew MINNETT	Van Diemen RF99	13	19:43.62	6.36	86.47	1:29.24	8 88.23
3	3	F4A	Jonathan WESTON-TAYLOR	Mygale US 2000	13	19:46.34	9.08	86.28	1:29.47	10 88.00
4	77	F4A	Robbie WATTS	Van Diemen RF97	13	19:50.31	13.05	85.99	1:28.21	9 89.26
5	43	F4A	Chris HOLMES	Van Diemen RF99/04	13	19:55.05	17.79	85.65	1:28.81	4 88.65
6	4	F4A	Malcolm SCOTT	Van Diemen RF00	13	19:55.38	18.12	85.62	1:29.80	7 87.67
7	26	F4A	Edward HEINZELMANN	Tatuus RC98	13	19:55.92	18.66	85.58	1:29.91	7 87.57
8	27	F4A	Mark CONROY	Tatuus RC98	13	20:26.11	48.85	83.48	1:31.89	10 85.68
9	99	F4B	Charles ADRIAN	Van Diemen RF93	13	20:28.01	50.75	83.35	1:31.95	4 85.62
10	28	F4A	Nic SCOTT	Tatuus RC96/97	13	21:01.55	1:24.29	81.13	1:34.11	7 83.66
11	22	F4A	James SIMONS	Mygale SJ99	12	19:59.83	1 Lap	78.74	1:37.42	6 80.82
12	66	F4A	Will THOMPSON	Revelation 2009	12	20:12.83	1 Lap	77.90	1:38.00	6 80.34
13	79	F4C	Oliver SIRRELL	Van Diemen	12	20:50.99	1 Lap	75.52	1:36.95	5 81.21
14	33	F4A	Michael FRYATT	Revelation 2009	11	20:32.76	2 Laps	70.25	1:48.62	3 72.48
Not-Classified										
	12	F4A	Bryn TOOTELL	Van Diemen RF06	11	16:46.73	DNF	86.03	1:28.69	5 88.77
	7	F4A	Chris HODGEN	Van Diemen RF01/09	8	12:33.94	DNF	83.54	1:30.00	7 87.48
	83	F4C	Paul PRESGRAVES	Van Diemen RF98	6	9:55.83	DNF	79.28	1:36.65	6 81.46
Non-Starters										
	6	F4A	Jennifer SCOTT	Van Diemen RF99						
Fastest Lap										
	77	F4A	Robbie WATTS	Van Diemen RF97					1:28.21	9 89.26
	99	F4B	Charles ADRIAN	Van Diemen RF93					1:31.95	4 85.62
	83	F4C	Paul PRESGRAVES	Van Diemen RF98					1:36.65	6 81.46

Weather / Track: Bright / Dry

Start Time : 17:32

Cadwell Park Full

12 Jul 09 17:54

Clerk of Course :

Time Issued :

Chief Timekeeper : Terry Stevens

THESE RESULTS REMAIN PROVISIONAL FOR A MINIMUM OF 30 MINUTES FROM THE TIME OF ISSUE AND UNTIL ALL JUDICIAL AND TECHNICAL MATTERS HAVE BEEN SETTLED

Results produced on HS Sports Timing and Results Systems. Results online at www.750MC.co.uk