

Programme Amendments Brands Hatch19 - 20 Jun 2010

Please add the following

Formula	No	Cls	Driver	Car
750 Formula	17		Andrew Lake	Darvi 91D
	88	B	Edward Dove	BCR2
750 Trophy	11	A	Ben Myall	Austin 7 Pigsty MK13
	23	C	Lyndon Thruston	DNC Trophy
Allcomers	4		Gwyn Pollard	Crossie 95
	11		Steve Cave	JKS SRC10
Formula 4	28	D	Shane Kelly	Van Dieman RF96
	58	A	David Shelton	Van Diemen RF95
Kit Cars	24	C	Guy Hussey	RAW Striker
	39	C	Chris Scopes	Fisher Fury
	66	C	Jonathan Christie - Rundle	Sylva Phoenix
	82	C	Rob Johnston	Cyana MX500R
Locost	58	T	Anthony May	Locost
	59		Carl Pickering	Locost
MR2	89	C	Michael Nicholls	Toyota MR2 Roadster
RGB	5	B	Derek Jones	Fisher Fury
SR>	77	I	Stephen Brown	Jaguar E Type

Please delete the following

Formula	No	Cls	Driver	Car
750 Formula	4		Chris Gough	CGR2 Evo
Bike-Sports	52	A2	Rob Baldwin	BDN S3
RGB	66	A	Jamie Robinson	Genesis RR



Provisional Qualifying Times - P1
750MC MR2 Super GT Series

P1 No	Cl	Name	Car	Laps	Time on Lap	Behind	MPH
1	35	A Anthony DAY	Toyota MR2 Mk2	15	55.20	5	78.08
2	23	B Rob HORSFIELD	Toyota MR2 Mk2	15	56.55	10	76.33
3	78	B Rowland WOOLLEY	Toyota MR2 S	10	57.70	4	74.81
4	1	A Patrick MORTRELL	Toyota MR2 Roadster	7	58.11	3	74.26
5	88	C Alexander LENNON	Toyota MR2 Mk2	15	59.08	10	73.06
6	77	C John WILSON	Toyota MR2 Mk2	14	59.37	12	72.70
7	46	B Alex KNIGHT	Toyota MR2 Mk2	14	59.58	14	72.45
8	27	C Simon TOPP	Toyota MR2 Mk2	14	59.64	15	72.37
9	48	C Antony KNIGHT	Toyota MR2 Mk2	14	59.86	5	72.11
10	57	C Leo MCKEE	Toyota MR2 Mk2	14	1:00.35	13	71.52
Not Scored							
7	A	Simon ARIS	Toyota MR2 Roadster				
88	A	Alic KIRTON	Toyota MR2 Mk3				



2nd Best Qualifying Times
750MC MR2 Super GT Series

Pos	No	Cl	Name	Car	Time
1	35	A	Anthony DAY	Toyota MR2 Mk2	55.33
2	23	B	Rob HORSFIELD	Toyota MR2 Mk2	56.67
3	78	B	Rowland WOOLLEY	Toyota MR2 S	57.91
4	1	A	Patrick MORTRELL	Toyota MR2 Roadster	58.43
5	88	C	Alexander LENNON	Toyota MR2 Mk2	59.17
6	77	C	John WILSON	Toyota MR2 Mk2	59.39
7	27	C	Simon TOPP	Toyota MR2 Mk2	59.64
8	46	B	Alex KNIGHT	Toyota MR2 Mk2	59.74
9	48	C	Antony KNIGHT	Toyota MR2 Mk2	59.95
10	57	C	Leo MCKEE	Toyota MR2 Mk2	1:00.52

Weather / Track:

Start Time: 09:12

19 Jun 10 09:18

Clerk of Course:

Brandis Hatch Indy

Chief Timekeeper: Tony Stevens

Time Issued:

09:31

Signature: [Handwritten Signature]

THESE RESULTS REMAIN PROVISIONAL FOR A MINIMUM OF 30 MINUTES FROM THE TIME OF ISSUE AND UNTIL ALL APPEALS AND TECHNICAL MATTERS HAVE BEEN RESOLVED.

Results produced on HS Sports Timing and Results Systems. Results online at www.750MC.co.uk

Clerk of Course:

19 Jun 10 09:22

Chief Timekeeper: [Handwritten Signature]

Time Issued:

09:31

Signature: [Handwritten Signature]

THESE RESULTS REMAIN PROVISIONAL FOR A MINIMUM OF 30 MINUTES FROM THE TIME OF ISSUE



Provisional Qualifying Times - P3

750MC Allcomers

Pl	No	Cl	Name	Car	Laps	Time on Lap	Behind	MPH
1	95		Richard STABLES	Radical PR6 Prosport	18	47.50	16	90.87
2	12	*	Ake BORNEBUSCH	Radical PR6 Prosport	15	48.34	15	0.84 89.29
3	11		Steve CAVE	JKS SRC10	17	48.92	17	1.42 88.23
4	80		David ENDERBY	Radical SR4	17	49.60	17	2.10 87.02
5	65		Richard GILMOUR	Mallock	17	51.45	15	3.95 83.90
6	4		Gwyn POLLARD	Crossle 9S	16	53.31	7	5.81 80.97
7	23		Rob HORSFIELD	Toyota MR2	8	56.29	4	8.79 76.68
8	16		Matthew SMITH	Ginetta G20	16	57.15	13	9.65 75.53
9	44		Judi DERISLEY	Fisher Fury	16	57.68	16	10.18 74.83
10	54		Maurice HAYDEN	Citroen C2	15	58.59	15	11.09 73.67
11	83		Paul BLACKBURN	Lotus Exige	14	58.68	14	11.18 73.56
12	18		Dan SUMMERS	Peugeot 106	15	59.38	6	11.88 72.69
13	40		Campbell CASSIDY	Locost	15	59.84	12	12.34 72.13
14	88		Mark TSANG	Ford Fiesta	15	1:00.20	14	12.70 71.70

* No 12 - NO TRANSPONDER

Weather / Track: Cloudy / Dry

Start Time : 09:57

Brands Hatch Indy

19 Jun 10 10:13

Clerk of Course :  10.25	Time Issued :	Chief Timekeeper : Terry Stevens 
--	---------------	---

THESE RESULTS REMAIN PROVISIONAL FOR A MINIMUM OF 30 MINUTES FROM THE TIME OF ISSUE AND UNTIL ALL JUDICIAL AND TECHNICAL MATTERS HAVE BEEN SETTLED.

Results produced on HS Sports Timing and Results Systems. Results online at www.750MC.co.uk



Provisional Qualifying Times - P4

750MC Formula 4 Championship

Pl	No	Cl	Name	Car	Laps	Time on Lap	Behind	MPH	
1	1	A	Jonathan WESTON-TAYLOR	Mygale US 2000	13	47.52	9	90.83	
2	6	A	Malcolm SCOTT	Van Diemen RF00	9	47.71	9	0.19	90.47
3	4	A	Andrew MINNETT	Van Diemen RF99	15	48.02	14	0.50	89.89
4	7	A	Robbie WATTS	Van Diemen Raw 09	10	48.32	8	0.80	89.33
5	28	D	Shane KELLY	Van Diemen RF96	13	48.41	13	0.89	89.16
6	76	A	Jennifer SCOTT	Van Diemen RF99	15	49.21	15	1.69	87.71
7	5	A	Bryn TOOTELL	Van Diemen RF06/09	7	49.39	7	1.87	87.39
8	41	A	Simon EMMERSON	Mygale US2K/3	15	49.52	12	2.00	87.16
9	79	A	Oliver SIRRELL	Van Diemen RF97	15	49.53	15	2.01	87.15
10	22	A	Daniel HANDS	Renault RC98	15	50.00	15	2.48	86.33
11	64	C	John WHITBOURN	Ray GRS02	15	51.32	13	3.80	84.11
12	84	C	Mark EDWARDS	Mygale	14	51.65	6	4.13	83.57
13	24	A	James SIMONS	Mygale SJ99	15	51.72	14	4.20	83.46
14	83	C	Paul PRESGRAVES	Van Diemen RF98	8	52.01	7	4.49	82.99
15	63	C	James HARRIS	Mygale SJ00	14	52.06	13	4.54	82.91
16	27	A	Mike WEBBER	Magnum F4A	15	52.82	11	5.30	81.72
17	88	A2	Michael FRYATT	Revelation 750	12	56.03	12	8.51	77.04
18	40	A2	David WOODSWORTH-DALE	Revelation 2009	13	56.55	12	9.03	76.33

Not-Seen

21	B	Clive YORATH	Reynard SF84
58	A	Dave SHELTON	Van Diemen RF95

Weather / Track: Cloudy / Dry

Start Time : 10:20

Brands Hatch Indy

19 Jun 10 10:42

Clerk of Course : 	Time Issued :	Chief Timekeeper : Terry Stevens
---	---------------	----------------------------------

THESE RESULTS REMAIN PROVISIONAL FOR A MINIMUM OF 30 MINUTES FROM THE TIME OF ISSUE AND UNTIL ALL JUDICIAL AND TECHNICAL MATTERS HAVE BEEN SETTLED.

Results produced on HS Sports Timing and Results Systems. Results online at www.750MC.co.uk



Provisional Qualifying Times - P5

750MC Kit Cars / Sports Racing & GT Challenge

Pl	No	Cl	Name	Car	Laps	Time on Lap	Behind	MPH
1	65	SA	Cheng LIM	RAM SC Cobra	10	51.91	8	83.15
2	71	SB	Andrew TODD	Crossle 9S	13	52.65	9	81.98
3	26	SA	Clinton DORRELL	Cobra GD 427	13	52.97	9	81.49
4	34	SB	Roger DONNAN	Crossle 9S	13	53.26	10	81.04
5	4	SB	Gwyn POLLARD	Crossle 9S	12	53.41	12	80.82
6	8	KA	John MOORE	Sylva Phoenix	14	53.62	12	80.50
7	53	KA	Andy HILEY	Taydec Mk2	11	53.69	5	80.39
8	24	KC	Guy HUSSEY	RAW Striker	14	54.12	14	79.76
9	21	KC	Stephen LANSLEY	Procomp La Gold	13	55.03	13	78.44
10	39	KC	Chris SCOPES	Fisher Fury	13	55.11	13	78.32
11	9	KC	Anton LANDON	Cyana MX500R	13	55.19	11	78.21
12	37	SB	Mike WALKER	Crossle 9S	13	55.29	8	78.07
13	5	KB	Ian KEMPSON	MK Indy	12	55.32	12	78.03
14	66	KC	Jonathan CHRISTIE-RUNDLE	Sylva Phoenix	13	55.39	13	77.93
15	6	KA	Nigel BROWN	Sylva Phoenix	13	55.49	9	77.79
16	55	SB	Peter WRIGHT	Crossle 9S	12	55.58	7	77.66
17	82	KC	Rob JOHNSTON	Cyana MX500R	5	55.66	4	77.55
18	38	KC	David CALDECOURT	Sylva Phoenix	12	57.14	12	75.54
19	16	SD	Matthew SMITH	Ginetta G20	12	57.42	8	75.17
20	41	SD	Paul RICHARDSON	Ginetta G20	12	58.07	8	74.33
21	17	SC	Graham PADDICK	Kougar Jaguar	9	58.93	9	73.25
22	77	SD	Stephen BROWN	Jaguar E Type	11	58.95	9	73.22
23	31	SC	Barry SHEPPARD	Nomad 1A	12	59.03	9	73.12
24	10	SC	Peter SMITH	Ginetta G20	11	59.36	11	72.72
25	47	KB	Bruce BROWN	Luego Velocity	12	59.70	5	72.30
26	22	SC	Martin TYMAN	Taydec	11	59.99	6	71.95
27	57	SD	Jon JEFFREY	Davrian Mk8	11	1:00.94	9	70.83
28	7	SC	Graham COWELL	1963 Bobsy SR2	11	1:02.87	11	68.66
29	40	SD	Charles BEST	Westfield Eleven	10	1:08.82	7	62.72

No 21 (Kits) - intermittent, very low hits

Weather / Track: Cloudy / Dry

Start Time : 10:44

Brands Hatch Indy

19 Jun 10 11:04

Clerk of Course : 	Time Issued :	Chief Timekeeper : Terry Stevens 
---	---------------	--

THESE RESULTS REMAIN PROVISIONAL FOR A MINIMUM OF 30 MINUTES FROM THE TIME OF ISSUE AND UNTIL ALL JUDICIAL AND TECHNICAL MATTERS HAVE BEEN SETTLED.

Results produced on HS Sports Timing and Results Systems. Results online at www.750MC.co.uk



Provisional Qualifying Times - P6

Polleysport/Yokohama SAXMAX Championship

Pl	No	Cl	Name	Car	Laps	Time on Lap	Behind	MPH	
1	89		Shane STONEY	Citroen Saxo VTR	6	59.54	3	72.50	
2	54		Anthony WHORTON-EALES	Citroen Saxo VTR	12	59.58	6	0.04	72.45
3	4		Aaron TRIGWELL	Citroen Saxo VTR	15	59.73	6	0.19	72.27
4	13		Chris WARBURTON	Citroen Saxo VTR	15	59.79	7	0.25	72.19
5	95		Myles COLLINS	Citroen Saxo VTR	15	1:00.00	11	0.46	71.94
6	10		Scott MOAKES	Citroen Saxo VTR	13	1:00.10	13	0.56	71.82
7	18		Jordan WILLSON	Citroen Saxo VTR	15	1:00.16	4	0.62	71.75
8	22		William PLANT	Citroen Saxo VTR	15	1:00.16	15	0.62	71.75
9	96		Shaun CLAY	Citroen Saxo VTR	14	1:00.25	7	0.71	71.64
10	15		Ashley DIBDEN	Citroen Saxo VTR	15	1:00.32	15	0.78	71.56
11	81		Henry GILBERT	Citroen Saxo VTR	14	1:00.44	9	0.90	71.42
12	17		William DAVISON	Citroen Saxo VTR	12	1:00.75	9	1.21	71.05
13	55		Jordan ANNELLS	Citroen Saxo VTR	15	1:00.90	4	1.36	70.88
14	90		Jordan BATTS	Citroen Saxo VTR	14	1:01.55	9	2.01	70.13

Not-Seen

47 Owen HUNTER Citroen Saxo VTR

Weather / Track: Cloudy / Dry

Start Time : 11:03

Brands Hatch Indy

19 Jun 10 11:20

Clerk of Course :  11.23	Time Issued :	Chief Timekeeper : Terry Stevens 
--	---------------	---

THESE RESULTS REMAIN PROVISIONAL FOR A MINIMUM OF 30 MINUTES FROM THE TIME OF ISSUE AND UNTIL ALL JUDICIAL AND TECHNICAL MATTERS HAVE BEEN SETTLED.

Results produced on HS Sports Timing and Results Systems. Results online at www.750MC.co.uk



Provisional Qualifying Times - P7
750MC Bike-Sports Championship

Pl	No	Cl	Name	Car	Laps	Time on Lap	Behind	MPH
1	1	A2	Darren LUKE	Radical PRS Prosport	12	48.45	8	92.03
2	23	A2	Jonathan WRIGHT	Radical PRS Prosport	18	46.94	9	92.15
3	95	A2	Richard STABLES	Radical PRS Prosport	18	47.61	9	90.66
4	00	A2	Christian ENDERBY	Radical SR4	16	48.03	8	89.87
5	25	A2	James BREAKELL	Radical PRS Prosport	18	48.10	10	89.74
6	6	A2	Nigel PLACE	Radical PRS Prosport	17	48.21	15	88.53
7	12	A1	Ake BORNEBUSCH	Radical PRS Prosport	16	48.69	7	88.65
8	11	A2	Shave CAVE	JKS SR4	18	48.97	9	88.14
9	32	A2	Paul LE MATRE	Hedgheog BS10	16	50.24	9	85.92
10	88	A1	Shane PORTER	Radical SR4	17	50.31	16	85.80
11	62	C2	Lewis SHELLEY	Global GT	10	51.28	7	81.01
12	57	A2	Oliver COX	Radical SR4	16	53.67	14	80.42
13	24	C2	Kath O'BRIEN	Global GT1	14	53.75	13	80.31
14	27	C2	Joe JACKSON	Global GT	12	55.98	11	77.11
15	78	B2	Peter BROWN	Radical Clubsport	15	59.33	12	72.75

Pos	No	Cl	Name	Car	Time
1	1	A2	Darren LUKE	Radical PRS Prosport	46.53
2	23	A2	Jonathan WRIGHT	Radical PRS Prosport	46.92
3	95	A2	Richard STABLES	Radical PRS Prosport	47.63
4	25	A2	James BREAKELL	Radical PRS Prosport	48.18
5	6	A2	Nigel PLACE	Radical PRS Prosport	48.27
6	12	A1	Ake BORNEBUSCH	Radical SR4	48.30
7	11	A2	Shane PORTER	JKS SR4	48.87
8	32	A2	Paul LE MATRE	Radical SR4	49.08
9	88	A1	Shane PORTER	Hedgheog BS10	50.43
10	62	A2	Lewis SHELLEY	Global GT	50.76
11	57	A2	Oliver COX	Radical SR4	53.65
12	24	C2	Kath O'BRIEN	Global GT1	53.74
13	27	C2	Joe JACKSON	Global GT	55.47
14	78	B2	Peter BROWN	Radical Clubsport	1:00.12



2nd Best Qualifying Times
750MC Bike-Sports Championship

Weather / Track: Cloudy / Dry
Start Time: 11:22
Clerk of Course: [Signature] 11.54
Time Issued: [Signature] 11.54
Chief Timekeeper: Terry Stevens
19 Jun 10 11:48

Clerk of Course: [Signature] 11.56
Time Issued: [Signature] 11.56
Chief Timekeeper: [Signature] 11.56
19 Jun 10 11:50

THESE RESULTS REMAIN PROVISIONAL FOR A MINIMUM OF 30 MINUTES FROM THE TIME OF ISSUE
RESULTS produced on HS Sports Timing and Results Systems. Results online at www.750MC.co.uk

THESE RESULTS REMAIN PROVISIONAL FOR A MINIMUM OF 30 MINUTES FROM THE TIME OF ISSUE



Provisional Qualifying Times - P8
AB Performance RGB Championship

Pl	No	Cl	Name	Car	Laps	Time on Lap	Behind	MPH	
1	12	A	Paul ROGERS	Contour Cars	17	50.81	15	14.95	
2	2	A	* John CUTMORE	Spline GTR	15	51.10	6	0.28	34.47
3	21	B	Matthew GREEN	Fisher Fury	17	51.79	17	0.98	31.34
4	5	B	Derek JONES	Fisher Fury	17	51.81	5	1.00	31.31
5	50	B	Tim HOVERD	Fisher Fury	17	51.88	14	1.17	31.04
6	32	B	Lee BAVERSTOCK	STTR/Robinrid Phoenix	13	52.16	11	1.35	30.75
7	7	A	Doug CARTER	Genesis Evo	17	52.29	9	1.48	30.55
8	18	B	Richard WISE	AB Performance Sabre	17	52.32	8	1.51	30.50
9	49	B	Tony GAUNT	Wolfe ZXR	16	52.55	12	1.74	30.14
10	3	C	Alastair BOLLTON	Stuart Taylor Phoenix	16	53.61	13	1.90	30.05
11	28	A	Gary GOODYEAR	Raw Fulcrum	5	53.45	14	2.15	30.76
12	16	A	James WALKER	Westfield Megabus	16	53.43	5	2.62	30.79
13	15	C	Austen GREENWAY	Fisher Fury Fireblade	16	54.00	16	3.19	29.93
14	63	C	Colin CHAPMAN	Fisher Fury	16	54.06	10	3.25	29.84
15	88	B	Adrian MOORE	Genesis Evo	16	54.21	12	3.40	29.62
16	17	C	Phil ALCOCK	Fisher Fury	15	54.91	7	4.15	28.61
17	33	A	Bob MORTIMER	BDN S32010	16	55.53	7	4.88	27.73
18	41	B	Nev CONSTABLE-BERRY	Spline GTR	16	58.69	7	5.34	26.87
19	23	A	Geoffrey MASON	Fisher Fury	16	58.85	15	6.08	26.05
20	25	C	Matt ROWE	Phoenix	6				
21	42	B	Paul RICKERS	Fisher Fury	15				
22	44	B	Judi DERISLEY	Westfield SE	6				
23	22	C	Ben BUTLER		5				

Not Seen

52 B Danhi BROMLOW

* No 2 - NO TRANSPOUNDER

Weather / Track: Cloudy / Dry

Start Time: 11:42

Brands Hatch Indy

19 Jun 10 12:00

Chief of Course:

Time Issued:

Chief Timekeeper: Terry Stevens

12.05

THESE RESULTS REMAIN PROVISIONAL FOR A MINIMUM OF 30 MINUTES FROM THE TIME OF ISSUE

Results processed on HS Sports Timing and Results Systems. Results online at www.750MC.co.uk



2nd Best Qualifying Times
AB Performance RGB Championship

Pos	No	Cl	Name	Car	Time
1	12	A	Paul ROGERS	Contour Cars	50.87
2	2	A	* John CUTMORE	Spline GTR	51.22
3	5	B	Derek JONES	Fisher Fury	51.81
4	50	B	Tim HOVERD	Fisher Fury	52.07
5	21	B	Matthew GREEN	Spline GTR	52.17
6	32	B	Lee BAVERSTOCK	STTR/Robinrid Phoenix	52.32
7	7	B	Richard WISE	AB Performance Sabre	52.48
8	18	B	Tony GAUNT	Wolfe ZXR	52.71
9	49	B	Doug CARTER	Genesis Evo	52.71
10	3	C	Alastair BOLLTON	Stuart Taylor Phoenix	52.84
11	16	A	James WALKER	Westfield Megabus	53.43
12	15	C	Austen GREENWAY	Fisher Fury Fireblade	53.49
13	63	C	Colin CHAPMAN	Fisher Fury	53.82
14	28	A	Gary GOODYEAR	Raw Fulcrum	53.84
15	88	B	Adrian MOORE	Genesis Evo	54.27
16	17	C	Phil ALCOCK	Fisher Fury	54.36
17	33	A	Bob MORTIMER	BDN S32010	54.90
18	41	B	Nev CONSTABLE-BERRY	Spline GTR	54.95
19	23	A	Geoffrey MASON	Fisher Fury	55.57
20	25	C	Matt ROWE	Phoenix	55.80
21	42	B	Paul RICKERS	Fisher Fury	56.49
22	44	B	Judi DERISLEY	Fisher Fury	57.16
23	22	C	Ben BUTLER	Westfield SE	1:00.00

Chief of Course:

Time Issued:

Chief Timekeeper:

12.05

THESE RESULTS REMAIN PROVISIONAL FOR A MINIMUM OF 30 MINUTES FROM THE TIME OF ISSUE

19 Jun 10 12:01



Combined Qualifying Times



Demon Tweeks / Yokohama Locost Championship

Pos	No	Cl	Name	Car	Session	Laps	Best	on Lap	Mph
1	3		Alastair GARRATT	Locost	A	13	58.22	7	74.14
2	2		Scott MITTELL	Locost	A	13	58.23	4	74.13
3	70		Sian STAFFORD	Locost	A	13	58.32	4	74.01
4	40		Paul BRYANT	Locost	A	13	58.35	5	73.97
5	51		Matt CHERRINGTON	Locost	A	10	58.38	5	73.94
6	28		David BLACK	Locost	B	10	58.40	7	73.91
7	4		Tom COLLER	Locost	B	11	58.43	10	73.87
8	60	T	Sam BRADLEY	Locost	A	13	58.52	4	73.76
9	27		Alex VON EHRHEIM	Locost	A	13	58.81	10	73.40
10	6		Richard JENKINS	Locost	B	14	59.04	5	73.11
11	99		Martin GAMBLING	Locost	B	4	59.26	3	72.84
12	22		James McALLISTER	Locost	B	14	59.33	12	72.75
13	11	T	Lynfel OWEN	Locost	B	12	59.42	5	72.64
14	88	T	Nicholas MORLEY	Locost	B	14	59.45	11	72.61
15	39		Steve EVANS	Locost	B	14	59.58	8	72.45
16	24		Lee BANKHURST	Locost	B	14	59.71	8	72.29
17	16		Victoria PICKLES	Locost	A	13	59.74	9	72.25
18	91		Max LEES	Locost	A	13	59.96	3	71.99
19	71		Jason GIBBONS	Locost	B	14	1:00.00	5	71.94
20	43	T	Simon WOOD	Locost	A	13	1:00.10	5	71.82
21	72		Stephen KIMBER	Locost	B	14	1:00.15	7	71.76
22	44		Campbell CASSIDY	Locost	B	11	1:00.22	4	71.68
23	8		James PINKERTON	Locost	B	14	1:00.39	14	71.48
24	57		Mike LEAR	Locost	A	12	1:00.54	6	71.30
25	58	T	Anthony MAY	Locost	A	12	1:00.75	6	71.05
26	74		Steven WELLS	Locost	B	14	1:00.94	13	70.83
27	52		Richard LEE	Locost	B	14	1:01.14	9	70.60
28	54		David MORROW	Locost	A	12	1:01.27	9	70.45
29	73		Rob APSEY	Locost	A	12	1:01.56	4	70.12
30	38		Stuart GILL	Locost	A	11	1:01.64	7	70.03
31	5		Gary CORKHILL	Locost	A	13	1:01.65	3	70.01
32	29		* Robert KERKHOVEN	Locost	A	12	1:01.97	12	69.65
33	61	T	Chris SELLARS	Locost	B	13	1:02.53	4	69.03
34	77		Nick SELBY	Locost	A	6	1:02.58	4	68.97
35	26	T	Ian MITTELL	Locost	A	12	1:02.82	11	68.71
36	36		Trevor FAUNCH	Locost	A	12	1:03.11	11	68.39
37	32		Shaun BRAME	Locost	B	12	1:03.87	6	67.58
38	37		Barry STUART	Locost	B	13	1:04.01	11	67.43
39	21		David BERRY	Locost	A	12	1:04.11	11	67.33
40	35		Sean GRAHAM	Locost	B	13	1:05.66	7	65.74
41	59		Carl PICKERING	Locost	B	0	DNS	0	

* No 29 - NO TRANSPONDER DETECTED. No 59 - seen but 0 laps completed.

Brands Hatch Indy

20 Jun 10 10:40

Clerk of Course : 	Time Issued : 10.54	Chief Timekeeper : 
---	------------------------	---

THESE RESULTS REMAIN PROVISIONAL FOR A MINIMUM OF 30 MINUTES FROM THE TIME OF ISSUE AND UNTIL ALL JUDICIAL AND TECHNICAL MATTERS HAVE BEEN SETTLED

Results produced on HS Sports Timing and Results Systems. Results online at www.750MC.co.uk



Provisional Qualifying Times - P11
750MC MR2 Championship

Pl	No	Cl	Name	Car	Laps	Time on Lap	Behind	MPH
1	55	B	Andre BGAUTOV	Toyota MR2 Mk2	14	57.87	13	74.59
2	28	B	Zac CHAPMAN	Toyota MR2 Mk2	14	57.94	7	74.50
3	58	B	Steve LUMLEY	Toyota MR2 Mk2	14	58.32	7	74.01
4	38	B	David BRYANT	Toyota MR2 Mk2	13	58.62	13	73.63
5	77	B	John WILSON	Toyota MR2 Mk2	7	58.79	8	73.42
6	24	B	Paul HUTTON	Toyota MR2 Mk2	14	58.81	10	73.40
7	48	B	Alex KNIGHT	Toyota MR2 Mk2	13	58.81	11	73.40
8	25	B	Clive MORPHETT	Toyota MR2 Mk2	12	58.94	7	73.23
9	68	B	Alexander LENNON	Toyota MR2 Mk2	14	59.02	4	73.13
10	42	B	Colin HALLS	Toyota MR2 Mk2	13	59.03	7	73.12
11	21	B	Ben ROWE	Toyota MR2 Mk1	13	59.10	5	73.04
12	33	B	George ROBINSON/Jst Reserve	Toyota MR2 Mk2	13	59.13	8	73.00
13	36	B	Robert BARNETT	Toyota MR2 Mk2	13	59.16	8	72.96
14	37	B	Michael WELLS	Toyota MR2 Mk2	14	59.31	10	72.78
15	27	B	Simon TOPP	Toyota MR2 Mk2	13	59.37	12	72.70
16	29	B	Paul HINSON	Toyota MR2 Mk2	14	59.40	11	72.67
17	67	B	Leo MCKEE	Toyota MR2 Mk2	13	59.49	5	72.56
18	23	B	James CROSS	Toyota MR2 Mk2	13	59.66	5	72.36
19	64	B	Matthew MARSH	Toyota MR2 Mk2	14	59.70	14	72.30
20	26	B	Paul GRIMMETT	Toyota MR2 Mk2	13	59.75	13	72.24
21	35	B	Richard SEYMOUR	Toyota MR2 Mk2	12	59.76	5	72.23
22	48	B	Anthony KNIGHT	Toyota MR2 Mk2	13	1:00.28	7	71.61
23	79	C	Jonathan GRIMES	Toyota MR2 Mk2	12	1:00.32	12	71.58
24	88	C	Stuart NICHOLLS	Toyota MR2 Mk2	14	1:00.40	5	71.46
25	84	B	Barry WILLSHER	Toyota MR2 Mk2	13	1:01.04	12	70.71
26	99	B	Lee GAMBELL	Toyota MR2 Mk2	13	1:01.32	7	70.39
27	89	C	Michael NICHOLLS/Jst Reserve	Toyota MR2 Mk2	12	1:01.38	3	70.32
28	43	B	John THORNER	Toyota MR2 Mk2	12	1:01.39	3	70.32
29	14	B	David ROWE	Toyota MR2 Mk2	12	1:01.39	3	70.32
30	49	B	Michael IZZARD	Toyota MR2 Mk2	12	1:02.48	3	69.07
31	32	B	George HOUGHAM	Toyota MR2 Mk2	12	1:03.30	5	68.10
32	30	B	Steve PEGG	Toyota MR2 Mk2	12	1:03.81	5	67.64
33	45	B	Robert WELLS	Toyota MR2 Mk2	11	1:04.33	8	66.48
34	44	B	Luke ALSTIN	Toyota MR2 Mk2	4	1:06.82	4	64.00

Weather / Track: Cloudy / Dry

Start Time: 18:58

Stands Hatch Indv

20 Jun 10 11:30

Chief of Course: [Signature]

Time Issued:

Chief Timekeeper: Terry Stevens

THESE RESULTS REMAIN PROVISIONAL FOR A MINIMUM OF 30 MINUTES FROM THE TIME OF ISSUE AND UNTIL ALL APPLICABLE AND TECHNICAL WRITERS HAVE BEEN SETTLED

Results produced on HS Sports Timing and Results Systems. Results online at www.750MC.co.uk



2nd Best Qualifying Times
750MC MR2 Championship

Pos	No	Cl	Name	Car	Time
1	28	B	Zac CHAPMAN	Toyota MR2 Mk2	57.98
2	55	B	Andre BGAUTOV	Toyota MR2 Mk2	57.99
3	68	B	Steve LUMLEY	Toyota MR2 Mk2	58.54
4	38	B	David BRYANT	Toyota MR2 Mk2	58.96
5	24	B	Paul HUTTON	Toyota MR2 Mk2	58.97
6	48	B	Alex KNIGHT	Toyota MR2 Mk2	59.04
7	68	B	Alexander LENNON	Toyota MR2 Mk2	59.08
8	77	B	John WILSON	Toyota MR2 Mk2	59.12
9	26	B	Clive MORPHETT	Toyota MR2 Mk2	59.16
10	33	B	George ROBINSON	Toyota MR2 Mk2	59.25
11	36	B	Robert BARNETT	Toyota MR2 Mk2	59.27
12	21	B	Ben ROWE	Toyota MR2 Mk1	59.29
13	37	B	Michael WELLS	Toyota MR2 Mk2	59.38
14	29	B	Paul HINSON	Toyota MR2 Mk2	59.43
15	42	B	Colin HALLS	Toyota MR2 Mk2	59.51
16	23	B	James CROSS	Toyota MR2 Mk2	59.62
17	27	B	Simon TOPP	Toyota MR2 Mk2	59.75
18	67	B	Leo MCKEE	Toyota MR2 Mk2	59.78
19	64	B	Matthew MARSH	Toyota MR2 Mk2	59.80
20	48	B	Anthony KNIGHT	Toyota MR2 Mk2	1:00.01
21	28	B	Paul GRIMMETT	Toyota MR2 Mk2	1:00.40
22	35	B	Richard SEYMOUR	Toyota MR2 Mk2	1:00.46
23	79	C	Jonathan GRIMES	Toyota MR2 Mk2	1:01.38
24	88	C	Stuart NICHOLLS	Toyota MR2 Mk2	1:01.38
25	84	B	Barry WILLSHER	Toyota MR2 Mk2	1:01.38
26	99	B	Lee GAMBELL	Toyota MR2 Mk2	1:01.38
27	43	B	John THORNER	Toyota MR2 Mk2	1:01.38
28	89	C	Michael NICHOLLS	Toyota MR2 Mk2	1:01.38
29	14	B	David ROWE	Toyota MR2 Mk2	1:02.19
30	40	B	Michael IZZARD	Toyota MR2 Mk2	1:02.33
31	32	B	George HOUGHAM	Toyota MR2 Mk2	1:04.33
32	30	B	Steve PEGG	Toyota MR2 Mk2	1:04.53
33	45	B	Robert WELLS	Toyota MR2 Mk2	1:06.32
34	44	B	Luke ALSTIN	Toyota MR2 Mk2	1:08.05

Chief of Course: [Signature]

Time Issued:

Chief Timekeeper:

20 Jun 10 11:11

THESE RESULTS REMAIN PROVISIONAL FOR A MINIMUM OF 30 MINUTES FROM THE TIME OF ISSUE



Provisional Qualifying Times - P12

750MC 750 Trophy Series

Pl	No	Cl	Name	Car	Laps	Time on Lap	Behind	MPH
1	9	C	Paul GOROLINI	JB	14	1:01.52	12	70.16
2	27	C	Grahame WEETMAN	DNC	14	1:03.44	4	1.92 68.04
3	12	I	Erie MINHINNICK	Apal Teapot Formula Vee	14	1:04.88	12	3.34 66.55
4	73	C	Nic GRELE	Jeffrey Mk1	9	1:05.20	5	3.88 66.20
5	15	I	Ron WELSH	Fairthorpe FJ	13	1:05.70	13	4.18 65.70
6	2	I	Roger WINDLEY	Time 3B	13	1:05.80	9	4.28 65.60
7	75	A	Mike PECK	Austin 7	13	1:10.35	7	8.83 61.36
8	32	A	David WHETTON	A7 Mouse Racer	12	1:10.99	12	9.47 60.80
9	38	C	Russell SPINKS	Hague	4	1:11.15	3	9.63 60.67
10	13	A	Gregan THURSTON	Austin 7 Super	10	1:12.08	4	10.56 59.88
11	30	A	Tim MYALL	Austin 7 Pigsty	10	1:12.65	9	11.13 59.41
12	31	A	Christian PEDERSEN	Austin 7 Special	13	1:13.00	6	11.48 59.13
13	11	A	Ben MYALL	Austin 7 Pigsty Mk13	12	1:13.14	11	11.62 59.02
14	26	A	Mike WHITBY	Austin 7 Mason Special	10	1:13.81	8	12.29 58.48
15	21	A	Allstair FRAYLING-CORK	Austin 7 Special	12	1:14.46	7	12.94 57.97
16	6	A	John GASKING	Austin 7	10	1:17.02	8	15.50 56.04
17	8	A	John WEBB	Rawson A7	7	1:17.75	5	16.23 55.52
18	17	A	Timothy HOLCROFT-SMITH	Austin 7 Ulster	10	1:18.67	4	17.15 54.87
19	97	A	Malcom HILLS	Austin Pigsty Special	11	1:20.28	9	18.76 53.77
20	23	C	Lyndon THURSTON	DNC Trophy	1	2:50.98	1	1:49.46 25.25

Weather / Track:

Start Time : 11:14

Brands Hatch Indy

20 Jun 10 11:40

Clerk of Course : <i>RB 11.45</i>	Time Issued :	Chief Timekeeper : Terry Stevens
--------------------------------------	---------------	----------------------------------

THESE RESULTS REMAIN PROVISIONAL FOR A MINIMUM OF 30 MINUTES FROM THE TIME OF ISSUE AND UNTIL ALL JUDICIAL AND TECHNICAL MATTERS HAVE BEEN SETTLED.

Results produced on HS Sports Timing and Results Systems. Results online at www.750MC.co.uk



Provisional Qualifying Times - P13

750MC Formula Vee Championship

PI	No	Cl	Name	Car	Laps	Time on Lap	Behind	MPH
1	3		Martin FARMER	GAC	17	52.03	16	82.96
2	30		Ashley SUTTON	Storm 2007	17	52.63	17	82.01
3	10		Peter BELSEY	Spyder MK2	17	52.66	13	81.97
4	33		Ben ANDERSON	GAC 1	17	52.82	17	81.72
5	23	B	Ian JORDAN	Sheane	17	53.25	8	81.06
6	21		David TOWNROW	Leastone	16	53.57	12	80.57
7	8		Paul TAYLOR	GAC	14	53.62	12	80.50
8	52		Dan BRIGHAM	AHS	17	53.68	9	80.41
9	99		Gethin JONES	Storm SG09	16	53.70	11	80.38
10	5		Declan McDONNELL	GAC 03	16	53.71	10	80.36
11	45		Chris MARSHALL	Storm	16	53.99	7	79.95
12	13		Steve OUGH	AHS Challenger	16	54.09	9	79.80
13	31		Graham GANT	WEV	16	54.21	9	79.62
14	18		Tim PROBERT	Storm SF1	16	54.29	14	79.51
15	43		John STAPLETON	Leastone	16	54.46	6	79.26
16	25		Gillad KREIN	GAC	12	54.58	9	79.08
17	36		Mike HATTON	AHS Challenger	15	55.27	8	78.10
18	77		Matthew PERKS	GAC	16	55.31	7	78.04
19	67		Alan SWAIN	GAC	16	55.68	12	77.52
20	85	B	Tony DOWSON	Sheane	16	56.24	14	76.75
21	92		Tony MITCHELL	Ray	15	57.05	7	75.66
22	37		Glyn DAVIES	AHS Challenger	16	57.05	14	75.66
23	41		Gordon BARNES	Spyder	15	57.66	14	74.86
24	26		Peter ANDREWS	Sheane Mk2	15	57.82	11	74.65
25	28	B	Ben WILLIAMS	Sheane Mk1	15	57.91	11	74.54
26	32		Paul SMITH	Storm 2006	2	58.50	2	73.78
27	44		Andrew PERKS	GAC	14	58.55	14	73.72
28	29	B	Sam ENGINEER	Sheane Mk2	15	58.97	15	73.20

* No 45 - TRANSPONDER STOPPED WORKING

Weather / Track: Cloudy / Dry

Start Time : 11:34

Brands Hatch Indy

20 Jun 10 11:55

Clerk of Course 	Time Issued : 12.35	Chief Timekeeper : Terry Stevens 
---	------------------------	---

THESE RESULTS REMAIN PROVISIONAL FOR A MINIMUM OF 30 MINUTES FROM THE TIME OF ISSUE AND UNTIL ALL JUDICIAL AND TECHNICAL MATTERS HAVE BEEN SETTLED.

Results produced on HS Sports Timing and Results Systems. Results online at www.750MC.co.uk



Provisional Qualifying Times - P14
Premier Choice Group 750 Formula Championship

Pl	No	Cl	Name	Car	Laps	Time on Lap	Behind	MPH
1	7		Petar BOVE	ADR 750F	13	63.39	12	80.85
2	2		Mick HARRIS	Darvi 877	14	63.78	11	80.26
3	97		Nathaniel COOPER	Davis T7	15	63.79	11	80.25
4	6		Bill RUTTER	Darvi Mk6	13	64.11	13	79.77
5	1		Dave ROBSON	SDAR/83	8	64.65	8	78.98
6	6		Bob SIMPSON	SS/F	14	64.71	14	78.90
7	71		Max SHEPPARD	Sheppard MS750/01	14	65.07	8	78.38
8	13		Rod HILL	Mystic T4/21	15	65.09	15	78.35
9	70	B	Guy SHEPPARD	ADR 3 GS	12	65.47	7	77.82
10	55		Roger ROWE	Centaur Mk 20	4	65.55	4	77.70
11	27		Sue HARRIS	Darvi 5/97	13	65.19	13	76.82
12	11	B	Paul MORRIS	Darvi 92J	14	66.33	11	76.63
13	23	B	Paul COLLINS	Darvi Mk5	13	66.40	10	76.53
14	42		Martin KEMP	Racekits Falcon	5	66.88	3	75.89
15	77	B	Dick HARTLE	Tristesse Mk7	13	67.00	9	75.73
16	36	B	Nigel HARVEY	PC Special	14	67.11	13	75.58
17	17		Andrew LAKE	Darvi 91D	13	68.67	10	73.57
18	22	B	Andrew BOOTH	Centaur	13	69.08	10	73.06
19	30	B	Ulric HILLIAM	ADR T5	10	1:03.68	8	67.78

Not-Seen

88 B Edward DOVE BCR2

Weather / Track: Cloudy / Dry

Start Time : 11:59

Brands Hatch Indy

20 Jun 10 12:19

Clerk of Course :  12.2.7	Time Issued :	Chief Timekeeper : Terry Stevens 
---	---------------	---

THESE RESULTS REMAIN PROVISIONAL FOR A MINIMUM OF 30 MINUTES FROM THE TIME OF ISSUE AND UNTIL ALL JUDICIAL AND TECHNICAL MATTERS HAVE BEEN SETTLED.

Results produced on HS Sports Timing and Results Systems. Results online at www.750MC.co.uk



Provisional Qualifying Times - P15

Polleysport/Yokohama SAXMAX Championship

Pl	No	Cl	Name	Car	Laps	Time on Lap	Behind	MPH
1	4		Aaron TRIGWELL	Citroen Saxo VTR	7	59.34	6	72.74
2	10		Scott MOAKES	Citroen Saxo VTR	12	59.51	10	72.53
3	54		Anthony WHORTON-EALES	Citroen Saxo VTR	15	59.53	11	72.51
4	89		Shane STONEY	Citroen Saxo VTR	13	59.62	5	72.40
5	13		Chris WARBURTON	Citroen Saxo VTR	15	59.69	15	72.31
6	18		Jordan WILLSON	Citroen Saxo VTR	14	59.73	5	72.27
7	95		Myles COLLINS	Citroen Saxo VTR	13	59.87	5	72.10
8	96		Shaun CLAY	Citroen Saxo VTR	15	59.96	6	71.99
9	22		William PLANT	Citroen Saxo VTR	15	59.96	9	71.99
10	81		Henry GILBERT	Citroen Saxo VTR	15	1:00.13	11	71.78
11	15		Ashley DIBDEN	Citroen Saxo VTR	15	1:00.13	15	71.78
12	17		William DAVISON	Citroen Saxo VTR	15	1:00.37	13	71.50
13	55		Jordan ANNELLS	Citroen Saxo VTR	15	1:00.44	11	71.42
14	90		Jordan BATTS	Citroen Saxo VTR	13	1:01.93	7	69.70
15	47		Owen HUNTER	Citroen Saxo VTR	6	1:08.29	6	63.21

Weather / Track: Cloudy / Dry

Start Time : 12:26

Brands Hatch Indy

20 Jun 10 12:45

Clerk of Course :  12.51	Time Issued :	Chief Timekeeper : Terry Stovons 
---	---------------	--

THESE RESULTS REMAIN PROVISIONAL FOR A MINIMUM OF 30 MINUTES FROM THE TIME OF ISSUE AND UNTIL ALL JUDICIAL AND TECHNICAL MATTERS HAVE BEEN SETTLED.


Results produced on HS Sports Timing and Results Systems. Results online at www.750MC.co.uk

RACE GRID

750MC MR2 Super GT Series

Race 1

ROW 6			
ROW 5	48 00:59.860 Antony KNIGHT	67 01:00.350 Leo McKEE	
ROW 4	46 00:59.580 Alex KNIGHT	27 00:59.640 Simon TOPP	
ROW 3	68 00:59.060 Alexander LENNON	77 00:59.370 John WILSON	
ROW 2	78 00:57.700 Rowland WOOLLEY	1 00:58.110 Patrick MORTELL	
ROW 1	95 00:55.300 Anthony DAY	23 00:56.550 Rob HORSFIELD	
POLE			



RACE GRID

750MC Allcomers

Race 2

ROW 8

ROW 7

ROW 6

ROW 5

ROW 4

ROW 3

ROW 2

ROW 1

40 00:59.840
Campbell CASSIDY

88 01:00.200
Mark TSANG

83 00:58.680
Paul BLACKBURN

18 00:59.380
Dan SUMMERS

44 00:57.680
Judi DERISLEY

54 00:58.590
Maurice HAYDEN

23 00:56.290
Rob HORSFIELD

16 00:57.150
Matthew SMITH

65 00:51.450
Richard GILMOUR

4 00:53.310
Gwyn POLLARD

11 00:48.920
Steve CAVE

80 00:49.600
David ENDERBY

95 00:47.500
Richard STABLES

12 00:48.340
* Ake BORNEBUSCH

POLE

RACE GRID

750MC Formula 4 Championship

Race 3

88 Michael FRYATT 00:56.030	40 David WOODSWORTH-D 00:56.550
63 James HARRIS 00:52.060	27 Mike WEBBER 00:52.820
24 James SIMONS 00:51.720	83 Paul PRESGRAVES 00:52.010
64 John WHITBOURN 00:51.320	84 Mark EDWARDS 00:51.650
79 Oliver SIRRELL 00:49.530	22 Daniel HANDS 00:50.000
5 Bryn TOOTELL 00:49.390	41 Simon EMMERSON 00:49.520
28 Shane KELLY 00:48.410	76 Jennifer SCOTT 00:49.210
4 Andrew MINNETT 00:48.020	7 Robbie WATTS 00:48.320
1 Jonathan WESTON-TAYL 00:47.520	6 Malcolm SCOTT 00:47.710

POLE

RACE GRID

750MC Formula 4 Championship

Race 3 (Restart 2)

88 Michael FRYATT

27 Mike WEBBER

24 James SIMONS

7 Robbie WATTS

41 Simon EMMERSON

5 Bryn TOOTELL

6 Malcolm SCOTT

1 Jonathan WESTON-TAYLOR

40 David WOODSWORTH-DALE

63 James HARRIS

64 John WHITBOURN

76 Jennifer SCOTT

79 Oliver SIRRELL

28 Shane KELLY

4 Andrew MINNETT


POLE

RACE GRID

750MC Kit Car Championship

Race 4

ROW 6	38 00:57.140 David CALDECOURT	47 00:59.700 Bruce BROWN
ROW 5	6 00:55.490 Nigel BROWN	82 00:55.660 Rob JOHNSTON
ROW 4	24 00:54.120 Guy HUSSEY	66 00:55.390 Jonathan CHRISTIE-RUN
ROW 3	9 00:55.190 Anton LONDON	5 00:55.320 Ian KEMPSON
ROW 2	21 00:55.030 Stephen LANSLEY	39 00:55.110 Chris SCOPES
ROW 1	8 00:53.620 John MOORE	53 00:53.690 Andy HILEY
POLE		



No 24 - 4 position penalty from previous race.

RACE GRID

Sports Racing & GT Challenge

Race 5

ROW 10

ROW 9

40 01:08.820
Charles BEST

ROW 8

57 01:00.940
Jon JEFFREY

7 01:02.870
Graham COWELL

ROW 7

10 00:59.360
Peter SMITH

22 00:59.990
Marlin TYMAN

ROW 6

77 00:58.950
Stephen BROWN

31 00:59.030
Barry SHEPPARD

ROW 5

41 00:58.070
Paul RICHARDSON

17 00:58.930
Graham PADDICK

ROW 4

55 00:55.580
Peter WRIGHT

16 00:57.420
Matthew SMITH

ROW 3

4 00:53.410
Gwyn POLLARD

37 00:55.290
Mike WALKER

ROW 2

26 00:52.970
Clinton DORRELL

34 00:53.260
Roger DONNAN

ROW 1

65 00:51.910
Cheng LIM

71 00:52.650
Andrew TODD

POLE


RACE GRID

750MC Bike-Sports Championship

Race 6

ROW 8		78 00:59.330 Peter BROWN	
ROW 7	24 00:53.750 Keith O'BRIEN		27 00:55.980 Joe JACKSON
ROW 6		62 00:53.280 Lewis SHELLEY	57 00:53.670 Oliver COX
ROW 5	32 00:50.240 Paul LE MAITRE		68 00:50.310 Shane PORTER
ROW 4		12 00:48.690 Ake BORNEBUSCH	11 00:48.970 Steve CAVE
ROW 3	25 00:48.100 James BREAKELL		6 00:48.210 Nigel PLACE
ROW 2		95 00:47.610 Richard STABLES	80 00:48.030 Christian ENDERBY
ROW 1	1 00:46.450 Darren LUKE		23 00:46.840 Jonathan WRIGHT

POLE



Amended

RACE GRID

Polleysport/Yokohama SAXMAX Championship

Race 7

ROW 8

ROW 7

ROW 6

ROW 5

ROW 4

ROW 3

ROW 2

ROW 1

90	01:01.550 Jordan BATTS	89	00:59.540 Shane STONEY	
	17	01:00.750 William DAVISON	55	01:00.900 Jordan ANNELLS
15	01:00.320 Ashley DIBDEN	81	01:00.440 Henry GILBERT	
	22	01:00.160 William PLANT	96	01:00.250 Shaun CLAY
10	01:00.100 Scott MOAKES	18	01:00.160 Jordan WILLSON	
	13	00:59.790 Chris WARBURTON	95	01:00.000 Myles COLLINS
54	00:59.580 Anthony WHORTON-EAL	4	00:59.730 Aaron TRIGWELL	

POLE

No 89 elected to start from back of grid

AMENDED

RACE GRID

AB Performance RGB Championship

Race 8

ROW 12		22 00:58.290 Ben BUTLER		
ROW 11	42 00:56.150 Paul RICKERS		44 00:56.890 Judi DERISLEY	
ROW 10		23 00:55.530 Geoffrey MASON		25 00:55.690 Matt ROWE
ROW 9	33 00:54.210 Bob MORTIMER		41 00:54.910 Neil CONSTABLE-BERRY	
ROW 8		68 00:54.000 Adrian MOORE		77 00:54.060 Phil ALCOCK
ROW 7	15 00:53.450 Austen GREENWAY		63 00:53.520 Colin CHAPMAN	
ROW 6		28 00:53.270 Gary GOODYEAR		16 00:53.430 James WALKER
ROW 5	49 00:52.550 Tony GAUNT		3 00:52.610 Alastair BOULTON	
ROW 4		7 00:52.290 Doug CARTER		88 00:52.320 Richard WISE
ROW 3	50 00:51.980 Tim HOVERD		32 00:52.160 Lee BAVERSTOCK	
ROW 2		21 00:51.790 Mathew GREEN		5 00:51.810 Derek JONES
ROW 1	12 00:50.810 Paul ROGERS		2 00:51.100 John CUTMORE	
POLE				

RACE GRID

750MC MR2 Super GT Series

Race 9

ROW 6

ROW 5

ROW 4

ROW 3

ROW 2

ROW 1

48 00:59.960
Antony KNIGHT

67 01:00.520
Lee McKEE

27 00:59.840
Simon TOPP

46 00:59.740
Alex KNIGHT

68 00:59.170
Alexander LENNON

77 00:59.390
John WILSON

78 00:57.910
Rowland WOOLLEY

1 00:58.430
Patrick MORTELL

95 00:55.330
Anthony DAY

23 00:56.670
Rob HORSFIELD

POLE


RACE GRID

750MC Bike-Sports Championship

Race 10

ROW 8	78 01:00.120 Peter BROWN	
ROW 7	24 00:53.750 Keith O'BRIEN	27 00:56.470 Joe JACKSON
ROW 6	62 00:53.650 Lewis SHELLEY	57 00:53.740 Oliver COX
ROW 5	68 00:50.430 Shane PORTER	32 00:50.760 Paul LE MAITRE
ROW 4	12 00:48.870 Ake BORNEBUSCH	11 00:49.080 Steve CAVE
ROW 3	6 00:48.270 Nigel PLACE	80 00:48.300 Christian ENDERBY
ROW 2	95 00:47.630 Richard STABLES	25 00:48.180 James BREAKELL
ROW 1	1 00:46.530 Darren LUKE	23 00:46.920 Jonathan WRIGHT

POLE



RACE GRID

AB Performance RGB Championship

Race 11

ROW 12		22 01:00.880 Ben BUTLER		
ROW 11	42 00:56.490 Paul RICKERS		44 00:57.160 Judi DERISLEY	
ROW 10		23 00:55.670 Geoffrey MASON		25 00:55.800 Matt ROWE
ROW 9	77 00:54.400 Phil ALCOCK		41 00:54.950 Neil CONSTABLE-BERRY	
ROW 8		68 00:54.270 Adrian MOORE		33 00:54.350 Bob MORTIMER
ROW 7	63 00:53.520 Colin CHAPMAN		28 00:53.840 Gary GOODYEAR	
ROW 6		16 00:53.430 James WALKER		15 00:53.490 Austen GREENWAY
ROW 5	7 00:52.710 Doug CARTER		3 00:52.840 Alastair BOULTON	
ROW 4		88 00:52.480 Richard WISE		49 00:52.710 Tony GAUNT
ROW 3	21 00:52.070 Mathew GREEN		32 00:52.320 Lee BAVERSTOCK	
ROW 2		5 00:51.810 Derek JONES		50 00:52.010 Tim HOVERD
ROW 1	12 00:50.870 Paul ROGERS		2 00:51.220 John CUTMORE	

POLE

RACE GRID

Demon Tweaks / Yokohama Locost Championship

Race 12 - Heat

ROW 16	35 01:05.660 Sean GRAHAM	59 Subject to CofC Carl PICKERING
ROW 15	37 01:04.010 Barry STUART	21 01:04.110 David BERRY
ROW 14	36 01:03.110 Trevor FAUNCH	32 01:03.870 Shaun BRAME
ROW 13	77 01:02.580 Nick SELBY	26 01:02.820 Ian MITTELL
ROW 12	29 01:01.970 * Robert KERKHOVEN	61 01:02.530 Chris SELLARS
ROW 11	38 01:01.640 Stuart GILL	5 01:01.650 Gary CORKHILL
ROW 10	54 01:01.270 David MORROW	73 01:01.560 Rob APSEY
ROW 9	74 01:00.940 Steven WELLS	52 01:01.140 Richard LEE
ROW 8	57 01:00.540 Mike LEAR	58 01:00.750 Anthony MAY
ROW 7	44 01:00.220 Campbell CASSIDY	8 01:00.390 James PINKERTON
ROW 6	43 01:00.100 Simon WOOD	72 01:00.150 Stephen KIMBER
ROW 5	91 00:59.960 Max LEES	71 01:00.000 Jason GIBBONS
ROW 4	24 00:59.710 Lee BANKHURST	16 00:59.740 Victoria PICKLES
ROW 3	88 00:59.450 Nicholas MORLEY	39 00:59.580 Steve EVANS
ROW 2	22 00:59.330 James McALLISTER	11 00:59.420 Lynfel OWEN
ROW 1	6 00:59.040 Richard JENKINS	99 00:59.260 Martin GAMBLING

POLE

RACE GRID

750MC MR2 Championship

Race 13

ROW 16	45 01:04.930 Robert WELLS	44 01:06.820 Luke AUSTIN
ROW 15	32 01:03.380 George HOUGHAM	30 01:03.810 Steve PEGG
ROW 14	14 01:01.970 David ROWE	40 01:02.490 Michael IZZARD
ROW 13	99 01:01.040 Lee GAMBELL	43 01:01.380 John THORNER
ROW 12	88 01:00.320 Stuart NICHOLLS	84 01:00.400 Barry WILLISHER
ROW 11	48 00:59.760 Antony KNIGHT	79 01:00.280 Jonathan GRIMES
ROW 10	26 00:59.700 Paul GRIMMETT	35 00:59.750 Richard SEYMOUR
ROW 9	23 00:59.490 James CROSS	64 00:59.660 Matthew MARSH
ROW 8	29 00:59.370 Paul HINSON	67 00:59.400 Lee MCKEE
ROW 7	37 00:59.310 Michael WELLS	27 00:59.370 Simon TOPP
ROW 6	21 00:59.100 Ben ROWE	36 00:59.160 Robert BARNETT
ROW 5	68 00:59.020 Alexander LENNON	42 00:59.030 Colin HALLS
ROW 4	46 00:58.810 Alex KNIGHT	25 00:58.940 Clive MORPHETT
ROW 3	77 00:58.790 John WILSON	24 00:58.810 Paul HUTSON
ROW 2	58 00:58.320 Steve LUMLEY	38 00:58.620 David BRYANT
ROW 1	55 00:57.870 Andrei BGATOV	28 00:57.940 Zac CHAPMAN

POLE


RESERVES IN ORDER: 33 89

RACE GRID

750MC 750 Trophy Series

Race 14

ROW 10	97 01:20.280 Malcom HILLS	23 02:50.980 Lyndon THURSTON
ROW 9	8 01:17.750 John WEBB	17 01:18.670 Timothy HOLCROFT-SMI
ROW 8	21 01:14.460 Alistair FRAYLING-CORK	6 01:17.020 John GASKING
ROW 7	11 01:13.140 Ben MYALL	26 01:13.810 Mike WHITBY
ROW 6	30 01:12.650 Tim MYALL	31 01:13.000 Christian PEDERSEN
ROW 5	38 01:11.150 Russell SPINKS	13 01:12.080 Gegan THURSTON
ROW 4	75 01:10.350 Mike PECK	32 01:10.890 David WHETTON
ROW 3	15 01:05.700 Ron WELSH	2 01:05.800 Roger WINDLEY
ROW 2	12 01:04.860 Erle MINHINICK	73 01:05.200 Nic GRELE
ROW 1	9 01:01.520 Paul GOROLINI	27 01:03.440 Grahame WEETMAN
POLE		



RACE GRID

750MC Formula Vee Championship

Race 15

44 Andrew PERKS 00:58.550

28 Ben WILLIAMS 00:57.910

41 Gordon BARNES 00:57.660

92 Tony MITCHELL 00:57.050

67 Alan SWAIN 00:55.680

36 Mike HATTON 00:55.270

43 John STAPLETON 00:54.460

31 Graham GANT 00:54.210

45 Chris MARSHALL 00:53.990

99 Gethin JONES 00:53.700

8 Paul TAYLOR 00:53.620

23 Ian JORDAN 00:53.250

10 Peter BELSEY 00:52.660

3 Martin FARMER 00:52.030

29 Sam ENGINEER 00:58.970

32 Paul SMITH 00:58.500

26 Peter ANDREWS 00:57.820

37 Glyn DAVIES 00:57.050

85 Tony DOWSON 00:56.240

77 Matthew PERKS 00:55.310

25 Gilad KREIN 00:54.580

18 Tim PROBERT 00:54.290

13 Steve OUGH 00:54.090

5 Declan McDONNELL 00:53.710

52 Dan BRIGHAM 00:53.680

21 David TOWNROW 00:53.570

33 Ben ANDERSON 00:52.820

30 Ashley SUTTON 00:52.630


POLE

RACE GRID

Premier Choice Group 750 Formula Championship

Race 16

ROW 10		30 01:03.680 Ulric HILLIAM	
ROW 9	17 00:58.670 Andrew LAKE		22 00:59.080 Andrew BOOTH
ROW 8		77 00:57.000 Dick HARTLE	36 00:57.110 Nigel HARVEY
ROW 7	23 00:56.400 Paul COLLINS		42 00:56.880 Martin KEMP
ROW 6		27 00:56.190 Sue HARRIS	11 00:56.330 Paul MORRIS
ROW 5	70 00:55.470 Guy SHEPPARD		55 00:55.550 Roger ROWE
ROW 4		71 00:55.070 Max SHEPPARD	13 00:55.090 Rod HILL
ROW 3	1 00:54.650 Dave ROBSON		6 00:54.710 Bob SIMPSON
ROW 2		97 00:53.790 Nathaniel COOPER	5 00:54.110 Bill RUTTER
ROW 1	7 00:53.390 Peter BOVE		2 00:53.780 Mick HARRIS
POLE			



RACE GRID

Polleysport/Yokohama SAXMAX Championship

Race 17

ROW 8	47 01:08.290 Owen HUNTER	
ROW 7	55 01:00.440 Jordan ANNELLS	90 01:01.930 Jordan BATTS
ROW 6	15 01:00.130 Ashley DIBDEN	17 01:00.370 William DAVISON
ROW 5	22 00:59.960 William PLANT	81 01:00.130 Henry GILBERT
ROW 4	95 00:59.870 Myles COLLINS	96 00:59.960 Shaun CLAY
ROW 3	13 00:59.690 Chris WARBURTON	18 00:59.730 Jordan WILLSON
ROW 2	54 00:59.530 Anthony WHORTON-EAL	89 00:59.620 Shane STONEY
ROW 1	4 00:59.340 Aaron TRIGWELL	10 00:59.510 Scott MOAKES

POLE

RACE GRID

Demon Tweeks / Yokohama Locost Championship

Race 18 - Final

ROW 16	35 Sean GRAHAM	59 Carl PICKERING
ROW 15	71 Jason GIBBONS	73 Rob APSEY
ROW 14	32 Shaun BRAME	37 Barry STUART
ROW 13	26 Ian MITTELL	36 Trevor FAUNCH
ROW 12	54 David MORROW	5 Gary CORKHILL
ROW 11	44 Campbell CASSIDY	52 Richard LEE
ROW 10	91 Max LEES	77 Nick SELBY
ROW 9	74 Steven WELLS	57 Mike LEAR
ROW 8	72 Stephen KIMBER	8 James PINKERTON
ROW 7	16 Victoria PICKLES	11 Lynfel OWEN
ROW 6	22 James McALLISTER	88 Nicholas MORLEY
ROW 5	27 Alex VON EHRHEIM	6 Richard JENKINS
ROW 4	4 Tom COLLER	60 Sam BRADLEY
ROW 3	51 Matt CHERRINGTON	28 David BLACK
ROW 2	70 Sian STAFFORD	40 Paul BRYANT
ROW 1	3 Alastair GARRATT	2 Scott MITTELL

POLE

THERE ARE NO RESERVES

RACE GRID

750MC MR2 Championship

Race 19

ROW 16	45 01:05.320 Robert WELLS	44 01:08.050 Luke AUSTIN
ROW 15	32 01:04.330 George HOUGHAM	30 01:04.530 Steve PEGG
ROW 14	14 01:02.190 David ROWE	40 01:03.330 Michael IZZARD
ROW 13	99 01:01.300 Lee GAMBELL	43 01:01.380 John THORNER
ROW 12	88 01:00.450 Stuart NICHOLLS	84 01:00.480 Barry WILLISHER
ROW 11	35 01:00.010 Richard SEYMOUR	79 01:00.400 Jonathan GRIMES
ROW 10	48 00:59.790 Antony KNIGHT	26 00:59.900 Paul GRIMMETT
ROW 9	67 00:59.760 Lee McKEE	64 00:59.780 Matthew MARSH
ROW 8	23 00:59.610 James CROSS	27 00:59.620 Simon TOPP
ROW 7	29 00:59.430 Paul HINSON	42 00:59.510 Colin HALLS
ROW 6	21 00:59.290 Ben ROWE	37 00:59.380 Michael WELLS
ROW 5	25 00:59.160 Clive MORPHETT	36 00:59.270 Robert BARNETT
ROW 4	68 00:59.080 Alexander LENNON	77 00:59.120 John WILSON
ROW 3	24 00:58.970 Paul HUTSON	46 00:59.040 Alex KNIGHT
ROW 2	58 00:58.540 Steve LUMLEY	38 00:58.960 David BRYANT
ROW 1	28 00:57.980 Zac CHAPMAN	55 00:57.990 Andrei BGATOV

POLE

Reserves: 33 89



Provisional Results - Race 1

750MC MR2 Super GT Series

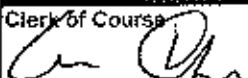

Pl	No	Cl	Name	Car	Laps	Time	Behind	MPH	Best Lap on	MPH
1	95	A	Anthony DAY	Toyota MR2 Mk2	15	14:38.89		73.67	54.84	2 78.71
2	23	B	Rob HORSFIELD	Toyota MR2 Mk2	15	15:08.67	27.78	71.41	56.48	3 76.42
3	1	A	Patrick MORTELL	Toyota MR2 Roadster	15	15:07.27	28.38	71.36	56.84	2 75.94
4	78	B	Rowland WOOLLEY	Toyota MR2 S	15	15:26.83	47.94	69.86	56.70	2 76.13
5	48	C	Antony KNIGHT	Toyota MR2 Mk2	15	15:50.72	1:11.83	68.10	59.19	3 72.92
6	46	B	Alex KNIGHT	Toyota MR2 Mk2	14	14:53.99	1 Lap	67.60	58.26	2 72.84
7	27	C	Simon TOPP	Toyota MR2 Mk2	14	14:55.55	1 Lap	67.48	59.33	6 72.75
8	67	C	Lee McKEE	Toyota MR2 Mk2	14	15:08.69	1 Lap	66.50	59.82	6 72.16
Not-Classified										
	68	C	Alexander LENNON	Toyota MR2 Mk2	13	13:28.81	DNF	69.38	59.34	2 72.74
Non-Starters										
	77	C	John WILSON	Toyota MR2 Mk2						
Fastest Lap										
	95	A	Anthony DAY	Toyota MR2 Mk2					54.84	2 78.71
	23	B	Rob HORSFIELD	Toyota MR2 Mk2					56.48	3 76.42
	48	C	Antony KNIGHT	Toyota MR2 Mk2					59.19	3 72.92

Weather / Track: Changeable

Start Time : 12:59

Brands Hatch Indy

19 Jun 10 13:16

Clerk of Course 	Time Issued : 13.24	Chief Timekeeper : Terry Stevens 
---	------------------------	---

THESE RESULTS REMAIN PROVISIONAL FOR A MINIMUM OF 30 MINUTES FROM THE TIME OF ISSUE AND UNTIL ALL JUDICIAL AND TECHNICAL MATTERS HAVE BEEN SETTLED

Results produced on HS Sports Timing and Results Systems. Results online at www.750MC.co.uk



Provisional Results - Race 2

750MC Allcomers

Pl	No	Cl	Name	Car	Laps	Time	Behind	MPH	Best Lap on	MPH
1	95		Richard STABLES	Radical PR6 Prosport	17	14:02.50		87.10	48.00	7 89.93
2	12		Ake BORNEBUSCH	Radical PR6 Prosport	17	14:11.02	8.52	86.22	48.88	11 88.31
3	11		Steve CAVE	JKS SRC10	17	14:21.98	19.48	85.13	49.61	3 87.01
4	80		David ENDERBY	Radical SR4	17	14:32.71	30.21	84.08	49.81	15 86.66
5	65		Richard GILMOUR	Mallock	16	14:24.84	1 Lap	79.86	51.95	13 83.09
6	44		Judi DERISLEY	Fisher Fury	15	14:25.37	2 Laps	74.82	56.24	12 76.75
7	16		Matthew SMITH	Ginetta G20	15	14:32.59	2 Laps	74.20	56.98	8 75.75
8	54		Maurice HAYDEN	Citroen C2	15	14:56.16	2 Laps	72.25	58.48	15 73.81
9	18		Dan SUMMERS	Peugeot 106	15	14:59.83	2 Laps	71.95	58.95	12 73.22
10	83		Paul BLACKBURN	Lotus Exige	14	14:07.18	3 Laps	71.33	58.29	13 74.05
11	88		Mark TSANG	Ford Fiesta	14	14:13.42	3 Laps	70.81	59.59	9 72.43

Not-Classified

40	Campbell CASSIDY	Locost	3	3:19.36	DNF	64.95	1:03.21	3	68.29
----	------------------	--------	---	---------	-----	-------	---------	---	-------

Non-Starters

23	Rob HORSFIELD	Toyota MR2
4	Gwyn POLLARD	Crossle 9S

Fastest Lap

95	Richard STABLES	Radical PR6 Prosport	48.00	7	89.93
----	-----------------	----------------------	-------	---	-------

Weather / Track: Bright / Dry

Start Time : 13:29

Brands Hatch Indy

19 Jun 10 13:44

Clerk of Course : 	Time Issued :	Chief Timekeeper : Terry Stevens 
---	---------------	--

THESE RESULTS REMAIN PROVISIONAL FOR A MINIMUM OF 30 MINUTES FROM THE TIME OF ISSUE AND UNTIL ALL JUDICIAL AND TECHNICAL MATTERS HAVE BEEN SETTLED

Results produced on HS Sports Timing and Results Systems. Results online at www.750MC.co.uk



Provisional Results - Race 3 (Restart 2)

750MC Formula 4 Championship

Pl	No	Cl	Name	Car	Laps	Time	Behind	MPH	Best Lap on	MPH
1	1	A	Jonathan WESTON-TAYLOR	Mygale US 2000	14	13:03.01		77.18	54.09	3 79.80
2	28	D	Shane KELLY	Van Diemen RF96	14	13:03.31	0.30	77.15	54.50	3 79.20
3	4	A	Andrew MINNETT	Van Diemen RF99	14	13:17.77	14.76	75.75	54.16	3 79.70
4	5	A	Bryn TOOTELL	Van Diemen RF06/09	14	13:24.94	21.93	75.07	55.71	3 77.48
5	6	A	Malcolm SCOTT	Van Diemen RF00	14	13:25.44	22.43	75.03	54.67	3 78.95
6	7	A	Robbie WATTS	Van Dieman Raw 09	14	13:45.40	42.39	73.21	56.81	3 75.98
7	22	A	Daniel HANDS	Renault RC98	14	13:48.88	45.87	72.91	57.52	14 76.04
8	41	A	Simon EMMERSON	Mygale US2K/3	14	13:55.27	52.26	72.35	57.18	2 75.49
9	76	A	Jennifer SCOTT	Van Diemen RF99	14	14:00.32	57.31	71.91	56.97	3 75.77
10	79	A	Oliver SIRRELL	Van Diemen RF97	13	13:26.15	1 Lap	69.61	55.79	3 77.37
11	64	C	John WHITBOURN	Ray GRS02	13	13:30.41	1 Lap	69.24	1:00.03	3 71.90
12	24	A	James SIMONS	Mygale SJ99	13	13:34.85	1 Lap	68.86	59.59	3 72.43
13	63	C	James HARRIS	Mygale SJ00	13	13:52.78	1 Lap	67.38	1:00.68	3 71.13
14	27	A	Mike WEBBER	Magnum F4A	13	13:58.39	1 Lap	66.93	1:00.78	3 71.02
15	40	A2	David WOODSWORTH-DALE	Revelation 2009	12	13:04.04	2 Laps	66.06	1:02.45	3 69.12
16	88	A2	Michael FRYATT	Revelation 750	12	13:28.37	2 Laps	64.08	1:03.63	3 67.84

Fastest Lap

1	A	Jonathan WESTON-TAYLOR	Mygale US 2000	54.09	3 79.80
28	D	Shane KELLY	Van Diemen RF96	54.50	3 79.20
64	C	John WHITBOURN	Ray GRS02	1:00.03	3 71.90
40	A2	David WOODSWORTH-DALE	Revelation 2009	1:02.45	3 69.12

3-part race. No 83 & 84 took first start.

Weather / Track: Mizzly / getting wetter

Start Time : 17:31

Brands Hatch Indy

19 Jun 10 17:46

Clerk of Course :  17.49	Time Issued :	Chief Timekeeper : Terry Stevens 
---	---------------	--

THESE RESULTS REMAIN PROVISIONAL FOR A MINIMUM OF 30 MINUTES FROM THE TIME OF ISSUE AND UNTIL ALL JUDICIAL AND TECHNICAL MATTERS HAVE BEEN SETTLED

Results produced on HS Sports Timing and Results Systems. Results online at www.750MC.co.uk



Provisional Results - Race 4

750MC Kit Car Championship

Pl	No	Cl	Name	Car	Laps	Time	Behind	MPH	Best Lap on	MPH
1	53	A	Andy HILEY	Taydec Mk2	16	14:30.92		79.30	52.95	10 81.52
2	8	A	John MOORE	Sylva Phoenix	16	14:35.94	5.02	78.84	53.68	16 80.41
3	24	C	Guy HUSSEY	RAW Striker	16	14:36.46	5.54	78.80	53.60	14 80.53
4	82	C	Rob JOHNSTON	Cyana MX500R	16	14:44.86	13.94	78.05	54.17	7 79.68
5	39	C	Chris SCOPES	Fisher Fury	16	14:44.89	13.97	78.05	53.51	8 80.67
6	21	C	Stephen LANSLEY	Procomp La Gold	16	14:46.34	15.42	77.92	54.13	10 79.74
7	9	C	Anton LANDON	Cyana MX500R	16	14:46.83	15.91	77.88	54.25	6 79.56
8	6	A	Nigel BROWN	Sylva Phoenix	16	14:54.16	23.24	77.24	54.69	10 78.92
9	5	B	Ian KEMPSON	MK Indy	16	14:54.51	23.59	77.21	54.39	16 79.36
10	66	C	Jonathan CHRISTIE-RUNDLE	Sylva Phoenix	16	15:14.25	43.33	75.54	55.31	9 78.04
11	38	C	David CALDECOURT	Sylva Phoenix	16	15:15.81	44.89	75.41	55.15	16 78.27
12	47	B	Bruce BROWN	Luego Velocity	15	15:03.76	1 Lap	71.64	57.89	3 74.56

Fastest Lap

53	A	Andy HILEY	Taydec Mk2	52.95	10	81.52 Rec
39	C	Chris SCOPES	Fisher Fury	53.51	8	80.67
5	B	Ian KEMPSON	MK Indy	54.39	16	79.36

Weather / Track: Cloudy / Dry

Start Time : 14:27

Brands Hatch Indy

19 Jun 10 14:43

Clerk of Course :  M. 58	Time Issued :	Chief Timekeeper : Terry Stevens 
--	---------------	---

THESE RESULTS REMAIN PROVISIONAL FOR A MINIMUM OF 30 MINUTES FROM THE TIME OF ISSUE AND UNTIL ALL JUDICIAL AND TECHNICAL MATTERS HAVE BEEN SETTLED

Results produced on HS Sports Timing and Results Systems. Results online at www.750MC.co.uk



Provisional Results - Race 5

Sports Racing & GT Challenge

Pl	No	Cl	Name	Car	Laps	Time	Behind	MPH	Best Lap on	MPH
1	65	A	Cheng LIM	RAM SC Cobra	22	19:33.63		80.91	4	83.12
2	71	B	Andrew TODD	Crossle 9S	22	19:39.47	5.84	80.51	19	82.75
3	26	A	Clinton DORRELL	Cobra GD 427	22	19:40.61	6.98	80.43	4	82.53
4	34	B	Roger DONNAN	Crossle 9S	22	19:58.83	25.20	79.21	20	82.12
5	4	B	Gwyn POLLARD	Crossle 9S	22	20:05.67	32.04	78.76	18	81.40
6	37	B	Mike WALKER	Crossle 9S	21	19:45.42	1 Lap	76.47	15	79.32
7	55	B	Peter WRIGHT	Crossle 9S	21	19:46.03	1 Lap	76.43	15	79.40
8	31	C	Barry SHEPPARD	Nomad 1A	21	20:12.91	1 Lap	74.73	8	77.19
9	16	D	Matthew SMITH	Ginetta G20	21	20:24.67	1 Lap	74.02	13	75.28
10	41	D	Paul RICHARDSON	Ginetta G20	20	19:50.97	2 Laps	72.49	19	74.16
11	10	C	Peter SMITH	Ginetta G20	20	20:05.86	2 Laps	71.59	11	74.16
12	17	C	Graham PADDICK	Kougar Jaguar	20	20:06.81	2 Laps	71.53	18	73.27
13	67	D	Jon JEFFREY	Davrian Mk8	20	20:32.38	2 Laps	70.05	12	71.94
14	77	I	Stephen BROWN	Jaguar E Type	19	20:10.97	3 Laps	67.72	13	75.24
15	40	D	Charles BEST	Westfield Eleven	18	20:13.13	4 Laps	64.05	14	65.93

Not-Classified

7	C	Graham COWELL	1963 Bobsy SR2	17	17:48.36	DNF	68.68	59.50	15	72.54
22	C	Martin TYMAN	Taydec	9	9:09.14	DNF	70.74	58.64	7	73.61

Fastest Lap

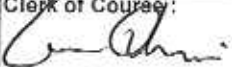

65	A	Cheng LIM	RAM SC Cobra					51.93	4	83.12
71	B	Andrew TODD	Crossle 9S					52.16	19	82.75
31	C	Barry SHEPPARD	Nomad 1A					55.92	8	77.19
16	D	Matthew SMITH	Ginetta G20					57.34	13	75.28
77	I	Stephen BROWN	Jaguar E Type					57.37	13	75.24

Weather / Track: Bright / Dry

Start Time : 14:50

Brands Hatch Indy

19 Jun 10 15:11

Clerk of Course: 	Time Issued : 15.19	Chief Timekeeper : Terry Stevens 
--	------------------------	---

THESE RESULTS REMAIN PROVISIONAL FOR A MINIMUM OF 30 MINUTES FROM THE TIME OF ISSUE AND UNTIL ALL JUDICIAL AND TECHNICAL MATTERS HAVE BEEN SETTLED

Results produced on HS Sports Timing and Results Systems. Results online at www.750MC.co.uk



Provisional Results - Race 6

750MC Bike-Sports Championship

Pl	No	Cl	Name	Car	Laps	Time	Behind	MPH	Best Lap on	MPH
1	1	A2	Darren LUKE	Radical PR6 Prosport	24	19:07.97		90.24	46.64	4 92.55
2	23	A2	Jonathan WRIGHT	Radical PR6 Prosport	24	19:08.86	0.89	90.17	46.90	4 92.03
3	95	A2	Richard STABLES	Radical PR6 Prosport	24	19:40.19	32.22	87.78	47.84	21 90.23
4	6	A2	Nigel PLACE	Radical PR6 Prosport	24	19:45.89	37.92	87.36	47.45	18 90.97
5	80	A2	Christian ENDERBY	Radical SR4	24	19:46.64	38.67	87.30	48.07	18 89.79
6	11	A2	Steve CAVE	JKS SRC10	23	19:19.98	1 Lap	85.59	48.84	4 88.38
7	68	A1	Shane PORTER	Radical SR4	22	19:32.54	2 Laps	80.99	50.65	19 85.22
8	32	A2	Paul LE MAITRE	Hedgehog BS10	22	19:33.12	2 Laps	80.95	50.79	22 84.99
9	57	A2	Oliver COX	Radical SR4	22	19:39.40	2 Laps	80.52	51.16	18 84.37
10	24	C2	Keith O'BRIEN	Global GT1	21	19:28.24	3 Laps	77.59	53.04	20 81.38
11	78	B2	Peter BROWN	Radical Clubsport	19	19:19.60	5 Laps	70.72	57.87	19 74.59

Not-Classified

12	A1	Ake BORNEBUSCH	Radical PR6 Prosport	12	10:18.72	DNF	83.72	49.17	4 87.79
25	A2	James BREAKELL	Radical PR6 Prosport	7	5:54.47	DNF	85.24	48.22	5 89.51
62	C2	Lewis SHELLEY	Global GT	4	3:43.52	DNF	77.24	51.74	4 83.42
27	C2	Joe JACKSON	Global GT	0		Starter	0.00		

Fastest Lap

1	A2	Darren LUKE	Radical PR6 Prosport					46.64	4 92.55	Rec
12	A1	Ake BORNEBUSCH	Radical PR6 Prosport					49.17	4 87.79	Rec
62	C2	Lewis SHELLEY	Global GT					51.74	4 83.42	Rec
78	B2	Peter BROWN	Radical Clubsport					57.87	19 74.59	Rec

Weather / Track: Chageable

Start Time : 15:20

Brands Hatch Indy

19 Jun 10 15:41

Clerk of Course :

Time Issued :

Chief Timekeeper : Terry Stevens

THESE RESULTS REMAIN PROVISIONAL FOR A MINIMUM OF 30 MINUTES FROM THE TIME OF ISSUE AND UNTIL ALL JUDICIAL AND TECHNICAL MATTERS HAVE BEEN SETTLED

Results produced on HS Sports Timing and Results Systems. Results online at www.750MC.co.uk



Provisional Results - Race 7

Polleypport/Yokohama SAXMAX Championship

Pl	No	Cl	Name	Car	Laps	Time	Behind	MPH	Best Lap on	MPH
1	54		Anthony WHORTON-EALES	Citroen Saxo VTR	14	14:08.30		71.24	59.82	6 72.16
2	4		Aaron TRIGWELL	Citroen Saxo VTR	14	14:09.44	1.14	71.14	59.71	3 72.29
3	95		Myles COLLINS	Citroen Saxo VTR	14	14:13.11	4.81	70.83	59.79	3 72.19
4	10		Scott MOAKES	Citroen Saxo VTR	14	14:14.11	5.81	70.75	1:00.03	3 71.90
5	96		Shaun CLAY	Citroen Saxo VTR	14	14:14.86	6.56	70.69	59.74	4 72.25
6	18		Jordan WILLSON	Citroen Saxo VTR	14	14:15.40	7.10	70.64	1:00.07	5 71.86
7	89		Shane STONEY	Citroen Saxo VTR	14	14:20.33	12.03	70.24	1:00.06	8 71.87
8	55		Jordan ANNELLS	Citroen Saxo VTR	14	14:26.92	18.62	69.71	1:00.35	5 71.52
9	22		William PLANT	Citroen Saxo VTR	14	14:28.04	19.74	69.62	1:00.14	4 71.77
10	81		Henry GILBERT	Citroen Saxo VTR	14	14:28.07	19.77	69.61	1:00.52	13 71.32
11	17		William DAVISON	Citroen Saxo VTR	14	14:28.53	20.23	69.58	1:00.38	14 71.49
12	13		Chris WARBURTON	Citroen Saxo VTR	14	14:30.34	22.04	69.43	1:00.18	13 71.72
13	15		Ashley DIBDEN	Citroen Saxo VTR	14	14:38.19	29.89	68.81	1:01.40	7 70.30
14	90		Jordan BATTS	Citroen Saxo VTR	14	14:46.79	38.49	68.14	1:01.86	6 69.78

Fastest Lap

4	Aaron TRIGWELL	Citroen Saxo VTR		59.71	3	72.29
---	----------------	------------------	--	-------	---	-------

Weather / Track: Cloudy / Dry

Start Time : 15:48

Brands Hatch Indy

19 Jun 10 16:02

Clerk of Course :  16.09	Time Issued :	Chief Timekeeper : Terry Stevens 
--	---------------	---

THESE RESULTS REMAIN PROVISIONAL FOR A MINIMUM OF 30 MINUTES FROM THE TIME OF ISSUE AND UNTIL ALL JUDICIAL AND TECHNICAL MATTERS HAVE BEEN SETTLED

Results produced on HS Sports Timing and Results Systems. Results online at www.750MC.co.uk



Provisional Results - Race 8

AB Performance RGB Championship

Pl	No	Cl	Name	Car	Laps	Time	Behind	MPH	Best Lap on	MPH
1	2	A	John CUTMORE	Spire GTR	21	19:02.28		79.35	51.37	15 84.03
2	5	B	Derek JONES	Fisher Fury	21	19:03.92	1.64	79.24	51.83	15 83.28
3	50	B	Tim HOVERD	Fisher Fury	21	19:10.41	8.13	78.79	52.21	16 82.67
4	21	B	Mathew GREEN	Spire GTR	21	19:10.89	8.61	78.76	51.39	16 83.99
5	49	B	Tony GAUNT	Wolfe ZXR	21	19:22.38	20.10	77.98	52.06	14 82.91
6	7	A	Doug CARTER	Genesis Evo	21	19:22.43	20.15	77.98	52.19	14 82.71
7	88	B	Richard WISE	AB Performance Sabro	21	19:23.30	21.02	77.92	52.67	15 81.95
8	3	C	Alastair BOULTON	Stuart Taylor Phoenix	21	19:24.83	22.55	77.82	52.72	14 81.87
9	25	C	Matt ROWE	Fisher Fury	21	19:27.75	25.47	77.62	53.09	14 81.30
10	16	A	James WALKER	Westfield Megabus	21	19:28.73	26.45	77.56	52.58	14 82.09
11	63	C	Colin CHAPMAN	Fisher Fury	21	19:37.20	34.92	77.00	53.59	10 80.54
12	15	C	Austen GREENWAY	Fisher Fury Fireblade	21	19:38.16	35.88	76.94	53.27	18 81.03
13	12	A	Paul ROGERS	Contour Cars RGB09	21	19:44.07	41.79	76.55	50.83	19 84.92
14	77	C	Phil ALCOCK	Pulsar Blade	21	19:55.75	53.47	75.81	53.97	10 79.98
15	42	B	Paul RICKERS	Phoenix	20	19:03.42	1 Lap	75.60	52.80	17 81.75
16	32	B	Lee BAVERSTOCK	STM/Rainbird Phoenix	20	19:05.34	1 Lap	75.37	52.53	17 82.17
17	68	B	Adrian MOORE	Genesis Evo	20	19:06.59	1 Lap	75.29	54.32	11 79.46
18	23	A	Geoffrey MASON	Spire GTR	20	19:49.42	1 Lap	72.58	56.23	17 76.76
19	41	B	Neil CONSTABLE-BERRY	BDN S3/2010	19	19:09.31	2 Laps	71.36	55.97	14 77.12
20	22	C	Ben BUTLER	Westfield SE	19	19:10.37	2 Laps	71.29	55.54	15 77.72
21	44	B	Judi DERISLEY	Fisher Fury	19	19:16.22	2 Laps	70.93	56.89	19 75.87
22	33	A	Bob MORTIMER	Fisher Fury	19	19:50.71	2 Laps	68.88	54.57	9 79.10

Not-Classified

28	A	Gary GOODYEAR	Raw Fulcrum	0		Starter	0.00
----	---	---------------	-------------	---	--	---------	------

Fastest Lap

12	A	Paul ROGERS	Contour Cars RGB09				50.83	19	84.92
21	B	Mathew GREEN	Spire GTR				51.39	16	83.99 Rec.
3	C	Alastair BOULTON	Stuart Taylor Phoenix				52.72	14	81.87

Weather / Track: Cloudy / Dry

Start Time : 16:10

Brands Hatch Indy

19 Jun 10 16:31

Clerk of Course : 	Time Issued :	Chief Timekeeper : Terry Stevens 
--	---------------	---

THESE RESULTS REMAIN PROVISIONAL FOR A MINIMUM OF 30 MINUTES FROM THE TIME OF ISSUE AND UNTIL ALL JUDICIAL AND TECHNICAL MATTERS HAVE BEEN SETTLED

Results produced on HS Sports Timing and Results Systems. Results online at www.750MC.co.uk



Provisional Results - Race 9

750MC MR2 Super GT Series

Pl	No	Cl	Name	Car	Laps	Time	Behind	MPH	Best Lap on	MPH
1	95	A	Anthony DAY	Toyota MR2 Mk2	15	14:11.70		76.02	55.51	3 77.76
2	23	B	Rob HORSFIELD	Toyota MR2 Mk2	15	14:28.76	17.06	74.53	56.41	3 76.52
3	1	A	Patrick MORTELL	Toyota MR2 Roadster	15	14:29.07	17.37	74.50	56.42	5 76.50
4	78	B	Rowland WOOLLEY	Toyota MR2 S	15	14:55.39	43.69	72.31	56.53	3 76.36
5	46	B	Alex KNIGHT	Toyota MR2 Mk2	15	15:02.23	50.53	71.76	58.78	5 73.43
6	68	C	Alexander LENNON	Toyota MR2 Mk2	15	15:03.88	52.18	71.63	58.73	6 73.50
7	27	C	Simon TOPP	Toyota MR2 Mk2	15	15:04.28	52.58	71.60	58.97	5 73.20
8	67	C	Lee McKEE	Toyota MR2 Mk2	14	14:13.35	1 Lap	70.81	59.72	7 72.28
9	48	C	Antony KNIGHT	Toyota MR2 Mk2	14	14:15.26	1 Lap	70.66	58.87	6 73.32

Non-Starters

77 C John WILSON Toyota MR2 Mk2

Fastest Lap

95	A	Anthony DAY	Toyota MR2 Mk2	55.51	3	77.76
23	B	Rob HORSFIELD	Toyota MR2 Mk2	56.41	3	76.52
68	C	Alexander LENNON	Toyota MR2 Mk2	58.73	6	73.50

Weather / Track: Cloudy / Dry

Start Time : 16:35

Brands Hatch Indy

19 Jun 10 16:50

Clerk of Course : 	Time Issued :	Chief Timekeeper :  Terry Stevens
---	---------------	--

THESE RESULTS REMAIN PROVISIONAL FOR A MINIMUM OF 30 MINUTES FROM THE TIME OF ISSUE AND UNTIL ALL JUDICIAL AND TECHNICAL MATTERS HAVE BEEN SETTLED

Results produced on HS Sports Timing and Results Systems. Results online at www.750MC.co.uk



Provisional Results - Race 10

750MC Bike-Sports Championship

Pl	No	Cl	Name	Car	Laps	Time	Behind	MPH	Best Lap on	MPH
1	1	A2	Darren LUKE	Radical PR6 Prosport	23	19:46.16		83.70	46.55	3 92.73
2	23	A2	Jonathan WRIGHT	Radical PR6 Prosport	23	19:51.96	5.80	83.29	47.20	8 91.45
3	95	A2	Richard STABLES	Radical PR6 Prosport	23	20:04.00	17.84	82.46	46.88	5 92.07
4	6	A2	Nigel PLACE	Radical PR6 Prosport	23	20:05.65	19.49	82.34	47.77	4 90.36
5	25	A2	James BREAKELL	Radical PR6 Prosport	23	20:06.19	20.03	82.31	47.45	5 90.97
6	80	A2	Christian ENDERBY	Radical SR4	22	19:52.85	1 Lap	79.61	48.19	5 89.57
7	11	A2	Steve CAVE	JKS SRC10	22	20:14.57	1 Lap	78.18	49.18	4 87.77
8	12	A1	Ake BORNEBUSCH	Radical PR6 Prosport	22	20:29.45	1 Lap	77.24	51.40	3 83.98
9	68	A1	Shane PORTER	Radical SR4	22	20:45.46	1 Lap	76.25	51.11	5 84.45
10	57	A2	Oliver COX	Radical SR4	21	20:32.31	2 Laps	73.56	53.36	6 80.89
11	27	C2	Joe JACKSON	Global GT	21	20:33.44	2 Laps	73.49	51.91	3 83.15
12	24	C2	Keith O'BRIEN	Global GT1	20	20:05.97	3 Laps	71.58	53.00	6 81.44
13	32	A2	Paul LE MAITRE	Hedgehog BS10	20	20:31.96	3 Laps	70.07	51.43	3 83.93

Not-Classified

78 B2 Peter BROWN Radical Clubsport 10 10:02.63 DNF 71.63 56.07 3 76.98

Non-Starters

62 C2 Lewis SHELLEY Global GT

Fastest Lap

1	A2	Darren LUKE	Radical PR6 Prosport	46.55	3	92.73	Rec
68	A1	Shane PORTER	Radical SR4	51.11	5	84.45	
27	C2	Joe JACKSON	Global GT	51.91	3	83.15	
78	B2	Peter BROWN	Radical Clubsport	56.07	3	76.98	Rec

Weather / Track: Changeable

Start Time : 17:04

Brands Hatch Indy

19 Jun 10 17:25

Clerk of Course :  17:30	Time Issued :	Chief Timekeeper : Terry Stevens 
---	---------------	--

THESE RESULTS REMAIN PROVISIONAL FOR A MINIMUM OF 30 MINUTES FROM THE TIME OF ISSUE AND UNTIL ALL JUDICIAL AND TECHNICAL MATTERS HAVE BEEN SETTLED

Results produced on HS Sports Timing and Results Systems. Results online at www.750MC.co.uk



Provisional Results - Race 11

AB Performance RGB Championship

Pl	No	Cl	Name	Car	Laps	Time	Behind	MPH	Best Lap on	MPH	
1	12	A	Paul ROGERS	Contour Cars RGB09	16	13:55.48		82.66	50.89	11	84.82
2	49	B	Tony GAUNT	Wolfe ZXR	16	14:12.12	16.64	81.05	52.09	13	82.86
3	2	A	John CUTMORE	Spire GTR	16	14:12.43	16.95	81.02	51.17	16	84.35
4	32	B	Lee BAVERSTOCK	STM/Rainbird Phoenix	16	14:13.67	18.19	80.90	51.96	16	83.07
5	7	A	Doug CARTER	Genesis Evo	16	14:15.69	20.21	80.71	51.76	11	83.39
6	21	B	Mathew GREEN	Spire GTR	16	14:25.71	30.23	79.78	52.85	12	81.67
7	3	C	Alastair BOULTON	Stuart Taylor Phoenix	16	14:25.99	30.51	79.75	52.78	5	81.78
8	63	C	Colin CHAPMAN	Fisher Fury	16	14:27.59	32.11	79.60	53.13	8	81.24
9	15	C	Austen GREENWAY	Fisher Fury Fireblade	16	14:28.01	32.53	79.56	53.13	10	81.24
10	25	C	Matt ROWE	Fisher Fury	16	14:28.36	32.88	79.53	53.01	16	81.43
11	77	C	Phil ALCOCK	Pulsar Blade	16	14:40.02	44.54	78.48	53.63	6	80.48
12	16	A	James WALKER	Westfield Megabus	16	14:40.39	44.91	78.45	53.55	6	80.61
13	33	A	Bob MORTIMER	Fisher Fury	16	14:40.96	45.48	78.39	53.87	15	80.13
14	42	B	Paul RICKERS	Phoenix	16	14:42.17	46.69	78.29	53.31	11	80.97
15	41	B	Neil CONSTABLE-BERRY	BDN S3/2010	16	14:42.18	46.70	78.29	53.92	10	80.05
16	68	B	Adrian MOORE	Genesis Evo	16	14:43.31	47.83	78.19	53.62	6	80.50
17	23	A	Geoffrey MASON	Spire GTR	15	14:00.07	1 Lap	77.07	53.76	7	80.29
18	5	B	Derek JONES	Fisher Fury	15	14:04.98	1 Lap	76.62	52.29	10	82.55
19	22	C	Ben BUTLER	Westfield SE	15	14:13.44	1 Lap	75.86	55.24	5	78.14
20	44	B	Judi DERISLEY	Fisher Fury	15	14:13.69	1 Lap	75.84	54.81	5	78.75

Not-Classified

88	B	Richard WISE	AB Performance Sabre	12	10:47.63	DNF	79.98	52.88	12	81.63
50	B	Tim HOVERD	Fisher Fury	12	10:48.06	DNF	79.93	51.66	11	83.55

Non-Starters

28	A	Gary GOODYEAR	Raw Fulcrum
----	---	---------------	-------------

Fastest Lap

12	A	Paul ROGERS	Contour Cars RGB09	50.89	11	84.82
50	B	Tim HOVERD	Fisher Fury	51.66	11	83.55
3	C	Alastair BOULTON	Stuart Taylor Phoenix	52.78	5	81.78

Weather / Track:

Start Time : 12:49

Brands Hatch Indy

20 Jun 10 13:06

Clerk of Course: 	Time Issued : 13:13	Chief Timekeeper : Terry Stevens
----------------------	------------------------	--------------------------------------

THESE RESULTS REMAIN PROVISIONAL FOR A MINIMUM OF 30 MINUTES FROM THE TIME OF ISSUE AND UNTIL ALL JUDICIAL AND TECHNICAL MATTERS HAVE BEEN SETTLED

Results produced on HS Sports Timing and Results Systems. Results online at www.750MC.co.uk



Provisional Results - Race 12 - Heat

Demon Tweeks / Yokohama Locost Championship

Pl	No	Cl	Name	Car	Laps	Time	Behind	MPH	Best Lap on	MPH
1	6		Richard JENKINS	Locost	20	19:57.45		72.09	58.98	12 73.18
2	22		James McALLISTER	Locost	20	19:57.65	0.20	72.08	58.69	12 73.55
3	88	T	Nicholas MORLEY	Locost	20	19:57.88	0.43	72.07	59.02	5 73.13
4	16		Victoria PICKLES	Locost	20	19:58.43	0.98	72.03	58.86	20 73.33
5	11	T	Lynfel OWEN	Locost	20	20:03.98	6.53	71.70	58.86	7 73.33
6	72		Stephan KIMBER	Locost	20	20:13.43	15.98	71.14	59.38	5 72.69
7	8		James PINKERTON	Locost	20	20:14.20	16.75	71.10	59.51	17 72.63
8	74		Steven WELLS	Locost	20	20:18.09	20.64	70.87	59.55	10 72.48
9	57		Mike LEAR	Locost	20	20:24.16	26.71	70.52	59.86	6 72.11
10	91		Max LEES	Locost	20	20:24.49	27.04	70.50	59.55	3 72.48
11	77		Nick SELBY	Locost	20	20:35.52	38.07	69.87	1:00.04	18 71.89
12	44		Campbell CASSIDY	Locost	20	20:35.91	38.46	69.85	59.54	17 72.50
13	52		Richard LEE	Locost	20	20:43.91	46.46	69.40	1:00.81	12 70.98
14	54		David MORROW	Locost	20	20:58.69	1:01.24	68.59	1:01.03	13 70.73
15	5		Gary CORKHILL	Locost	20	21:00.90	1:03.45	68.47	1:00.82	6 70.97
16	26	T	Ian MITTELL	Locost	19	20:06.00	1 Lap	68.00	1:01.80	11 69.84
17	36		Trevor FAUNCH	Locost	19	20:06.27	1 Lap	67.99	1:01.72	17 69.94
18	32		Shaun BRAME	Locost	19	20:16.16	1 Lap	67.43	1:02.04	17 69.57
19	37		Barry STUART	Locost	19	20:18.29	1 Lap	67.32	1:02.28	19 69.31
20	71		Jason GIBBONS	Locost	19	20:38.50	1 Lap	66.22	1:00.05	4 71.88
21	73		Rob APSEY	Locost	19	20:49.65	1 Lap	65.63	1:00.80	6 70.99
22	35		Sean GRAHAM	Locost	18	20:09.46	2 Laps	64.24	1:04.52	13 66.90
23	59		Carl PICKERING	Locost	17	20:00.06	3 Laps	61.15	1:07.80	10 63.66

Not-Classified

38			Stuart GILL	Locost	18	18:54.74	DNF	68.47	1:01.13	11 70.61
58	T		Anthony MAY	Locost	17	17:52.24	DNF	68.44	1:00.47	11 71.38
21			David BERRY	Locost	12	12:48.73	DNF	67.38	1:02.03	10 69.59
39			Steve EVANS	Locost	7	7:13.96	DNF	69.63	59.30	6 72.79
24			Lee BANKHURST	Locost	3	3:06.85	DNF	69.30	58.61	3 73.65
29			Robert KERKHOVEN	Locost	0		Starter	0.00		
61	T		Chris SELLARS	Locost	0		Starter	0.00		

Non-Starters

43	T		Simon WOOD	Locost						
99			Martin GAMBLING	Locost						

Fastest Lap

24			Lee BANKHURST	Locost				58.61	3	73.65
11	T		Lynfel OWEN	Locost				58.86	7	73.33

No 21 - NO TRANSPONDER

Weather / Track: Cloudy / Dry

Start Time : 14:03

Brands Hatch Indy

20 Jun 10 14:28

Clerk of Course :

Time Issued :

Chief Timekeeper : Terry Stevens



Provisional Results - Race 13

750MC MR2 Championship

Pl	No	Cl	Name	Car	Laps	Time	Behind	MPH	Best Lap on	MPH
1	28	B	Zac CHAPMAN	Toyota MR2 Mk2	15	14:41.93		73.41	57.83	2 74.64
2	55	B	Andrei BGATOV	Toyota MR2 Mk2	15	14:43.12	1.19	73.32	57.88	7 74.57
3	58	B	Steve LUMLEY	Toyota MR2 Mk2	15	14:48.40	6.47	72.88	58.33	4 74.00
4	77	B	John WILSON	Toyota MR2 Mk2	15	14:51.90	9.97	72.59	58.14	5 74.24
5	36	B	Robert BARNETT	Toyota MR2 Mk2	15	15:01.09	19.16	71.85	58.54	10 73.73
6	24	B	Paul HUTSON	Toyota MR2 Mk2	15	15:07.34	25.41	71.36	59.23	2 72.88
7	68	B	Alexander LENNON	Toyota MR2 Mk2	15	15:08.00	26.07	71.31	58.40	7 73.91
8	35	B	Richard SEYMOUR	Toyota MR2 Mk2	15	15:10.37	28.44	71.12	58.92	12 73.26
9	64	B	Matthew MARSH	Toyota MR2 Mk2	15	15:12.16	30.23	70.98	59.11	15 73.02
10	79	C	Jonathan GRIMES	Toyota MR2 Mk3	15	15:13.58	31.65	70.87	59.43	11 72.63
11	29	B	Paul HINSON	Toyota MR2 Mk2	15	15:14.62	32.69	70.79	58.92	15 73.26
12	37	B	Michael WELLS	Toyota MR2 Mk2	15	15:15.43	33.50	70.73	58.80	10 73.41
13	23	B	James CROSS	Toyota MR2 Mk2	15	15:15.71	33.78	70.71	58.97	10 73.20
14	25	B	Clive MORPHETT	Toyota MR2 Mk2	15	15:15.91	33.98	70.69	58.71	15 73.52
15	26	B	Paul GRIMMETT	Toyota MR2 Mk2	15	15:17.50	35.57	70.57	59.23	11 72.88
16	67	B	Lee McKEE	Toyota MR2 Mk2	15	15:17.76	35.83	70.55	59.37	10 72.70
17	48	B	Antony KNIGHT	Toyota MR2 Mk2	15	15:18.21	36.28	70.51	59.30	10 72.79
18	84	B	Barry WILLISHER	Toyota MR2 Mk2	15	15:22.69	40.76	70.17	59.66	8 72.35
19	42	B	Colin HALLS	Toyota MR2 Mk2	15	15:22.96	41.03	70.15	59.48	13 72.57
20	27	B	Simon TOPP	Toyota MR2 Mk2	15	15:23.29	41.36	70.13	59.35	9 72.73
21	88	C	Stuart NICHOLLS	Toyota MR2 Roadster	15	15:25.96	44.03	69.92	59.87	5 72.10
22	43	B	John THORNBUR	Toyota MR2 Mk2	15	15:32.28	50.35	69.45	59.92	9 72.04
23	99	B	Lee GAMBELL	Toyota MR2 Mk2	15	15:38.59	56.66	68.98	1:00.15	9 71.76
24	21	B	Ben ROWE	Toyota MR2 Mk1	15	15:41.71	59.78	68.75	58.98	4 73.18
25	32	B	George HOUGHAM	Toyota MR2 Mk2	15	15:45.80	1:03.87	68.46	1:00.74	10 71.06
26	45	B	Robert WELLS	Toyota MR2 Mk2	14	14:58.92	1 Lap	67.22	1:01.53	9 70.15
27	14	B	David ROWE	Toyota MR2 Mk1	14	15:10.74	1 Lap	66.35	1:01.77	5 69.88
28	40	B	Michael IZZARD	Toyota MR2 Mk2	14	15:21.86	1 Lap	65.55	1:03.37	12 68.11
29	30	B	Steve PEGG	Toyota MR2 Mk2	14	15:23.78	1 Lap	65.42	1:02.83	8 68.70

Not-Classified

38	B	David BRYANT	Toyota MR2 Mk2	12	12:00.35	DNF	71.91	58.86	7 73.33
46	B	Alex KNIGHT	Toyota MR2 Mk2	12	12:30.87	DNF	68.98	59.47	9 72.58
44	B	Luke AUSTIN	Toyota MR2 Mk2	8	9:46.11	DNF	58.92	1:09.38	7 62.21

Fastest Lap

28	B	Zac CHAPMAN	Toyota MR2 Mk2					57.83	2 74.64
79	C	Jonathan GRIMES	Toyota MR2 Mk3					59.43	11 72.63

Weather / Track: Cloudy / Dry

Start Time : 14:35

Brands Hatch Indy

20 Jun 10 14:51

Clerk of Course :  15.00	Time Issued :	Chief Timekeeper : Terry Stevens 
--	---------------	---

THESE RESULTS REMAIN PROVISIONAL FOR A MINIMUM OF 30 MINUTES FROM THE TIME OF ISSUE AND UNTIL ALL JUDICIAL AND TECHNICAL MATTERS HAVE BEEN SETTLED

Results produced on HS Sports Timing and Results Systems. Results online at www.750MC.co.uk



Provisional Results - Race 14

750MC 750 Trophy Series

Pl	No	Cl	Name	Car	Laps	Time	Behind	MPH	Best Lap on	MPH
1	9	C	Paul GOROLINI	JB	11	11:42.32		67.61	1:02.28	6 69.31
2	73	C	Nic GRELE	Jeffrey Mk1	11	12:04.90	22.58	65.50	1:03.54	8 67.93
3	15	I	Ron WELSH	Fairthorpe FJ	11	12:11.06	28.74	64.95	1:04.57	6 66.85
4	75	A	Mike PECK	Austin 7	10	12:11.52	1 Lap	59.01	1:10.80	5 60.97
5	13	A	Gregan THURSTON	Austin 7 Super	10	12:19.21	1 Lap	58.39	1:11.87	7 60.06
6	31	A	Christian PEDERSEN	Austin 7 Special	10	12:19.53	1 Lap	58.37	1:11.34	8 60.50
7	8	A	John WEBB	Rawson A7	10	12:53.30	1 Lap	55.82	1:15.19	10 57.41
8	21	A	Alistair FRAYLING-CORK	Austin 7 Special	10	12:53.34	1 Lap	55.82	1:14.80	7 57.71
9	97	A	Malcom HILLS	Austin Pigsty Special	9	12:06.30	2 Laps	53.49	1:17.38	3 55.78

Not-Classified

32	A	David WHETTON	A7 Mouse Racer	8	9:53.43	DNF	58.19	1:11.48	7 60.39
11	A	Ben MYALL	Austin 7 Pigsty Mk13	4	5:05.23	DNF	56.57	1:11.73	4 60.18

Non-Starters

12	I	Erle MINHINNICK	Apal Teapot Formula Vee
17	A	Timothy HOLCROFT-SMITH	Austin 7 Ulster
2	I	Roger WINDLEY	Time 3B
23	C	Lyndon THURSTON	DNC Trophy
26	A	Mike WHITBY	Austin 7 Mason Special
27	C	Grahame WEETMAN	DNC
30	A	Tim MYALL	Austin 7 Pigsty
38	C	Russell SPINKS	Hague
6	A	John GASKING	Austin 7

Fastest Lap

9	C	Paul GOROLINI	JB	1:02.28	6 69.31
15	I	Ron WELSH	Fairthorpe FJ	1:04.57	6 66.85
75	A	Mike PECK	Austin 7	1:10.80	5 60.97

Weather / Track: Cloudy / Dry

Start Time : 15:11

Brands Hatch Indy

20 Jun 10 15:25

Clerk of Course :  15.31	Time Issued :	Chief Timekeeper : Terry Stevens 
--	---------------	---

THESE RESULTS REMAIN PROVISIONAL FOR A MINIMUM OF 30 MINUTES FROM THE TIME OF ISSUE AND UNTIL ALL JUDICIAL AND TECHNICAL MATTERS HAVE BEEN SETTLED

Results produced on HS Sports Timing and Results Systems. Results online at www.750MC.co.uk



Provisional Results - Race 15 (Restart)

750MC Formula Vee Championship

Pl	No	Cl	Name	Car	Laps	Time	Behind	MPH	Best Lap on	MPH
1	3		Martin FARMER	GAC	13	11:30.40		81.28	6	82.59
2	30		Ashley SUTTON	Storm 2007	13	11:33.54	3.14	80.91	5	82.59
3	33		Ben ANDERSON	GAC 1	13	11:39.59	9.19	80.21	5	81.89
4	10		Peter BELSEY	Spyder MK2	13	11:39.63	9.23	80.20	4	81.86
5	8		Paul TAYLOR	GAC	13	11:45.89	15.49	79.49	12	80.85
6	21		David TOWNROW	Leastone	13	11:46.17	15.77	79.46	7	80.70
7	5		Declan McDONNELL	GAC 03	13	11:49.14	18.74	79.13	4	80.83
8	23	B	Ian JORDAN	Sheane	13	11:49.71	19.31	79.06	8	80.91
9	52		Dan BRIGHAM	AHS	13	11:55.87	25.47	78.38	3	80.42
10	99		Gethin JONES	Storm SG09	13	11:56.51	26.11	78.31	3	80.16
11	18		Tim PROBERT	Storm SF1	13	12:01.81	31.41	77.74	4	80.36
12	45		Chris MARSHALL	Storm	13	12:02.44	32.04	77.67	4	79.46
13	43		John STAPLETON	Leastone	13	12:10.83	40.43	76.78	4	78.45
14	31		Graham GANT	WEV	13	12:12.65	42.25	76.59	11	79.95
15	36		Mike HATTON	AHS Challenger	13	12:20.67	50.27	75.76	4	77.62
16	85	B	Tony DOWSON	Sheane	13	12:27.49	57.09	75.07	5	77.45
17	37		Glyn DAVIES	AHS Challenger	12	11:34.01	1 Lap	74.63	10	76.82
18	92		Tony MITCHELL	Ray	12	11:35.42	1 Lap	74.48	9	76.78
19	67		Alan SWAIN	GAC	12	11:40.61	1 Lap	73.93	6	77.56
20	44		Andrew PERKS	GAC	12	11:41.47	1 Lap	73.84	8	76.45
21	41	B	Gordon BARNES	Spyder	12	11:47.16	1 Lap	73.25	8	75.83
22	28	B	Ben WILLIAMS	Sheane Mk1	12	12:05.58	1 Lap	71.39	5	74.41
23	26		Peter ANDREWS	Sheane Mk2	12	12:06.69	1 Lap	71.28	5	73.86
24	32		Paul SMITH	Storm 2006	12	12:12.11	1 Lap	70.75	11	74.25
25	29	B	Sam ENGINEER	Sheane Mk2	12	12:14.89	1 Lap	70.48	3	72.99

Not-Classified

77			Matthew PERKS	GAC	11	10:22.70	DNF	76.25	8	78.37
13			Steve OUGH	AHS Challenger	7	6:32.58	DNF	76.96	3	80.31
25			Gilad KREIN	GAC	2	2:01.45	DNF	71.08	2	78.54

Fastest Lap

30			Ashley SUTTON	Storm 2007				52.26	5	82.59
3			Martin FARMER	GAC				52.26	6	82.59
23	B		Ian JORDAN	Sheane				53.35	8	80.91

Weather / Track: Cloudy / Dry

Start Time : 15:46

Brands Hatch Indy

20 Jun 10 15:59

Clerk of Course : 	Time Issued :	Chief Timekeeper : Terry Stevens 
--	---------------	---

THESE RESULTS REMAIN PROVISIONAL FOR A MINIMUM OF 30 MINUTES FROM THE TIME OF ISSUE AND UNTIL ALL JUDICIAL AND TECHNICAL MATTERS HAVE BEEN SETTLED

Results produced on HS Sports Timing and Results Systems. Results online at www.750MC.co.uk



Provisional Results - Race 16

Premier Choice Group 750 Formula Championship

Pl	No	Cl	Name	Car	Laps	Time	Behind	MPH	Best Lap on	MPH
1	5		Bill RUTTER	Darvi Mk5	12	10:56.74		78.87	53.33	9 80.94
2	2		Mick HARRIS	Darvi 877	12	10:57.10	0.36	78.83	53.29	9 81.00
3	7		Peter BOVE	ADR 750F	12	10:57.66	0.92	78.76	53.55	9 80.61
4	6		Bob SIMPSON	SS/F	12	10:59.13	2.39	78.58	53.25	8 81.06
5	55		Roger ROWE	Centaur Mk 20	12	10:59.76	3.02	78.51	53.19	11 81.15
6	1		Dave ROBSON	SDAR/83	12	11:00.08	3.34	78.47	53.40	11 80.83
7	97		Nathaniel COOPER	Davis T7	12	11:05.54	8.80	77.83	52.96	10 81.50
8	71		Max SHEPPARD	Sheppard MS750/01	12	11:07.06	10.32	77.65	53.64	10 80.47
9	27		Sue HARRIS	Darvi 5/97	12	11:35.47	38.73	74.48	56.63	3 76.22
10	23	B	Paul COLLINS	Darvi Mk5	12	11:39.43	42.69	74.06	56.25	11 76.74
11	77	B	Dick HARTLE	Tristesse Mk7	12	11:40.74	44.00	73.92	56.52	8 76.37
12	17		Andrew LAKE	Darvi 91D	11	11:01.11	1 Lap	71.82	57.88	7 74.57
13	36	B	Nigel HARVEY	PC Special	11	11:02.04	1 Lap	71.72	57.64	11 74.89
14	22	B	Andrew BOOTH	Centaur	11	11:18.41	1 Lap	69.99	59.23	2 72.88
15	13		Rod HILL	Mystic T4/21	11	11:30.49	1 Lap	68.76	55.92	6 77.19
16	30	B	Ulric HILLIAM	ADR T5	11	11:53.06	1 Lap	66.59	1:02.67	6 68.88

Not-Classified

70	B		Guy SHEPPARD	ADR 3 GS	10	9:17.30	DNF	77.45	54.16	9 79.70
11	B		Paul MORRIS	Darvi 92J	0		Starter	0.00		
42			Martin KEMP	Racekits Falcon	0		Starter	0.00		

Fastest Lap

97			Nathaniel COOPER	Davis T7					52.96	10 81.50
70	B		Guy SHEPPARD	ADR 3 GS					54.16	9 79.70

Weather / Track:

Start Time : 16:09

Brands Hatch Indy

20 Jun 10 16:21

Clerk of Course :  16.30	Time Issued :	Chief Timekeeper : Terry Stevens 
--	---------------	---

THESE RESULTS REMAIN PROVISIONAL FOR A MINIMUM OF 30 MINUTES FROM THE TIME OF ISSUE AND UNTIL ALL JUDICIAL AND TECHNICAL MATTERS HAVE BEEN SETTLED

Results produced on HS Sports Timing and Results Systems. Results online at www.750MC.co.uk



Provisional Results - Race 17

Polleysport/Yokohama SAXMAX Championship

Pl	No	Cl	Name	Car	Laps	Time	Behind	MPH	Best Lap on	MPH
1	4		Aaron TRIGWELL	Citroen Saxo VTR	14	14:08.68		71.20	59.59	3 72.43
2	10		Scott MOAKES	Citroen Saxo VTR	14	14:10.62	1.94	71.04	59.66	4 72.35
3	18		Jordan WILLSON	Citroen Saxo VTR	14	14:11.57	2.89	70.96	59.81	11 72.17
4	95		Myles COLLINS	Citroen Saxo VTR	14	14:13.98	5.30	70.76	1:00.09	4 71.83
5	13		Chris WARBURTON	Citroen Saxo VTR	14	14:15.75	7.07	70.62	59.67	14 72.34
6	89		Shane STONEY	Citroen Saxo VTR	14	14:19.84	11.16	70.28	1:00.04	7 71.89
7	15		Ashley DIBDEN	Citroen Saxo VTR	14	14:24.89	16.21	69.87	1:00.64	4 71.18
8	17		William DAVISON	Citroen Saxo VTR	14	14:25.07	16.39	69.86	1:00.10	13 71.82
9	55		Jordan ANNELLS	Citroen Saxo VTR	14	14:25.45	16.77	69.82	1:00.01	4 71.93
10	81		Henry GILBERT	Citroen Saxo VTR	14	14:31.54	22.86	69.34	1:00.24	2 71.65
11	22		William PLANT	Citroen Saxo VTR	14	14:33.04	24.36	69.22	1:00.11	11 71.81
12	47		Owen HUNTER	Citroen Saxo VTR	14	14:36.19	27.51	68.97	1:00.84	3 70.95
13	90		Jordan BATTS	Citroen Saxo VTR	14	14:55.72	47.04	67.46	1:02.20	3 69.40
14	96		Shaun CLAY	Citroen Saxo VTR	13	15:06.75	1 Lap	61.88	1:00.59	9 71.24

Not-Classified

54	Anthony WHORTON-EALES	Citroen Saxo VTR	6	6:10.03	DNF	69.99	59.82	6	72.16
----	-----------------------	------------------	---	---------	-----	-------	-------	---	-------

Fastest Lap

4	Aaron TRIGWELL	Citroen Saxo VTR					59.59	3	72.43
---	----------------	------------------	--	--	--	--	-------	---	-------

No 13 - 5 second penalty C1.1.5 (contact) / C2.3 (unfair advantage)

Weather / Track: Cloudy / Dry

Start Time : 16:32

Brands Hatch Indy

20 Jun 10 17:56

Clerk of Course 	Time Issued : 18:00	Chief Timekeeper : Terry Stevens
---------------------	------------------------	--------------------------------------

THESE RESULTS REMAIN PROVISIONAL FOR A MINIMUM OF 30 MINUTES FROM THE TIME OF ISSUE AND UNTIL ALL JUDICIAL AND TECHNICAL MATTERS HAVE BEEN SETTLED

Results produced on HS Sports Timing and Results Systems. Results online at www.750MC.co.uk



Provisional Results - Race 18 - Final

Demon Tweeks / Yokohama Locost Championship

Pl	No	Cl	Name	Car	Laps	Time	Behind	MPH	Best Lap on	MPH	
1	3		Alastair GARRATT	Locost	20	19:55.76		72.20	58.60	20	73.66
2	4		Tom COLLER	Locost	20	19:55.77	0.01	72.19	58.59	4	73.67
3	28		David BLACK	Locost	20	20:01.39	5.63	71.86	58.77	12	73.45
4	51		Matt CHERRINGTON	Locost	20	20:03.40	7.64	71.74	58.64	15	73.61
5	6		Richard JENKINS	Locost	20	20:03.57	7.81	71.73	58.70	6	73.53
6	27		Alex VON EHRHEIM	Locost	20	20:03.70	7.94	71.72	58.71	10	73.52
7	2		Scott MITTELL	Locost	20	20:03.73	7.97	71.72	58.89	6	73.30
8	40		Paul BRYANT	Locost	20	20:04.09	8.33	71.70	58.80	6	73.41
9	16		Victoria PICKLES	Locost	20	20:11.81	16.05	71.24	59.28	6	72.81
10	22		James McALLISTER	Locost	20	20:12.14	16.38	71.22	59.36	4	72.72
11	11	T	Lynfel OWEN	Locost	20	20:13.44	17.68	71.14	59.45	4	72.61
12	8		James PINKERTON	Locost	20	20:16.28	20.52	70.98	59.09	6	73.05
13	77		Nick SELBY	Locost	20	20:16.49	20.73	70.96	59.05	6	73.10
14	70		Sian STAFFORD	Locost	20	20:16.72	20.96	70.95	59.19	15	72.92
15	74		Steven WELLS	Locost	20	20:20.22	24.46	70.75	59.30	6	72.79
16	57		Mike LEAR	Locost	20	20:22.59	26.83	70.61	59.27	6	72.83
17	71		Jason GIBBONS	Locost	20	20:30.52	34.76	70.16	59.30	5	72.79
18	72		Stephen KIMBER	Locost	20	20:30.68	34.92	70.16	59.79	9	72.19
19	88	T	Nicholas MORLEY	Locost	20	20:37.60	41.84	69.75	58.62	16	73.63
20	44		Campbell CASSIDY	Locost	20	20:39.24	43.48	69.66	59.70	5	72.30
21	52		Richard LEE	Locost	20	20:51.13	55.37	69.00	1:01.23	16	70.49
22	5		Gary CORKHILL	Locost	20	20:51.18	55.42	69.00	1:00.89	6	70.89
23	73		Rob APSEY	Locost	20	20:51.36	55.60	68.99	1:00.72	10	71.09
24	91		Max LEES	Locost	20	20:59.18	1:03.42	68.56	1:00.63	5	71.19
25	37		Barry STUART	Locost	19	20:15.84	1 Lap	67.45	1:02.23	7	69.36
26	32		Shaun BRAME	Locost	19	20:16.18	1 Lap	67.43	1:01.50	6	70.19
27	26	T	Ian MITTELL	Locost	19	20:19.40	1 Lap	67.26	1:01.57	4	70.11
28	36		Trevor FAUNCH	Locost	19	20:22.53	1 Lap	67.08	1:02.24	7	69.35
29	35		Sean GRAHAM	Locost	18	20:02.98	2 Laps	64.59	1:04.74	2	66.67
30	59		Carl PICKERING	Locost	18	20:53.44	2 Laps	61.99	1:03.94	18	67.51

Not-Classified

60	T		Sam BRADLEY	Locost	11	11:04.15	DNF	71.49	58.72	4	73.51
54			David MORROW	Locost	3	3:22.16	DNF	64.05	1:02.48	2	69.08

Fastest Lap

4			Tom COLLER	Locost					58.59	4	73.67
88	T		Nicholas MORLEY	Locost					58.62	16	73.63

Weather / Track: Cloudy / Dry

Start Time : 16:55

Brands Hatch Indy

20 Jun 10 17:17

Clerk of Course 	Time Issued : 17.23	Chief Timekeeper : Terry Stevens
---------------------	------------------------	--------------------------------------

THESE RESULTS REMAIN PROVISIONAL FOR A MINIMUM OF 30 MINUTES FROM THE TIME OF ISSUE AND UNTIL ALL JUDICIAL AND TECHNICAL MATTERS HAVE BEEN SETTLED

Results produced on HS Sports Timing and Results Systems. Results online at www.750MC.co.uk



Provisional Results - Race 19 (Restart)

750MC MR2 Championship

Pl	No	Cl	Name	Car	Laps	Time	Behind	MPH	Best Lap on	MPH
1	56	B	Steve LUMLEY	Toyota MR2 Mk2	7	6:57.99		72.29	68.50	3 73.78
2	28	B	Zac CHAPMAN	Toyota MR2 Mk2	7	6:58.27	0.28	72.24	57.71	6 74.79
3	68	B	Alexander LENNON	Toyota MR2 Mk2	7	7:00.22	2.23	71.90	58.62	4 73.63
4	21	B	Ben ROWE	Toyota MR2 Mk1	7	7:04.44	6.45	71.19	58.97	4 73.20
5	64	B	Matthew MARSH	Toyota MR2 Mk2	7	7:05.82	7.83	70.96	59.18	3 72.94
6	25	B	Clive MORPHETT	Toyota MR2 Mk2	7	7:06.45	8.46	70.86	59.24	7 72.86
7	27	B	Simon TOPP	Toyota MR2 Mk2	7	7:06.71	8.72	70.81	59.21	7 72.90
8	33	B	George ROBINSON	Toyota MR2 Mk2	7	7:08.04	10.05	70.59	58.76	6 73.46
9	42	B	Colin HALLS	Toyota MR2 Mk2	7	7:08.17	10.18	70.57	59.24	6 72.86
10	79	C	Jonathan GRIMES	Toyota MR2 Mk3	7	7:10.61	12.62	70.17	59.46	7 72.61
11	26	B	Paul GRIMMETT	Toyota MR2 Mk2	7	7:11.96	13.97	69.96	59.60	4 72.42
12	67	B	Lee McKEE	Toyota MR2 Mk2	7	7:13.60	15.61	69.88	59.75	4 72.24
13	23	B	James CROSS	Toyota MR2 Mk2	7	7:13.89	15.90	69.64	59.33	4 72.75
14	99	B	Lee GAMBELL	Toyota MR2 Mk2	7	7:15.02	17.03	69.46	59.87	4 72.10
15	84	B	Barry WILLISHER	Toyota MR2 Mk2	7	7:21.64	23.65	68.41	1:00.20	4 71.70
16	45	B	Robert WELLS	Toyota MR2 Mk2	7	7:21.97	23.98	68.36	1:00.00	6 71.94
17	32	B	George HOUGHAM	Toyota MR2 Mk2	7	7:24.30	26.31	68.01	1:00.55	5 71.29
18	89	C	Michael NICHOLLS	Toyota MR2 Roadster	7	7:30.23	32.24	67.11	1:01.37	6 70.33
19	43	B	John THORNER	Toyota MR2 Mk2	7	7:32.74	34.75	66.74	1:01.36	6 70.35
20	30	B	Steve PEGG	Toyota MR2 Mk2	7	7:39.04	41.05	66.82	1:02.97	5 68.55
21	14	B	David ROWE	Toyota MR2 Mk1	7	7:40.14	42.15	65.86	1:01.86	4 69.78
22	44	B	Luke AUSTIN	Toyota MR2 Mk2	7	7:40.48	42.49	65.62	1:02.79	5 68.74

Not-Classified

37	B	Michael WELLS	Toyota MR2 Mk2	6	6:11.35	DNF	69.74	59.58	5 72.45
88	C	Stuart NICHOLLS	Toyota MR2 Roadster	6	6:11.65	DNF	69.88	59.64	6 72.37
77	B	John WILSON	Toyota MR2 Mk2	2	2:05.20	DNF	68.95	58.49	2 73.80
46	B	Alex KNIGHT	Toyota MR2 Mk2	2	2:09.33	DNF	66.75	1:02.11	2 69.50
55	B	Andrei BGATOV	Toyota MR2 Mk2	1	1:05.28	DNF	66.12	1:01.89	1 69.74

Non-Starters

24	B	Paul HUTSON	Toyota MR2 Mk2							
35	B	Richard SEYMOUR	Toyota MR2 Mk2							
36	B	Robert BARNETT	Toyota MR2 Mk2							
38	B	David BRYANT	Toyota MR2 Mk2							
48	B	Antony KNIGHT	Toyota MR2 Mk2							

Fastest Lap

28	B	Zac CHAPMAN	Toyota MR2 Mk2					67.71	6	74.79 Rec
79	C	Jonathan GRIMES	Toyota MR2 Mk3					69.45	7	72.61

2-part race. No 24 35 36 38 48 took first start.

Weather / Track:

Start Time : 17:47

Brands Hatch Indy

20 Jun 10 18:17

Mark of Course :

Time issued :

Chief Timekeeper : Terry Stevens

THESE RESULTS REMAIN PROVISIONAL FOR A MINIMUM OF 30 MINUTES FROM THE TIME OF ISSUE AND UNTIL ALL JUDICIAL AND TECHNICAL MATTERS HAVE BEEN SETTLED

Results produced on HS Sports Timing and Results Systems. Results online at www.750MC.co.uk