



Final Instructions Cadwell Park - 10th & 11th July 2010

MSA Permit No	57049	MSA Steward	P.Short	
Clerk of Course	V.Ayres	Deputy Clerks	R.Clements	A.Cox
Club Stewards	N.Funnell	I.Thompson		
Approximate Timetable				
Saturday				
		Scrutineer	Practice	
1	750MC Kit Car Championship/Allcomers	7.45	9.00-9.15	
2	750MC 750 Trophy Series	8.10	9.20-9.35	
3	750MC MR2 Super GT Series	8.30	9.45-10.00	
4	Premier Choice Group 750 Formula Championship	8.55	10.05-10.20	
5	Demon Tweeks/Yokohama Stock Hatch Championship - session A	9.20	10.30-10.45	
6	Demon Tweeks/Yokohama Stock Hatch Championship - session B	9.45	10.50-11.05	
7	AB Performance RGB Championship	10.10	11.15-11.30	
8	750MC Formula Vee Championship	10.35	11.35-11.50	
Races (* = green flag lap)		Duration	Time	
1	750MC Kit Car Championship/Allcomers	13mins+1lap	12.50	
2	750MC 750 Trophy Series	13mins+1lap	1.20	
3	750MC MR2 Super GT Series	13mins+1lap	1.45	
4	Premier Choice Group 750 Formula Championship*	13mins+1lap	2.10	
5	Demon Tweeks/Yokohama Stock Hatch Championship - Heat	13mins+1lap	2.40	
6	AB Performance RGB Championship	13mins+1lap	3.05	
7	750MC Formula Vee Championship*	13mins+1lap	3.35	
8	750MC 750 Trophy Series	13mins+1lap	4.00	
9	750MC MR2 Super GT Series	13mins+1lap	4.30	
10	Demon Tweeks/Yokohama Stock Hatch Championship - Final	13mins+1lap	4.55	
11	Premier Choice Group 750 Formula Championship*	13mins+1lap	5.25	
12	750MC Kit Car Championship/Allcomers	13mins+1lap	5.50	
Sunday				
		Scrutineer	Practice	
9	750MC MR2 Championship	7.45	9.00-9.15	
10	Demon Tweeks/Yokohama Locost Championship - session A	8.15	9.20-9.35	
11	Demon Tweeks/Yokohama Locost Championship - session B	8.40	9.45-10.00	
12	750MC Formula 4 Championship	9.05	10.05-10.20	
13	750MC Bike-Sports Championship	9.30	10.30-10.45	
Races (* = green flag lap)		Duration	Time	
13	750MC MR2 Championship	13mins+1lap	11.00	
14	Demon Tweeks/Yokohama Stock Hatch Championship - Heat*	13mins+1lap	11.25	
15	750MC Formula Vee Championship*	13mins+1lap	11.55	
16	AB Performance RGB Championship*	13mins+1lap	12.20	
Lunchbreak				
17	Demon Tweeks/Yokohama Locost Championship - Heat	18mins+1lap	1.30	
18	750MC Formula 4 Championship*	13mins+1lap	2.00	
19	750MC Bike-Sports Championship*	18mins+1lap	2.30	
20	Demon Tweeks/Yokohama Stock Hatch Championship - Final*	13mins+1lap	3.00	
21	750MC MR2 Championship	13mins+1lap	3.30	
22	Demon Tweeks/Yokohama Locost Championship - Final	18mins+1lap	4.00	
23	750MC Formula 4 Championship*	13mins+1lap	4.30	
24	750MC Bike-Sports Championship*	18mins+1lap	5.00	

GENERAL/ SAFETY REGULATIONS:

1. No animals are permitted within the circuit grounds.
2. Motorcycles, bikes or other wheeled 'vehicles' must not be ridden within the paddock by under 16's; it is a dangerous place.
3. Under 16's who are not signed on for the event are not allowed within any restricted area which includes pits, assembly area, startline and any other area carrying the warning signs.
4. Except whilst on track, no vehicles may be driven at more than 10mph within circuit grounds or approach roads.
5. With the exception of signed-on competitors driving their own race vehicle, those who do not hold a licence valid for driving on UK roads may not drive any vehicle within the circuit grounds.
6. Carrying of passengers in/on race cars is prohibited unless the passenger is seated in the passenger area provided in the vehicle.

PARC FERMÉ will be Scrutineering Bay and its approach road or any other area designated by Officials. The following regulations apply:-

- a) After taking part in and/or completing any practice session or race, all cars must (unless instructed to the contrary by an official) proceed immediately and directly to parc fermé.
- b) Access to parc fermé is restricted to drivers only. Drivers under 18 must be accompanied in parc fermé by the parent or guardian who has signed on for the event.
- c) No work may be carried out on any vehicle without the permission of a scrutineer or official.
- d) Cars may be held in parc fermé for up to 30 minutes after the finish of any race, whilst selection for any technical checks is made.

Failure to comply with the above, or with the instructions of any official, may result in penalties as per C 2.1.1 being applied.

SIGNING ON: About 15 minutes before your Scrutineering session, at Race Admin office; race licence & club membership must be shown. Non-presentation of a valid licence carries an MSA fine of £55.

SCRUTINEERING: As per the timetable and strictly in order. Cars presented early may be turned away. Overalls and helmet must be presented at scrutineering.

FIRST RACE AT THIS CIRCUIT - DRIVERS'

BRIEFINGS: Any driver who has not raced at this circuit before under MSA car regulations must attend a Drivers Briefing PRIOR to going out to practice; these will be held at 7.45, 8.15, 8.45, 9.15 and 9.45 in the briefing room in Assembly Area. Failure to attend could result in a fine of £145.

PRACTICE SESSIONS: Cars and drivers for the first practice session should go to the Assembly Area about 10 - 15 minutes prior to the scheduled time, or when called for on the tannoy. Following sessions should go to Assembly Area when the practice session prior to theirs has started, or when called for on the tannoy. Scrutineering passes must be displayed on all vehicles. Practice sessions cannot be delayed for drivers late in attending.

GENERAL DRIVERS' BRIEFINGS: If required these will be announced via tannoy and/or bulletin.

RACE GRID ASSEMBLY & START

PROCEDURES: As per MSA Blue Book regulations Q12.7 - 12.16 inclusive. Be aware that cars will leave the Assembly Area shortly after the end of the preceding race; all drivers must be ready to go out on circuit. Starts will not be delayed for 'missing' drivers.

RACE STOPPAGES: If any race is 'red-flagged' twice, it will be re-scheduled to run as the last race of the day, time permitting.

FINISH PROCEDURE: After the chequered flag is shown on the finish line cars will leave the circuit via the exit road to the paddock or parc fermé as instructed. Outright winners should stop, where instructed, to collect their laurels & award. All other awards are to be collected from Race Admin office, with race result sheets.

NOISE LEVELS: As per current MSA Regulations.

PARKING/CAMPING: Competitors must park in the area outlined on the plan enclosed. Competitors wishing to camp on the preceding night should not enter the paddock until any event taking place has ceased (i.e. at least 6.00pm). If you arrive late, please be quiet; any reports of excess noise reported to the organisers will be investigated and action may be taken. Do not damage the surface of the paddock or any buildings or other circuit property - you will be excluded from the meeting and the circuit owners may take action to reclaim damages.

Yokohama Tyre Supplies:

George Polley will be in attendance at this meeting and can supply and fit any Yokohama tyres you pre-order - 01354 688111.



Provisional Qualifying Times - P1
750MC Kit Car Championship + Allcomers

Pl	No	Cl	Name	Car	Laps	Time on Lap	Behind	MPH
1	95		Richard STABLES	Radical PRE Prospect	7	1:31.05	7	85.47
2	7		Paul STEELE	Radical SR3	7	1:32.35	5	1.20
3	53	A	Andy HLEY	Tandem MK2	7	1:36.95	7	8.60
4	17		Doug CARTER	Genesis Evo	7	1:39.94	7	8.89
5	75	A	Matthew LEWIS	MNR Vorka	8	1:40.41	6	9.36
6	57		Andy WATERS/MO TRANSPONDER	Lotus Exige	3	1:40.69	3	9.64
7	24	C	Guy HUSSEY	RAW Striker	7	1:41.23	7	10.18
8	30		Neil PALMER	Raw Fulcrum	7	1:41.45	7	10.40
9	5	B	Jon KEMPSON	MK Indy	7	1:41.89	8	10.64
10	38	C	DAVID CALDECOURT	Sylvia Phoenix	7	1:42.40	7	11.35
11	62	C	PAUL HILEY	Tyroses MK3	7	1:42.93	6	11.89
12	9	C	Anton LADDON	Clyons MX500R	7	1:43.05	4	12.00
13	4	A	Nigel BROWN	Sylvia Phoenix	7	1:43.10	4	12.05
14	15		AUSTON GREENWAY	Fisher Fury Fireblade	7	1:43.99	7	12.84
15	39	C	Chris SCOPES	Fisher Fury	7	1:44.14	4	13.09
16	19		Robert GRANT	Fisher Fury	7	1:44.26	6	13.21
17	16		Janet WALKER	Westfield	7	1:44.87	7	13.82
18	44		Judi DENISLEY	Fisher Fury	7	1:45.10	5	14.05
19	25	C	Colin BERNHAM	Stuart Taylor Phoenix	7	1:45.25	7	14.20
20	82	C	Rob JOHNSTON	Clyons MX500R	7	1:45.89	3	14.64
21	68		Adrian MOORE	Genesis Evo	7	1:46.31	7	15.26
22	74		MAG C HERRINGTON	Loosest	7	1:46.48	7	15.43
23	47	B	Bruce BROWN	Luoga Velocity	7	1:48.50	3	16.45
24	2		Scott MITCHELL	Loosest	7	1:48.53	6	16.48
25	83		Paul BLACKBURN	Lotus Exige	7	1:48.67	7	16.82
26	28	C	Paul ARBER	Sylvia Striker	7	1:49.82	5	18.77
27	82		Mark TSANG	Ford Fiesta	7	1:52.21	5	21.16
28	72		Karen WOODLEY	Chiron Saxe	5	2:13.45	5	42.40

No 57 - NO TRANSPONDER

Weather / Track:
Start Time: 09:04

Track of Course: 10.02

Time Issued: 10.02

Chief Timekeeper: Tony Stovers

10 Jul 10 09:30

Cadwall Park Full

THESE RESULTS REPRESENT PROVISIONAL. FOR A SUMMARY OF 30 MINUTES FROM THE TIME OF 3000 AND UNTIL ALL JUDICIAL AND TECHNICAL MATTERS HAVE BEEN SETTLED

Results produced by HS Sports Timing and Results Systems. Results on line at www.750MC.co.uk

RACE GRID

750MC Kit Car Championship + Allcomers

Race 1

ROW 13									
ROW 12	88	01:52.210 Mark TSANGS	72	02:12.450 Karen WOODLEY	83	01:56.870 Paul BLACKBURN			
ROW 11	2	01:45.930 Scott MITCHELL	74	01:49.490 Mark C HERRINGTON	44	01:45.700 Judi DENISLEY			
ROW 10	68	01:45.310 Adrian MOORE	18	01:44.260 Robert GRANT	30	01:41.950 Neil PALMER			
ROW 9	15	01:43.990 AUSTON GREENWAY	17	01:39.810 Doug CARTER	95	01:31.250 Richard STABLES			
ROW 8	57	01:42.990 Andy WATERS	7	01:32.350 Paul STEELE	28	01:43.820 Paul ARBER			
ROW 7									
ROW 6	47	01:45.610 Bruce BROWN	82	01:45.980 Rob JOHNSTON	39	01:44.740 Chris SCOPES			
ROW 5	25	01:45.250 Colin BERNHAM	9	01:43.050 Anton LADDON	38	01:42.400 David CALDECOURT			
ROW 4	6	01:45.120 Nigel BROWN							
ROW 3	62	01:42.980 Peter HLEY	24	01:41.820 Guy FUSSEY	53	01:36.980 Andy HLEY			
ROW 2	5	01:41.390 Jon KEMPSON							
ROW 1	75	01:40.410 Matthew LEWIS							

30 second delay before second grid

Printed: 09:47, 10 July 2010

HS Sports Timing and Results Systems

Cadwall Park Full



2nd Best Qualifying Times
750MC Kit Car Championship + Allcomers

Pos	No	DI	Name	Car	Time
1	95		Richard PRS	Prosport	1:32.43
2	7		Paul STEELE	Radical BR3	1:32.66
3	53	A	Andy HILEY	Radical BR3	1:37.40
4	75	A	Matthew LEWIS	IMR Vortex	1:40.55
5	24	C	Guy HUSSEY	RAM Striker	1:41.46
6	5	B	Ian MEMPSON	MIK Indy	1:41.82
7	30		Neil PALMER	Raw Fulcrum	1:42.16
8	17		Doug CARTER	Genesis Evo	1:42.90
9	8	A	Nigel BROWN	Syva Phoenix	1:43.11
10	8	C	Anton LONDON	Cyano MK500R	1:43.24
11	38	C	David CALDECOURT	Syva Phoenix	1:43.25
12	62	C	Paul HILEY	Taylor MK2	1:43.82
13	15		Austen GREENWAY	Fisher Fury Fibblebe	1:44.35
14	39	C	Chris SCOPES	Fisher Fury	1:44.45
15	25	C	Colin BENHAM	Stuart Taylor Phoenix	1:45.55
16	24		Jud DENISLEY	Fisher Fury	1:46.10
17	18		Robert GRANT	Fisher Fury	1:46.19
18	68		Adrian MOORE	Genesis Evo	1:46.47
19	16		James WALKER	Westfield	1:46.73
20	82	C	Rob JOHNSTON	Cyano MK500R	1:47.96
21	47	B	Bruce BROWN	Luego Velocity	1:49.62
22	2		Scott MITTELL	Locast	1:49.62
23	74		Mark CHERRINGTON	Locast	1:49.80
24	25	C	Paul ARBER	Syva Striker	1:49.89
25	53		Paul BLACKBURN	Lotus Edge	1:50.03
26	88		Mark TSANG	Ford Fiesta	1:52.55
27	57		Andy WATERS	Lotus Edge	1:55.44
28	72		Karoln WOOLLEY	Carrom Sazo	2:17.27

19 Jul 10 09:31

Club of Origin: 10.02 Child Timeskeeper: _____

THESE RESULTS REMAIN PROVISIONAL FOR A MINIMUM OF 30 MINUTES FROM THE TIME OF ISSUE

RACE GRID

750MC Kit Car Championship + Allcomers
Race 12

ROW 16			72	KAROLN WOOLLEY		
ROW 15		57	ANDY WATERS		88	MARK TSANG
ROW 14	83	PAUL BLACKBURN		74	MARK CHERRINGTON	
ROW 13		2	SCOTT MITTELL		16	JAMES WALKER
ROW 12	68	ADRIAN MOORE		18	ROBERT GRANT	
ROW 11		44	JUD DENISLEY		15	AUSTEN GREENWAY
ROW 10	17	DOUG CARTER		30	NEIL PALMER	
ROW 9		7	PAUL STEELE		95	RICHARD STABLES
ROW 8						
ROW 7					28	PAUL ARBER
ROW 6	47	BRUCE BROWN		82	ROB JOHNSTON	
ROW 5		25	COLIN BENHAM		39	CHRIS SCOPES
ROW 4	62	PAUL HILEY		38	DAVID CALDECOURT	
ROW 3		9	ANTON LONDON		6	NIGEL BROWN
ROW 2	5	IAN MEMPSON		24	GUY HUSSEY	
ROW 1		75	MATTHEW LEWIS		53	ANDY HILEY

POLE



Provisional Qualifying Times - P2
750MC 750 Trophy Series

Pl	No	Cl	Name	Car	Laps	Time on Lap	Behind	MPH
1	3	C	David LARKINS	Gerrell Rollant	5	1:57.25	6	57.15
2	35	C	Michael O'MAHONY	Raven	6	1:59.14	6	66.08
3	9	C	Paul GOROLINI	JB	6	1:59.48	4	65.89
4	1	C	Don RAWSON	Rawson Climax	4	1:59.36	4	65.63
5	73	C	Nic GRELE	Jeffrey MK1	6	2:00.80	5	65.14
6	2	I	Roger WINDLEY	Time 3B	6	2:03.03	5	63.99
7	38	C	Russell SPINKS	Hague	6	2:04.11	4	63.44
8	4	I	Brian JOLLIFFE* NO TRANSPONDER	Cooper M19	5	2:06.42	4	62.28
9	31	A	Christian PEDERSEN	Austin 7 Special	5	2:16.69	5	57.60
10	36	D	Hakon SANDBERG	JBS F3 300	5	2:18.00	4	57.05
11	32	A	David WHELTON	A7 Meuse Racer	5	2:18.31	4	56.92
12	21	A	Alistair FRAYLING-CORK	Austin 7 Special	5	2:20.50	5	56.04
13	17	A	Timothy HOLCROFT-SMITH	Austin 7 Uster	4	2:31.55	4	51.95
14	5	A	John GASKING	Austin 7	5	2:31.69	4	51.90
15	13	A	Gregan THURSTON	Austin 7 Super	3	3:42.40	3	45.67

NE 4 - NO TRANSPONDER

RACE GRID

750MC 750 Trophy Series

Race 2

ROW 6		13	02:52.400 Gregan THURSTON	
ROW 7	6	32:37.680 John GASKING	17	02:51.550 Timothy HOLCROFT-SMITH
ROW 6	21	02:20.530 Alistair FRAYLING-CORK	32	02:19.210 David WHELTON
ROW 5	36	02:19.000 Hakon SANDBERG	31	02:16.580 Christian PEDERSEN
ROW 4	4	02:06.420 Brian JOLLIFFE	38	02:05.710 Russell SPINKS
ROW 3	2	02:03.030 Roger WINDLEY	73	02:00.800 Nic GRELE
ROW 2	1	01:59.950 Don RAWSON	9	01:59.490 Paul GOROLINI
ROW 1	35	01:59.140 Michael O'MAHONY	3	01:57.250 David LARKINS

POLE

Weather / Track: Bright / Dry
Start Time: 10:22
Client / Country: *Paul Cook* / GB
Time Issued: *10:18*
Chief Timekeeper: Terry Stevens
Cadwell Park Full
10 Jul 10 09:58

THESE RESULTS FORM A PROVISIONAL FOR A MINIMUM OF 30 MINUTES FROM THE TIME OF ISSUE AND UNTIL ALL APPEALS AND TECHNICAL MATTERS HAVE BEEN SETTLED.

Results produced on HS Sports Timing and Results Systems. Results online at www.750MC.co.uk

Printed: 09:59, 10 July 2010

HS Sports Timing and Results Systems

Cadwell Park Full



2nd Best Qualifying Times
750MC 750 Trophy Series

Pos	No	Cl	Name	Car	Time
1	35	C	Michael O'MAHONY	Roon	1:58.00
2	3	C	David LARKINS	Gerrall Reliant	2:00.16
3	9	C	Paul GOROLINI	JB	2:01.00
4	1	C	Don RAWSON	Rawson Climax	2:02.46
5	2	I	Roger WINDLEY	Time 3B	2:03.43
6	73	C	Nic GRELE	Jeffrey MK1	2:04.25
7	38	C	Russell SPINKS	Hogue	2:04.30
8	4	I	Brian JOLLIFFE	Cooper MK9	2:07.49
9	31	A	Christian PEDERSEN	Austin 7 Special	2:17.74
10	36	D	Hakon SANDBERG	JBS F3 500	2:21.39
11	32	A	David WHETTTON	A7 Maube Racer	2:21.55
12	21	A	Alistair FRAYLING-CORK	Austin 7 Special	2:21.60
13	17	A	Timothy HOLCROFT-SMITH	Austin 7 Ulster	2:32.89
14	6	A	John GASKING	Austin 7	2:36.97
15	13	A	Gregan THURSTON	Austin 7 Super	2:57.73

Clery of Course:  Time Issued: Chief Timekeeper:
10 Jul 10 10:00

THESE RESULTS REMAIN PROVISIONAL FOR A MINIMUM OF 30 MINUTES FROM THE TIME OF ISSUE

RACE GRID

750MC 750 Trophy Series
Race 8

ROW 8	<input type="text"/>	<input type="text"/>	<input type="text"/>	<input type="text"/>	<input type="text"/>
ROW 7	<input type="text"/>	02:38.970 6 JOHN GASKING	02:57.733 13 Gregan THURSTON	02:32.897 17 Timothy HOLCROFT-SMITH	<input type="text"/>
ROW 5	02:27.600 21 Alistair FRAYLING-CORK	02:27.560 32 David WHETTTON	<input type="text"/>	<input type="text"/>	<input type="text"/>
ROW 5	02:21.390 36 Hakon SANDBERG	02:17.741 31 Christian PEDERSEN	<input type="text"/>	<input type="text"/>	<input type="text"/>
ROW 4	02:07.493 4 Brian JOLLIFFE	02:04.300 38 Russell SPINKS	<input type="text"/>	<input type="text"/>	<input type="text"/>
ROW 3	02:04.250 73 Nic GRELE	02:03.431 2 Roger WINDLEY	<input type="text"/>	<input type="text"/>	<input type="text"/>
ROW 2	02:02.462 1 Don RAWSON	01:01.000 9 Paul GOROLINI	<input type="text"/>	<input type="text"/>	<input type="text"/>
ROW 1	02:00.160 3 David LARKINS	01:59.807 35 Michael O'MAHONY	<input type="text"/>	<input type="text"/>	<input type="text"/>

POLE



Provisional Qualifying Times - P3
750MC MR2 Super GT Series

Pl	No	Cl	Name	Car	Laps	Time on Lap	Behind	MPH
1	95	A	Anthony Day	Toyota MR2 MK2	8	1:43.06	0	76.39
2	88	A	Alec Kitson	Toyota MR2 MK2	6	1:43.49	0.43	76.00
3	1	A	Patrick Mortell	Toyota MR2 Roadster	7	1:47.14	4.08	73.49
4	23	C	James Cross	Toyota MR2 MK2	8	1:47.36	4.30	73.33
5	68	C	Alexander Lennon	Toyota MR2 MK2	8	1:49.16	6.10	72.13
6	24	C	Paul Hutson	Toyota MR2 MK2	5	1:49.56	6.50	71.38
7	77	C	John Wilson/NO TRANSPONDER	Toyota MR2 MK2	7	1:50.22	7.16	71.43
8	78	B	Rowland Woolley	Toyota MR2 S	4	1:51.39	8.33	70.68
9	50	C	Guy Hefford	Toyota MR2 MK2	7	1:51.50	8.64	70.61
10	67	C	Lee McKee	Toyota MR2 MK2	7	1:51.71	8.65	70.48
11	37	C	Michael Wells	Toyota MR2 MK2	7	1:52.23	9.17	70.15
12	4	C	Luke Austin	Toyota MR2 MK2	7	1:54.46	11.60	68.79
13	51	C	Peter Lewis	Toyota MR2 MK2	7	1:54.65	11.59	68.67
14	45	C	Robert Wells	Toyota MR2 MK2	7	1:56.05	12.99	67.64

NS 77 - NO TRANSPONDER

RACE GRID

750MC MR2 Super GT Series

Race 3

ROW 8				
ROW 7	45	01:56.650 Robert Wells	51	01:54.360 Peter Lewis
ROW 6	4	01:54.480 Luke Austin	37	01:52.230 Michael Wells
ROW 5	67	01:51.710 Lee McKee	50	01:51.500 Guy Hefford
ROW 4	78	01:51.390 Rowland Woolley	77	01:50.220 John Wilson
ROW 3	24	01:49.580 Paul Hutson	68	01:48.160 Alexander Lennon
ROW 2	23	01:47.360 James Cross	1	01:47.140 Patrick Mortell
ROW 1	88	01:43.490 Alec Kitson	95	01:43.060 Anthony Day

POLE

Weather: Track: Bright/Dry

Start Time: 09:45

Check 05/Control

Time Issued:

Cadwell Park Full

Chief Timekeeper: Terry Stevens

10 Jul 10 10:05

THESE RESULTS REMAIN PROVISIONAL FOR A MINIMUM OF 30 MINUTES FROM THE TIME OF ISSUE AND UNTIL ALL SOCIAL AND TECHNICAL MATTERS HAVE BEEN SETTLED.

Results produced on HS Sports Timing and Results Systems. Results online at www.750MC.co.uk

Printed: 10:11, 10 July 2010

HS Sports Timing and Results Systems

Cadwell Park Full



2nd Best Qualifying Times
750MC MR2 Super GT Series

Pos	No	Cl	Name	Car	Time
1	95	A	Anthony DAY	Toyota MR2 Mk2	1:43.00
2	88	A	Alic KITSON	Toyota MR2 Mk2	1:44.43
3	23	C	James CROSS	Toyota MR2 Mk2	1:47.77
4	1	A	Patrick MORTELL	Toyota MR2 Roadster	1:48.05
5	68	C	Alexander LENNON	Toyota MR2 Mk2	1:48.29
6	24	C	Paul HUTSON	Toyota MR2 Mk2	1:50.28
7	77	C	John WILSON	Toyota MR2 Mk2	1:50.43
8	50	C	Guy HEFFORD	Toyota MR2 Mk2	1:51.69
9	78	B	Rowland WOOLLEY	Toyota MR2 S	1:51.78
10	67	C	Lee MCKEE	Toyota MR2 Mk2	1:51.96
11	37	C	Michael WELLS	Toyota MR2 Mk2	1:52.77
12	4	C	Luke AUSTIN	Toyota MR2 Mk2	1:54.81
13	51	C	Peter LEWIS	Toyota MR2 Mk2	1:54.95
14	45	C	Robert WELLS	Toyota MR2 Mk2	1:57.22

10 Jul 10 10:07

Chief of Club:  Time Issued: Chief Timekeeper:

THESE RESULTS REMAIN PROVISIONAL FOR A MINIMUM OF 30 MINUTES FROM THE TIME OF ISSUE

RACE GRID

750MC MR2 Super GT Series
Race 9

ROW 8	<input type="text"/>	<input type="text"/>	<input type="text"/>	<input type="text"/>
ROW 7	<input type="text"/>	45 Robert WELLS	51 Peter LEWIS	<input type="text"/>
ROW 6	4 Luke AUSTIN	37 Michael WELLS	<input type="text"/>	<input type="text"/>
ROW 5	67 Lee MCKEE	78 Rowland WOOLLEY	<input type="text"/>	<input type="text"/>
ROW 4	50 Guy HEFFORD	77 John WILSON	<input type="text"/>	<input type="text"/>
ROW 3	24 Paul HUTSON	68 Alexander LENNON	<input type="text"/>	<input type="text"/>
ROW 2	1 Patrick MORTELL	23 James CROSS	<input type="text"/>	<input type="text"/>
ROW 1	88 Alic KITSON	95 Anthony DAY	<input type="text"/>	<input type="text"/>

POLE



2nd Best Qualifying Times

Premier Choice Group 750 Formula Championship

Pos	No	Cl	Name	Car	Time
1	2		Mick HARRIS	Darv 877	1:38.22
2	55		Roger ROWE	Centaur Mk 20	1:39.91
3	7		Peter BOVE	ADR 750F	1:40.06
4	4		Chris GOUGH	CSR2 EVS	1:40.64
5	1		Dave ROBSON	SDAR83	1:40.71
6	97		Nathaniel COOPER	Davis TT	1:41.82
7	70	B	Guy SHEPPARD	ADR 3 OS	1:42.20
8	71		Max SHEPPARD	Sheppard MS750V1	1:42.74
9	11	B	Paul MORRIS	Darv 92J	1:45.53
10	13		Rod HILL	Mystic T421	1:45.65
11	27		Sue HARRIS	Darv 597	1:46.14
12	88	B	Edward DOVE	BCR2	1:48.38
13	23	B	Paul COLLINS	Darv MMS	1:51.38
14	17		Andrew LAKE	Darv 91D	1:52.51
15	22	B	Andrew BOOTH	Centaur	1:52.68

Chief of Course: *[Signature]*
 Time Issued: *10:30*

10 Jul 10 10:21

Chief Timekeeper:

THESE RESULTS REMAIN PROVISIONAL FOR A MINIMUM OF 30 MINUTES FROM THE TIME OF ISSUE

RACE GRID

Premier Choice Group 750 Formula Championship Race 11

ROW 8				
ROW 7	17	01:52.570 Andrew LAKE	22	01:52.680 Andrew BOOTH
ROW 6	88	01:49.380 Edward DOVE	27	01:48.740 Sue HARRIS
ROW 5	13	01:45.650 Rod HILL	11	01:45.530 Paul MORRIS
ROW 4	71	01:42.740 Max SHEPPARD	70	01:42.200 Guy SHEPPARD
ROW 3	97	01:41.820 Nathaniel COOPER	1	01:40.710 Dave ROBSON
ROW 2	4	01:40.640 Chris GOUGH	7	01:40.360 Peter BOVE
ROW 1	55	01:39.910 Roger ROWE	2	01:38.220 Mick HARRIS

POLE



2nd Best Qualifying Times

Demon Tweaks / Yokohama Stock Hatch
Championship

Pos	No	Cl	Name	Car	Time
1	51		MIK DIGBY	Citroen Saxo VTR	1:47.50
2	86		Jesh COOK	Citroen Saxo VTR	1:47.51
3	4		Terry ROUGHTON	Citroen Saxo VTR	1:47.52
4	1		Jeff HUMPHRIES	Peugeot 106 Rallye	1:47.52
5	32		Patrick FLETCHER	Citroen Saxo VTR	1:47.69
6	20		Andrew FOLEY	Citroen Saxo VTR	1:47.92
7	91		Jon MAYBIN	Citroen C2	1:48.12
8	21		Wayne HARRIS	Citroen Saxo VTR	1:48.18
9	6		Martin WARD	Citroen Saxo VTR	1:48.23
10	96		Joe FERGUSON	Citroen Saxo VTR	1:48.25
11	22		Jason PELOSI	Citroen Saxo VTR	1:48.25
12	8		Shaun HAGEN	Citroen Saxo VTR	1:48.33
13	71		James MARSHALL	Citroen Saxo VTR	1:48.39
14	54		Maurice HAYDEN	Citroen Saxo VTR	1:48.45
15	10		Jake FARNDON	Citroen Saxo VTR	1:48.51
16	55		Rory COOPER	Citroen Saxo VTR	1:48.61
17	69		Joel SHIPTON	Citroen Saxo VTR	1:48.87
18	01		Trevor BUCKLEY	Citroen Saxo VTR	1:48.98
19	42		Lee SCOTT	Ford Fiesta XR2i	1:49.24
20	9		Carl SWAN	Citroen Saxo VTR	1:49.26
21	48		Carl KILBEY	Citroen Saxo VTR	1:49.37
22	47		Will SARGENT	Peugeot 106 XSI	1:49.83
23	43		Terry BOTTING	Citroen Saxo VTR	1:50.07
24	16		Robert FOREMAN	Citroen Saxo VTR	1:50.12
25	14		Tom MOLYNEUX	Peugeot 106 Rallye	1:50.77
26	50		John GUDGEON	Peugeot 106 XSI	1:50.87
27	10*		Robbie BOON	Citroen Saxo VTR	1:51.00
28	28		Dain SUMMERS	Peugeot 106 Rallye	1:51.24
29	53		Andrew TSANG	Peugeot 106 XSI	1:51.49
30	46		Liam SARGENT	Peugeot 106 XSI	1:51.74
31	82		Stuart WINDOW	Citroen Saxo VTR	1:51.80
32	17		Amy BARKER	Citroen Saxo VTR	1:51.98
33	72		Jonathan WOOLLEY	Citroen Saxo VTR	1:52.10
34	84		Adam STOKES	Peugeot 106	1:52.57
35	93		Damian COTTRELL	Peugeot 106	1:53.27
36	73		Russell HOLMAN	Ford Fiesta XR2	1:53.54
37	23		Kirk DEWELL	Citroen Saxo VTR	1:53.60
38	79		Andrew LIGHTFOOT	Ford Fiesta XR2	1:54.58
39	59		Daniel GIBSON	Ford Fiesta XR2	1:54.65
40	58		Paul JARVIS	Citroen Saxo VTR	1:55.02
41	49		Bill PARRERA	Citroen AX GTI	1:55.29
42	30		Neil TROTTER	MG Rover ZR	1:56.47
43	31		Alan DULY	Ford Fiesta XR2	1:58.16
44	52		Steve NOBLE	Ford Sport KA	1:58.24

10 JUL 10 11:03

Chief of Course: Time Issued: Chief Timekeeper:

THESE RESULTS REMAIN PROVISIONAL FOR A MINIMUM OF 30 MINUTES FROM THE TIME OF ISSUE



2nd Best Qualifying Times

Demon Tweaks / Yokohama Stock Hatch
Championship

Pos	No	Cl	Name	Car	Time
45	35	B	Mark WEBSTER	Ford Fiesta XR2	1:59.21
46	94		Alan HASSELL	Citroen Saxo VTR	1:59.35
47	67	B	Matthew STUBINGTON	Peugeot 205 GTI	1:59.91
48	78		Mark SHEARS	Citroen Saxo VTR	2:00.28
49	38	B	Sarah NIBLETT	Peugeot 205 GTI	2:01.31
50	45	B	James LAWTON	Ford Fiesta XR2	2:09.90
51	82		Daniel SPENCER	Citroen Saxo VTR	2:10.35
52	90	B	Marilyn FOWDREY	Ford Fiesta XR2	2:15.63
53	32		Geoff BLUFF	Citroen Saxo VTR	2:18.32
54	33	B	Andy PHILPOTTS	Ford Fiesta XR2i	5:41.97

NOTE:
All DRIVERS ARE TO
SIGN ON AGAIN ON
SUNDAY MORNING IF
THEY ARE RACING.

10 JUL 10 11:03

Clerk of Course: Time Issued: Chief Timekeeper:

THESE RESULTS REMAIN PROVISIONAL FOR A MINIMUM OF 30 MINUTES FROM THE TIME OF ISSUE



Combined Qualifying Times
Demon Tweaks / Yokohama Stock Hatch
Championship

Pos	No	Cl	Name	Car	Session	Laps	Best on Lap	Mph
1	4		Terry ROUGHTON	Citroen Saxo VTR	B	8	1:47.06	73.54
2	51		Mark DIGBY	Citroen Saxo VTR	B	7	1:47.08	73.53
3	56		Josh COOK	Citroen Saxo VTR	A	8	1:47.24	73.42
4	1		Jeff HUGHES	Peugeot 205 Rallye	B	8	1:47.45	73.27
5	92		Patrick FLETCHER	Citroen Saxo VTR	B	8	1:47.54	73.21
6	54		Maurice HAYDEN	Citroen Saxo VTR	A	8	1:47.71	73.10
7	20		Andrew FOLEY	Citroen Saxo VTR	B	6	1:47.71	73.10
8	6		Mark WARD	Citroen Saxo VTR	B	8	1:47.77	73.06
9	96		Joe FERGUSON	Citroen Saxo VTR	A	6	1:47.81	73.03
10	8		Shawn HAGEN	Citroen Saxo VTR	A	8	1:47.91	72.96
11	21		Wayne HARRIS	Citroen Saxo VTR	B	8	1:47.93	72.95
12	71		James MARSHALL	Citroen Saxo VTR	A	8	1:47.98	72.91
13	91		Jon MAYBIR	Citroen C2	B	8	1:48.11	72.83
14	22		Jason PELOSI	Citroen Saxo VTR	A	8	1:48.12	72.82
15	10		Joe FARNDON	Citroen Saxo VTR	B	8	1:48.39	72.64
16	69		Joel SHIPTON	Citroen Saxo VTR	A	8	1:48.52	72.55
17	48		Carl KILBEY	Citroen Saxo VTR	A	7	1:48.55	72.53
18	55		Rory COOPER	Citroen Saxo VTR	A	8	1:48.60	72.50
19	61		Trevor BUCKLEY	Citroen Saxo VTR	B	8	1:48.86	72.32
20	9		Carl SWAN	Citroen Saxo VTR	A	7	1:48.84	72.20
21	42	B	Lee SCOTT	Ford Fiesta XR3i	A	8	1:48.18	72.11
22	18		Rebott FOREMAN	Citroen Saxo VTR	B	8	1:48.43	71.98
23	43		Terry BOTTING	Citroen Saxo VTR	B	7	1:48.88	71.85
24	47		Will SARGENT	Peugeot 106 XSI	B	8	1:48.81	71.70
25	50		John GUDGEON	Peugeot 106 XSI	A	7	1:50.66	71.15
26	101		Robbie BOON	Citroen Saxo VTR	B	7	1:50.68	71.13
27	14		Tom MOLYNEUX	Peugeot 106 Rallye	B	8	1:50.76	71.09
28	53		Andrew TSANG	Peugeot 106 XSI	A	7	1:51.03	70.91
29	28		Dan SUMMERS	Peugeot 106 Rallye	A	7	1:51.11	70.86
30	79	B	Andrew LIGHTFOOT	Ford Fiesta XR2	B	5	1:51.40	70.69
31	32		Stuart WINDOW	Citroen Saxo VTR	B	7	1:51.65	70.59
32	46		Liam SARGENT	Peugeot 106 XSI	A	7	1:51.71	70.48
33	72		Jonathan WOOLLEY	Citroen Saxo VTR	A	7	1:51.79	70.43
34	17		Amy BARKER	Citroen Saxo VTR	B	7	1:52.20	70.42
35	84		Adam STOKES	Peugeot 106 XSI	B	7	1:51.86	70.33
36	83		Damian COTTRELL	Peugeot 106	B	5	1:52.04	70.27
37	73	B	Russell HOLMAN	Ford Fiesta XR2	B	7	1:52.83	69.78
38	23		Kirk DEWELL	Citroen Saxo VTR	B	7	1:53.62	69.36
39	58		Paul JARVIS	Citroen Saxo VTR	A	7	1:53.96	69.09
40	59	B	Daniel GIBSON	Ford Fiesta XR2	A	6	1:54.54	68.74
41	49	B	BIB PARRERA	Citroen AX GTI	B	7	1:55.27	68.30
42	50		Neil TROTTER	MG Rover ZR	A	7	1:56.22	67.74
43	31	B	Alan DAILY	Ford Fiesta XR2	A	7	1:56.38	67.30
44	84		Alan MASSELL	Citroen Saxo VTR	B	4	1:57.07	67.25
45	52		Steve NOBLE	Ford Sport KA	A	6	1:57.62	66.94

Cadwell Park Fill 10 Jul 10 11:04

Clerk of Course:  Time Issued: Chief Timekeeper:

THESE RESULTS REMAIN PROVISIONAL FOR A MINIMUM OF 20 MINUTES FROM THE TIME OF ISSUE AND UNTIL ALL JUDICIAL AND TECHNICAL MATTERS HAVE BEEN SETTLED

Results produced on HS Sports Timing and Results Systems. Results online at www.750MC.co.uk



Combined Qualifying Times
Demon Tweaks / Yokohama Stock Hatch
Championship

Pos	No	Cl	Name	Car	Session	Laps	Best on Lap	Mph
46	35	B	Mark WEBSTER	Ford Fiesta XR2	A	7	1:58.20	66.61
47	57	B	Matthew STUBINGTON	Peugeot 205 GTI	A	7	1:58.60	66.38
48	38	B	Sarah MIBLETT	Peugeot 205 GTI	A	7	1:59.35	65.97
49	78	B	Mick SHEARS	Citroen Saxo VTR	B	7	1:58.99	65.83
50	33	B	Andy PHILPOTTS	Ford Fiesta XR2i	A	2	2:04.62	63.18
51	62		Daniel SPENCER	Citroen Saxo VTR	A	4	2:07.32	61.84
52	45	B	James LAWTON	Ford Fiesta XR2	B	6	2:08.20	61.41
53	80	B	Marilyn FOWDREY	Ford Fiesta XR2	A	3	2:14.49	59.54
54	60		Tom SIMPSON	Citroen Saxo VTR	A	1	2:15.07	59.29
55	32		Gavin BLUFF	Citroen Saxo VTR	B	3	2:16.00	57.64
56	56		Nick CARTER	Vauxhall Corsa Sport	A	0	DNS	0
57	7		Andrew TIBBS	Citroen Saxo VTR	A	0	DNS	0
58	74		Jack ADLARD	Peugeot 106 XSI	B	0	DNS	0

Cadwell Park Fill

Clerk of Course: Time Issued: Chief Timekeeper:

THESE RESULTS REMAIN PROVISIONAL FOR A MINIMUM OF 20 MINUTES FROM THE TIME OF ISSUE AND UNTIL ALL JUDICIAL AND TECHNICAL MATTERS HAVE BEEN SETTLED

Results produced on HS Sports Timing and Results Systems. Results online at www.750MC.co.uk



Provisional Qualifying Times - P7
 AB Performance RGB Championship

PJ No	CI	Name	Car	Laps	Time on Lap	Behind	MPH
1	13	A Paul ROGERS	Centaur Dats RGB08	8	1:34.62	4	83.21
2	4	A John CUTMORE	Spice GTR	9	1:34.87	6	83.90
3	85	B Duncan MARSHALL	STM Phoenix	6	1:35.50	5	81.99
4	21	B Matthew GREEN	Spice GTR	8	1:36.74	7	81.39
5	5	B Derek JONES	Fisher Fury	7	1:36.91	3	81.24
6	50	B Tim HOVED	Fisher Fury	8	1:37.42	8	80.82
7	28	A Gary GOODYEAR	Raw Fulcrum	8	1:37.71	6	80.59
8	28	B Richard WISE	AB Performance Sabre	8	1:37.86	7	80.45
9	3	C Alastair EDULLTON	Sheart Taylor Phoenix	8	1:37.88	8	80.45
10	7	A Doug CARTER	Genesis Evo	6	1:39.52	5	79.91
11	26	B Andrew GRANT	Fisher Fury 04	4	1:38.82	4	79.87
12	63	C Colin CHAPMAN	Fisher Fury	8	1:39.05	8	79.49
13	49	B Tony GAULT	Wolfs ZXR	8	1:40.24	6	78.54
14	41	B Neil CONSTABLE-BERRY	BDM S32010	8	1:40.58	7	78.28
15	22	C Ben BUTLER	Westfield SE	8	1:41.03	8	77.93
16	25	C KARE ROYCE	Fisher Fury	4	1:41.45	8	77.58
17	77	C Phil ALDICK	Pulsar Blade	8	1:41.49	7	77.53
18	30	C Neil PALMER	Raw Striker	8	1:41.69	2	77.42
19	15	C Austin GREENWAY	Fisher Fury Fireblade	6	1:41.89	5	77.42
20	33	A Bob MORTIMER	Fisher Fury	8	1:41.73	4	77.38
21	23	A Geoffrey WALSON	Spice GTR	8	1:41.84	5	77.31
22	16	A James WALKER	Westfield Magabute	2	1:42.35	4	76.92
23	19	C Robert GRANT	Fisher Fury	3	1:45.16	2	74.87
24	44	B Juel DERIBLEY	Fisher Fury	8	1:47.31	6	73.37

Not-Seen

- 42 B Paul RICKERS
- 69 B Adrian MOORE

- Phoenix
- Genesis Evo

RACE GRID

AB Performance RGB Championship
 Race 6

ROW 12	44	01:47.310 Juel DERIBLEY	18	01:45.18C Robert GRANT
ROW 11	16	01:42.550 James WALKER	23	01:41.94C Geoffrey WALSON
ROW 10	33	01:41.730 Bob MORTIMER	15	01:41.690 Austin GREENWAY
ROW 9	30	01:41.690 Neil PALMER	77	01:41.49C Phil ALDICK
ROW 8	25	01:41.45C Kare ROYCE	22	01:41.030 Ben BUTLER
ROW 7	41	01:40.580 Neil CONSTABLE-BERRY	49	01:40.24C Tony GAULT
ROW 6	63	01:39.05C Colin CHAPMAN	26	01:38.820 Andrew GRANT
ROW 5	7	01:38.820 Doug CARTER	3	01:37.94C Alastair BOLLIVSON
ROW 4	88	01:37.68C Richard WISE	28	01:37.710 Gary GOODYEAR
ROW 3	50	01:37.420 Tim HOVED	5	01:36.91C Derek JONES
ROW 2	21	01:36.74C Matthew GREEN	65	01:36.500 Duncan MARSHALL
ROW 1	2	01:34.970 John CUTMORE	12	01:34.820 Paul ROGERS

POLE

Weather: Track: Brighton
 Start Time: 11:20
 Clerk: [Signature] 11.55
 Time Issued: Chief Timekeeper: Terry Stevens
 10 Jul 10 11:28
 Cadwell Park Fuel

THESE RESULTS ARE NEARLY PROVISIONAL FOR A PERIOD OF 30 MINUTES FROM THE TIME OF RACE AND UNTIL ALL CORRECTIONS AND TECHNICAL MATTERS HAVE BEEN SETTLED
 Results produced on HS Sports Timing and Results Systems. Results online at www.750MG.co.uk



Provisional Qualifying Times - P7
AB Performance RGB Championship

Pl	No	Cl	Name	Car	Laps	Time on Lap	Behind	MPH
1	52	A	Paul ROGERS	Contour Cars RGB88	8	1:34.62	4	83.21
2	2	A	John CUTMORE	Spide GTR	9	1:34.97	8	82.80
3	65	B	Duncan MARSHALL	STM Phoenix	8	1:35.20	5	81.59
4	21	B	Matthew GREEN	Spire GTR	8	1:36.74	7	81.38
5	5	B	Deek JONES	Fisher Fury	7	1:36.91	3	81.24
6	50	B	Tim HOVERD	Fisher Fury	8	1:37.42	6	80.82
7	28	A	Gary GODDYEAR	Raw Fulcrum	8	1:37.71	6	80.58
8	59	B	Richard WISE	AS Performance Sabre	8	1:37.85	7	80.45
9	1	C	Alastair BOULTON	Stuart Taylor Phoenix	8	1:37.84	8	80.38
10	7	A	Doug CARTER	Genetics Evo	6	1:38.57	5	79.91
11	26	B	Andrew GRANT	Fisher Fury D4	8	1:39.82	4	79.67
12	63	C	Collin CHAPMAN	Fisher Fury	8	1:39.05	8	79.49
13	48	B	Tony GAUNT	Wolfe ZXR	8	1:40.24	6	79.54
14	41	B	Nail CONSTABLE-BERRY	BON S32010	8	1:40.58	7	79.28
15	22	C	Ben BUTLER	Westfield SE	2	1:41.03	5	79.93
16	25	C	Mark ROWE	Fisher Fury	4	1:41.48	3	80.86
17	77	C	Phil ALCOCK	Pulsar Blade	8	1:41.49	7	80.87
18	30	C	Nail PALMER	Raw Sabtur	8	1:41.69	2	77.42
19	15	C	Austen GREENWAY	Fisher Fury Fibreblade	8	1:41.69	5	77.42
20	23	A	Bob MORTIMER	Fisher Fury	8	1:41.73	4	77.59
21	23	A	Geoffrey WATSON	Spire GTR	8	1:41.84	5	77.21
22	16	A	James WALKER	Westfield Magabata	8	1:42.95	4	77.33
23	18	C	Robert GRANT	Fisher Fury	3	1:46.16	2	76.82
24	44	B	Judd DERIBLEY	Fisher Fury	9	1:47.31	6	75.37

Not Seen

- 42 B Paul RICKERS
- 68 B Adrian MOORE

Weather/TTrack: Brighton
Start Time: 11:30
Chief Timekeeper: Terry Stovans
Time Issued: 10 Jul 10 11:38
Circuit: Castrol Park Full

THESE RESULTS REMAIN PROVISIONAL FOR A PERIOD OF 30 MINUTES FROM THE TIME OF ISSUE AND UNTIL ALL JUDICIAL AND TECHNICAL MATTERS HAVE BEEN RESOLVED

Results produced on HS Sports Timing and Results Systems. Results online at www.750MC.co.uk

RACE GRID

AB Performance RGB Championship
Race 6

ROW	No	Name	Time	No	Name	Time
ROW 12	44	Judd DERIBLEY	01:47.510	18	Robert GRANT	01:45.16C
ROW 11	16	James WALKER	01:42.58C	23	Geoffrey WATSON	01:41.84D
ROW 10	33	Bob MORTIMER	01:41.73C	15	Austen GREENWAY	01:41.69D
ROW 9	30	Nail PALMER	01:41.69C	77	Phil ALCOCK	01:41.49D
ROW 8	25	Mark ROWE	01:41.48D	22	Ben BUTLER	01:41.03D
ROW 7	41	Nail CONSTABLE-BERRY	01:40.58D	49	Tony GAUNT	01:40.24D
ROW 6	63	Collin CHAPMAN	01:39.82C	26	Andrew GRANT	01:39.82C
ROW 5	7	Doug CARTER	01:38.43C	3	Alastair BOULTON	01:37.84C
ROW 4	88	Richard WISE	01:37.85C	28	Gary GODDYEAR	01:37.71D
ROW 3	50	Tim HOVERD	01:37.42C	5	Deek JONES	01:36.91D
ROW 2	21	Matthew GREEN	01:36.74C	65	Duncan MARSHALL	01:36.57C
ROW 1	2	John CUTMORE	01:34.62C	12	Paul ROGERS	01:34.62D

POLE

Printed: 11:37, 10 July 2010

HS Sports Timing and Results Systems

Castrol Park Full



Provisional Qualifying Times - P8
750MC Formula Vee Championship

Pl	No	Cl	Name	Car	Laps	Time on Lap	Behind	MPH
1	3		Martin FARMER	GAC	9	1:37.38	2	80.85
2	6		Dave HOOKIN	AHS Dominator	8	1:37.76	4	80.54
3	21		David TOWNROW	Leastone	3	1:38.23	4	80.11
4	10		Peter BELSEY	Spyder MK2	8	1:38.38	4	80.03
5	5		Declan McDONNELL	GAC 03	8	1:39.02	6	79.51
6	33		Ben ANDERSON	GAC 1	8	1:39.48	7	79.14
7	8		Paul TAYLOR	GAC	8	1:39.85	4	79.01
8	52		Dan BRIGHAM	AHS	7	1:40.06	3	78.68
9	13		Steve DUGH	AHS Challenger	8	1:40.51	3	78.33
10	23	B	Ian JORDAN	Sheane	8	1:41.58	8	77.51
11	18		Tim PROBERT	Storm SF1	8	1:41.68	5	77.43
12	14		Stephen GLASSWELL	Storm	8	1:42.59	7	76.74
13	39		Richard POTTERTON	Storm 2008	8	1:42.61	4	76.73
14	46		Tim HILL	AHS Challenger	8	1:42.71	7	76.65
15	31		Graham GANT	WEV	7	1:43.19	6	76.30
16	36		Mike HATTON	AHS Challenger	6	1:44.53	3	75.32
17	26		Peter ANDREWS	Sheane MK2	7	1:50.70	7	71.12
18	88	B	Chris WILSHER	Sheane W4	7	1:55.90	6	67.93
19	29	B	Sam ENGINEER	Sheane MK2	7	1:56.99	5	67.53

Not Seen

30 Ashley SUTTON
37 Glyn DAVIES
53 Jenny ANDERSON

No. 53 - seen but 0 laps completed

Weather / Track: Bristol/Dry
Start Time: 11:32
Chief of Course: *[Signature]*
Time Issued: *[Signature]* 12:20
Cadwell Park Full
Chief Timekeeper: Terry Stevens
10 Jul 10 11:51

THESE RESULTS REMAIN PROVISIONAL FOR A MINIMUM OF 30 MINUTES FROM THE TIME OF ISSUE AND UNTIL ALL APPEALS AND TECHNICAL MATTERS HAVE BEEN SETTLED.

Results produced on HS Sports Timing and Results Systems. Results online at www.750MC.co.uk

RACE GRID

750MC Formula Vee Championship

Race 7

53	Benry ANDERSCK	Subj:00:10:	29	Sam ENGINEER	01:56:590
88	Chris WILSHER	01:55:000	26	Peter ANDREWS	01:50:720
36	Mike HATTON	01:44:530	31	Graham GANT	01:43:180
46	Tim HILL	01:42:710	39	Richard POTTERTON	01:42:810
14	Stephen GLASSWELL	01:42:590	18	Tim PROBERT	01:41:580
23	Ian JORDAN	01:41:580	13	Steve DUGH	01:41:510
52	Dan BRIGHAM	01:40:060	8	Paul TAYLOR	01:39:850
33	Ben ANDERSON	01:39:480	5	Declan McDONNELL	01:39:020
10	Peter BELSEY	01:38:580	21	David TOWNROW	01:38:280
6	Dave HOOKIN	01:37:760	3	Martin FARMER	01:37:380

POLE



2nd Best Qualifying Times
750MC Formula Vee Championship

Pos	No	Cl	Name	Car	Time
1	3		Martin FARMER	GAC	1:37.64
2	6		Dave HOOKIN	AHS Dominator	1:37.88
3	10		Peter BELSEY	Spyder MK2	1:38.59
4	21		David TOWNROW	Leystone	1:38.70
5	5		Declan McDONNELL	GAC 03	1:39.42
6	33		Ben ANDERSON	GAC 1	1:39.62
7	8		Paul TAYLOR	GAC	1:39.78
8	13		Steve OUGH	AHS Challenger	1:40.90
9	52		Dan BRIGHAM	AHS	1:40.93
10	23	B	Ian JORDAN	Sheane	1:41.89
11	18		Tim PROBERT	Storm SF1	1:42.21
12	14		Stephen GLASSWELL	Storm	1:43.20
13	39		Richard POTTERTON	Storm 2008	1:43.58
14	46		Tim HELL	AHS Challenger	1:43.73
15	31		Graham GANT	WEV	1:44.58
16	36		Mike HATTON	AHS Challenger	1:44.96
17	26		Peter ANDREWS	Sheane MK2	1:52.23
18	29	B	Sam ENGINEER	Sheane MK2	1:56.95
19	88	B	Chris WILSHER	Sheane W4	1:57.21

10 Jul 10 11:53

Chief of Course:  Time Issued: Chief Timekeeper:

THESE RESULTS REMAIN PROVISIONAL FOR A MINIMUM OF 30 MINUTES FROM THE TIME OF ISSUE

RACE GRID

750MC Formula Vee Championship
Race 15

53	Jenny ANDERSON	Subject to	88	Chris WILSHER	01:57.210
29	Sam ENGINEER	01:59.650	26	Peter ANDREWS	01:52.230
36	Mike HATTON	01:44.860	31	Graham GANT	01:44.580
46	Tim HELL	01:43.730	39	Richard POTTERTON	01:43.580
14	Stephen GLASSWELL	01:43.200	18	Tim PROBERT	01:42.210
23	Ian JORDAN	01:41.890	52	Dan BRIGHAM	01:40.930
13	Steve OUGH	01:40.900	8	Paul TAYLOR	01:39.780
33	Ben ANDERSON	01:39.620	5	Declan McDONNELL	01:39.420
21	David TOWNROW	01:38.700	10	Peter BELSEY	01:38.590
6	Dave HOOKIN	01:37.660	3	Martin FARMER	01:37.640

POLE



Provisional Qualifying Times - P9

750MC MR2 Championship

PI	No	CI	Name	Car	Laps	Time on Lap	Behind	MPH
1	28	B	Zac CHAPMAN	Toyota MR2 MK2	8	1:46.91	6	74.27
2	55	B	Andrei EGATOV	Toyota MR2 MK2	8	1:46.93	5	74.04
3	58	B	Steve LUNLEY	Toyota MR2 MK2	8	1:46.93	5	74.04
4	23	B	James CROSS	Toyota MR2 MK2	6	1:47.10	6	73.51
5	33	B	George ROBINSON	Toyota MR2 MK2	6	1:47.17	6	73.46
6	24	B	Paul HUTTON	Toyota MR2 MK2	8	1:48.26	4	72.72
7	66	B	Alexander LENNON	Toyota MR2 MK2	8	1:48.45	6	72.60
8	29	B	Paul HINSON	Toyota MR2 MK2	8	1:48.55	8	72.34
9	25	B	Clive MORPHETT	Toyota MR2 MK2	7	1:48.83	4	72.34
10	37	B	Michael WELLS	Toyota MR2 MK2	8	1:48.85	5	72.33
11	98	B	Lee GAMBELL	Toyota MR2 MK2	8	1:48.85	4	72.33
12	50	B	Guy HEFFORD	Toyota MR2 MK2	7	1:48.90	5	72.30
13	84	B	Matthew MARSH	Toyota MR2 MK2	7	1:49.05	7	72.20
14	77	B	John WILSON	Toyota MR2 MK2	7	1:49.49	6	71.91
15	82	B	Ben ROWE	Toyota MR2 MK1	7	1:49.83	5	71.69
16	26	B	Paul GRIMMETT	Toyota MR2 MK2	7	1:50.42	7	71.26
17	34	B	Jeff HOLDEN	Toyota MR2 MK2	7	1:51.33	7	70.72
18	84	B	Barry WILLSHER	Toyota MR2 MK2	7	1:52.04	5	70.27
19	67	B	Lee McKEE	Toyota MR2 MK2	7	1:52.04	7	70.27
20	51	B	Peter LEWIS	Toyota MR2 MK2	7	1:52.12	4	70.28
21	45	B	Robert WELLS	Toyota MR2 MK2	7	1:52.57	7	69.94
22	44	B	Luke AUSTON	Toyota MR2 MK2	4	1:52.68	4	69.87
23	43	B	John THORNER	Toyota MR2 MK2	7	1:53.84	5	7.93
24	88	C	Stuart NICHOLLS	Toyota MR2 Roadster	7	1:54.52	7	8.51
25	57	C	Toni GLADDING	Toyota MR2 MK2	7	1:54.61	7	8.60
26	14	B	David ROWE	Toyota MR2 MK1	7	1:57.60	5	11.49
27	32	B	George HUGHAM	Toyota MR2 MK2	7	1:58.67	5	12.86
28	89	C	Michael NICHOLLS	Toyota MR2 Roadster	6	2:03.46	6	57.45

Weather: Trace Bright, Dry

Start Time: 09:01

Client: 51 Courses

Time Issued: 9.35

Chief Timekeeper: Terry Spence

11 Jul 10 09:16

Cadwell Park Full

THESE RESULTS BECOME PROVISIONAL FOR A MINIMUM OF 15 MINUTES FROM THE TIME OF ISSUE AND UNTIL ALL JUDICIAL AND TECHNICAL MATTERS HAVE BEEN SETTLED

Results produced on MS Sports Timing and Results Systems. Results online at www.750MC.co.uk

RACE GRID

750MC MR2 Championship

Race 13



ROW	No	CI	Name	Car	Time	MPH
ROW 14	89	02:03:460	Michael NICHOLLS	32 George HUGHAM	01:58.670	74.04
ROW 13	14	01:47:500	David ROWE	57 Toni GLADDING	01:43.870	74.04
ROW 12	88	01:54:420	Stuart NICHOLLS	43 John THORNER	01:53.840	72.46
ROW 11	44	01:52:880	John AUSTON	45 Robert WELLS	01:52.570	72.34
ROW 10	51	01:52:120	Peter LEWIS	67 Lee McKEE	01:52.040	72.30
ROW 9	84	01:52:040	Barry WILLSHER	34 Jeff HOLDEN	01:51.330	71.26
ROW 8	26	01:50:480	Paul GRIMMETT	21 Sean ROWE	01:49.830	70.27
ROW 7	77	01:49:490	John WILSON	64 Matthew MARSH	01:49.050	69.87
ROW 6	50	01:48:300	Guy HEFFORD	99 Lee GAMBELL	01:48.850	69.10
ROW 5	37	01:48:850	Michael WELLS	25 Clive MORPHETT	01:48.850	69.10
ROW 4	29	01:48:850	Paul HINSON	68 Alexander LENNON	01:48.850	69.10
ROW 3	24	01:48:260	Paul HUTTON	33 George ROBINSON	01:47.170	68.70
ROW 2	23	01:47:100	James CROSS	58 Steve LUNLEY	01:48.330	67.81
ROW 1	55	01:46:380	Andrei EGATOV	28 Zac CHAPMAN	01:46.910	66.36

POLE



2nd Best Qualifying Times
750MC MR2 Championship

Pos	No	Cl	Name	Car	Time
1	29	B	Zac CHAPMAN	Toyota MR2 Mk2	1:46.29
2	88	B	Steve LUMLEY	Toyota MR2 Mk2	1:46.36
3	55	B	Arndal BGAATOV	Toyota MR2 Mk2	1:46.62
4	23	B	James CROSS	Toyota MR2 Mk2	1:47.14
5	35	B	George ROBINSON	Toyota MR2 Mk2	1:47.41
6	24	B	Paul HUTSON	Toyota MR2 Mk2	1:48.63
7	68	B	Alexander LENNON	Toyota MR2 Mk2	1:48.85
8	37	B	Michael WELLS	Toyota MR2 Mk2	1:48.99
9	50	B	Guy HEFFORD	Toyota MR2 Mk2	1:49.00
10	64	B	Matthew MARSH	Toyota MR2 Mk2	1:49.09
11	99	B	Leo GAMBLE	Toyota MR2 Mk2	1:49.17
12	25	B	Clive MORPHETT	Toyota MR2 Mk2	1:49.37
13	26	B	Paul HINSON	Toyota MR2 Mk2	1:49.60
14	21	B	Ben ROWE	Toyota MR2 Mk1	1:50.22
15	77	B	John WILSON	Toyota MR2 Mk2	1:50.28
16	26	B	Paul GRIMMETT	Toyota MR2 Mk2	1:51.18
17	34	B	Jeff HOLDEN	Toyota MR2 Mk2	1:52.13
18	84	B	Barry WILLSHER	Toyota MR2 Mk2	1:52.33
19	51	B	Peter LEWIS	Toyota MR2 Mk2	1:52.63
20	67	B	Leo McKEE	Toyota MR2 Mk2	1:52.83
21	45	B	Robert WELLS	Toyota MR2 Mk2	1:52.90
22	44	B	Luke JUSTIN	Toyota MR2 Mk2	1:53.87
23	43	B	John THORNER	Toyota MR2 Mk2	1:53.97
24	57	C	Toni GLADDING	Toyota MR2 Mk3	1:54.68
25	85	C	Stuart NICHOLS	Toyota MR2 Roadster	1:56.58
26	14	B	David ROWE	Toyota MR2 Mk1	1:58.19
27	33	B	George HOUGHAM	Toyota MR2 Mk2	1:58.85
28	89	C	Michael NICHOLS	Toyota MR2 Roadster	2:06.23

Club of Course:  Time Issued: 9.55 Chief Timekeeper:  11 Jul 10 09:18

THESE RESULTS REMAIN PROVISIONAL FOR A MINIMUM OF 30 MINUTES FROM THE TIME OF ISSUE

RACE GRID

750MC MR2 Championship
Race 21

ROW	No	Name	Time	No	Name	Time
ROW 14	89	02:08.230 Michael NICHOLS	32	01:58.680 George HOLSHAM	88	01:58.850 Silvan NICHOLS
ROW 13	14	01:58.190 David ROWE	43	01:52.970 John THORNER	45	01:52.800 Robert WELLS
ROW 12	57	01:54.960 Toni GLADDING	51	01:52.680 Peter LEWIS	34	01:52.130 Jeff HOLDEN
ROW 11	44	01:53.830 Luke JUSTIN	77	01:52.480 John WILSON	29	01:48.600 Paul HINSON
ROW 10	67	01:52.850 Leo McKEE	84	01:52.500 Barry WILLSHER	99	01:48.170 Leo GAMSELL
ROW 9	84	01:52.500 Barry WILLSHER	21	01:50.220 Ben ROWE	50	01:48.000 Guy HEFFORD
ROW 8	26	01:51.180 Paul GRIMMETT	25	01:49.370 Clive MORPHETT	64	01:48.090 Matthew MARSH
ROW 7	21	01:50.220 Ben ROWE	37	01:48.990 Michael WELLS	68	01:48.630 Alexander LENNON
ROW 6	25	01:49.370 Clive MORPHETT	24	01:48.630 Paul HUTSON	33	01:47.470 George ROBINSON
ROW 5	64	01:48.090 Matthew MARSH	23	01:47.140 James CROSS	55	01:46.830 Arndal BGAATOV
ROW 4	37	01:48.990 Michael WELLS	58	01:46.350 Steve LUMLEY	28	01:45.790 Zac CHAPMAN
ROW 3	24	01:48.630 Paul HUTSON	POLE			
ROW 2	23	01:47.140 James CROSS	POLE			
ROW 1	58	01:46.350 Steve LUMLEY	POLE			



Combined Qualifying Times


Demon Tweeks / Yokohama Locost Championship

Pos	No	Cl	Name	Car	Session	Laps	Best	on Lap	Mph
1	51		Matt CHERRINGTON	Locost	A	4	1:47.72	2	73.09
2	2		Scott MITTELL	Locost	B	8	1:48.16	5	72.79
3	28		David BLACK	Locost	A	8	1:48.73	5	72.41
4	17		Mark GLOVER	Locost	A	8	1:49.55	3	71.87
5	4		Tom COLLIER	Locost	B	8	1:49.55	3	71.87
6	27		Alex VON EHRHEIM	Locost	B	7	1:49.72	3	71.76
7	11	T	Lynfel OWEN	Locost	A	7	1:49.81	7	71.70
8	40		Paul BRYANT	Locost	A	7	1:49.82	6	71.69
9	22		James McALLISTER	Locost	A	8	1:49.93	8	71.62
10	39		Steve EVANS	Locost	B	8	1:50.28	5	71.39
11	70		Sian STAFFORD	Locost	B	8	1:50.49	7	71.26
12	5		Gary CORKHILL	Locost	A	7	1:50.51	6	71.24
13	43	T	Simon WOOD	Locost	B	7	1:50.59	6	71.19
14	16		Victoria PICKLES	Locost	A	8	1:50.63	6	71.17
15	3	T	Mathew GILMOUR	Locost	B	8	1:50.73	4	71.10
16	72		Stephen KIMBER	Locost	A	7	1:50.73	6	71.10
17	91		Max LEES	Locost	B	8	1:51.05	6	70.90
18	61	T	Stuart SELLARS	Locost	B	7	1:51.46	5	70.64
19	33		Glenn BOYER	Locost	B	8	1:51.48	5	70.62
20	60	T	Richard BRADLEY	Locost	A	7	1:51.52	6	70.60
21	88	T	Nicholas MORLEY	Locost	B	7	1:51.69	5	70.49
22	44		Campbell CASSIDY	Locost	A	7	1:51.75	4	70.45
23	73		Rob APSEY	Locost	A	7	1:52.11	6	70.23
24	24		Lee BANKHURST	Locost	A	7	1:52.16	5	70.20
25	8		James PINKERTON	Locost	B	7	1:52.31	6	70.10
26	77		Nick SELBY	Locost	A	7	1:52.72	5	69.85
27	56	T	Patrick DUDLEY	Locost	A	7	1:52.80	6	69.80
28	69		Nik AVEYARD	Locost	B	7	1:53.26	5	69.51
29	52		Richard LEE	Locost	A	7	1:53.47	6	69.39
30	14		Richard DIXON	Locost	B	7	1:53.62	3	69.29
31	74		Steven WELLS	Locost	A	5	1:53.81	5	69.18
32	54		David MORROW	Locost	B	5	1:53.88	5	69.14
33	68		Robert SINCLAIR	Locost	A	7	1:53.98	7	69.08
34	38		Samuel GILL	Locost	B	7	1:55.18	6	68.36
35	67		Ernie GUSHLOW	Locost	B	6	1:55.56	3	68.13
36	59		Carl PICKERING	Locost	B	7	1:57.24	7	67.15
37	31		Adam KNIGHT	Locost	B	4	1:58.51	3	66.43
38	32		Shaun BRAME	Locost	B	7	1:59.20	7	66.05
39	58	T	John BUNCE	Locost	B	7	1:59.62	7	65.82
40	37		Barry STUART	Locost	A	7	1:59.90	6	65.66
41	36		Trevor FAUNCH	Locost	A	7	2:01.05	7	65.04
42	21		David BERRY	Locost	B	1	2:06.89	1	62.05

No 21 - no transponder. No 38 - transponder intermittent please check location.

Cadwell Park Full

11 Jul 10 09:58

Clerk of Course : 	Time Issued : 10.02	Chief Timekeeper :
---	------------------------	--------------------

THESE RESULTS REMAIN PROVISIONAL FOR A MINIMUM OF 30 MINUTES FROM THE TIME OF ISSUE AND UNTIL ALL JUDICIAL AND TECHNICAL MATTERS HAVE BEEN SETTLED

Results produced on HS Sports Timing and Results Systems. Results online at www.750MC.co.uk



Provisional Qualifying Times - P12

750MC Formula 4 Championship

Pl	No	Cl	Name	Car	Laps	Time on Lap	Behind	MPH
1	7	A	Robbie WATTS	Van Diemen Raw 09	9	1:27.93	0	89.64
2	5	A	Bryn TOOTELL	Van Diemen RF06/09	6	1:28.49	4	88.97
3	6	A	Malcolm SCOTT	Van Diemen RF00	9	1:29.45	5	88.02
4	3	A	Chris HODGEN	Van Diemen RF09	8	1:30.65	5	86.85
5	79	A	Oliver SIRRELL	Van Diemen RF97	9	1:30.82	9	86.69
6	4	A	Andrew MINNETT	Van Diemen RF99	9	1:31.63	4	85.92
7	76	A	Jennifer SCOTT	Van Diemen RF99	8	1:33.33	4	84.36
8	31	A	Erwin SMIECH	Van Diemen RM06	9	1:34.04	6	83.72
9	83	C	Paul PRESGRAVES	Van Diemen RF96	8	1:37.13	8	81.06
10	25	C	James CHAPMAN	Van Diemen	8	1:37.59	4	80.68
11	33	A2	Paul YOUNG	Revelation	8	1:39.33	6	79.26
12	40	A2	David WOODSWORTH-DALE	Revelation 2009	8	1:43.51	7	76.08
13	08	A2	Michael FRYATT	Revelation 750	8	1:43.69	8	75.93
14	29	A	Mark COLLINSON	Van Diemen RF00	3	1:48.75	3	72.40

Not-Seen

1 A Jonathan WESTON-TAYLOR Mygale US 2000

Weather / Track: Bright / Dry

Start Time : 10:03

Cadwell Park Full

11 Jul 10 10:18

Clock of Course: 	Time Issued: 10.52	Chief Timekeeper : Terry Stevens
--	-----------------------	----------------------------------

THESE RESULTS REMAIN PROVISIONAL FOR A MINIMUM OF 30 MINUTES FROM THE TIME OF ISSUE AND UNTIL ALL JUDICIAL AND TECHNICAL MATTERS HAVE BEEN SETTLED

Results produced on HS Sports Timing and Results Systems. Results online at www.750MC.co.uk



Provisional Qualifying Times - P13
750MC Bike-Sports Championship

Pl	No	Cl	Name	Car	Laps	Time on Lap	Behind	MPH
1	75	T	Paul STEELE	Radical SR3	9	1:27.92	7	89.85
2	95	A2	Richard STABLES	Radical PR6 ProSport	9	1:27.86	9	89.61
3	25	A2	James BREAKELL	Radical PR6 ProSport	9	1:28.37	4	89.08
4	11	A2	Steve CAVE	JKS SRCT10	8	1:31.78	9	85.78
5	74	A2	James ABBOTT	Radical PR6 ProSport	8	1:32.76	8	84.88
6	57	A2	Oliver COX	Radical SR4	8	1:34.14	8	83.89
7	21	C2	Kevin GOATER	Kelliforms-Retoga	5	1:41.67	4	77.44
8	27	C2	Joe JACKSON	Global GT	7	1:46.72	7	73.77
9	78	B2	Paul BROWN	Radical ClubSport	8	1:49.31	8	72.03

RACE GRID

750MC Bike-Sports Championship
Race 19

ROW 5			
ROW 5			78 Paul BROWN 01:40.370
ROW 4	27 Joe JACKSON 01:46.720	21 Kevin GOATER 01:41.670	
ROW 5	57 Oliver COX 01:34.140	74 James ABBOTT 01:32.760	
ROW 2	11 Steve CAVE 01:31.780	25 James BREAKELL 01:28.370	
ROW 1	95 Richard STABLES 01:27.860	75 Paul STEELE 01:27.820	

POLE

Weather / Track: Bright / Dry

Start Time: 10:23

Clerk of Course: *[Signature]*

Time Issued: 10.54

Cadwell Park Full

11 Jul 10 10:38

Chief Timekeeper: Terry Stovans

THESE RESULTS REMAIN PROVISIONAL FOR A MINIMUM OF 30 MINUTES FROM THE TIME OF ISSUE AND UNTIL ALL APPLICABLE AND TECHNICAL MATTERS HAVE BEEN SETTLED.

Results produced on HS Sports Timing and Results Systems. Results online at www.750MC.CO.UK

Printed: 10:48, 11 July 2010

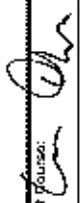
HS Sports Timing and Results Systems

Cadwell Park Full



2nd Best Qualifying Times 750MC Bike-Sports Championship

Pos	No	Cl	Name	Car	Time
1	85	A2	Richard Stables	Radical PRS ProSport	1:27.87
2	75	I	Paul Steele	Radical SR3	1:28.19
3	25	A3	James Breakell	Radical PRS ProSport	1:28.11
4	51	A3	Steve Dave	JKS SRC10	1:32.30
5	57	A2	Giver Cox	Radical SR4	1:34.74
6	74	A3	James Abbott	Radical PRS ProSport	1:35.24
7	21	C2	Kevin Goater	Kalifornis Rofaga	1:45.05
8	27	C2	Joe Jackson	Global GT	1:47.52
9	78	B2	Peter Brown	Radical Clubsport	1:50.45

Clerk of Course:  Time Issued: 10.56 Chief Timekeeper: 11 Jul 10 10:41

THESE RESULTS REMAIN PROVISIONAL, FOR A MINIMUM OF 30 MINUTES FROM THE TIME OF ISSUE

RACE GRID

750MC Bike-Sports Championship Race 24

ROW 6				
ROW 5			78	01:53.450 Peter Brown
ROW 4	27	01:47.525 Joe Jackson	21	0:43.650 Kevin Goater
ROW 3	74	01:35.240 James Abbott	57	0:32.740 Giver Cox
ROW 2	11	01:32.300 Steve Dave	25	0:29.10 James Breakell
ROW 1	75	01:28.180 Paul Steele	95	0:27.670 Richard Stables

POLE



2nd Best Qualifying Times AB Performance RGB Championship

Pos	No	Cl	Name	Car	Time
1	12	A	PAUL ROGERS	Contour Cars RGB09	1:35.01
2	2	A	JOHN COUTINHO	Spira GTR	1:35.01
3	65	B	DUNCAN MARSHALL	BTM Phoenix	1:36.82
4	21	B	MATTHEW GREEN	Spira GTR	1:36.98
5	50	B	YIM HOVERO	Fisher Fury	1:37.51
6	5	B	DWAYNE JONES	Fisher Fury	1:37.71
7	88	B	RICHARD WISE	AB Performance Sabro	1:37.98
8	3	C	AUSTIN CHAPMAN	Sluort Taglor Phoenix	1:38.12
9	28	A	GARY GOODYEAR	Raw Fulcrum	1:38.54
10	63	C	ANDREW GRANT	Fisher Fury	1:39.08
11	26	B	ANDREW GRANT	Fisher Fury B4	1:39.18
12	7	A	DAVE CARTER	Genesis Evo	1:40.00
13	49	B	TONY GAUNT	Wolfe ZX8	1:40.45
14	41	B	NAIL CONSTABLE-BERRY	BMW S320B10	1:40.74
15	22	C	BEN BUTLER	v40616MD SE	1:41.07
16	77	C	PHIL ALCOCK	Pulsar Blade	1:41.79
17	20	C	NAIL PALMER	Raw Striker	1:42.07
18	33	A	BOB MORTIMER	Fisher Fury	1:42.09
19	23	A	GEOFFRAY MASON	Spira GTR	1:42.19
20	16	C	AUSTIN GREENWAY	Fisher Fury Finblade	1:42.24
21	25	A	JAMES WALKER	Westfield Megabus	1:42.59
22	25	C	MATT ROWE	Fisher Fury	1:43.89
23	44	B	JUDI DERISLEY	Fisher Fury	1:47.75
24	18	C	ROBERT GRANT	Fisher Fury	1:50.83

10 Jul 10 11:31

Chief Timekeeper:

Timekeeper:

Signature: *[Handwritten Signature]*

THESE RESULTS REMAIN PROVISIONAL FOR A MINIMUM OF 30 MINUTES FROM THE TIME OF ISSUE

RACE GRID

AB Performance RGB Championship Race 16

ROW 12	01:50.890 Robert GRANT	44	01:47.750 Judi DERISLEY	16	01:42.880 James WALKER
ROW 11	01:40.890 Matt ROWE	25		30	01:42.510 Nail PALMER
ROW 10	01:42.240 AUSTIN GREENWAY	23	01:42.580 Geoffrey MASON	49	01:40.250 Tony GAUNT
ROW 9	01:42.090 Bob MORTIMER	33		28	01:38.540 Gary GOODYEAR
ROW 8	01:41.730 Phil ALCOCK	22	01:41.370 Ben BUTLER	12	01:35.010 Paul ROGERS
ROW 7	01:40.740 Nail CONSTABLE-BERRY	41		50	01:37.510 Yim HOVERO
ROW 6	01:40.200 Dave CARTER	26	01:39.180 Andrew GRANT	65	01:38.820 Duncan MARSHALL
ROW 5	01:39.080 Gavin CHAPMAN	63		88	01:37.980 Richard WISE
ROW 4	01:38.120 Alastair BOULTON	3		2	01:35.010 John COUTINHO
ROW 3	01:37.710 DWAYNE JONES	5		5	01:37.510 John COUTINHO
ROW 2	01:36.980 Matthew GREEN	21		65	01:38.820 Duncan MARSHALL
ROW 1		2		12	01:35.010 Paul ROGERS

POLE

RACE GRID

Demon Tweeks / Yokohama Locost Championship

Race 17 - Heat

ROW 14	21 02:06.890 David BERRY	36 02:01.050 Trevor FAUNCHI
ROW 13	37 01:59.900 Barry STUART	58 01:59.620 John BUNCE
ROW 12	32 01:59.200 Shaun BRAME	31 01:58.510 Adam KNIGHT
ROW 11	59 01:57.240 Carl PICKERING	67 01:55.560 Ernie GUSHLOW
ROW 10	38 01:55.180 Samuel GILL	68 01:53.980 Robert SINCLAIR
ROW 9	54 01:53.880 David MORROW	74 01:53.810 Steven WELLS
ROW 8	14 01:53.620 Richard DIXON	52 01:53.470 Richard LEE
ROW 7	69 01:53.260 Nik AVEYARD	56 01:52.800 Patrick DUDLEY
ROW 6	77 01:52.720 Nick SEIBY	8 01:52.310 James PINKERTON
ROW 5	24 01:52.160 Lee BANKHURST	73 01:52.110 Rob APSEY
ROW 4	44 01:51.750 Campbell CASSIDY	88 01:51.690 Nicholas MORLEY
ROW 3	60 01:51.520 Richard BRADLEY	33 01:51.480 Glenn BOYER
ROW 2	61 01:51.460 Stuart SEILARS	91 01:51.050 Max LEES
ROW 1	72 01:50.730 Stephen KIMBER	3 01:50.730 Mathew GILMOUR

POLE

RACE GRID

750MC Kit Car Championship + Allcomers

Race 1

ROW 16		72 02:13.450 Karen WOOLLEY	
ROW 15	88 01:52.210 Mark Y'SANG		83 01:49.670 Paul BLACKBURN
ROW 14	2 01:49.530 Scott MITTELL	74 01:49.460 Matt CHERRINGTON	
ROW 13		68 01:46.310 Adrian MOORE	44 01:45.100 Judi DERISLEY
ROW 12	16 01:44.670 James WALKER	18 01:44.260 Robert GRANT	
ROW 11		15 01:43.990 Austen GREENWAY	30 01:41.450 Neil PALMER
ROW 10	57 01:40.690 Andy WATERS	17 01:39.940 Doug CARTER	
ROW 9		7 01:32.350 Paul STEELE	95 01:31.050 Richard STABLES
ROW 8			
ROW 7			28 01:49.820 Paul ARBER
ROW 6	47 01:49.500 Bruce BROWN	82 01:45.690 Rob JOHNSTON	
ROW 5		25 01:45.250 Colin BENHAM	39 01:44.140 Chris SCOPES
ROW 4	6 01:43.100 Nigel BROWN	9 01:43.050 Anton LONDON	
ROW 3		62 01:42.930 Peter HILEY	38 01:42.400 David CALDECOURT
ROW 2	5 01:41.690 Ian KEMPSON	24 01:41.230 Guy HUSSEY	
ROW 1		75 01:40.410 Matthew LEWIS	53 01:36.950 Andy HILEY

POLE

30 second delay before second grid


RACE GRID

750MC 750 Trophy Series

Race 2

ROW 8		13 02:52.400 Gregar THURSTON	
ROW 7	6 02:31.690 John GASKING		17 02:31.550 Timothy HOLCROFT-SMITH
ROW 6	21 02:20.500 Alistair FRAYLING-CORK	32 02:18.310 David WHETTON	
ROW 5		36 02:18.000 Hakan SANDBERG	31 02:16.690 Christian PEDERSEN
ROW 4	4 02:06.420 Brian JOLLIFFE	38 02:04.110 Russell SPINKS	
ROW 3		2 02:03.030 Roger WINDLEY	73 02:00.860 Nic GRELE
ROW 2	1 01:59.960 Don RAWSON	9 01:59.490 Paul GOROLINI	
ROW 1		35 01:59.140 Michael O'MAHONY	3 01:57.250 David LARKINS

POLE




RACE GRID

750MC MR2 Super GT Series

Race 3

ROW 8		
ROW 7	45 01:56.650 Robert WELLS	51 01:54.650 Peter LEWIS
ROW 6	4 01:54.460 Luko AUSTIN	37 01:52.230 Michael WELLS
ROW 5	67 01:51.710 Lee McKEE	50 01:51.500 Guy HEFFORD
ROW 4	78 01:51.390 Rowland WOOLLEY	77 01:50.220 John WILSON
ROW 3	24 01:49.560 Paul HUTSON	68 01:49.160 Alexander LENNON
ROW 2	23 01:47.360 James CROSS	1 01:47.140 Patrick MORTELL
ROW 1	88 01:43.490 Alic KITSON	95 01:43.060 Anthony DAY
		POLE




RACE GRID

Premier Choice Group 750 Formula Championship

Race 4

ROW 8		22 01:52.580 Andrew BOOTH	
ROW 7	17 01:51.980 Andrew LAKE		23 01:49.800 Paul COLLINS
ROW 6	88 01:46.360 Edward DOVE	27 01:45.720 Sue HARRIS	
ROW 5		11 01:44.960 Paul MORRIS	13 01:44.780 Rod HILL
ROW 4	71 01:41.930 Max SHEPPARD	70 01:41.770 Guy SHEPPARD	
ROW 3		97 01:41.760 Nathaniel COOPER	4 01:40.430 Chris GOUGH
ROW 2	55 01:39.680 Roger ROWE	1 01:39.360 Dave ROBSON	
ROW 1		7 01:38.870 Peter BOVE	2 01:37.580 Mick HARRIS
POLE			



RACE GRID

Demon Tweeks / Yokohama Stock Hatch Championship

Race 5 - Heat

ROW 14	7 Andrew TIBBS	74 Jack ADLARD
ROW 13	32 02:16.600 Geoff BLUFF	60 02:15.070 Tom SIMPSON
ROW 12	90 02:14.490 Martyn FOWDREY	45 02:08.200 James LAWTON
ROW 11	67 01:58.600 Matthew STUBINGTON	62 02:07.320 Daniel SPENCER
ROW 10	33 02:04.620 Andy PHILPOTTS	78 01:59.590 Mark SHEARS
ROW 9	38 01:59.350 Sarah NIBLETT	35 01:58.200 Mark WEBSTER
ROW 8	52 01:57.620 Steve NOBLE	31 01:56.980 Alan DULY
ROW 7	30 01:56.220 Neil TROTTER	49 01:55.270 Biff PARIERA
ROW 6	59 01:54.540 Daniel GIBSON	58 01:53.960 Paul JARVIS
ROW 5	23 01:53.520 Kirk DEWELL	73 01:52.830 Russell HOLMAN
ROW 4	93 01:52.040 Damian COTTRELL	84 01:51.950 Adam STOKES
ROW 3	17 01:51.800 Amy BARKER	72 01:51.790 Jonathan WOOLLEY
ROW 2	46 01:51.710 Liam SARGENT	82 01:51.550 Stuart WINDOW
ROW 1	79 01:51.400 Andrew LIGHTFOOT	28 01:51.110 Dan SUMMERS

POLE

No 67 - 4 position grid penalty from previous race.

RACE GRID

AB Performance RGB Championship

Race 6

ROW 12	44 01:47.310 Judi DERISLEY	18 01:45.160 Robert GRANT
ROW 11	16 01:42.350 James WALKER	23 01:41.840 Geoffrey MASON
ROW 10	33 01:41.730 Bob MORTIMER	15 01:41.690 Austen GREENWAY
ROW 9	30 01:41.690 Neil PALMER	77 01:41.490 Phil ALCOCK
ROW 8	25 01:41.480 Matt ROWE	22 01:41.030 Ben BUTLER
ROW 7	41 01:40.580 Neil CONSTABLE-BERRY	49 01:40.240 Tony GAUNT
ROW 6	63 01:39.050 Colin CHAPMAN	26 01:38.820 Andrew GRANT
ROW 5	7 01:38.520 Doug CARTER	3 01:37.940 Alastair BOULTON
ROW 4	88 01:37.860 Richard WISE	28 01:37.710 Gary GOODYEAR
ROW 3	50 01:37.420 Tim HOVERD	5 01:36.910 Derek JONES
ROW 2	21 01:36.740 Mathew GREEN	65 01:36.500 Duncan MARSHALL
ROW 1	2 01:34.970 John CUTMORE	12 01:34.820 Paul ROGERS

POLE



RACE GRID

750MC Formula Vee Championship

Race 7

53	Jenny ANDERSON	Subjec to
-----------	----------------	-----------

88	Chris WILSHER	01:55.900
-----------	---------------	-----------

36	Mike HATTON	01:44.530
-----------	-------------	-----------

46	Tim HILL	01:42.710
-----------	----------	-----------

14	Stephen GLASSWELL	01:42.590
-----------	-------------------	-----------

23	Ian JORDAN	01:41.580
-----------	------------	-----------

52	Dan BRIGHAM	01:40.080
-----------	-------------	-----------

33	Ben ANDERSON	01:39.480
-----------	--------------	-----------

10	Peter BELSEY	01:38.380
-----------	--------------	-----------

6	Dave HODKIN	01:37.760
----------	-------------	-----------

29	Sam ENGINEER	01:56.590
-----------	--------------	-----------

26	Peter ANDREWS	01:50.700
-----------	---------------	-----------

31	Graham GANT	01:43.190
-----------	-------------	-----------

39	Richard POTTERTON	01:42.610
-----------	-------------------	-----------

18	Tim PROBERT	01:41.680
-----------	-------------	-----------

13	Steve OUGH	01:40.510
-----------	------------	-----------

8	Paul TAYLOR	01:39.650
----------	-------------	-----------

5	Declan McDONNELL	01:39.020
----------	------------------	-----------

21	David TOWNROW	01:38.280
-----------	---------------	-----------

3	Martin FARMER	01:37.380
----------	---------------	-----------

POLE

RACE GRID

750MC 750 Trophy Series

Race 8

ROW 8		13 02:57.730 Gegan THURSTON	
ROW 7	6 02:36.970 John GASKING		17 02:32.890 Timothy HOLCROFT-SMITH
ROW 6	21 02:21.600 Alistair FRAYLING-CORK	32 02:21.550 David WHETTON	
ROW 5		36 02:21.390 Hakon SANDBERG	31 02:17.740 Christian PEDERSEN
ROW 4	4 02:07.490 Brian JOLLIFFE	38 02:04.300 Russell SPINKS	
ROW 3		73 02:04.250 Nic GRELE	2 02:03.430 Roger WINDLEY
ROW 2	1 02:02.460 Don RAWSON	9 02:01.090 Paul GOROLINI	
ROW 1		3 02:00.160 David LARKINS	35 01:59.800 Michael O'MAHONY


POLE

RACE GRID

750MC MR2 Super GT Series

Race 9

ROW 8		
ROW 7	45 Robert WELLS	51 Peter LEWIS
ROW 6	4 Luke AUSTIN	37 Michael WELLS
ROW 5	67 Lee McKEE	78 Rowland WOOLLEY
ROW 4	50 Guy HEFFORD	77 John WILSON
ROW 3	24 Paul HUTSON	68 Alexander LENNON
ROW 2	1 Patrick MORTELL	23 James CROSS
ROW 1	88 Alric KITSON	95 Anthony DAY
POLE		



RACE GRID

Demon Tweeks / Yokohama Stock Hatch Championship

Race 10 - Final

ROW 14	53 01:51.030 Andrew TSANG	14 01:50.760 Tom MOLYNEUX
ROW 13	101 01:50.680 Robbie BOGN	50 01:50.660 John GUDGEON
ROW 12	47 01:49.810 Will SARGENT	43 01:49.580 Terry BOTTING
ROW 11	16 01:49.430 Robert FOREMAN	42 01:49.190 Lee SCOTT
ROW 10	9 01:49.040 Carl SWAN	61 01:48.860 Trevor BUCKLEY
ROW 9	55 01:48.600 Rory COOPER	48 01:48.550 Carl KILBEY
ROW 8	69 01:48.520 Joel SHIPTON	10 01:48.390 Jake FARNDON
ROW 7	22 01:48.120 Jason PELOS	91 01:48.110 Jon MAYBIN
ROW 6	96 01:47.810 Joe FERGUSON	71 01:47.980 James MARSHALL
ROW 5	21 01:47.930 Wayne HARRIS	8 01:47.910 Shaun HAGEN
ROW 4	6 01:47.770 Martin WARD	20 01:47.710 Andrew FOLEY
ROW 3	54 01:47.710 Maurice HAYDEN	92 01:47.540 Patrick FLETCHER
ROW 2	1 01:47.460 Jeff HUMPHRIES	66 01:47.240 Josh COOK
ROW 1	51 01:47.080 Matt DIGBY	4 01:47.060 Terry ROUGHTON

POLE


Grid penalties from previous race: 96(3) & 67(4). No 7 - reserve for race 5 subject to qualification.

RACE GRID

Premier Choice Group 750 Formula Championship

Race 11

ROW 8		22 01:52.680 Andrew BOOTH	
ROW 7	17 01:52.510 Andrew LAKE		23 01:51.380 Paul COLLINS
ROW 6	88 01:49.380 Edward DOVE	27 01:46.140 Sue HARRIS	
ROW 5		13 01:45.650 Rod HILL	11 01:45.530 Paul MORRIS
ROW 4	71 01:42.740 Max SHEPPARD	70 01:42.200 Guy SHEPPARD	
ROW 3		97 01:41.820 Nathaniel COOPER	1 01:40.710 Dave ROBSON
ROW 2	4 01:40.640 Chris GOUGH	7 01:40.060 Peter BOVE	
ROW 1		55 01:39.910 Roger ROWE	2 01:38.220 Mick HARRIS
POLE			



RACE GRID

750MC Kit Car Championship + Allcomers

Race 12

ROW 16		72 Karen WOOLLEY	
ROW 15	57 Andy WATERS		88 Mark TSANG
ROW 14	83 Paul BLACKBURN	74 Matt CHERRINGTON	
ROW 13	2 Scott MITCHELL		16 James WALKER
ROW 12	68 Adrian MOORE	18 Robert GRANT	
ROW 11	44 Judi DERISLEY		15 Austen GREENWAY
ROW 10	17 Doug CARTER	30 Neil PALMER	
ROW 9	7 Paul STEELE		95 Richard STABLES
ROW 8			
ROW 7			28 Paul ARBER
ROW 6	47 Bruce BROWN	82 Rob JOHNSTON	
ROW 5	25 Colin BENHAM		39 Chris SCOPES
ROW 4	62 Peter HILEY	38 David CALDECOURT	
ROW 3	9 Anton LANDON		6 Nigel BROWN
ROW 2	5 Ian KEMPSON	24 Guy HUSSEY	
ROW 1	75 Matthew LEWIS		53 Andy HILEY

POLE

RACE GRID

750MC MR2 Championship

Race 13

ROW 14	89 02:03.480 Michael NICHOLLS	32 01:58.670 George HOUGHAM
ROW 13	14 01:57.500 David ROWE	57 01:54.610 Toni GLADDING
ROW 12	88 01:54.520 Stuart NICHOLLS	43 01:53.040 John THORNER
ROW 11	44 01:52.680 Luke AUSTIN	45 01:52.570 Robert WELLS
ROW 10	51 01:52.120 Peter LEWIS	67 01:52.040 Lee McKEE
ROW 9	84 01:52.040 Garry WILLSHER	34 01:51.330 Jeff HOLDEN
ROW 8	26 01:50.480 Paul GRIMMETT	21 01:49.830 Ben ROWE
ROW 7	77 01:49.490 John WILSON	64 01:49.050 Matthew MARSH
ROW 6	50 01:48.900 Guy HEFFORD	99 01:48.860 Lee GAMBELL
ROW 5	37 01:48.850 Michael WELLS	25 01:48.830 Clive MORPHETT
ROW 4	29 01:48.530 Paul HINSON	68 01:48.460 Alexander LENNON
ROW 3	24 01:48.260 Paul HUTSON	33 01:47.170 George ROBINSON
ROW 2	23 01:47.100 James CROSS	58 01:46.330 Steve LUMLEY
ROW 1	55 01:46.330 Andrei BGATOV	28 01:46.010 Zac CHAPMAN

POLE

RACE GRID

Demon Tweeks / Yokohama Stock Hatch Championship

Race 14 - Heat

ROW 14	7 Andrew TIBBS	74 Jack ADLARD
ROW 13	32 02:18.320 Geoff BLUFF	90 02:15.630 Martyn FOWDREY
ROW 12	62 02:10.350 Daniel SPENCER	45 02:09.900 James LAWTON
ROW 11	38 02:01.310 Sarah NIBLETT	78 02:00.280 Mark SHEARS
ROW 10	67 01:59.910 Matthew STUBINGTON	35 01:59.210 Mark WEBSTER
ROW 9	52 01:58.240 Steve NOBLE	31 01:58.180 Alan DULY
ROW 8	30 01:56.470 Neil TROTTER	58 01:55.020 Paul JARVIS
ROW 7	59 01:54.650 Daniel GIBSON	23 01:53.600 Kirk DEWELL
ROW 6	73 01:53.540 Russell HOLMAN	84 01:52.970 Adam STOKES
ROW 5	72 01:52.100 Jonathan WOOLLEY	17 01:51.980 Amy BARKER
ROW 4	82 01:51.800 Stuart WINDOW	46 01:51.740 Liam SARGENT
ROW 3	53 01:51.490 Andrew TSANG	28 01:51.240 Dan SUMMERS
ROW 2	101 01:51.080 Robbie BOON	50 01:50.870 John GUDGEON
ROW 1	14 01:50.770 Tom MOLYNEUX	16 01:50.120 Robert FOREMAN

POLE

First 5 qualify for the final.

* 1ST RESERVE 93. ~~8~~

RACE GRID

Demon Tweeks / Yokohama Stock Hatch Championship

Race 14 - Heat

ROW 14	7 Andrew TIBBS	74 Jack ADLARD
ROW 13	32 02:18.320 Geoff BLUFF	90 02:15.630 Martyn FOWDREY
ROW 12	62 02:10.350 Daniel SPENCER	45 02:09.900 James LAWTON
ROW 11	38 02:01.310 Sarah NIBLETT	78 02:00.290 Mark SHEARS
ROW 10	67 01:59.910 Matthew STUBINGTON	35 01:59.210 Mark WEBSTER
ROW 9	52 01:58.240 Steve NOBLE	31 01:58.160 Alan DULY
ROW 8	30 01:56.470 Neil TROTTER	58 01:55.020 Paul JARVIS
ROW 7	59 01:54.850 Daniel GIBSON	23 01:53.600 Kirk DEWELL
ROW 6	73 01:53.540 Russell HOLMAN	84 01:52.970 Adam STOKES
ROW 5	72 01:52.100 Jonathan WOOLLEY	17 01:51.980 Amy BARKER
ROW 4	82 01:51.800 Stuart WINDOW	46 01:51.740 Liam SARGENT
ROW 3	53 01:51.490 Andrew TSANG	28 01:51.240 Dan SUMMERS
ROW 2	101 01:51.080 Robbie BOON	50 01:50.870 John GUDGEON
ROW 1	14 01:50.770 Tom MOLYNEUX	16 01:50.120 Robert FOREMAN

POLE

First 5 qualify for the final.

RACE GRID

750MC Formula Vee Championship

Race 15

53	Jenny ANDERSON	Subject to
-----------	----------------	------------

29	Sam ENGINEER	01:56.950
-----------	--------------	-----------

36	Mike HATTON	01:44.960
-----------	-------------	-----------

46	Tim HILL	01:43.730
-----------	----------	-----------

14	Stephen GLASSWELL	01:43.200
-----------	-------------------	-----------

23	Ian JORDAN	01:41.890
-----------	------------	-----------

13	Steve OUGH	01:40.900
-----------	------------	-----------

33	Ben ANDERSON	01:39.620
-----------	--------------	-----------

21	David TOWNROW	01:38.700
-----------	---------------	-----------

6	Dave HODKIN	01:37.880
----------	-------------	-----------

88	Chris WILSHER	01:57.210
-----------	---------------	-----------

26	Peter ANDREWS	01:52.230
-----------	---------------	-----------

31	Graham GANT	01:44.580
-----------	-------------	-----------

39	Richard POTTERTON	01:43.580
-----------	-------------------	-----------

18	Tim PROBERT	01:42.210
-----------	-------------	-----------

52	Dan BRIGHAM	01:40.930
-----------	-------------	-----------

8	Paul TAYLOR	01:39.780
----------	-------------	-----------

5	Declan McDONNELL	01:39.420
----------	------------------	-----------

10	Peter BELSEY	01:38.590
-----------	--------------	-----------

3	Martin FARMER	01:37.640
----------	---------------	-----------

POLE

RACE GRID

AB Performance RGB Championship

Race 16

ROW 12	18 01:50.830 Robert GRANT	44 01:47.730 Judith DERISLEY
ROW 11	25 01:43.890 Matt ROWE	16 01:42.590 James WALKER
ROW 10	15 01:42.240 Austen GREENWAY	23 01:42.190 Geoffrey MASON
ROW 9	33 01:42.090 Bob MORTIMER	30 01:42.010 Neil PALMER
ROW 8	77 01:41.730 Phil ALCOCK	22 01:41.070 Ben BUTLER
ROW 7	41 01:40.740 Neil CONSTABLE-BERRY	49 01:40.450 Tony GAUNT
ROW 6	7 01:40.000 Doug CARTER	26 01:39.180 Andrew GRANT
ROW 5	63 01:39.080 Colin CHAPMAN	28 01:38.540 Gary GOODYEAR
ROW 4	3 01:38.120 Alastair BOULTON	88 01:37.980 Richard WISE
ROW 3	5 01:37.710 Derek JONES	50 01:37.510 Tim HOVERD
ROW 2	21 01:36.980 Mathew GREEN	65 01:36.820 Duncan MARSHALL
ROW 1	2 01:35.010 John CUTMORE	12 01:35.010 Paul ROGERS

POLE

RACE GRID

Demon Tweeks / Yokohama Locost Championship

Race 17 - Heat

ROW 14	21 02:06.890 David BERRY	36 02:01.050 Trevor FAUNCH
ROW 13	37 01:59.900 Barry STUART	58 01:59.620 John BUNCE
ROW 12	32 01:59.200 Shaun BRAME	31 01:58.510 Adam KNIGHT
ROW 11	59 01:57.240 Carl PICKERING	67 01:55.560 Ernie GUSHLOW
ROW 10	38 01:55.160 Samuel GILL	68 01:53.980 Robert SINCLAIR
ROW 9	54 01:53.860 David MORROW	74 01:53.810 Steven WELLS
ROW 8	14 01:53.620 Richard DIXON	52 01:53.470 Richard LEE
ROW 7	69 01:53.260 Nik AVEYARD	56 01:52.800 Patrick DUDLEY
ROW 6	77 01:52.720 Nick SELBY	8 01:52.310 James PINKERTON
ROW 5	24 01:52.166 Lee BANKHURST	73 01:52.110 Rob APSEY
ROW 4	44 01:51.750 Campbell CASSIDY	88 01:51.690 Nicholas MORLEY
ROW 3	60 01:51.520 Richard BRADLEY	33 01:51.480 Glenn BOYER
ROW 2	61 01:51.460 Stuart SELLARS	91 01:51.050 Max LEES
ROW 1	72 01:50.730 Stephen KIMBER	3 01:50.730 Mathew GILMOUR

POLE

RACE GRID

750MC Formula 4 Championship

Race 18

29	Mark COLLINSON	01:48.750
-----------	----------------	-----------

40	David WOODSWORTH-D	01:43.510
-----------	--------------------	-----------

25	James CHAPMAN	01:37.590
-----------	---------------	-----------

31	Erwin SMIECH	01:34.040
-----------	--------------	-----------

4	Andrew MINNETT	01:31.630
----------	----------------	-----------

3	Chris HODGEN	01:30.650
----------	--------------	-----------

5	Bryn TOOTEIL	01:28.490
----------	--------------	-----------

88	Michael FRYATT	01:43.690
-----------	----------------	-----------

33	Paul YOUNG	01:39.330
-----------	------------	-----------

83	Paul PRESGRAVES	01:37.130
-----------	-----------------	-----------

76	Jennifer SCOTT	01:33.330
-----------	----------------	-----------

79	Oliver SIRRELL	01:30.820
-----------	----------------	-----------

6	Malcolm SCOTT	01:29.450
----------	---------------	-----------

7	Robbie WATTS	01:27.930
----------	--------------	-----------

POLE

RACE GRID

Demon Tweeks / Yokohama Stock Hatch Championship

Race 20 - Final

ROW 14	53 Andrew TSANG	7 Andrew TIBBS
ROW 13	101 Robbie BOON	50 John GUDGEON
ROW 12	14 Tom MOLYNEUX	43 Terry BOTTING
ROW 11	47 Will SARGENT	48 Carl KILBEY
ROW 10	9 Carl SWAN	42 Lee SCOTT
ROW 9	61 Trevor BUCKLEY	69 Joel SHIPTON
ROW 8	55 Rory COOPER	10 Jake FARNDON
ROW 7	54 Maurice HAYDEN	71 James MARSHALL
ROW 6	8 Shaun HAGEN	22 Jason PELOSI
ROW 5	96 Joe FERGUSON	6 Martin WARD
ROW 4	21 Wayne HARRIS	91 Jon MAYBIN
ROW 3	20 Andrew FOLEY	92 Patrick FLETCHER
ROW 2	1 Jeff HUMPHRIES	4 Terry ROUGHTON
ROW 1	66 Josh COOK	51 Matt DIGBY

POLE

RESERVES: 28 72 17 82 84 52 62 58 59 30 31 38 35 67 32

RACE GRID

750MC MR2 Championship

Race 21

ROW 14	89 02:06.230 Michael NICHOLLS	32 01:58.880 George HOUGHAM
ROW 13	14 01:58.190 David ROWE	88 01:56.580 Stuart NICHOLLS
ROW 12	57 01:54.680 Toni GLADDING	43 01:53.970 John THORNER
ROW 11	44 01:53.930 Luka AUSTIN	45 01:52.900 Robert WELLS
ROW 10	67 01:52.830 Lee McKEE	51 01:52.680 Peter LEWIS
ROW 9	84 01:52.530 Barry WILLSHER	34 01:52.130 Jaff HOLDEN
ROW 8	26 01:51.180 Paul GRIMMETT	77 01:50.280 John WILSON
ROW 7	21 01:50.220 Ben ROWE	29 01:49.600 Paul HINSON
ROW 6	25 01:49.370 Clive MORPHETT	99 01:49.170 Lee GAMBELL
ROW 5	64 01:49.090 Matthew MARSH	50 01:49.000 Guy HEFFORD
ROW 4	37 01:48.990 Michael WELLS	68 01:48.630 Alexander LENNON
ROW 3	24 01:48.630 Paul HUTSON	33 01:47.410 George ROBINSON
ROW 2	23 01:47.140 James CROSS	55 01:46.620 Andrei EGATOV
ROW 1	58 01:46.350 Steve LUMLEY	28 01:46.290 Zac CHAPMAN

POLE

RACE GRID

750MC Formula 4 Championship

Race 23

76 Jennifer SCOTT

88 Michael FRYATT

33 Paul YOUNG

5 Bryn TOOTELL

6 Malcolm SCOTT

4 Andrew MINNETT

31 Erwin SMIECH

40 David WOODSWORTH-DALE

29 Mark COLLINSON

25 James CHAPMAN

7 Robble WATTS

3 Chris HODGEN

79 Oliver SIRRELL

83 Paul PRESGRAVES

POLE



Provisional Results - Race 1

750MC Kit Car Championship

Pl	No	Cl	Name	Car	Laps	Time	Behind	MPH	Best Lap on	MPH
1	53	A	Andy HILEY	Taydec Mk2	9	15:11.16	24.72	77.77	1:37.96	2 80.37
2	75	A	Matthew LEWIS	MNR Vortx	9	15:22.70	36.26	76.80	1:40.13	2 78.63
3	5	B	Ian KEMPSON	MK Indy	9	15:31.83	45.39	76.04	1:41.64	7 77.46
4	6	A	Nigel BROWN	Sylva Phoenix	9	15:37.88	51.44	75.55	1:42.40	6 76.89
5	38	C	David CALDECOURT	Sylva Phoenix	9	15:38.28	51.84	75.52	1:42.37	3 76.91
6	24	C	Guy HUSSEY	RAW Striker	9	15:51.37	1:04.93	74.48	1:41.34	8 77.69
7	25	C	Colin BENHAM	Stuart Taylor Phoenix	9	15:56.34	1:09.90	74.09	1:43.97	9 75.73
8	9	C	Anton LANDON	Cyana MX500R	9	16:38.45	1:52.01	70.97	1:42.56	3 76.77
9	28	C	Paul ARBER	Sylva Striker	9	16:45.37	1:58.93	70.48	1:47.03	3 73.56
Not-Classified										
47	B	Bruce BROWN	Luego Velocity	7	12:59.75	DNF	70.68	1:47.96	2 72.93	
62	C	Peter HILEY	Taydec Mk2	4	7:00.20	DNF	74.95	1:42.32	3 76.95	
39	C	Chris SCOPES	Fisher Fury	4	7:02.01	DNF	74.63	1:42.50	3 76.81	
82	C	Rob JOHNSTON	Cyana MX500R	1	1:55.11	DNF	68.40	1:49.87	1 71.66	
Fastest Lap										
53	A	Andy HILEY	Taydec Mk2					1:37.96	2 80.37	Rec
24	C	Guy HUSSEY	RAW Striker					1:41.34	8 77.69	
5	B	Ian KEMPSON	MK Indy					1:41.64	7 77.46	

Weather / Track: Bright / Dry

Start Time : 12:59

Cadwell Park Full

10 Jul 10 13:16

Clerk of Course:

Time Issued :

Chief Timekeeper : Torry Stevens

THESE RESULTS REMAIN PROVISIONAL FOR A MINIMUM OF 30 MINUTES FROM THE TIME OF ISSUE AND UNTIL ALL JUDICIAL AND TECHNICAL MATTERS HAVE BEEN SETTLED

Results produced on HS Sports Timing and Results Systems. Results online at www.750MC.co.uk



Provisional Results - Race 2

750MC 750 Trophy Series

Pl	No	Cl	Name	Car	Laps	Time	Behind	MPH	Best Lap on	MPH
1	3	C	David LARKINS	Gerrell Reliant	8	15:44.17		66.71	1:54.65	7 68.67
2	2	I	Roger WINDLEY	Time 3B	8	15:57.70	13.61	65.76	1:57.26	8 67.14
3	9	C	Paul GOROLINI	JB	8	15:58.35	14.18	65.72	1:57.35	8 67.09
4	38	C	Russell SPINKS	Hague	8	16:04.58	20.41	65.30	1:56.96	7 67.32
5	73	C	Nic GRELE	Jeffrey Mk1	8	16:04.94	20.77	65.27	1:57.78	8 66.85
6	35	C	Michael O'MAHONY	Snipe	8	16:07.46	23.29	65.10	1:55.79	7 68.00
7	4	I	Brian JOLLIFFE	Cooper Mk9	8	16:54.32	1:10.15	62.10	2:04.54	7 63.22
8	32	A	David WHETTON	A7 Mouse Racer	7	15:55.77	1 Lap	57.68	2:12.89	5 59.25
9	31	A	Christlan PEDERSEN	Austin 7 Special	7	15:55.99	1 Lap	57.65	2:13.49	7 58.98
10	21	A	Allstair FRAYLING-CORK	Austin 7 Special	7	16:32.88	1 Lap	55.51	2:18.99	7 56.65
11	13	A	Gregan THURSTON	Austin 7 Super	7	17:10.04	1 Lap	53.51	2:22.42	7 55.28
12	17	A	Timothy HOLCROFT-SMITH	Austin 7 Ulster	7	17:46.38	1 Lap	51.68	2:29.68	3 52.60
13	8	A	John GASKING	Austin 7	7	17:51.86	1 Lap	51.42	2:27.52	6 53.37

Not-Classified

36	D	Hakan SANDBERG	JBS F3 500	4	9:46.47	DNF	53.70	2:21.76	4 55.54
1	C	Don RAWSON	Rawson Climax	0		Starter	0.00		

Fastest Lap

3	C	David LARKINS	Gerrell Reliant					1:54.65	7 68.67
2	I	Roger WINDLEY	Time 3B					1:57.26	8 67.14
32	A	David WHETTON	A7 Mouse Racer					2:12.89	5 59.25
36	D	Hakan SANDBERG	JBS F3 500					2:21.76	4 55.54

Weather / Track: Bright / Dry

Start Time : 13:25

Cadwell Park Full

10 Jul 10 13:44

Clerk of Course: 	Time Issued: 14.10	Chief Timekeeper: Torry Stevens
----------------------	-----------------------	---------------------------------

THESE RESULTS REMAIN PROVISIONAL FOR A MINIMUM OF 30 MINUTES FROM THE TIME OF ISSUE AND UNTIL ALL JUDICIAL AND TECHNICAL MATTERS HAVE BEEN SETTLED

Results produced on HS Sports Timing and Results Systems. Results online at www.750MC.co.uk



Provisional Results - Race 3

750MC MR2 Super GT Series

Pl	No	Cl	Name	Car	Laps	Time	Behind	MPH	Best Lap on	MPH
1	96	A	Anthony DAY	Toyota MR2 Mk2	9	16:16.35		72.58	1:42.97	2 76.46
2	1	A	Patrick MORTELL	Toyota MR2 Roadster	9	16:27.26	10.91	71.77	1:46.21	2 74.13
3	23	C	James CROSS	Toyota MR2 Mk2	9	16:30.06	13.71	71.57	1:48.39	6 72.64
4	50	C	Guy HEFFORD	Toyota MR2 Mk2	9	16:37.27	20.92	71.05	1:48.86	5 72.32
5	24	C	Paul HUTSON	Toyota MR2 Mk2	9	16:41.62	25.27	70.74	1:48.97	4 72.25
6	68	C	Alexander LENNON	Toyota MR2 Mk2	9	16:49.22	32.87	70.21	1:49.65	3 71.80
7	77	C	John WILSON	Toyota MR2 Mk2	9	16:52.62	36.27	69.99	1:49.10	3 72.16
8	37	C	Michael WELLS	Toyota MR2 Mk2	9	16:59.53	43.18	69.50	1:50.48	9 71.28
9	78	B	Rowland WOOLLEY	Toyota MR2 S	9	17:20.43	1:04.08	68.11	1:49.56	2 71.86
10	61	C	Peter LEWIS	Toyota MR2 Mk2	9	17:26.93	1:10.58	67.68	1:54.60	5 68.70
11	4	C	Luke AUSTIN	Toyota MR2 Mk2	9	17:48.70	1:32.35	66.30	1:53.97	6 69.08

Not-Classified

67	C	Lee McKEE	Toyota MR2 Mk2	6	15:32.94	DNF	67.51	1:51.18	2 70.81
88	A	Airic KITSON	Toyota MR2 Mk3	7	12:17.79	DNF	74.70	1:42.58	3 78.75
45	C	Robert WELLS	Toyota MR2 Mk2	3	6:24.01	DNF	61.51	1:58.70	2 66.33

Fastest Lap

88	A	Airic KITSON	Toyota MR2 Mk3					1:42.58	3 76.75 Rec
23	C	James CROSS	Toyota MR2 Mk2					1:48.39	6 72.64 Rec
78	B	Rowland WOOLLEY	Toyota MR2 S					1:49.56	2 71.86 Rec

Weather / Track: Bright / Dry

Start Time : 13:53

Gadwall Park Full

10 Jul 10 14:10

Clerk of Course :

Time Issued :

Chief Timekeeper : Torry Stevens

14.32

THESE RESULTS REMAIN PROVISIONAL FOR A MINIMUM OF 30 MINUTES FROM THE TIME OF ISSUE AND UNTIL ALL JUDICIAL AND TECHNICAL MATTERS HAVE BEEN SETTLED

Results produced on HS Sports Timing and Results Systems. Results online at www.750MC.co.uk



Provisional Results - Race 4

Premier Choice Group 750 Formula Championship

Pl	No	Cl	Name	Car	Laps	Time	Behind	MPH	Best Lap on	MPH
1	4		Chris GOUGH	CGR2 Evo	9	15:39.98		75.38	1:41.55	2 77.53
2	55		Roger ROWE	Centaur Mk 20	9	15:43.79	3.81	75.08	1:40.59	2 78.27
3	71		Max SHEPPARD	Sheppard MS750/01	9	15:46.39	6.41	74.87	1:42.39	7 76.89
4	70	B	Guy SHEPPARD	ADR 3 GS	9	16:00.17	20.19	73.80	1:42.18	6 77.05
5	13		Rod HILL	Mystic T4/21	9	16:07.68	27.70	73.23	1:44.88	5 75.07
6	27		Sue HARRIS	Darvi 5/97	9	16:21.13	41.15	72.22	1:47.02	7 73.57
7	11	B	Paul MORRIS	Darvi 92J	9	16:21.59	41.61	72.19	1:45.92	4 74.33
8	23	B	Paul COLLINS	Darvi Mk5	9	16:39.74	59.76	70.88	1:47.79	2 73.04
9	17		Andrew LAKE	Darvi 91D	9	16:45.23	1:05.25	70.49	1:49.55	4 71.87
10	22	B	Andrew BOOTH	Centaur	9	17:17.57	1:37.59	68.29	1:50.32	3 71.37

Not-Classified

2			Mick HARRIS	Darvi 877	2	3:30.05	DNF	74.97	1:39.92	2 78.80
7			Peter BOVE	ADR 760F	2	3:31.23	DNF	74.55	1:42.56	2 76.77
1			Dave ROBSON	SDAR/83	2	3:31.57	DNF	74.43	1:41.81	2 77.33
97			Nathaniel COOPER	Davis T7	1	1:49.31	DNF	72.03	1:45.91	1 74.34
88	B		Edward DOVE	BCR2	0		Starter	0.00		

Fastest Lap

2			Mick HARRIS	Darvi 877				1:39.92	2 78.80
70	B		Guy SHEPPARD	ADR 3 GS				1:42.18	6 77.05

Weather / Track:

Start Time : 14:21

Cadwell Park Full

10 Jul 10 14:38

Clerk of Course:

Time Issued :

14:57

Chief Timekeeper : Terry Stevens

THESE RESULTS REMAIN PROVISIONAL FOR A MINIMUM OF 30 MINUTES FROM THE TIME OF ISSUE AND UNTIL ALL JUDICIAL AND TECHNICAL MATTERS HAVE BEEN SETTLED

Results produced on HS Sports Timing and Results Systems. Results online at www.750MC.co.uk



Provisional Results - Race 5 - Heat

Demon Tweeks / Yokohama Stock Hatch Championship

Pl	No	Cl	Name	Car	Laps	Time	Behind	MPH	Best Lap on	MPH
1	7		Andrew TIBBS	Citroen Saxo VTR	8	14:54.94		70.38	1:48.51	3 72.56
2	17		Amy BARKER	Citroen Saxo VTR	8	15:11.76	16.82	69.08	1:51.46	3 70.64
3	93		Damian COTTRELL	Peugeot 106	8	15:12.82	17.88	69.00	1:51.45	7 70.64
4	58		Paul JARVIS	Citroen Saxo VTR	8	15:23.97	29.03	68.17	1:52.17	6 70.19
5	23		Kirk DEWELL	Citroen Saxo VTR	8	15:33.85	38.91	67.45	1:54.17	7 68.96
6	30		Nell TROTTER	MG Rover ZR	8	15:42.34	47.40	66.84	1:53.81	8 69.18
7	82		Stuart WINDOW	Citroen Saxo VTR	8	15:42.52	47.58	66.83	1:52.33	2 70.09
8	79	B	Andrew LIGHTFOOT	Ford Fiesta XR2	8	15:56.13	1:01.19	65.88	1:51.85	3 70.39
9	31	B	Alan DULY	Ford Fiesta XR2	8	15:57.41	1:02.47	65.79	1:54.62	3 68.69
10	67	B	Matthew STUBINGTON	Peugeot 205 GTI	8	16:07.31	1:12.37	65.11	1:57.53	7 66.99
11	38	B	Sarah NIBLETT	Peugeot 205 GTI	8	16:07.86	1:12.92	65.08	1:57.47	7 67.02
12	32		Geoff BLUFF	Citroen Saxo VTR	8	16:08.92	1:13.98	65.01	1:57.23	6 67.16
13	45	B	James LAWTON	Ford Fiesta XR2	8	16:16.15	1:21.21	64.52	1:57.58	7 66.96
14	35	B	Mark WEBSTER	Ford Fiesta XR2	8	16:31.44	1:36.50	63.53	1:57.20	7 67.18
15	74	B	Jack ADLARD	Peugeot 205 GTI	8	16:36.40	1:41.46	63.21	2:00.41	8 65.39

Not-Classified

72			Jonathan WOOLLEY	Citroen Saxo VTR	7	13:30.66	DNF	67.98	1:50.80	3 71.06
78			Mark SHEARS	Citroen Saxo VTR	7	14:11.74	DNF	64.71	1:56.19	7 67.76
60			Tom SIMPSON	Citroen Saxo VTR	7	14:14.74	DNF	64.48	1:57.26	7 67.14
62			Daniel SPENCER	Citroen Saxo VTR	5	10:10.48	DNF	64.48	1:58.67	3 66.35
46			Liam SARGENT	Peugeot 106 XSi	4	7:37.70	DNF	68.81	1:51.37	3 70.69
49	B		Bill PARIERA	Citroen AX GTI	3	5:58.64	DNF	65.86	1:54.71	2 68.64
59	B		Daniel GIBSON	Ford Fiesta XR2	3	5:59.82	DNF	65.64	1:54.37	3 68.84
28			Dan SUMMERS	Peugeot 106 Rallye	0		Starter	0.00		
73	B		Russell HOLMAN	Ford Fiesta XR2	0		Starter	0.00		
84			Adam STOKES	Peugeot 106 XSi	0		Starter	0.00		
90	B		Martyn FOWDREY	Ford Fiesta XR2	0		Starter	0.00		

Non-Starters

33	B		Andy PHILPOTTS	Ford Fiesta XR2i						
52			Steve NOBLE	Ford Sport KA						

Fastest Lap

7			Andrew TIBBS	Citroen Saxo VTR				1:48.51	3 72.56
79	B		Andrew LIGHTFOOT	Ford Fiesta XR2				1:51.85	3 70.39

All DRIVERS MUST SIGN ON AGAIN ON SUNDAY NO LATER THAN 10.15 SO THAT CORRECT GRIDS FOR HEAT / FINAL CAN BE PREPARED.

Weather / Track: Bright / Dry

Start Time : 14:54

Cadwell Park Full

10 Jul 10 15:11

Clerk of Course :

Time Issued :

Chief Timekeeper : Terry Stevens

15.28.

THESE RESULTS REMAIN PROVISIONAL FOR A MINIMUM OF 30 MINUTES FROM THE TIME OF ISSUE AND UNTIL ALL JUDICIAL AND TECHNICAL MATTERS HAVE BEEN SETTLED

Results produced on HS Sports Timing and Results Systems. Results online at www.750MC.co.uk



Provisional Results - Race 6

AB Performance RGB Championship

Pl	No	Cl	Name	Car	Laps	Time	Behind	MPH	Best Lap on	MPH
1	12	A	Paul ROGERS	Contour Cars RGB09	9	14:32.67		81.20	1:34.95	5 82.92
2	5	B	Derek JONES	Fisher Fury	9	14:35.65	2.98	80.92	1:35.66	4 82.30
3	65	B	Duncan MARSHALL	STM Phoenix	9	14:36.48	3.81	80.84	1:35.82	6 82.17
4	21	B	Mathew GREEN	Spire GTR	9	14:52.54	19.87	79.39	1:37.11	4 81.08
5	28	A	Gary GOODYEAR	Raw Fulcrum	9	15:00.54	27.87	78.68	1:38.34	5 80.06
6	3	C	Alastair BOULTON	Stuart Taylor Phoenix	9	15:00.94	28.27	78.65	1:37.63	5 80.64
7	7	A	Doug CARTER	Genesis Evo	9	15:02.54	29.87	78.51	1:38.40	4 80.01
8	88	B	Richard WISE	AB Performance Sabre	9	15:02.94	30.27	78.48	1:38.46	4 79.96
9	49	B	Tony GAUNT	Wolfe ZXR	9	15:03.11	30.44	78.46	1:37.75	4 80.54
10	26	B	Andrew GRANT	Fisher Fury 04	9	15:15.23	42.56	77.42	1:39.40	8 79.21
11	30	C	Noil PALMER	Raw Striker	9	15:17.77	45.10	77.21	1:39.80	9 78.89
12	16	A	James WALKER	Westfield Megabusa	9	15:21.94	49.27	76.86	1:39.78	8 78.91
13	63	C	Colin CHAPMAN	Fisher Fury	9	15:27.59	54.92	76.39	1:39.94	9 78.78
14	41	B	Nail CONSTABLE-BERRY	BDN S3/2010	9	15:32.51	59.84	75.99	1:40.34	2 78.47
15	33	A	Bob MORTIMER	Fisher Fury	9	15:34.99	1:02.32	75.79	1:41.53	4 77.55
16	22	C	Ben BUTLER	Westfield SE	9	15:36.51	1:03.84	75.66	1:41.95	5 77.23
17	25	C	Matt ROWE	Fisher Fury	9	15:36.97	1:04.30	75.63	1:41.99	7 77.20
18	44	B	Judi DERISLEY	Fisher Fury	9	16:11.26	1:38.59	72.96	1:44.04	2 75.67
19	23	A	Geoffrey MASON	Spire GTR	8	14:56.28	1 Lap	70.27	1:42.20	2 77.04

Not-Classified

77	C	Phil ALCOCK	Pulsar Blade	7	12:09.95	DNF	75.50	1:41.86	2 77.29
2	A	John CUTMORE	Spire GTR	5	8:08.08	DNF	80.65	1:35.09	4 82.80
50	B	Tim HOVERD	Fisher Fury	4	6:46.63	DNF	77.45	1:38.90	2 79.61

Non-Starters

15	C	Austen GREENWAY	Fisher Fury Fireblade						
18	C	Robert GRANT	Fisher Fury						

Fastest Lap

12	A	Paul ROGERS	Contour Cars RGB09				1:34.95	5 82.92
5	B	Derek JONES	Fisher Fury				1:35.66	4 82.30
3	C	Alastair BOULTON	Stuart Taylor Phoenix				1:37.63	5 80.64

Weather / Track: Bright / Dry

Start Time : 15:27

Cadwell Park Full

10 Jul 10 15:43

Clerk of Course :

Time Issued :

Chief Timekeeper : Terry Stevens

THESE RESULTS REMAIN PROVISIONAL FOR A MINIMUM OF 30 MINUTES FROM THE TIME OF ISSUE AND UNTIL ALL JUDICIAL AND TECHNICAL MATTERS HAVE BEEN SETTLED

Results produced on HS Sports Timing and Results Systems. Results online at www.750MC.co.uk



Provisional Results - Race 7

750MC Formula Vee Championship

Pl	No	Cl	Name	Car	Laps	Time	Behind	MPH	Best Lap on	MPH
1	3		Martin FARMER	GAC	9	15:01.04		78.64	1:37.60	2 80.67
2	10		Peter BELSEY	Spyder MK2	9	15:09.27	8.23	77.93	1:38.86	2 79.64
3	8		Paul TAYLOR	GAC	9	15:19.71	18.67	77.04	1:39.22	2 79.35
4	33		Ben ANDERSON	GAC 1	9	15:19.79	18.75	77.04	1:39.01	2 79.52
5	6		Dave HODKIN	AHS Dominator	9	15:27.04	26.00	76.44	1:38.83	3 79.66
6	23	B	Ian JORDAN	Sheane	9	15:29.33	28.29	76.25	1:40.33	4 78.47
7	18		Tim PROBERT	Storm SF1	9	15:29.75	28.71	76.21	1:40.15	4 78.61
8	21		David TOWNROW	Leystone	9	15:30.44	29.40	76.16	1:38.01	2 80.33
9	52		Dan BRIGHAM	AHS	9	15:30.87	29.83	76.12	1:40.11	2 78.65
10	13		Steve OUGH	AHS Challenger	9	15:34.35	33.31	75.84	1:40.75	6 78.15
11	14		Stephen GLASSWELL	Storm	9	15:34.67	33.63	75.81	1:41.89	4 77.27
12	53		Jenny ANDERSON	GAC 03	9	15:35.14	34.10	75.77	1:39.49	4 79.14
13	31		Graham GANT	WEV	9	15:47.20	46.16	74.81	1:41.75	6 77.38
14	39		Richard POTTERTON	Storm 2008	9	15:47.55	46.51	74.78	1:43.54	6 76.04
15	26		Peter ANDREWS	Sheane Mk2	8	15:24.93	1 Lap	68.10	1:49.45	2 71.93
16	29	B	Sam ENGINEER	Sheane Mk2	8	15:41.96	1 Lap	66.87	1:54.44	2 68.80
17	88	B	Chris WILSHER	Sheane W4	8	15:47.17	1 Lap	66.50	1:54.72	5 68.63

Not-Classified

5	Declan McDONNELL	GAC 03	6	10:12.09	DNF	77.18	1:39.80	2 78.89
46	Tim HILL	AHS Challenger	0		Starter	0.00		

Non-Starters

36	Mike HATTON	AHS Challenger						
----	-------------	----------------	--	--	--	--	--	--

Fastest Lap

3	Martin FARMER	GAC				1:37.60	2 80.67
23	B Ian JORDAN	Sheane				1:40.33	4 78.47

Weather / Track: Bright / Dry

Start Time: 16:01

Cadwell Park Full

10 Jul 10 16:16

Clerk of Course:

Time Issued:

Chief Timekeeper: Terry Stevens

THESE RESULTS REMAIN PROVISIONAL FOR A MINIMUM OF 30 MINUTES FROM THE TIME OF ISSUE AND UNTIL ALL JUDICIAL AND TECHNICAL MATTERS HAVE BEEN SETTLED

Results produced on HS Sports Timing and Results Systems. Results online at www.750MC.co.uk



Provisional Results - Race 8

750MC 750 Trophy Series

Pl	No	Cl	Name	Car	Laps	Time	Behind	MPH	Best Lap on	MPH
1	3	C	David LARKINS	Gerrell Reliant	8	15:40.60		66.96	1:53.84	6 69.16
2	9	C	Paul GOROLINI	JB	8	15:54.98	14.38	65.95	1:54.92	6 68.51
3	2	I	Roger WINDLEY	Time 3B	8	16:00.75	20.15	65.56	1:58.11	7 66.66
4	1	C	Don RAWSON	Rawson Climax	8	16:01.40	20.80	65.51	1:56.91	5 67.34
5	73	C	Nic GRELE	Jeffrey Mk1	8	16:01.53	20.93	65.51	1:58.01	5 66.72
6	38	C	Russell SPINKS	Hague	8	16:10.67	30.07	64.89	1:57.12	4 67.22
7	4	I	Brian JOLLIFFE	Cooper Mk9	8	17:05.80	1:25.20	61.40	2:03.71	5 63.64
8	13	A	Gregan THURSTON	Austin 7 Super	7	15:49.28	1 Lap	58.06	2:12.55	6 59.40
9	32	A	David WHETTON	A7 Mouse Racer	7	15:59.42	1 Lap	57.44	2:13.54	4 58.96
10	31	A	Christian PEDERSEN	Austin 7 Special	7	15:59.44	1 Lap	57.44	2:14.41	7 58.58
11	21	A	Allstair FRAYLING-CORK	Austin 7 Special	7	16:17.73	1 Lap	56.37	2:15.36	3 58.16
12	6	A	John GASKING	Austin 7	7	17:14.90	1 Lap	53.25	2:24.43	5 54.51
13	17	A	Timothy HOLCROFT-SMITH	Austin 7 Ulster	7	17:28.60	1 Lap	52.56	2:27.69	3 53.31

Not-Classified

35	C	Michael O'MAHONY	Snipe	0		Starter	0.00
36	D	Hakan SANDBERG	JBS F3 500	0		Starter	0.00

Fastest Lap

3	C	David LARKINS	Gerrell Reliant				1:53.84	6 69.16
2	I	Roger WINDLEY	Time 3B				1:58.11	7 66.66
13	A	Gregan THURSTON	Austin 7 Super				2:12.55	6 59.40

Weather / Track: Cloudy / Dry

Start Time : 16:24

Cadwell Park Full

10 Jul 10 16:42

Clerk of Course :

La Olyn \$

Time Issued :

17.05'

Chief Timekeeper : Terry Stevens

THESE RESULTS REMAIN PROVISIONAL FOR A MINIMUM OF 30 MINUTES FROM THE TIME OF ISSUE AND UNTIL ALL JUDICIAL AND TECHNICAL MATTERS HAVE BEEN SETTLED

Results produced on HS Sports Timing and Results Systems. Results online at www.750MC.co.uk



Provisional Results - Race 9

750MC MR2 Super GT Series

Pl	No	Cl	Name	Car	Laps	Time	Behind	MPH	Best Lap on	MPH
1	95	A	Anthony DAY	Toyota MR2 Mk2	8	14:29.29		72.46	1:43.98	3 75.72
2	1	A	Patrick MORTELL	Toyota MR2 Roadster	8	14:33.53	4.24	72.10	1:46.65	2 73.82
3	50	C	Guy HEFFORD	Toyota MR2 Mk2	8	14:42.84	13.55	71.34	1:48.41	2 72.62
4	77	C	John WILSON	Toyota MR2 Mk2	8	14:45.64	16.35	71.12	1:48.47	4 72.58
5	68	C	Alexander LENNON	Toyota MR2 Mk2	8	14:50.42	21.13	70.74	1:49.45	4 71.93
6	23	C	James CROSS	Toyota MR2 Mk2	8	14:51.81	22.52	70.63	1:48.53	3 72.54
7	24	C	Paul HUTSON	Toyota MR2 Mk2	8	14:56.56	26.27	70.33	1:49.87	3 71.66
8	37	C	Michael WELLS	Toyota MR2 Mk2	8	14:58.78	29.49	70.08	1:49.84	4 71.68
9	78	B	Rowland WOOLLEY	Toyota MR2 S	8	15:12.81	43.52	69.00	1:50.18	6 71.46
10	51	C	Peter LEWIS	Toyota MR2 Mk2	8	15:39.89	1:10.60	67.01	1:53.92	2 69.11
11	4	C	Luke AUSTIN	Toyota MR2 Mk2	8	15:42.36	1:13.07	66.84	1:54.02	2 69.05
12	45	C	Robert WELLS	Toyota MR2 Mk2	8	16:30.44	2:01.15	63.59	1:53.23	7 69.53

Non-Starters

67	C	Lee McKEE	Toyota MR2 Mk2
88	A	Alric KITSON	Toyota MR2 Mk3

Fastest Lap

95	A	Anthony DAY	Toyota MR2 Mk2	1:43.98	3	75.72
50	C	Guy HEFFORD	Toyota MR2 Mk2	1:48.41	2	72.62
78	B	Rowland WOOLLEY	Toyota MR2 S	1:50.18	6	71.46

Weather / Track: Cloudy / Dry

Start Time : 16:47

Cadwell Park Full

10 Jul 10 17:03

Clerk of Course :

Time Issued :

17.20

Chief Timekeeper : Terry Stevens

THESE RESULTS REMAIN PROVISIONAL FOR A MINIMUM OF 30 MINUTES FROM THE TIME OF ISSUE AND UNTIL ALL JUDICIAL AND TECHNICAL MATTERS HAVE BEEN SETTLED

Results produced on HS Sports Timing and Results Systems. Results online at www.750MC.co.uk



Provisional Results - Race 10 - Final

Demon Tweeks / Yokohama Stock Hatch Championship

Pl	No	Cl	Name	Car	Laps	Time	Behind	MPH	Best Lap on	MPH
1	51		Matt DIGBY	Citroen Saxo VTR	8	14:28.00		72.56	1:46.83	2 73.70
2	66		Josh COOK	Citroen Saxo VTR	8	14:28.89	0.89	72.49	1:47.14	2 73.49
3	4		Terry ROUGHTON	Citroen Saxo VTR	8	14:33.38	5.38	72.12	1:47.59	2 73.18
4	92		Patrick FLETCHER	Citroen Saxo VTR	8	14:34.08	6.08	72.06	1:47.83	7 73.01
5	96		Joe FERGUSON	Citroen Saxo VTR	8	14:35.79	7.79	71.92	1:47.49	3 73.25
6	6		Martin WARD	Citroen Saxo VTR	8	14:36.87	8.87	71.83	1:47.64	6 73.14
7	21		Wayne HARRIS	Citroen Saxo VTR	8	14:38.86	10.86	71.67	1:48.07	3 72.85
8	8		Shaun HAGEN	Citroen Saxo VTR	8	14:39.88	11.88	71.58	1:48.16	3 72.79
9	20		Andrew FOLEY	Citroen Saxo VTR	8	14:41.10	13.10	71.49	1:48.17	3 72.79
10	1		Jeff HUMPHRIES	Peugeot 106 Rallye	8	14:43.22	15.22	71.31	1:47.68	4 73.12
11	91		Jon MAYBIN	Citroen C2	8	14:48.14	20.14	70.92	1:48.22	4 72.75
12	71		James MARSHALL	Citroen Saxo VTR	8	14:50.57	22.57	70.73	1:47.71	3 73.10
13	61		Trevor BUCKLEY	Citroen Saxo VTR	8	14:51.18	23.18	70.68	1:48.73	6 72.41
14	55		Rory COOPER	Citroen Saxo VTR	8	14:51.76	23.76	70.63	1:48.62	8 72.48
15	48		Carl KILBEY	Citroen Saxo VTR	8	14:59.33	31.33	70.04	1:48.98	4 72.24
16	101		Robbie BOON	Citroen Saxo VTR	8	15:01.22	33.22	69.89	1:49.32	5 72.02
17	9		Carl SWAN	Citroen Saxo VTR	8	15:01.72	33.72	69.85	1:48.64	4 72.47
18	47		Will SARGENT	Peugeot 106 XSi	8	15:03.14	35.14	69.74	1:49.51	8 71.89
19	53		Andrew TSANG	Peugeot 106 XSi	8	15:03.71	35.71	69.70	1:49.58	8 71.85
20	69		Joel SHIPTON	Citroen Saxo VTR	8	15:04.40	36.40	69.64	1:49.57	8 71.86
21	43		Terry BOTTING	Citroen Saxo VTR	8	15:06.10	38.10	69.51	1:48.63	6 72.48
22	42	B	Lee SCOTT	Ford Fiesta XR2i	8	15:06.75	38.75	69.46	1:49.06	8 72.19
23	16		Robert FOREMAN	Citroen Saxo VTR	8	15:10.57	42.57	69.17	1:50.37	5 71.33
24	10		Jake FARNDON	Citroen Saxo VTR	8	15:25.66	57.66	68.04	1:48.95	3 72.26
25	50		John GUDGEON	Peugeot 106 XSi	8	15:45.90	1:17.90	66.59	1:50.10	5 71.51

Not-Classified

22	Jason PELOSI	Citroen Saxo VTR	7	13:05.50	DNF	70.16	1:48.52	6	72.55
14	Tom MOLYNEUX	Peugeot 106 Rally	6	11:14.15	DNF	70.07	1:48.85	6	72.33
54	Maurice HAYDEN	Citroen Saxo VTR	1	2:01.77	DNF	64.66	1:57.80	1	66.84

Fastest Lap

51	Matt DIGBY	Citroen Saxo VTR					1:46.83	2	73.70
42	B Lee SCOTT	Ford Fiesta XR2i					1:49.06	8	72.19

All Drivers MUST SIGN ON AGAIN ON SUNDAY NO LATER THAN 10.15 SO THAT CORRECT GLIDS FOR HEAT / FINAL CAN BE PREPARED.

Weather / Track: Bright / Dry

Start Time : 17:08

Cadwell Park Full

10 Jul 10 17:23

Clerk of Course :

Lee Scott

Time Issued :

17.38

Chief Timekeeper : Terry Stevens

THESE RESULTS REMAIN PROVISIONAL FOR A MINIMUM OF 30 MINUTES FROM THE TIME OF ISSUE AND UNTIL ALL JUDICIAL AND TECHNICAL MATTERS HAVE BEEN SETTLED.

Results produced on HS Sports Timing and Results Systems. Results online at www.750MC.co.uk



Provisional Results - Race 11

Premier Choice Group 750 Formula Championship

Pl	No	Cl	Name	Car	Laps	Time	Behind	MPH	Best Lap on	MPH
1	55		Roger ROWE	Centaur Mk 20	9	15:28.92		76.28	1:41.18	8 77.81
2	4		Chris GOUGH	CGR2 Evo	9	15:30.53	1.61	76.15	1:41.26	7 77.75
3	71		Max SHEPPARD	Sheppard MS750/01	9	15:30.99	2.07	76.11	1:41.27	7 77.74
4	70	B	Guy SHEPPARD	ADR 3 GS	9	15:31.81	2.89	76.04	1:41.36	7 77.68
5	97		Nathaniel COOPER	Davis T7	9	15:49.94	21.02	74.59	1:40.73	6 78.16
6	27		Sue HARRIS	Darvi 5/97	9	16:22.30	53.38	72.14	1:46.41	7 73.99
7	17		Andrew LAKE	Darvi 91D	9	16:52.31	1:23.39	70.00	1:50.00	6 71.57
8	22	B	Andrew BOOTH	Centaur	9	17:01.15	1:32.23	69.39	1:50.13	9 71.49

Not-Classified

13			Rod HILL	Mystic T4/21	7	12:44.13	DNF	72.12	1:45.07	2 74.93
23	B		Paul COLLINS	Darvi Mk5	1	2:00.88	DNF	65.13	1:55.43	1 68.21

Non-Starters

1			Dave ROBSON	SDAR/83						
11	B		Paul MORRIS	Darvi 92J						
2			Mick HARRIS	Darvi 677						
7			Peter BOVE	ADR 750F						
88	B		Edward DOVE	BCR2						

Fastest Lap

97			Nathaniel COOPER	Davis T7				1:40.73	6 78.16
70	B		Guy SHEPPARD	ADR 3 GS				1:41.36	7 77.68

Weather / Track: Cloudy / Dry

Start Time : 17:36

Cadwell Park Full

10 Jul 10 17:53

Clerk of Course :

Time Issued :

Chief Timekeeper : Terry Stevens

--	--	--

THESE RESULTS REMAIN PROVISIONAL FOR A MINIMUM OF 30 MINUTES FROM THE TIME OF ISSUE AND UNTIL ALL JUDICIAL AND TECHNICAL MATTERS HAVE BEEN SETTLED

Results produced on HS Sports Timing and Results Systems. Results online at www.750MC.co.uk



Provisional Results - Race 12

750MC Kit Car Championship

Pl	No	Cl	Name	Car	Laps	Time	Behind	MPH	Best Lap on	MPH
1	53	A	Andy HILEY	Taydec Mk2	9	15:04.04		78.38	1:38.50	3 79.93
2	75	A	Matthew LEWIS	MNR Vortx	9	15:16.76	12.72	77.29	1:40.62	8 78.25
3	24	C	Guy HUSSEY	RAW Striker	9	15:17.66	13.62	77.22	1:40.03	6 78.71
4	6	A	Nigel BROWN	Sylva Phoenix	9	15:25.65	21.61	76.55	1:40.56	4 78.29
5	5	B	Ian KEMPSON	MK Indy	9	15:31.98	27.94	76.03	1:41.79	6 77.36
6	62	C	Peter HILEY	Taydec Mk2	9	15:32.01	27.97	76.03	1:41.61	5 77.48
7	82	C	Rob JOHNSTON	Cyana MX500R	9	15:38.06	34.02	75.54	1:41.40	6 77.64
8	9	C	Anton LANDON	Cyana MX500R	9	15:38.62	34.58	75.49	1:41.75	8 77.38
9	38	C	David CALDECOURT	Sylva Phoenix	9	15:41.65	37.61	75.25	1:41.17	5 77.82
10	25	C	Colin BENHAM	Stuart Taylor Phoenix	9	15:44.35	40.31	75.03	1:41.51	6 77.56
11	28	C	Paul ARBER	Sylva Striker	9	16:28.73	1:24.69	71.67	1:47.95	8 72.93

Non-Starters

39	C	Chris SCOPES	Fisher Fury
47	B	Bruce BROWN	Luego Velocity

Fastest Lap

53	A	Andy HILEY	Taydec Mk2	1:38.50	3	79.93
24	C	Guy HUSSEY	RAW Striker	1:40.03	6	78.71
5	B	Ian KEMPSON	MK Indy	1:41.79	6	77.35



Provisional Results - Race 12

750MC Allcomers

Pl	No	Cl	Name	Car	Laps	Time	Behind	MPH	Best Lap on	MPH
1	30		Neil PALMER	Raw Fulcrum	9	15:45.00	40.96	74.98	1:40.48	8 78.36
2	68		Adrian MOORE	Genesis Evo	9	16:12.55	1:08.51	72.86	1:42.04	6 77.16
3	44		Judi DERISLEY	Fisher Fury	9	16:26.69	1:22.65	71.81	1:44.17	5 75.58
4	83		Paul BLACKBURN	Lotus Exige	8	15:23.44	1 Lap	68.21	1:48.59	5 72.50
5	88		Mark TSANG	Ford Fiesta	8	15:49.67	1 Lap	66.32	1:52.83	4 69.78
6	2		Scott MITTELL	Locost	8	15:56.72	1 Lap	65.83	1:49.34	4 72.01
7	72		Karen WOOLLEY	Citroen Saxo	8	16:51.73	1 Lap	62.26	1:59.19	8 66.06

Not-Classified

16		James WALKER	Westfield	7	12:33.44	DNF	73.15	1:40.41	4	78.41
95		Richard STABLES	Radical PR6 Prosport	4	6:55.83	DNF	75.73	1:33.22	2	84.46
74		Matt CHERRINGTON	Locost	3	6:12.32	DNF	63.44	1:48.16	3	72.79

Non-Starters

15		Austen GREENWAY	Fisher Fury Fireblade
17		Doug CARTER	Genesis Evo
18		Robert GRANT	Fisher Fury
57		Andy WATERS	Lotus Exige
7		Paul STEELE	Radical SR3

Fastest Lap

95		Richard STABLES	Radical PR6 Prosport	1:33.22	2	84.46
----	--	-----------------	----------------------	---------	---	-------

Start Time : 18:02

Cadwell Park Full

10 Jul 10 18:19

Clerk of Course :

Time Issued :

Chief Timekeeper : Terry Stevens

18.25

THESE RESULTS REMAIN PROVISIONAL FOR A MINIMUM OF 30 MINUTES FROM THE TIME OF ISSUE AND UNTIL ALL JUDICIAL AND TECHNICAL MATTERS HAVE BEEN SETTLED

Results produced on HS Sports Timing and Results Systems. Results online at www.750MC.co.uk



Provisional Results - Race 13

750MC MR2 Championship

Pl	No	Cl	Name	Car	Laps	Time	Behind	MPH	Best Lap on	MPH
1	28	B	Zac CHAPMAN	Toyota MR2 Mk2	9	16:23.74		72.03	1:46.99	4 73.59
2	55	B	Andrei BGATOV	Toyota MR2 Mk2	9	16:24.76	1.02	71.96	1:46.70	4 73.79
3	50	B	Guy HEFFORD	Toyota MR2 Mk2	9	16:25.59	1.85	71.89	1:47.38	8 73.32
4	23	B	Jamos CROSS	Toyota MR2 Mk2	9	16:30.37	6.63	71.55	1:47.13	5 73.49
5	68	B	Alexander LENNON	Toyota MR2 Mk2	9	16:33.47	9.73	71.32	1:48.28	6 72.71
6	29	B	Paul HINSON	Toyota MR2 Mk2	9	16:36.45	12.71	71.11	1:48.38	6 72.84
7	77	B	John WILSON	Toyota MR2 Mk2	9	16:37.56	13.82	71.03	1:49.18	5 72.11
8	24	B	Paul HUTSON	Toyota MR2 Mk2	9	16:44.26	20.52	70.56	1:48.90	4 72.30
9	25	B	Clive MORPHETT	Toyota MR2 Mk2	9	16:44.55	20.81	70.54	1:48.88	4 72.31
10	37	B	Michael WELLS	Toyota MR2 Mk2	9	16:45.84	22.10	70.45	1:48.59	8 72.50
11	21	B	Ben ROWE	Toyota MR2 Mk1	9	16:51.23	27.49	70.07	1:49.98	2 71.59
12	26	B	Paul GRIMMETT	Toyota MR2 Mk2	9	16:54.71	30.97	69.83	1:49.72	3 71.76
13	99	B	Lee GAMBELL	Toyota MR2 Mk2	9	16:55.07	31.33	69.81	1:49.25	4 72.07
14	84	B	Barry WILLISHER	Toyota MR2 Mk2	9	17:13.26	49.52	68.58	1:52.48	6 69.99
15	67	B	Lee McKEE	Toyota MR2 Mk2	9	17:13.38	49.64	68.57	1:51.24	6 70.78
16	45	B	Robert WELLS	Toyota MR2 Mk2	9	17:14.38	50.64	68.50	1:51.02	6 70.92
17	51	B	Peter LEWIS	Toyota MR2 Mk2	9	17:20.65	56.91	68.09	1:52.79	6 69.80
18	44	B	Luke AUSTIN	Toyota MR2 Mk2	9	17:22.41	58.67	67.98	1:53.20	8 69.55
19	57	C	Toni GLADDING	Toyota MR2 Mk3	9	17:22.69	58.95	67.96	1:52.37	3 70.06
20	43	B	John THORNSBER	Toyota MR2 Mk2	9	17:23.81	1:00.07	67.88	1:52.93	6 69.72
21	88	C	Stuart NICHOLLS	Toyota MR2 Roadster	9	17:25.49	1:01.75	67.78	1:52.93	6 69.72
22	32	B	George HOUGHAM	Toyota MR2 Mk2	9	17:52.80	1:29.06	66.05	1:55.01	7 68.46
23	89	C	Michael NICHOLLS	Toyota MR2 Roadster	0	16:29.01	1 Lap	63.69	1:56.53	5 67.56
Not-Classified										
68	B	Steve LUMLEY	Toyota MR2 Mk2	8	14:32.55	DNF	72.19	1:46.74	4 73.76	
33	B	George ROBINSON	Toyota MR2 Mk2	6	10:56.66	DNF	71.94	1:46.43	4 73.98	
14	B	David ROWE	Toyota MR2 Mk1	5	10:13.66	DNF	64.15	1:57.02	4 67.28	
Non-Starters										
34	B	Jeff HOLDEN	Toyota MR2 Mk2							
64	B	Matthew MARSH	Toyota MR2 Mk2							
Fastest Lap										
33	B	George ROBINSON	Toyota MR2 Mk2					1:46.43	4 73.98	
57	C	Toni GLADDING	Toyota MR2 Mk3					1:52.37	3 70.06	

Weather / Track:

Start Time : 11:06

Cadwell Park Full

11 Jul 10 11:25

Clerk of Course :

Time Issued :

Chief Timekeeper : Terry Stovens

[Signature]

11.35

THESE RESULTS REMAIN PROVISIONAL FOR A MINIMUM OF 30 MINUTES FROM THE TIME OF ISSUE AND UNTIL ALL JUDICIAL AND TECHNICAL MATTERS HAVE BEEN SETTLED

Results produced on HS Sports Timing and Results Systems. Results online at www.750MC.co.uk



Provisional Results - Race 14 - Heat
Demon Tweaks / Yokohama Stock Hatch Championship

Pl	No	Cl	Name	Car	Laps	Time	Behind	MPH	Best Lap on	MPH
1	14		Tom MOLYNEUX	Peugeot 106 Rally	8	14:41.07		71.49	1:48.75	2 72.40
2	50		John GUDGEON	Peugeot 106 XSi	8	14:55.31	14.24	70.35	1:49.94	3 71.61
3	101		Robbie BOON	Citroen Saxo VTR	8	14:55.97	14.90	70.30	1:50.43	3 71.30
4	7		Andrew TIBBS	Citroen Saxo VTR	8	14:56.45	15.38	70.26	1:48.90	3 72.30
5	53		Andrew TSANG	Peugeot 106 XSi	8	14:57.16	16.09	70.21	1:49.93	5 71.62
6	28		Dan SUMMERS	Peugeot 106 Rallye	8	14:58.04	16.97	70.14	1:50.10	7 71.51
7	72		Jonathan WOOLLEY	Citroen Saxo VTR	8	14:59.01	17.94	70.06	1:49.79	7 71.71
8	17		Amy BARKER	Citroen Saxo VTR	8	15:03.42	22.35	69.72	1:50.56	4 71.21
9	82		Stuart WINDOW	Citroen Saxo VTR	8	15:08.86	27.79	69.30	1:50.59	6 71.19
10	84		Adam STOKES	Peugeot 106 XSi	8	15:29.17	48.10	67.79	1:52.69	3 69.87
11	52		Steve NOBLE	Ford Sport KA	8	15:29.89	48.82	67.73	1:51.65	8 70.52
12	62		Daniel SPENCER	Citroen Saxo VTR	8	15:30.53	49.46	67.69	1:51.98	5 70.30
13	58		Paul JARVIS	Citroen Saxo VTR	8	15:30.84	49.77	67.67	1:51.82	8 70.41
14	59	B	Daniel GIBSON	Ford Fiesta XR2	8	15:31.82	50.75	67.59	1:51.77	8 70.44
15	30		Nail TROTTER	MG Rover ZR	8	15:39.97	58.90	67.01	1:54.05	2 69.03
16	31	B	Alan DULY	Ford Fiesta XR2	8	15:50.03	1:08.96	66.30	1:54.82	8 68.57
17	38	B	Sarah NIBLETT	Peugeot 205 GTi	8	15:52.23	1:11.16	66.15	1:55.54	7 68.14
18	35	B	Mark WEBSTER	Ford Fiesta XR2	8	15:55.72	1:14.65	65.90	1:56.56	5 67.55
19	67	B	Matthew STUBINGTON	Peugeot 205 GTi	8	15:56.43	1:15.36	65.85	1:55.65	8 68.08
20	32		Geoff BLUFF	Citroen Saxo VTR	8	15:56.60	1:15.53	65.84	1:55.20	8 68.34
21	45	B	James LAWTON	Ford Fiesta XR2	8	15:57.61	1:16.54	65.77	1:55.04	8 68.44
22	23		Kirk DEWELL	Citroen Saxo VTR	8	15:57.95	1:16.88	65.75	1:52.60	7 69.92
23	78		Mark SHEARS	Citroen Saxo VTR	8	15:59.03	1:17.96	65.60	1:55.47	8 68.18

Not-Classified

46		Liam SARGENT	Peugeot 106 XSi	6	11:41.01	DNF	67.39	1:53.66	2 69.27
16		Robert FOREMAN	Citroen Saxo VTR	5	9:35.85	DNF	68.36	1:51.02	2 70.92
73	B	Russell HOLMAN	Ford Fiesta XR2	4	7:49.35	DNF	67.10	1:52.84	2 69.77
90	B	Martyn FOWDREY	Ford Fiesta XR2	3	5:55.70	DNF	68.40	1:51.35	2 70.71
74	B	Jack ADLARD	Peugeot 205 GTi	3	6:14.25	DNF	63.11	1:57.70	2 66.89

Fastest Lap

14		Tom MOLYNEUX	Peugeot 106 Rally					1:48.75	2 72.40
90	B	Martyn FOWDREY	Ford Fiesta XR2					1:51.35	2 70.71

Weather / Track: Bright / Dry

Start Time : 11:34

Cardwell Park Full

11 Jul 10 11:50

Clerk of Course :

Time Issued :

Chief Timekeeper : Terry Stevens

12.07

THESE RESULTS REMAIN PROVISIONAL FOR A MINIMUM OF 30 MINUTES FROM THE TIME OF ISSUE AND UNTIL ALL JUDICIAL AND TECHNICAL MATTERS HAVE BEEN SETTLED

Results produced on HS Sports Timing and Results Systems. Results online at www.750MC.co.uk



750MC Formula Vee Championship

Provisional Results - Race 15 (Amended)

Pl	No	Cl	Name	Car	Laps	Time	Behind	MPH	Best Lap on	MPH
1	3		Martin FARMER	GAC	9	14:57.62		78.94	1:37.88	6 80.44
2	10		Peter BELSEY	Spyder MK2	9	15:08.80	11.18	77.97	1:39.18	5 79.38
3	8		Paul TAYLOR	GAC	9	15:09.46	11.84	77.91	1:39.27	9 79.31
4	5		Declan McDONNELL	GAC 03	9	15:09.74	12.12	77.89	1:39.23	9 79.34
5	13		Steve OUGH	AHS Challenger	9	15:12.51	14.89	77.65	1:39.64	2 79.02
6	33		Ben ANDERSON	GAC 1	9	15:16.04	17.42	77.44	1:38.99	3 79.54
7	52		Dan BRIGHAM	AHS	9	15:15.27	17.65	77.42	1:39.19	9 79.37
8	18		Tim PROBERT	Storm SF1	9	15:23.64	26.02	76.72	1:40.24	4 78.54
9	14		Stephen GLASSWELL	Storm	9	15:24.00	26.38	76.69	1:40.57	8 78.29
10	31		Graham GANT	WEV	9	15:39.10	41.48	75.45	1:41.91	9 77.26
11	21		David TOWNROW	Leystone	9	15:39.43	41.81	75.43	1:38.81	5 79.68
12	39		Richard POTTERTON	Storm 2008	9	15:53.64	56.02	74.30	1:42.19	7 77.04
13	23	B	Ian JORDAN	Sheane	9	15:56.59	58.97	74.07	1:42.16	4 77.07
14	26		Peter ANDREWS	Sheane Mk2	8	14:59.86	1 Lap	69.99	1:50.20	7 71.44
15	88	B	Chris WILSHER	Sheane W4	8	15:34.08	1 Lap	67.43	1:54.14	8 68.98
16	29	B	Sam ENGINEER	Sheane Mk2	8	15:34.27	1 Lap	67.42	1:53.10	2 69.61

Not-Classified

53	Jenny ANDERSON	GAC 03	6	10:18.88	DNF	76.33	1:39.75	4	78.93
----	----------------	--------	---	----------	-----	-------	---------	---	-------

Exclusions

6	Dave HODKIN	AHS Dominator	Eligibility
---	-------------	---------------	-------------

Non-Starters

36	Mike HATTON	AHS Challenger
46	Tim HILL	AHS Challenger

Fastest Lap

3	Martin FARMER	GAC	1:37.88	6	80.44
23	B Ian JORDAN	Sheane	1:42.16	4	77.07

Weather / Track: Sunny / Dry

Start Time : 12:10

Cadwell Park Full

11 Jul 10 13:12

Clerk of Course :	Time Issued : 14.15	Chief Timekeeper : Terry Stevens
-------------------	---------------------	----------------------------------

THESE RESULTS REMAIN PROVISIONAL FOR A MINIMUM OF 30 MINUTES FROM THE TIME OF ISSUE AND UNTIL ALL JUDICIAL AND TECHNICAL MATTERS HAVE BEEN SETTLED.

Results produced on HS Sports Timing and Results Systems.



Provisional Results - Race 16

AB Performance RGB Championship

PI	No	CI	Name	Car	Laps	Time	Behind	MPH	Best Lap on	MPH
1	2	A	John CUTMORE	Spire GTR	9	14:38.02		80.70	1:35.07	3 82.81
2	5	B	Derek JONES	Fisher Fury	9	14:39.42	1.40	80.57	1:35.50	5 82.44
3	65	B	Duncan MARSHALL	STM Phoenix	9	14:46.11	8.09	79.97	1:35.99	6 82.02
4	21	B	Mathew GREEN	Spire GTR	9	14:47.95	9.93	79.80	1:37.15	9 81.04
5	28	A	Gary GOODYEAR	Raw Fulcrum	9	14:54.52	16.50	79.21	1:37.62	3 80.65
6	88	B	Richard WISE	AB Performance Sabre	9	14:59.58	21.56	78.77	1:38.61	4 79.84
7	3	C	Alastair BOULTON	Stuart Taylor Phoenix	9	15:02.27	24.25	78.53	1:38.32	3 80.08
8	25	C	Matt ROWE	Fisher Fury	9	15:08.28	30.26	78.01	1:37.59	6 80.68
9	63	C	Collin CHAPMAN	Fisher Fury	9	15:08.66	30.64	77.98	1:38.11	4 80.25
10	50	B	Tim HOVERD	Fisher Fury	9	15:24.78	46.76	76.62	1:38.73	6 79.74
11	7	A	Doug CARTER	Genesis Evo	9	15:32.68	54.66	75.97	1:39.33	2 79.26
12	16	A	James WALKER	Westfield Megabusa	9	15:33.36	55.34	75.92	1:41.13	5 77.85
13	41	B	Neil CONSTABLE-BERRY	BDN S3/2010	9	15:33.44	55.42	75.91	1:39.91	2 78.80
14	33	A	Bob MORTIMER	Fisher Fury	9	15:33.54	55.52	75.90	1:42.01	3 77.18
15	30	C	Neil PALMER	Raw Striker	9	15:33.81	55.79	75.88	1:40.21	9 78.57
16	15	C	Austen GREENWAY	Fisher Fury Fireblado	9	15:34.28	56.26	75.84	1:41.47	2 77.59
17	18	C	Robert GRANT	Fisher Fury	9	15:45.43	1:07.41	74.95	1:43.17	5 76.31
18	26	B	Andrew GRANT	Fisher Fury 04	9	15:48.33	1:10.31	74.72	1:39.54	2 79.10
19	22	C	Ben BUTLER	Westfield SE	9	15:48.45	1:10.43	74.71	1:41.10	7 77.88
20	44	B	Judi DERISLEY	Fisher Fury	9	16:14.41	1:36.39	72.72	1:43.54	3 76.04

Not-Classified

12	A	Paul ROGERS	Contour Cars RGB09	5	8:10.36	DNF	80.28	1:34.38	4 83.42
49	B	Tony GAUNT	Wolfe ZXR	3	5:13.81	DNF	75.27	1:39.99	2 78.74
77	C	Phil ALCOCK	Pulsar Blade	3	5:17.99	DNF	74.28	1:41.87	2 77.29

Non-Starters

23	A	Geoffrey MASON	Spire GTR
----	---	----------------	-----------

Fastest Lap

12	A	Paul ROGERS	Contour Cars RGB09	1:34.38	4 83.42 Rec
5	B	Derek JONES	Fisher Fury	1:35.50	5 82.44
25	C	Matt ROWE	Fisher Fury	1:37.59	6 80.68

Weather / Track: Sunny / Dry

Start Time : 12:35

Cadwell Park Full

11 Jul 10 12:51

Clerk of Course :

Time Issued :

13.15

Chief Timekeeper : Terry Stevens

THESE RESULTS REMAIN PROVISIONAL FOR A MINIMUM OF 30 MINUTES FROM THE TIME OF ISSUE AND UNTIL ALL JUDICIAL AND TECHNICAL MATTERS HAVE BEEN SETTLED

Results produced on HS Sports Timing and Results Systems. Results online at www.750MC.co.uk



Provisional Results - Race 17 - Heat

Demon Tweeks / Yokohama Locost Championship

Pl	No	Cl	Name	Car	Laps	Time	Behind	MPH	Best Lap on	MPH	
1	88	T	Nicholas MORLEY	Locost	11	20:33.97		70.18	1:49.02	7	72.22
2	8		James PINKERTON	Locost	11	20:34.68	0.71	70.14	1:49.85	11	71.67
3	3	T	Mathew GILMOUR	Locost	11	20:36.80	2.83	70.02	1:50.34	10	71.35
4	91		Max LEES	Locost	11	20:44.10	10.13	69.61	1:50.60	5	71.19
5	77		Nick SELBY	Locost	11	20:52.41	18.44	69.15	1:50.78	6	71.07
6	56	T	Patrick DUDLEY	Locost	11	21:00.12	26.15	68.73	1:51.97	7	70.32
7	69		Nik AVEYARD	Locost	11	21:00.54	26.57	68.70	1:52.22	4	70.16
8	61	T	Stuart SELLARS	Locost	11	21:06.44	32.47	68.38	1:51.23	4	70.78
9	33		Glenn BOYER	Locost	11	21:08.69	34.72	68.26	1:51.21	10	70.80
10	52		Richard LEE	Locost	11	21:09.27	35.30	68.23	1:52.29	4	70.11
11	74		Steven WELLS	Locost	11	21:11.10	37.13	68.13	1:51.27	5	70.76
12	73		Rob APSEY	Locost	11	21:14.26	40.29	67.97	1:51.23	7	70.78
13	54		David MORROW	Locost	11	21:19.25	45.28	67.70	1:52.71	5	69.85
14	14		Richard DIXON	Locost	11	21:19.42	45.45	67.69	1:52.58	8	69.93
15	67		Ernie GUSHLOW	Locost	11	21:22.18	48.21	67.55	1:51.76	4	70.45
16	38		Samuel GILL	Locost	11	21:23.04	49.07	67.50	1:52.59	10	69.93
17	60	T	Richard BRADLEY	Locost	11	21:25.87	51.90	67.35	1:52.22	6	70.16
18	68		Robert SINCLAIR	Locost	11	21:53.01	1:19.04	65.96	1:52.74	6	69.84
19	32		Shaun BRAME	Locost	11	21:59.04	1:25.07	65.66	1:54.54	10	68.74
20	58	T	John BUNCE	Locost	11	21:59.38	1:25.41	65.64	1:55.25	10	68.31
21	37		Barry STUART	Locost	11	22:04.40	1:30.43	65.39	1:56.57	10	67.54
22	36		Trevor FAUNCH	Locost	11	22:20.34	1:46.37	64.61	1:57.68	8	66.90
23	21		David BERRY	Locost	10	20:43.01	1 Lap	63.34	2:00.65	7	65.26

Not-Classified

72			Stephen KIMBER	Locost	8	15:06.61	DNF	69.47	1:50.92	4	70.98
59			Carl PICKERING	Locost	8	16:15.38	DNF	64.58	1:56.05	8	67.84
31			Adam KNIGHT	Locost	4	8:11.19	DNF	64.12	1:57.52	4	66.99
24			Lee BANKHURST	Locost	2	3:57.30	DNF	66.36	1:52.58	2	69.93
44			Campbell CASSIDY	Locost	0		Starter	0.00			

Fastest Lap

88	T		Nicholas MORLEY	Locost				1:49.02	7	72.22
8			James PINKERTON	Locost				1:49.85	11	71.67

Weather / Track:

Start Time : 13:37

Cadwell Park Full

11 Jul 10 14:00

Clerk of Course :

Time Issued :

Chief Timekeeper : Terry Stevens

THESE RESULTS REMAIN PROVISIONAL FOR A MINIMUM OF 30 MINUTES FROM THE TIME OF ISSUE AND UNTIL ALL JUDICIAL AND TECHNICAL MATTERS HAVE BEEN SETTLED

Results produced on HS Sports Timing and Results Systems. Results online at www.750MC.co.uk



Provisional Results - Race 18
750MC Formula 4 Championship

Pl	No	Cl	Name	Car	Laps	Time	Behind	MPH	Best Lap on	MPH
1	5	A	Bryn TOOTELL	Van Diemen RF06/09	10	14:58.46		87.63	1:28.29	9 89.17
2	7	A	Robbie WATTS	Van Dieman Raw 09	10	14:59.04	0.58	87.57	1:27.64	8 89.84
3	6	A	Malcolm SCOTT	Van Diemen RF00	10	15:14.64	16.18	86.08	1:29.35	7 88.12
4	3	A	Chris HODGEN	Van Diemen RF09	10	15:17.50	19.04	85.81	1:29.73	9 87.74
5	4	A	Andrew MINNETT	Van Diemen RF99	10	15:18.68	20.22	85.70	1:30.66	6 86.84
6	79	A	Oliver SIRRELL	Van Diemen RF97	10	15:19.75	21.29	85.60	1:30.59	4 86.91
7	31	A	Erwin SMIECH	Van Dieman RM06	10	15:40.42	41.96	83.72	1:32.00	2 85.58
8	83	C	Paul PRESGRAVES	Van Diemen RF98	10	16:21.11	1:22.65	80.25	1:35.53	8 82.42
9	25	C	James CHAPMAN	Van Diemen	9	15:12.92	1 Lap	77.82	1:39.10	3 79.45
10	33	A2	Paul YOUNG	Revelation	9	15:27.43	1 Lap	76.40	1:41.34	7 77.69
11	29	A	Mark COLLINSON	Van Diemen RF00	9	15:49.44	1 Lap	74.63	1:41.84	9 77.31

Not-Classified

88	A2	Michael FRYATT	Revelation 750	4	7:22.38	DNF	71.19	1:44.11	3 75.62
40	A2	David WOODSWORTH-DALE	Revelation 2009	0		Starter	0.00		

Non-Starters

76	A	Jennifer SCOTT	Van Diemen RF99						
----	---	----------------	-----------------	--	--	--	--	--	--

Fastest Lap

7	A	Robbie WATTS	Van Dieman Raw 09				1:27.64	8 89.84
83	C	Paul PRESGRAVES	Van Diemen RF98				1:35.53	8 82.42
33	A2	Paul YOUNG	Revelation				1:41.34	7 77.69 Rec

Weather / Track:

Start Time : 14:08

Cadwell Park Full

11 Jul 10 14:24

Clerk of Course :

Time Issued :

Chief Timekeeper : Torry Stevens

THESE RESULTS REMAIN PROVISIONAL FOR A MINIMUM OF 30 MINUTES FROM THE TIME OF ISSUE AND UNTIL ALL JUDICIAL AND TECHNICAL MATTERS HAVE BEEN SETTLED

Results produced on HS Sports Timing and Results Systems. Results online at www.750MC.co.uk



Provisional Results - Race 19
750MC Bike-Sports Championship

Pl	No	Cl	Name	Car	Laps	Time	Behind	MPH	Best Lap on	MPH
1	95	A2	Richard STABLES	Radical PR6 Prosport	13	19:22.77		88.02	1:27.41	12 90.07
2	25	A2	James BREAKELL	Radical PR6 Prosport	13	19:23.21	0.44	87.99	1:27.34	12 90.14
3	75	I	Paul STEELE	Radical SR3	13	19:58.04	35.27	85.43	1:28.36	3 89.10
4	11	A2	Stevs CAVE	JKS SRC10	13	20:07.25	44.48	84.78	1:31.35	12 86.19
5	74	A2	James ABBOTT	Radical PR6 Prosport	13	20:07.62	44.85	84.75	1:30.66	8 86.84
6	57	A2	Oliver COX	Radical SR4	13	20:50.79	1:28.02	81.83	1:33.85	13 83.89
7	27	C2	Joe JACKSON	Global GT	11	19:35.48	2 Laps	73.68	1:42.33	10 76.94
8	78	B2	Peter BROWN	Radical Clubsport	11	19:38.49	2 Laps	73.49	1:44.72	5 75.18

Non-Starters

21 C2 Kevin GOATER Kellforms Retoga

Fastest Lap

25	A2	James BREAKELL	Radical PR6 Prosport	1:27.34	12	90.14	Rec
75	I	Paul STEELE	Radical SR3	1:28.36	3	89.10	
27	C2	Joe JACKSON	Global GT	1:42.33	10	76.94	Rec
78	B2	Peter BROWN	Radical Clubsport	1:44.72	5	75.18	Rec

Weather / Track: Sunny / Dry

Start Time : 14:36

Cadwell Park Full

11 Jul 10 14:57

Clerk of Course :

Time issued :

Chief Timekeeper : Terry Stevens

15:30

THESE RESULTS REMAIN PROVISIONAL FOR A MINIMUM OF 30 MINUTES FROM THE TIME OF ISSUE AND UNTIL ALL JUDICIAL AND TECHNICAL MATTERS HAVE BEEN SETTLED

Results produced on HS Sports Timing and Results Systems. Results online at www.750MC.co.uk



Provisional Results - Race 20 - Final
Demon Tweaks / Yokohama Stock Hatch Championship

Pl	No	Cl	Name	Car	Laps	Time	Behind	MPH	Best Lap on	MPH
1	66		Josh COOK	Citroen Saxo VTR	9	16:13.00		72.83	1:47.08	8 73.54
2	51		Matt DIGBY	Citroen Saxo VTR	9	16:13.38	0.38	72.80	1:46.80	3 73.72
3	1		Jeff HUMPHRIES	Peugeot 106 Rallye	9	16:13.93	0.93	72.76	1:46.96	4 73.61
4	20		Andrew FOLEY	Citroen Saxo VTR	9	16:18.48	5.48	72.42	1:47.47	3 73.28
5	96		Jon FERGIJSON	Citroen Saxo VTR	9	16:19.36	6.36	72.35	1:47.15	7 73.48
6	91		Jon MAYBIN	Citroen C2	9	16:23.37	10.37	72.06	1:47.51	6 73.23
7	8		Martin WARD	Citroen Saxo VTR	9	16:26.12	13.12	71.86	1:47.87	3 72.99
8	4		Terry ROUGHTON	Citroen Saxo VTR	9	16:27.84	14.84	71.73	1:47.85	4 73.00
9	8		Shaun HAGEN	Citroen Saxo VTR	9	16:28.03	15.03	71.72	1:47.85	5 73.00
10	92		Patrick FLETCHER	Citroen Saxo VTR	9	16:29.90	16.90	71.58	1:47.93	4 72.95
11	22		Jason PELOSI	Citroen Saxo VTR	9	16:30.04	17.04	71.57	1:48.11	5 72.83
12	9		Carl SWAN	Citroen Saxo VTR	9	16:40.14	27.14	70.85	1:48.65	7 72.53
13	01		Trevor BUCKLEY	Citroen Saxo VTR	9	16:43.01	30.01	70.65	1:49.07	9 72.18
14	47		Will SARGENT	Peugeot 106 XSi	9	16:45.96	32.96	70.44	1:48.96	8 72.26
15	14		Tom MOLYNEUX	Peugeot 106 Rallye	9	16:47.71	34.71	70.32	1:48.12	9 72.82
16	42	B	Lee SCOTT	Ford Fiesta XR2i	9	16:50.18	37.18	70.14	1:48.89	9 72.30
17	48		Carl KILBEY	Citroen Saxo VTR	9	16:50.91	37.91	70.09	1:48.54	9 72.54
18	101		Robbie BOON	Citroen Saxo VTR	9	16:52.47	39.47	69.99	1:48.77	6 72.38
19	53		Andrew TSANG	Peugeot 106 XSi	9	16:53.51	40.51	69.91	1:49.53	7 71.88
20	43		Terry BOTTING	Citroen Saxo VTR	9	16:54.16	41.16	69.87	1:48.70	5 72.43
21	50		John GUDGEON	Peugeot 106 XSi	9	17:16.32	1:03.32	68.38	1:51.82	7 70.54

Not-Classified

56	Rory COOPER	Citroen Saxo VTR	8	14:48.73	DNF	70.87	1:48.36	3	72.66
10	Jake FARNDON	Citroen Saxo VTR	0		Starter	0.00			
21	Wayne HARRIS	Citroen Saxo VTR	0		Starter	0.00			
54	Maurice HAYDEN	Citroen Saxo VTR	0		Starter	0.00			
69	Joel SHIPTON	Citroen Saxo VTR	0		Starter	0.00			
71	James MARSHALL	Citroen Saxo VTR	0		Starter	0.00			

Exclusions

7	Andrew TIBBS	Citroen Saxo VTR	C1.1.5 - Contact							
---	--------------	------------------	------------------	--	--	--	--	--	--	--

Fastest Lap

51	Matt DIGBY	Citroen Saxo VTR					1:46.80	3	73.72
42	B Lee SCOTT	Ford Fiesta XR2i					1:48.89	9	72.30

Weather / Track: Sunny / Dry

Start Time : 15:06

Cadwell Park Full

11 Jul 10 16:19

Clerk of Course 	Time Issued : 16:23	Chief Timekeeper : Terry Stevens
---------------------	------------------------	----------------------------------

THESE RESULTS REMAIN PROVISIONAL FOR A MINIMUM OF 30 MINUTES FROM THE TIME OF ISSUE AND UNTIL ALL JUDICIAL AND TECHNICAL MATTERS HAVE BEEN SETTLED

Results produced on HS Sports Timing and Results Systems. Results online at www.750MC.co.uk



Provisional Results - Race 21

750MC MR2 Championship

Pl	No	Cl	Name	Car	Laps	Time	Behind	MPH	Best Lap on	MPH
1	28	B	Zac CHAPMAN	Toyota MR2 Mk2	8	14:38.51		71.70	1:47.05	2 73.55
2	58	B	Steve LUMLEY	Toyota MR2 Mk2	8	14:38.71	0.20	71.68	1:47.73	3 73.08
3	55	B	Andrei BGATOV	Toyota MR2 Mk2	8	14:39.01	0.50	71.66	1:47.71	3 73.10
4	33	B	George ROBINSON	Toyota MR2 Mk2	8	14:39.86	1.15	71.60	1:46.99	4 73.69
5	23	B	James CROSS	Toyota MR2 Mk2	8	14:40.52	2.01	71.53	1:47.46	3 73.27
6	50	B	Guy HEFFORD	Toyota MR2 Mk2	8	14:40.68	2.17	71.52	1:47.53	3 73.22
7	68	B	Alexander LENNON	Toyota MR2 Mk2	8	14:43.20	4.69	71.32	1:48.18	7 72.78
8	24	B	Paul HUTSON	Toyota MR2 Mk2	8	14:47.79	9.28	70.95	1:48.93	7 72.28
9	29	B	Paul HINSON	Toyota MR2 Mk2	8	14:50.02	11.51	70.77	1:48.42	7 72.62
10	37	B	Michael WELLS	Toyota MR2 Mk2	8	14:50.87	12.36	70.70	1:48.31	6 72.69
11	77	B	John WILSON	Toyota MR2 Mk2	8	14:58.67	18.16	70.24	1:49.40	5 71.97
12	25	B	Clive MORPHETT	Toyota MR2 Mk2	8	14:58.92	18.41	70.22	1:49.44	3 71.94
13	26	B	Paul GRIMMETT	Toyota MR2 Mk2	8	15:15.24	36.73	68.82	1:50.76	4 71.08
14	99	B	Lee GAMBELL	Toyota MR2 Mk2	8	15:17.28	38.77	68.67	1:49.20	6 72.10
15	67	B	Lee McKEE	Toyota MR2 Mk2	8	15:21.58	43.07	68.35	1:51.10	7 70.87
16	51	B	Peter LEWIS	Toyota MR2 Mk2	8	15:31.89	53.38	67.60	1:52.77	5 69.82
17	43	B	John THORNBUR	Toyota MR2 Mk2	8	15:33.78	55.27	67.45	1:52.69	5 69.87
18	34	B	Jeff HOLDEN	Toyota MR2 Mk2	8	15:34.28	55.77	67.42	1:52.51	7 69.98
19	88	C	Stuart NICHOLLS	Toyota MR2 Roadster	8	15:35.18	56.67	67.35	1:52.74	6 69.84
20	57	C	Toni GLADDING	Toyota MR2 Mk3	8	15:35.46	56.95	67.33	1:53.19	6 69.56
21	45	B	Robert WELLS	Toyota MR2 Mk2	8	15:40.53	1:02.02	66.97	1:51.79	5 70.43
22	84	B	Barry WILLSHER	Toyota MR2 Mk2	8	15:42.56	1:04.05	66.82	1:51.74	3 70.46
23	32	B	George HOUGHAM	Toyota MR2 Mk2	8	15:55.82	1:17.31	65.90	1:55.55	7 68.14
24	89	C	Michael NICHOLLS	Toyota MR2 Roadster	8	16:00.70	1:22.19	65.56	1:55.75	8 68.02

Not-Classified

21	B	Ben ROWE	Toyota MR2 Mk1	5	9:34.41	DNF	68.53	1:49.78	5	71.72
14	B	David ROWE*** No transponder	Toyota MR2 Mk1	1	2:13.84	DNF	58.83	2:05.54	1	62.71

Non-Starters

44	B	Luke AUSTIN	Toyota MR2 Mk2
64	B	Matthew MARSH	Toyota MR2 Mk2

Fastest Lap

33	B	George ROBINSON	Toyota MR2 Mk2	1:46.99	4	73.59
88	C	Stuart NICHOLLS	Toyota MR2 Roadster	1:52.74	6	69.84

Weather / Track: Bright / Dry

Start Time : 15:45

Cadwell Park Full

11 Jul 10 16:01

Clerk of Course

Time Issued :

Chief Timekeeper : Terry Stevens

THESE RESULTS REMAIN PROVISIONAL FOR A MINIMUM OF 30 MINUTES FROM THE TIME OF ISSUE AND UNTIL ALL JUDICIAL AND TECHNICAL MATTERS HAVE BEEN SETTLED

Results produced on HS Sports Timing and Results Systems. Results online at www.750MC.co.uk



Provisional Results - Race 22 - Final

Demon Tweeks / Yokohama Locost Championship

Pl	No	Cl	Name	Car	Laps	Time	Behind	MPH	Best Lap on	MPH
1	2		Scott MITTELL	Locost	11	20:08.99		71.63	1:48.19	4 72.77
2	51		Matt CHERRINGTON	Locost	11	20:10.92	1.93	71.52	1:48.38	3 72.64
3	88	T	Nicholas MORLEY	Locost	11	20:13.35	4.36	71.38	1:47.80	3 73.04
4	27		Alex VON EHRHEIM	Locost	11	20:14.53	5.54	71.31	1:48.35	4 72.66
5	28		David BLACK	Locost	11	20:16.24	7.25	71.21	1:48.32	5 72.68
6	16		Victoria PICKLES	Locost	11	20:26.76	17.77	70.60	1:49.45	7 71.93
7	11	T	Lynfel OWEN	Locost	11	20:27.56	18.57	70.55	1:48.41	4 72.62
8	8		James PINKERTON	Locost	11	20:28.98	19.99	70.47	1:49.65	6 71.80
9	17		Mark GLOVER	Locost	11	20:29.65	20.66	70.43	1:48.77	5 72.38
10	3	T	Mathew GILMOUR	Locost	11	20:34.52	25.53	70.15	1:49.07	3 72.18
11	70		Sian STAFFORD	Locost	11	20:35.31	26.32	70.11	1:49.93	3 71.62
12	39		Steve EVANS	Locost	11	20:36.19	27.20	70.06	1:49.88	4 71.65
13	33		Glenn BOYER	Locost	11	20:37.81	28.82	69.97	1:49.67	4 71.79
14	77		Nick SELBY	Locost	11	20:45.16	36.17	69.55	1:50.70	4 71.12
15	22		James McALLISTER	Locost	11	20:48.85	39.86	69.35	1:49.38	5 71.98
16	91		Max LEES	Locost	11	20:51.20	42.21	69.22	1:50.73	4 71.10
17	56	T	Patrick DUDLEY	Locost	11	20:51.30	42.31	69.21	1:50.23	3 71.43
18	69		Nik AVEYARD	Locost	11	20:54.90	45.91	69.01	1:50.96	4 70.96
19	74		Steven WELLS	Locost	11	21:02.34	53.35	68.61	1:51.79	4 70.43
20	54		David MORROW	Locost	11	21:07.38	58.39	68.33	1:52.46	3 70.01
21	52		Richard LEE	Locost	11	21:17.68	1:08.69	67.78	1:52.80	3 69.80
22	14		Richard DIXON	Locost	11	22:09.80	2:00.81	65.13	1:51.96	3 70.32
Not-Classified										
	5		Gary CORKHILL	Locost	7	13:12.26	DNF	69.56	1:50.33	4 71.36
	4		Tom COLLER	Locost	5	9:15.87	DNF	70.82	1:48.58	3 72.51
	40		Paul BRYANT	Locost	5	9:23.89	DNF	69.81	1:49.82	4 71.69
	61	T	Stuart SELLARS	Locost	5	9:44.54	DNF	67.35	1:50.45	3 71.28
	43	T	Simon WOOD	Locost	3	5:48.71	DNF	67.73	1:51.27	2 70.76
	73		Rob APSEY	Locost	0		Starter	0.00		
Fastest Lap										
	88	T	Nicholas MORLEY	Locost					1:47.80	3 73.04
	2		Scott MITTELL	Locost					1:48.19	4 72.77

Weather / Track: Bright / Dry

Start Time : 16:10

Cadwell Park Full

11 Jul 10 16:32

Clerk of Course:

Time Issued :

Chief Timekeeper : Terry Stevens

16.36

THESE RESULTS REMAIN PROVISIONAL FOR A MINIMUM OF 30 MINUTES FROM THE TIME OF ISSUE AND UNTIL ALL JUDICIAL AND TECHNICAL MATTERS HAVE BEEN SETTLED

Results produced on HS Sports Timing and Results Systems. Results online at www.750MC.co.uk



Provisional Results - Race 23

750MC Formula 4 Championship

Pl	No	Cl	Name	Car	Laps	Time	Behind	MPH	Best Lap on	MPH
1	6	A	Malcolm SCOTT	Van Diemen RF00	10	15:19.96		85.58	1:29.21	7 88.25
2	4	A	Andrew MINNETT	Van Diemen RF99	10	15:20.21	0.25	85.50	1:30.26	6 87.23
3	79	A	Oliver SIRRELL	Van Diemen RF97	10	15:22.94	2.98	85.31	1:29.87	9 87.61
4	31	A	Erwin SMJECH	Van Diemen RM06	10	15:35.56	15.60	84.15	1:31.50	6 86.05
5	76	A	Jennifer SCOTT	Van Diemen RF99	10	16:12.78	52.82	80.94	1:34.52	9 83.30
6	83	C	Paul PRESGRAVES	Van Diemen RF98	10	16:19.00	59.04	80.42	1:35.36	10 82.56
7	25	C	James CHAPMAN	Van Diemen	10	16:33.93	1:13.97	79.21	1:36.60	7 81.50
8	29	A	Mark COLLINSON	Van Diemen RF00	9	15:20.28	1 Lap	77.00	1:38.46	3 79.96
9	33	A2	Paul YOUNG	Revelation	9	15:21.67	1 Lap	76.88	1:40.31	6 78.49
10	40	A2	David WOODSWORTH-DALE	Revelation 2009	9	16:13.04	1 Lap	72.82	1:44.80	9 75.13

Not-Classified

5	A	Bryn TOOTELL	Van Diemen RF06/09	5	7:40.53	DNF	85.48	1:28.77	3 88.69
7	A	Robbie WATTS	Van Diemen Raw 09	3	4:44.89	DNF	82.91	1:31.16	2 86.37

Non-Starters

3	A	Chris HODGEN	Van Diemen RF09
88	A2	Michael FRYATT	Revelation 750

Fastest Lap

5	A	Bryn TOOTELL	Van Diemen RF06/09	1:28.77	3 88.69
83	C	Paul PRESGRAVES	Van Diemen RF98	1:35.36	10 82.56
33	A2	Paul YOUNG	Revelation	1:40.31	6 78.49 <small>Rec</small>

Weather / Track: Bright / Dry

Start Time : 16:48

Cadwell Park Furl

11 Jul 10 17:04

Clerk of Course

Time Issued :

Chief Timekeeper : Terry Stevens

THESE RESULTS REMAIN PROVISIONAL FOR A MINIMUM OF 30 MINUTES FROM THE TIME OF ISSUE AND UNTIL ALL JUDICIAL AND TECHNICAL MATTERS HAVE BEEN SETTLED

Results produced on HS Sports Timing and Results Systems. Results online at www.750MC.co.uk



Provisional Results - Race 24
750MC Bike-Sports Championship

Pl	No	Cl	Name	Car	Laps	Time	Behind	MPH	Best Lap on	MPH
1	25	A2	James BREAKELL	Radical PR6 Prosport	14	20:41.54		88.78	1:27.63	5 89.85
2	95	A2	Richard STABLES	Radical PR6 Prosport	14	20:57.71	16.17	87.64	1:28.55	12 88.91
3	74	A2	James ABBOTT	Radical PR6 Prosport	14	21:20.63	39.09	86.07	1:27.86	11 89.61
4	11	A2	Steve CAVE	JKS SRC10	14	21:35.68	54.14	85.07	1:31.18	5 86.35
5	57	A2	Oliver COX	Radical SR4	13	21:03.09	1 Lap	81.03	1:33.17	10 84.50
6	27	C2	Joe JACKSON	Global GT	13	21:40.79	1 Lap	78.68	1:36.49	10 81.60
7	78	B2	Peter BROWN	Radical Clubsport	12	21:04.93	2 Laps	74.69	1:41.89	12 77.27

Non-Starters

21	C2	Kevin GOATER	Kellforms Retoga
75	I	Paul STEELE	Radical SR3

Fastest Lap

25	A2	James BREAKELL	Radical PR6 Prosport	1:27.63	5	89.85
27	C2	Joe JACKSON	Global GT	1:36.49	10	81.60 Rec
78	B2	Peter BROWN	Radical Clubsport	1:41.89	12	77.27 Rec

Weather / Track: Bright / Dry

Start Time : 17:14

Cadwell Park Full

11 Jul 10 17:35

Clerk of Course:

Time Issued :

17.35

Chief Timekeeper : Terry Stevens

THESE RESULTS REMAIN PROVISIONAL FOR A MINIMUM OF 30 MINUTES FROM THE TIME OF ISSUE AND UNTIL ALL JUDICIAL AND TECHNICAL MATTERS HAVE BEEN SETTLED

Results produced on HS Sports Timing and Results Systems. Results online at www.750MC.co.uk