

Programme Amendments

Silverstone

28 - 29 Aug 2010

Please add the following

Formula	No	Cls	Driver	Car
750 Formula	88	B	Edward Dove	BCR2
750 Trophy	4	A	John Skeavington	Austin Ulster
Allcomers	11		Steve Cave	JKS SRC10
	50		Tim Hoverd	Fisher Fury
	67		Lee Mckee	Toyota MR2
Bike-Sports	62	C2	Lewis Shelley	Globel GT
Formula 4	1	A	Jonathan Weston-Taylor	Mygale US 2000
	22	A	Daniel Hands	Renault RC98
Locost	26		Declan McDonnell	Locost
MR2 Super GT	23	B	Rob Horsfield	Toyota MR2 MK2
RGB	18	C	Robert Grant	Fisher fury
SAXMAX	55		Jordan Annelis	Saxo
SR>	27	D	Roger Hamilton	Ginetta G20
	82	I	Andrew Riley	MGB V8
Stock Hatch	60		Tom Simpson	Citroen Saxo

Please delete the following

Formula	No	Cls	Driver	Car
Kit Cars	47	B	Bruce Brown	Luego Velocity
SR>	7	C	Graham Cowell	1963 Bobsy SR2



P1 - Provisional Qualifying Times for Race 1

750MC Allcomers

Pl	No	Cl	Name	Car	Laps	Time on Lap	Behind	MPH
1	68		Tim GRAY	Radical SR4	12	58.88	5	100.21
2	11		Steve CAVE	JKS SRC10	12	1:00.19	9	98.03
3	10		Philip HART	Van Diemen S2000	13	1:01.61	8	95.77
4	8		Marcus BICKNELL	Mallock Mk26	13	1:03.44	8	93.01
5	18		Paul SPENCER	ProSport LM3000	13	1:04.21	13	91.89
6	14		Arthur DICKENS	Mallock Mk29	7	1:04.94	7	90.86
7	171		Doug CARTER	Genesis Evo	13	1:05.05	12	90.71
8	50		Tim HOVERD	Fisher Fury	13	1:05.38	13	90.25
9	66		Adrian TERRY	Genesis RR	7	1:05.65	5	89.88
10	15		Austen GREENWAY	Fisher Fury Fireblade	13	1:07.04	7	88.01
11	52		Daniel BROMILOW	Fisher Fury	12	1:08.17	5	86.55
12	25		Colin BENHAM	Stuart Taylor Pheonix	12	1:09.26	12	85.19
13	34		Sammland MARK	Fisher Fury	12	1:09.37	5	85.06
14	64		Tony CARPENTER	Stuart Taylor Pheonix	12	1:10.39	10	83.82
15	44		Judi DERISLEY	Fisher Fury	12	1:10.68	5	83.48
16	4		Campbell CASSIDY/NO TRANSPONDER	Lotus Europa	11	1:11.65	11	82.35
17	23		Patrick MORTELL	BMW Z3	12	1:12.20	8	81.72
18	77		John WILSON	Toyota MR2 Mk2	12	1:12.30	11	81.61
19	67		Lee McKEE	Toyota MR2 Mk2	12	1:13.10	10	80.72
20	88		Mark TSANG	Ford Fiesta	11	1:13.14	9	80.67
21	7		Simon ARIS	Toyota MR2 Roadster	1	1:13.99	1	79.75
22	1		John HEMMING	Vauxhall Nova GSi	11	1:14.83	5	78.85
23	17		Graham PADDICK	Kougar Jaguar	8	1:15.79	5	77.85
24	35		Ian FEATHERSTONE	Mini Saloon	11	1:18.21	10	75.44
25	71		Tony WELSH	Alfa Romeo	10	1:20.39	9	73.40

No 4 - No transponder signal detected

Weather / Track:

Start Time : 09:01

Silverstone National

28 Aug 10 09:25

Clerk of Course : 	Time Issued :	Chief Timekeeper : Terry Stovens 
--	---------------	---

THESE RESULTS REMAIN PROVISIONAL FOR A MINIMUM OF 30 MINUTES FROM THE TIME OF ISSUE AND UNTIL ALL JUDICIAL AND TECHNICAL MATTERS HAVE BEEN SETTLED.

Results produced on HS Sports Timing and Results Systems. Results online at www.750MC.co.uk



P3 - Provisional Qualifying Times for Race 2

Premier Choice Group 750 Formula Championship

Pl	No	Cl	Name	Car	Laps	Time on Lap	Behind	MPH
1	1		Dave ROBSON	SDAR/83	13	1:07.63	12	87.25
2	2		Mick HARRIS	Darvi 877	13	1:07.80	12	0.17 87.03
3	42		Martin KEMP	Racekits Falcon	13	1:08.21	11	0.58 86.50
4	7		Peter BOVE	ADR 750F	13	1:08.24	7	0.61 86.47
5	71		Max SHEPPARD	Sheppard MS750/01	13	1:08.32	11	0.69 86.36
6	55		Roger ROWE	Centaur Mk 20	11	1:08.36	9	0.73 86.31
7	5		Bill RUTTER	Darvi Mk5	13	1:08.38	8	0.75 86.29
8	6		Bob SIMPSON	SS/F	13	1:08.43	8	0.80 86.23
9	85	B	Robin GEARING	Darvi	13	1:08.48	7	0.85 86.16
10	4		Chris GOUGH	CGR2 Evo	13	1:08.57	10	0.94 86.05
11	13		Rod HILL	Mystic T4/21	13	1:08.62	11	0.99 85.99
12	21	B	Huw DAVIES	Phasar Fire	12	1:11.69	10	4.06 82.30
13	27		Sue HARRIS	Darvi 5/97	12	1:11.75	9	4.12 82.24
14	23	B	Paul COLLINS	Darvi Mk5	12	1:11.88	10	4.25 82.09
15	77	B	Dick HARTLE/TRANSPONDER	Tristesse Mk7	12	1:11.89	10	4.26 82.08
16	17	B	Andrew LAKE	Darvi 91D	12	1:12.21	9	4.58 81.71
17	72	B	Nige COWLEY	Cowley	12	1:12.57	10	4.94 81.31
18	36	B	Nigel HARVEY	PC Special	8	1:14.48	4	6.85 79.22
19	37	B	Tony BRAZIER	BFS	10	1:23.71	8	16.08 70.49

Not-Seen

88 B Edward DOVE BCR2

No 77 - Transponder stopped working

Weather / Track: Bright / Dry

Start Time : 09:42

Silverstone National

28 Aug 10 09:59

Clerk of Course : <i>A S G</i> 10.00	Time Issued :	Chief Timekeeper : Terry Stevens
---	---------------	----------------------------------

THESE RESULTS REMAIN PROVISIONAL FOR A MINIMUM OF 30 MINUTES FROM THE TIME OF ISSUE AND UNTIL ALL JUDICIAL AND TECHNICAL MATTERS HAVE BEEN SETTLED.

Results produced on HS Sports Timing and Results Systems. Results online at www.750MC.co.uk



P4 - Provisional Qualifying Times for Race 3

750MC Kit Car Championship & SR> Challenge

Pl	No	Cl	Name	Car	Laps	Time on Lap	Behind	MPH
1	65	SRA	Cheng LIM	RAM SC Cobra	12	1:02.84	5	93.90
2	26	SRA	Clinton DORRELL	Cobra GD 427	14	1:03.68	3	92.66
3	1	SRB	Mark HOBBS	Crossle 9S	13	1:04.67	10	91.24
4	22	KA	Clive HUDSON	Eclipse SM1 2009	11	1:04.89	6	90.93
5	75	KA	Matthew LEWIS	MNR Vortex	13	1:05.35	8	90.29
6	53	KA	Andy HILEY	Taydec Mk2	11	1:05.91	8	89.52
7	8	KA	John MOORE	Sylva Phoenix	14	1:06.19	12	89.14
8	36	KC	Darryl BECKWITH	Procomp LA Gold	13	1:06.33	10	88.96
9	42	SRB	John TAYLOR	Crossle 9S	9	1:06.37	6	88.90
10	23	SRB	Ken CULVERWELL	Lotus 23 Mamba	13	1:06.70	8	88.46
11	10	SRB	Garry WILSON	Crossle 9S	13	1:06.94	8	88.14
12	9	KC	Anton LANDON	Cyana MX500R	13	1:07.27	8	87.71
13	24	KC	Guy HUSSEY	RAW Striker	13	1:07.36	13	87.60
14	38	KC	David CALDECOURT	Sylva Phoenix	11	1:07.40	10	87.54
15	21	KC	Stephen LANSLEY	Procomp La Gold	10	1:07.43	4	87.50
16	6	KA	Nigel BROWN	Sylva Phoenix	13	1:07.52	10	87.39
17	31	SRC	Barry SHEPPARD	Nomad 1A	13	1:08.17	8	86.55
18	25	KC	Colln BENHAM	Stuart Taylor Phoenix	13	1:08.35	4	86.33
19	5	KB	Ian KEMPSON	MK Indy	13	1:08.40	7	86.26
20	29	SRC	John SUCKLING	Taydec Mk2	13	1:08.42	8	86.24
21	27	SRD	Roger HAMILTON	Ginetta G20	12	1:09.95	7	84.35
22	2	KC	Martin TYMAN	Taydec	9	1:10.13	6	84.14
23	41	SRD	Paul RICHARDSON	Ginetta G20	12	1:12.18	11	81.75
24	17	SRC	Graham PADDICK	Kougar Jaguar	12	1:13.48	3	80.30
25	82	SRI	Andrew RILEY	MGB V8	11	1:16.41	5	77.22
26	40	SRD	Charles BEST	Westfield Eleven	11	1:19.38	6	74.33
27	70	SRD	Mick MORGAN	Ginetta G20	11	1:20.23	9	73.54
28	13	SRD	Max MORGAN	Ginetta G20	10	1:21.93	8	72.02
29	19	SRD	John MORGAN	Davrian Mk8	7	1:22.97	5	71.11

Weather / Track: Bright / Dry

Start Time : 10:06

Silverstone National

28 Aug 10 10:22

Clerk of Course : 	Time Issued :	Chief Timekeeper : Terry Stevens 
--	---------------	---

THESE RESULTS REMAIN PROVISIONAL FOR A MINIMUM OF 30 MINUTES FROM THE TIME OF ISSUE AND UNTIL ALL JUDICIAL AND TECHNICAL MATTERS HAVE BEEN SETTLED.

Results produced on HS Sports Timing and Results Systems. Results online at www.750MC.co.uk



P5 - Provisonal Qualifying Times for Races 4 & 9

Haggis Memorial Trophy & Arthur Mallock Challenge

Pl	No	Cl	Name	Car	Laps	Time on Lap	Behind	MPH
1	30		John HARRISON	Mallock Mk21	8	59.62	8	98.97
2	4		Steven CHAPLIN	Phantom P79	8	59.75	7	98.75
3	34		Antony DENHAM	Doris CKM	13	1:00.57	13	97.41
4	12		Malcolm JACKSON	Mallock Mk21	14	1:00.90	14	96.89
5	2		Jonathan HAIR	Mallock Mk36 Beagle	13	1:01.65	9	95.71
6	38		Bob CROZIER	Mallock Mk11	14	1:01.75	14	95.55
7	18		Ray MALLOCK	Mallock U2	7	1:01.99	7	95.18
8	3		Mike HICKSON	Mallock Mk20B	13	1:02.12	7	94.98
9	90		Jared WOOD	Battern Mk1	13	1:02.97	13	93.70
10	17		Mike EVANS	Rage Mk1	12	1:03.42	10	93.04
11	65		Richard GILMOUR	Mallock	13	1:03.89	13	92.35
12	5		Gavin CHILDS	Gryphon C73/75	13	1:04.11	12	92.04
13	8		Steve EVERSON	Mallock Mk26 SG EB	13	1:04.43	7	91.58
14	25		Garry DIVER	Dart	12	1:07.24	11	87.75
15	89		Alan DAVENPORT	Mallock Mk18	13	1:07.56	12	87.34
16	55		Tony HARMAN	Haggispeed Mk10	12	1:10.15	11	84.11
17	42		Morris HART	Mallock Mk20	7	1:10.67	7	83.49
18	60		Brian HUNTER	Mallock Mk16	12	1:12.39	12	81.51
19	83		Adrian LESTER	Mallock Mk35	1	2:35.31	1	37.99

Not-Seen

23 Peter BURNHAM Mallock Mk20/21

Weather / Track: Cloudy / Dry

Start Time : 10:30

Silverstone National

28 Aug 10 10:46

Clerk of Course :  10-49	Time Issued :	Chief Timekeeper : Terry Stevens 
--	---------------	---

THESE RESULTS REMAIN PROVISIONAL FOR A MINIMUM OF 30 MINUTES FROM THE TIME OF ISSUE AND UNTIL ALL JUDICIAL AND TECHNICAL MATTERS HAVE BEEN SETTLED.

Results produced on HS Sports Timing and Results Systems. Results online at www.750MC.co.uk



P6 - Provisional Qualifying Times for Race 5

Demon Tweeks / Yokohama Locost Championship

Pl	No	Cl	Name	Car	Laps	Time on Lap	Behind	MPH
1	4		Tom COLLER	Locost	12	1:13.86	10	79.89
2	27		Alex VON EHRHEIM	Locost	7	1:13.99	5	79.75
3	2		Scott MITTELL	Locost	12	1:13.99	12	79.75
4	28		David BLACK	Locost	12	1:14.14	10	79.58
5	17		Mark GLOVER	Locost	12	1:14.21	11	79.51
6	11		Lynfel OWEN	Locost	12	1:14.33	6	79.38
7	70		Sian STAFFORD	Locost	12	1:14.34	12	79.37
8	6		Richard JENKINS	Locost	12	1:14.49	10	79.21
9	16		Victoria PICKLES	Locost	12	1:14.76	11	78.92
10	8		James PINKERTON	Locost	12	1:14.90	9	78.78
11	24		Lee BANKHURST	Locost	12	1:15.30	11	78.36
12	56	T	Dougle HANNAH	Locost	12	1:15.36	11	78.30
13	82		David BOUCHER	Locost	12	1:15.37	10	78.29
14	31		Adam KNIGHT	Locost	12	1:15.42	7	78.23
15	5		Gary CORKHILL	Locost	12	1:15.51	4	78.14
16	60	T	Richard BRADLEY	Locost	12	1:15.54	10	78.11
17	26		Declan McDONNELL	Locost	12	1:15.63	10	78.02
18	73		Rob APSEY	Locost	11	1:16.00	9	77.64
19	32		Shaun BRAME	Locost	11	1:16.01	5	77.63
20	44		Campbell CASSIDY	Locost	6	1:16.01	6	77.63
21	77		Nick SELBY	Locost	11	1:16.29	9	77.34
22	29		Robert KERKHOVEN	Locost	8	1:16.36	4	77.27
23	54		David MORROW	Locost	11	1:16.58	7	77.05
24	38		Samuel GILL	Locost	11	1:16.89	9	76.74
25	67		Ernie GUSHLOW	Locost	11	1:16.90	3	76.73
26	21		David BERRY	Locost	12	1:16.97	9	76.66
27	63		James MILLMAN	Locost	11	1:17.15	9	76.48
28	61	T	Chris SELLARS	Locost	12	1:17.16	5	76.47
29	52		Richard LEE	Locost	11	1:17.45	3	76.18
30	59		Carl PICKERING	Locost	11	1:17.81	11	75.83
31	30	T	Kevin WERNHAM	Locost	11	1:18.46	6	75.20
32	58	T	John BUNCE	Locost	11	1:18.62	9	75.05
33	36		Trevor FAUNCH	Locost	11	1:18.91	9	74.77
34	37		Barry STUART	Locost	11	1:19.25	8	74.45
35	35		Sean GRAHAM	Locost	2	1:23.76	2	70.44

Not-Seen

71 Jason GIBBONS Locost

Weather / Track: Bright / Dry

Start Time : 10:54

Silverstone National

28 Aug 10 11:15

Clerk of Course : 	Time Issued :	Chief Timekeeper : Terry Stevens 
--	---------------	---

THESE RESULTS REMAIN PROVISIONAL FOR A MINIMUM OF 30 MINUTES FROM THE TIME OF ISSUE AND UNTIL ALL JUDICIAL AND TECHNICAL MATTERS HAVE BEEN SETTLED

Results produced on HS Sports Timing and Results Systems. Results online at www.750MC.co.uk



P7 - Provisional Qualifying Times for Race 6

750MC MR2 Super GT Series

Pl	No	Cl	Name	Car	Laps	Time on Lap	Behind	MPH
1	95	A	Anthony DAY	Toyota MR2 Mk2	6	1:09.19	2	85.28
2	2	A	Simon PHILLIPS	Toyota MR2 Roadster	2	1:09.57	2	84.81
3	7	A	Simon ARIS	Toyota MR2 Roadster	12	1:09.91	2	84.40
4	23	B	Rob HORSFIELD	Toyota MR2 Mk2	10	1:10.79	7	83.35
5	77	C	John WILSON	Toyota MR2 Mk2	12	1:12.20	12	81.72
6	40	B	Michael IZZARD	Toyota MR2	9	1:12.51	8	81.37
7	29	C	Paul HINSON	Toyota MR2 Mk2	13	1:12.80	4	81.05
8	76	C	Patrick MORTELL	Toyota MR2	12	1:12.96	10	80.87
9	68	C	Alexander LENNON	Toyota MR2 Mk2	12	1:13.05	9	80.77
10	27	C	Simon TOPP	Toyota MR2 Mk2	12	1:13.10	4	80.72
11	67	C	Lee McKEE	Toyota MR2 Mk2	12	1:13.26	11	80.54
12	51	C	Peter LEWIS	Toyota MR2 Mk2	12	1:15.73	2	77.91

Not-Seen

88 A Ailric KITSON Toyota MR2 Mk3

Weather / Track: Cloudy / Dry

Start Time : 11:15

Silverstone National

28 Aug 10 11:31

Clerk of Course :  11:34	Time Issued :	Chief Timekeeper : Terry Stevens 
--	---------------	---

THESE RESULTS REMAIN PROVISIONAL FOR A MINIMUM OF 30 MINUTES FROM THE TIME OF ISSUE AND UNTIL ALL JUDICIAL AND TECHNICAL MATTERS HAVE BEEN SETTLED.

Results produced on HS Sports Timing and Results Systems. Results online at www.750MC.co.uk



P8 - Provisional Qualifying Times for Race 7

Polleypport / Yokohama SAXMAX Championship

Pl	No	Cl	Name	Car	Laps	Time on Lap	Behind	MPH	
1	54		Anthony WHORTON-EALES	Citroen Saxo VTR	12	1:14.69	8	0.01	79.00
2	17		William DAVISON	Citroen Saxo VTR	12	1:14.74	11	0.06	78.95
3	22		William PLANT	Citroen Saxo VTR	12	1:14.79	11	0.11	78.89
4	89		Shane STONEY	Citroen Saxo VTR	12	1:14.92	6	0.24	78.76
5	96		Shaun CLAY	Citroen Saxo VTR	12	1:14.96	4	0.28	78.71
6	95		Myles COLLINS	Citroen Saxo VTR	12	1:14.98	8	0.30	78.69
7	18		Jordan WILLSON	Citroen Saxo VTR	12	1:15.16	10	0.48	78.50
8	81		Henry GILBERT	Citroen Saxo VTR	12	1:15.18	10	0.50	78.48
9	4		Aaron TRIGWELL	Citroen Saxo VTR	12	1:15.41	8	0.73	78.24
10	13		Chris WARBURTON	Citroen Saxo VTR	12	1:15.51	10	0.83	78.14
11	10		Scott MOAKES	Citroen Saxo VTR	11	1:15.55	3	0.87	78.10
12	15		Ashley DIBDEN	Citroen Saxo VTR	12	1:15.66	11	0.98	77.99
13	55		Jordan ANNELLS	Citroen Saxo VTR	12	1:15.96	10	1.28	77.68
14	90		Jordan BATTS	Citroen Saxo VTR	12	1:16.33	10	1.65	77.30
15	47		Owen HUNTER	Citroen Saxo VTR	11	1:18.39	8	3.71	75.27

No 10, 18, 54 & 96 - fastest lap disallowed for '4 wheels off' multiple times.

Weather / Track: Bright / Dry

Start Time : 11:38

Silverstone National

28 Aug 10 12:39

Clock of Course :

Time Issued :

Chief Timekeeper : Terry Stevens

[Signature]

12.44

[Signature]

THESE RESULTS REMAIN PROVISIONAL FOR A MINIMUM OF 30 MINUTES FROM THE TIME OF ISSUE AND UNTIL ALL JUDICIAL AND TECHNICAL MATTERS HAVE BEEN SETTLED.

Results produced on HS Sports Timing and Results Systems. Results online at www.750MC.co.uk



P9 - Provisonal Qualifying Times for Race 8

AB Performance RGB Championship

Pl	No	Cl	Name	Car	Laps	Time on Lap	Behind	MPH	
1	12	A	Paul ROGERS	Contour Cars RGB09	15	1:02.06	7	95.08	
2	2	A	John CUTMORE	Spire GTR	14	1:02.36	9	0.30	94.62
3	66	A	Steve ROBINSON	Genesis 2007	14	1:03.67	14	1.61	92.67
4	20	A	David WALE	BDN S2	14	1:03.77	7	1.71	92.53
5	21	B	Mathew GREEN	Spire GTR	14	1:04.02	13	1.96	92.16
6	7	A	Doug CARTER	Genesis Evo	13	1:04.06	12	2.00	92.11
7	28	A	Gary GOODYEAR	Raw Fulcrum	14	1:04.38	12	2.32	91.65
8	50	B	Tim HOVERD	Fisher Fury	14	1:04.48	14	2.42	91.51
9	49	B	Tony GAUNT	Wolfe ZXR	14	1:05.25	14	3.19	90.43
10	41	B	Neil CONSTABLE-BERRY	BDN S3/2010	14	1:05.40	8	3.34	90.22
11	3	C	Alastair BOULTON	Stuart Taylor Phoenix	13	1:05.98	10	3.92	89.43
12	63	C	Colin CHAPMAN	Fisher Fury	14	1:06.66	4	4.60	88.51
13	42	B	Paul RICKERS	Phoenix	13	1:06.91	13	4.85	88.18
14	15	C	Austen GREENWAY	Fisher Fury Fireblade	14	1:06.94	5	4.88	88.14
15	16	A	James WALKER	Westfield Megabusa	14	1:06.97	12	4.91	88.11
16	52	B	Daniel BROMILOW	Fisher Fury	13	1:07.04	9	4.98	88.01
17	77	C	Marcus PYE	Pulsar Blade	14	1:07.30	12	5.24	87.67
18	22	C	Ben BUTLER	Westfield SE	13	1:07.89	9	5.83	86.91
19	18	C	Robert GRANT	Fisher Fury	13	1:08.28	13	6.22	86.41
20	74	B	David LAWRENCE	Sylva Riot	11	1:08.64	8	6.58	85.96
21	44	B	Judi DERISLEY	Fisher Fury	13	1:09.40	8	7.34	85.02
22	64	C	Tony CARPENTER	Stuart Taylor Pheonix	13	1:09.65	5	7.59	84.72
23	84	C	Robert GARDINER	Raw Fulcrum	13	1:10.19	10	8.13	84.06
24	34	B	Mark SAMMLAND	Fisher Fury	6	1:12.03	2	9.97	81.92

Exclusions

23 Peter BURNHAM Mallock Mk20/21 Qualified out of session for Races 4 & 9

Not-Seen

32 B Lee BAVERSTOCK STM/Rainbird Phoenix

Weather / Track: Bright / Dry

Start Time : 11:58

Silverstone National

28 Aug 10 12:18

Clerk of Course :  12:23	Time Issued :	Chief Timekeeper: Terry Stevens 
--	---------------	--

THESE RESULTS REMAIN PROVISIONAL FOR A MINIMUM OF 30 MINUTES FROM THE TIME OF ISSUE AND UNTIL ALL JUDICIAL AND TECHNICAL MATTERS HAVE BEEN SETTLED.

Results produced on HS Sports Timing and Results Systems. Results online at www.750MC.co.uk



P11 - Provisonal Qualifying Times for Race 14

750MC 750 Trophy Series

Pl	No	Cl	Name	Car	Laps	Time on Lap	Behind	MPH
1	8	C	John WEBB	Rawson Special	10	1:16.91	10	76.72
2	9	C	Paul GOROLINI	JB	9	1:17.95	9	75.69
3	2	I	Roger WINDLEY	Time 3B	10	1:18.41	10	75.25
4	35	C	Michael O'MAHONY	Snipe	10	1:20.09	8	73.67
5	15	I	Ron WELSH	Fairthorpe FJ	10	1:20.12	9	73.64
6	3	C	David LARKINS	Gerrell Reliant	5	1:21.08	5	72.77
7	38	C	Russell SPINKS	Haguo	9	1:21.61	8	72.30
8	73	C	Nic GRELE	Jeffrey Mk1	9	1:21.61	9	72.30
9	13	A	Gregan THURSTON	Austin 7 Super	9	1:26.30	5	68.37
10	75	A	Mike PECK	Austin 7	9	1:29.20	9	66.15
11	23	C	Lyndon THURSTON/NO TRANSPONDER	DNC Trophy	3	1:29.54	2	65.90
12	4	A	John SKEAVINGTON	Austin Ulster	9	1:30.71	5	65.05
13	30	A	Tim MYALL	Austin 7 Pigsty	5	1:30.86	4	64.94
14	32	A	David WHETTON	A7 Mouse Racer	8	1:31.06	4	64.80
15	11	A	Ben MYALL	Austin 7 Pigsty Mk13	5	1:31.12	5	64.75
16	31	A	Christian PEDERSEN	Austin 7 Special	8	1:32.29	3	63.93
17	21	A	Alistair FRAYLING-CORK	Austin 7 Special	9	1:36.57	7	61.10
18	6	A	John GASKING	Austin 7	8	1:36.84	8	60.93
19	97	A	Malcom HILLS	Austin Pigsty Special	4	1:36.88	3	60.90
20	25	A	David ASPLIN	Austin Ulster	6	1:39.18	4	59.49
21	17	A	Timothy HOLCROFT-SMITH	Austin 7 Ulster	6	1:41.04	4	58.40
22	40	A	Stuart ROSE	Austin 7 Ulster	6	2:03.80	3	47.66

Not-Seen

7 A Michael INGLIS Austin Seven Special

Weather / Track: Cloudy / Dry

Start Time : 10:22

Silverstone National

29 Aug 10 10:44

Clerk of Course 	Time Issued : 10.58	Chief Timekeeper : Terry Stevens 
---	------------------------	---

THESE RESULTS REMAIN PROVISIONAL FOR A MINIMUM OF 30 MINUTES FROM THE TIME OF ISSUE AND UNTIL ALL JUDICIAL AND TECHNICAL MATTERS HAVE BEEN SETTLED.

Results produced on HS Sports Timing and Results Systems. Results online at www.750MC.co.uk



P12 - Provisional Qualifying Times for Race 11

** Re-Issue **

750MC Formula 4 Championship

Pl	No	Cl	Name	Car	Laps	Time on Lap	Behind	MPH
1	7	A	Robbie WATTS	Van Dieman Raw 09	14	1:00.35	14	97.77
2	1	A	Jonathan WESTON-TAYLOR	Mygale US 2000	14	1:00.54	14	97.46
3	22	A	Daniel HANDS	Renault RC98	14	1:00.65	14	97.29
4	5	A	Bryn TOOTELL	Van Diemen RF06/09	11	1:00.95	5	96.81
5	79	A	Oliver SIRRELL	Van Diemen RF97	14	1:00.97	12	96.78
6	6	A	Malcolm SCOTT	Van Diemen RF00	13	1:01.06	12	96.63
7	76	A	Jennifer SCOTT	Van Diemen RF99	14	1:02.05	14	95.09
8	41	A	Simon EMMERSON	Mygale US2K/3	14	1:03.19	13	93.38
9	64	C	John WHITBOURN	Ray GRS02	14	1:03.34	13	93.15
10	42	C	Paul BRITTEN	Van Diemen RF00	4	1:03.35	3	93.14
11	83	C	Paul PRESGRAVES	Van Diemen RF98	13	1:03.59	13	92.79
12	58	A	Dave SHELTON	Van Diemen RF95	13	1:04.56	9	91.39
13	4	A	Andrew MINNETT	Van Diemen RF99	12	1:04.66	8	91.25
14	21	B	Clive YORATH	Reynard SF84	12	1:05.08	12	90.68
15	63	C	James HARRIS	Mygale SJ00	13	1:05.15	13	90.57
16	29	A	Mark COLLINSON	Van Diemen RF00	12	1:09.35	12	85.08
17	27	A	Mike WEBBER/TXP intermittent	Magnum F4A	12	1:09.61	11	84.76
18	40	A2	David WOODSWORTH-DALE	Revelation 2009	12	1:10.59	12	83.59
19	35	A	Terry REEVES	Van Diemen RF04	11	1:12.21	11	81.71
20	88	A2	Michael FRYATT	Revelation 750	12	1:13.16	11	80.65

Exclusions

31 A Erwin SMIECH Van Dieman RM06 Q15.1.2(f) - overtaking under yellow flag

Not-Seen

47 C William TIEJEN

No 27 - Transponder signal Intermittent, please check wiring

Weather / Track: Cloudy / Dry

Start Time : 11:06

Silverstone National

29 Aug 10 12:57

Clerk of Course : <i>[Signature]</i> 12:59	Time Issued :	Chief Timekeeper : Terry Stevens <i>[Signature]</i>
---	---------------	--

THESE RESULTS REMAIN PROVISIONAL FOR A MINIMUM OF 30 MINUTES FROM THE TIME OF ISSUE AND UNTIL ALL JUDICIAL AND TECHNICAL MATTERS HAVE BEEN SETTLED.

Results produced on HS Sports Timing and Results Systems. Results online at www.750MC.co.uk



P10 - Provisional Qualifying Times for Race 13

750MC MR2 Championship

Pl	No	Cl	Name	Car	Laps	Time on Lap	Behind	MPH
1	55	B	Andrei BGATOV	Toyota MR2 Mk2	13	1:11.07	4	83.02
2	58	B	Steve LUMLEY	Toyota MR2 Mk2	13	1:11.34	13	82.71
3	77	B	John WILSON	Toyota MR2 Mk2	7	1:11.53	4	82.49
4	28	B	Zac CHAPMAN	Toyota MR2 Mk2	13	1:11.56	10	82.45
5	76	B	Patrick MORTELL	Toyota MR2 Mk2	13	1:11.61	5	82.40
6	50	B	Guy HEFFORD	Toyota MR2 Mk2	13	1:11.66	10	82.34
7	68	B	Alexander LENNON	Toyota MR2 Mk2	10	1:12.03	6	81.92
8	29	B	Paul HINSON	Toyota MR2 Mk2	12	1:12.10	10	81.84
9	36	B	Robert BARNETT	Toyota MR2 Mk2	12	1:12.10	10	81.84
10	27	B	Simon TOPP	Toyota MR2 Mk2	12	1:12.37	5	81.53
11	24	B	Paul HUTSON	Toyota MR2 Mk2	12	1:13.23	7	80.57
12	32	B	George HOUGHAM	Toyota MR2 Mk2	12	1:13.74	12	80.02
13	26	B	Paul GRIMMETT	Toyota MR2 Mk2	12	1:13.92	10	79.82
14	79	C	Jonathan GRIMES	Toyota MR2 Mk3	12	1:14.20	4	79.52
15	67	B	Lee McKEE	Toyota MR2 Mk2	5	1:14.27	3	79.45
16	49	B	James McCUTCHEON	Toyota MR2 Mk2	12	1:14.51	6	79.19
17	51	B	Peter LEWIS	Toyota MR2 Mk2	12	1:14.68	7	79.01
18	43	B	John THORNBUR	Toyota MR2 Mk2	11	1:15.00	8	78.67
19	88	C	Stuart NICHOLLS	Toyota MR2 Roadster	12	1:15.28	7	78.38
20	30	B	Steve PEGG	Toyota MR2 Mk2	12	1:15.51	6	78.14
21	89	C	Michael NICHOLLS	Toyota MR2 Roadster	12	1:16.09	11	77.55

Weather / Track: Cloudy / Dry

Start Time : 10:01

Silverstone National

29 Aug 10 10:17

Clerk of Course 	Time Issued : 10.18.	Chief Timekeeper : Terry Stevens 
---	-------------------------	---

THESE RESULTS REMAIN PROVISIONAL FOR A MINIMUM OF 30 MINUTES FROM THE TIME OF ISSUE AND UNTIL ALL JUDICIAL AND TECHNICAL MATTERS HAVE BEEN SETTLED.

Results produced on HS Sports Timing and Results Systems. Results online at www.750MC.co.uk



P13 - PROVISIONAL Qualifying Times for Races 1U, 1B
& 18 - Session A
Demon Tweeks / Yokohama Stock Hatch
Championship

Pl	No	Cl	Name	Car	Laps	Time on Lap	Behind	MPH
1	91		Jon MAYBURN	Citroen C2	10	1:14.98	1	78.89
2	9		Carl SWAIN	Citroen Saxo VTR	9	1:15.55	0.57	79.10
3	10		Jake FARRIDON	Citroen Saxo VTR	11	1:15.70	11	77.94
4	20		Andrew FOLEY	Citroen Saxo VTR	10	1:15.75	10	77.88
5	69		Joel SHAPTON	Citroen Saxo VTR	10	1:15.76	1	0.80
6	96		Joe FERGUSON/Ina Transpender	Citroen Saxo VTR	9	1:16.43	1	1.45
7	5		Marlin WARD	Citroen Saxo VTR	11	1:16.51	11	1.53
8	42	B	Lee SCOTT	Ford Fiesta XR2i	11	1:18.58	11	1.60
9	4		Terry RODGHTON	Citroen Saxo VTR	11	1:18.75	1	1.75
10	18		Robert FURBERMAN	Citroen Saxo VTR	11	1:17.02	11	2.04
11	14		Tam McLIMBEX	Peugeot 106 Rallye	11	1:17.28	11	2.20
12	92		Patrick FLETCHER	Citroen Saxo VTR	11	1:17.30	10	2.32
13	100	B	Marlin HOON	Renovt Metro GTI	11	1:17.42	11	2.44
14	80		Tom SIMPSON	Citroen Saxo VTR	11	1:17.55	11	2.55
15	81		Trew GREGORY	Citroen Saxo VTR	11	1:17.56	11	2.56
16	23	B	Amy PHILPOTTS	Ford Fiesta XR2i	11	1:17.56	11	2.56
17	79	B	Andrew LIGHTFOOT	Ford Fiesta XR2	11	1:17.58	11	2.58
18	8		Shuan HAAGEN	Citroen Saxo VTR	11	1:18.09	10	3.61
19	82		Daniel SPENCER	Citroen Saxo VTR	11	1:18.75	11	3.77
20	58		Paul JARVIS	Citroen Saxo VTR	9	1:18.76	1	3.78
21	57	B	Callin THORPE	Ford Fiesta XR2	11	1:19.34	10	4.16
22	47		Will SARGENT	Peugeot 106 XSI	11	1:19.36	11	4.18
23	23		Kirk DENNELL	Citroen Saxo VTR	11	1:19.28	10	4.30
24	94		Adam STOKES	Peugeot 106 XSI	11	1:19.74	11	4.75
25	63	B	Richard GIBSON	Ford Fiesta XR2	11	1:20.19	11	5.21
26	35	B	Mark WEBSTER	Ford Fiesta XR2	9	1:21.75	1	6.27
27	37	B	Kath MORRAN	Suzuki Swift GTI	10	1:21.82	10	6.34
28	30		Nail TROTTER	MG Rover ZR	10	1:22.84	10	7.21
29	41		Bob TILAND	Citroen Saxo VTR	10	1:22.83	10	7.25
30	74	B	Jack ADLARD	Peugeot 205 GTI	10	1:23.12	10	8.14
31	75	B	Hannah NEWTON	Ford Fiesta XR2	10	1:24.59	10	9.31
32	78		Mark SHEARIS	Citroen Saxo VTR	10	1:26.97	9	11.89
33	99		Stuart HERROTT	Citroen Saxo VTR	10	1:29.15	8	14.17

Exclusions

32			Coeff BLUFFE	Citroen Saxo VTR	Practiced out of session
Not Seen					
61			Trevor BUCKLEY	Citroen Saxo VTR	
79			Mark DE SPONG	Vauxhall Astra MK3	
89	1		Jon PEBBLESS	Peugeot 206 GTI	

Weather / Track: Dry then damp
Start Time: 11:27

Silverstone National

Chief Timekeeper: Terry Stevens

29 Aug 10 11:32



P14 - PROVISIONAL Qualifying Times for Races 1U, 1B
& 18 - Session B
Demon Tweeks / Yokohama Stock Hatch
Championship

Pl	No	Cl	Name	Car	Laps	Time on Lap	Behind	MPH
1	12		Joe WHELAN	Citroen Saxo VTR	13	1:12.08	5	81.56
2	901		Robbie HOON	Citroen Saxo VTR	12	1:12.39	3	81.51
3	1		Jeff HUMPHRIES	Peugeot 106 Rallye	13	1:12.52	8	81.26
4	21		Wayne HARRIS	Citroen Saxo VTR	10	1:12.89	10	81.28
5	71		James MARSHALL	Citroen Saxo VTR	12	1:12.77	4	0.63
6	57		Mark DIBBY	Citroen Saxo VTR	12	1:12.83	7	0.75
7	7		Andrew TIBBS	Citroen Saxo VTR	13	1:12.86	7	0.78
8	54		Maurice HAYDEN	Citroen Saxo VTR	10	1:12.98	8	0.90
9	55		Rory COOPER	Citroen Saxo VTR	13	1:13.01	8	0.93
10	68		Jason COOK	Citroen Saxo VTR	12	1:13.11	3	1.03
11	76		Gareth WROCHT	Peugeot 106 XSI	12	1:13.27	10	1.19
12	68		Andrew THORPE	Peugeot 106 XSI	12	1:13.46	7	1.38
13	53		Andrew TSANG	Peugeot 106 XSI	12	1:13.60	6	1.52
14	50		John GUDGON	Peugeot 106 XSI	12	1:13.78	10	1.70
15	88		NICK THORNTON-JONES	Citroen Saxo VTR	7	1:13.97	5	1.89
16	82		Stuart WINDOW	Citroen Saxo VTR	12	1:14.07	10	1.99
17	28		Dan SUMMERS	Peugeot 106 Rallye	12	1:14.17	10	2.09
18	49		Terry BOTTING	Citroen Saxo VTR	12	1:14.26	7	2.18
19	52		Steve NOBLE	Ford Sport KA	12	1:14.33	5	2.25
20	72		Jonathan WOOLLEY	Citroen Saxo VTR	12	1:14.33	5	2.25
21	18	I	John HENNING	Vauxhall Nova GTiE	12	1:14.48	8	2.40
22	73		Russell HOLMAN	Citroen Saxo VTR	12	1:14.64	9	2.55
23	46		Liam SARGENT	Peugeot 106 XSI	12	1:14.89	10	2.81
24	83		Chris MOYAN	Peugeot 106 XSI	11	1:15.17	8	3.09
25	95	I	Edmund COOPER	Vauxhall Nova DSI	12	1:15.40	8	3.35
26	90	B	Matthew SPOCKNEY	Ford Fiesta XR2	10	1:15.65	4	3.47
27	45	B	James LAWTON	Ford Fiesta XR2	11	1:15.74	8	3.71
28	59	B	Daniel GIBSON	Ford Fiesta XR2	12	1:15.84	8	4.26
29	38	B	Sarah HILLITT	Peugeot 205 GTI	11	1:15.86	8	4.48
30	80		Daryl STREET	Citroen Saxo VTR	11	1:17.16	8	5.08
31	67	B	Matthew STUBINGTON	Peugeot 205 GTI	11	1:18.44	7	6.26
32	29	B	Nick TADGLE	Peugeot 205 GTI	11	1:18.89	9	7.01
33	34	B	Robert BINNETT	Ford Fiesta XR2	11	1:19.83	10	7.75
34	49	B	Bill PADERA	Citroen AX GTI	1	2:19.28	1	107.20

Not Seen

22			Jason PILEOSI	Citroen Saxo VTR	Track conditions decisive deterrent to session A
----	--	--	---------------	------------------	--

Weather / Track: Cloudy / Dry
Start Time: 11:44

Silverstone National

Chief Timekeeper: Terry Stevens

29 Aug 10 12:04

Start Time: 11:27

Start Time: 11:44



P15 - Provisional Qualifying Times for Races 12 & 17
750MC Bike-Sports Championship

Pl	No	Cl	Name	Car	Laps	Time on Lap	Behind	MPH
1	95	A2	Richard STABLES	Radical PR8 Prosport	14	59.08	14	100.55
2	25	A2	James BREAKELL	Radical PR8 Prosport	14	59.36	10	99.40
3	37	I	Bill HENDERSON	Radical SR3	14	1:01.02	6	96.70
4	57	A2	Oliver COX	Radical SR4	14	1:02.39	13	94.57
5	27	C2	Joe JACKSON	Global GT	13	1:04.05	10	92.12
6	21	C2	Kevin GOALTER	Kaliforna Rotoga	13	1:04.78	13	91.08
7	82	C2	Lewis SHELLEY	Global GT	12	1:06.98	5	89.09
8	78	B2	Peter BROWN	Radical Clubsport	10	1:07.27	10	87.74
9	12	C2	Peter COOMBS	Coombs Sports 80c	4	1:21.86	1	72.08

Not Seen

Paul LE MATHRE
Shane PORTER
Paul STEELE

Hedgling BS10
Radical SR4
Radical SR3



2nd Best Qualifying Times
750MC Bike-Sports Championship

Pos	No	Cl	Name	Car	Time
1	95	A2	Richard STABLES	Radical PR8 Prosport	59.23
2	25	A2	James BREAKELL	Radical PR8 Prosport	59.45
3	37	I	Bill HENDERSON	Radical SR3	1:01.05
4	57	A2	Oliver COX	Radical SR4	1:02.86
5	27	C2	Joe JACKSON	Global GT	1:04.34
6	21	C2	Kevin GOALTER	Kaliforna Rotoga	1:04.89
7	82	C2	Lewis SHELLEY	Global GT	1:07.45
8	78	B2	Peter BROWN	Radical Clubsport	1:07.48

Weather / Track: Silversstone National
Start Time: 12:14
28 Aug 10 12:43

Clerk of Course: [Signature] Time Issued: 12.50
Chief Timekeeper: Terry Stevens

THESE RESULTS REMAIN PROVISIONAL FOR A MINIMUM OF 30 MINUTES FROM THE TIME OF ISSUE AND UNTIL ALL JUDICIAL AND TECHNICAL MATTERS HAVE BEEN SETTLED.
Results produced on HS Sports Timing and Results Systems. Results online at www.750MC.co.uk

Clerk of Course: [Signature] Time Issued: 12.50
Chief Timekeeper: [Signature]

THESE RESULTS REMAIN PROVISIONAL FOR A MINIMUM OF 30 MINUTES FROM THE TIME OF ISSUE
29 Aug 10 12:43

RACE GRID

750MC Allcomers

Race 1

ROW 14			
ROW 13	71 01:20.390 Tony WELSH		
ROW 12	17 01:15.790 Graham PADDICK		35 01:18.210 Ian FEATHERSTONE
ROW 11	7 01:13.990 Simon ARIS		1 01:14.830 John HEMMING
ROW 10	67 01:13.100 Lee McKEE		88 01:13.140 Mark TSANG
ROW 9	23 01:12.200 Patrick MORTELL		77 01:12.300 John WILSON
ROW 8	44 01:10.680 Judith DERISLEY		4 01:11.650 Campbell CASSIDY
ROW 7	34 01:09.370 Sammland MARK		64 01:10.390 Tony CARPENTER
ROW 6	52 01:08.170 Daniel BROMILOW		25 01:09.260 Colin BENHAM
ROW 5	66 01:05.650 Adrian TERRY		15 01:07.040 Austen GREENWAY
ROW 4	171 01:05.050 Doug CARTER		50 01:05.380 Tim HOVERD
ROW 3	18 01:04.210 Paul SPENCER		14 01:04.940 Arthur DICKENS
ROW 2	10 01:01.610 Phillip HART		8 01:03.440 Marcus BICKNELL
ROW 1	68 00:58.880 Tim GRAY		11 01:00.190 Steve CAVE
POLE			

RACE GRID

Premier Choice Group 750 Formula Championship

Race 2

ROW 10	37 01:23.710 Tony BRAZIER	
ROW 9	72 01:12.570 Nige COWLEY	36 01:14.480 Nigel HARVEY
ROW 8	77 01:11.890 Dick HARTLE	17 01:12.210 Andrew LAKE
ROW 7	27 01:11.750 Sue HARRIS	23 01:11.880 Paul COLLINS
ROW 6	13 01:08.620 Rod HILL	21 01:11.690 Huw DAVIES
ROW 5	85 01:08.480 Robin GEARING	4 01:08.570 Chris GOUGH
ROW 4	5 01:08.380 Bill RUTTER	6 01:08.430 Bob SIMPSON
ROW 3	71 01:08.320 Max SHEPPARD	55 01:08.360 Roger ROWE
ROW 2	42 01:08.210 Martin KEMP	7 01:08.240 Peter BOVE
ROW 1	1 01:07.830 Dave ROBSON	2 01:07.800 Mick HARRIS

POLE

750MC Kit Car Championship & SR> Challenge

Race 3 - ATTENDED

ROW 18			
ROW 17			
ROW 16		19 01:22.970 John MORGAN	
ROW 15	70 01:20.230 Mick MORGAN		13 01:21.930 Max MORGAN
ROW 14		82 01:16.410 Andrew RILEY	40 01:19.380 Charles BEST
ROW 13	41 01:12.180 Paul RICHARDSON		17 01:13.480 Graham PADDICK
ROW 12		27 01:09.950 Roger HAMILTON	2 01:10.130 Martin TYMAN
ROW 11	31 01:08.170 Barry SHEPPARD		29 01:08.420 John SUCKLING
ROW 10		23 01:06.700 Ken CULVERWELL	10 01:06.940 Garry WILSON
ROW 9	1 01:04.670 Mark HOBBS		42 01:06.370 John TAYLOR
ROW 8		65 01:02.840 Cheng LIM	26 01:03.680 Clinton DORRELL
ROW 7			
ROW 6		25 01:08.350 Colln BENHAM	5 01:08.400 Ian KEMPSON
ROW 5	21 01:07.430 Stephen LANSLEY		6 01:07.520 Nigel BROWN
ROW 4		24 01:07.360 Guy HUSSEY	38 01:07.400 David CALDECOURT
ROW 3	36 01:06.330 Darryl BECKWITH		9 01:07.270 Anton LANDON
ROW 2		53 01:05.910 Andy HILEY	8 01:06.190 John MOORE
ROW 1	22 01:04.890 Clive HUDSON		75 01:05.350 Matthew LEWIS
POLE			

SR> will start 10 seconds after Kit Cars. Second start will by flag.

RACE GRID

Haggis Memorial Trophy

Race 4

ROW 10	83 02:35.310 Adrian LESTER	23 Peter BURNHAM
ROW 9	42 01:10.670 Morris HART	60 01:12.390 Brian HUNTER
ROW 8	69 01:07.560 Alan DAVENPORT	55 01:10.150 Tony HARMAN
ROW 7	8 01:04.430 Steve EVERSON	25 01:07.240 Garry DIVER
ROW 6	65 01:03.890 Richard GILMOUR	5 01:04.110 Gav'n CHILDS
ROW 5	90 01:02.970 Jared WOOD	17 01:03.420 Mike EVANS
ROW 4	18 01:01.990 Ray MALLOCK	3 01:02.120 Mike HICKSON
ROW 3	2 01:01.650 Jonathan HAIR	38 01:01.750 Bob CROZIER
ROW 2	34 01:00.570 Antony DENHAM	12 01:00.900 Malcolm JACKSON
ROW 1	30 00:59.620 John HARRISON	4 00:59.750 Steven CHAPLIN
POLE		

Demon Tweaks / Yokohama Locost Championship

Race 5

ROW 18		58 01:18.620 John BUNCE		
ROW 17	37 01:19.250 Barry STUART		35 01:23.760 Sean GRAHAM	
ROW 16		30 01:18.460 Kevin WERNHAM		36 01:18.910 Trevor FAUNCH
ROW 15	52 01:17.450 Richard LEE		59 01:17.810 Carl PICKERING	
ROW 14		63 01:17.150 James MILLMAN		61 01:17.160 Chris SELLARS
ROW 13	67 01:16.900 Ernie GUSHLOW		21 01:16.970 David BERRY	
ROW 12		54 01:16.580 David MORROW		38 01:16.890 Samuel GILL
ROW 11	77 01:16.290 Nick SELBY		29 01:16.360 Robert KERKHOVEN	
ROW 10		32 01:16.010 Shaun BRAME		44 01:16.010 Campbell CASSIDY
ROW 9	26 01:15.630 Declan McDONNELL		73 01:16.000 Rob APSEY	
ROW 8		5 01:15.510 Gary CORKHILL		60 01:15.540 Richard BRADLEY
ROW 7	82 01:15.370 David BOUCHER		31 01:15.420 Adam KNIGHT	
ROW 6		24 01:15.300 Lee BANKHURST		56 01:15.360 Dougle HANNAH
ROW 5	16 01:14.760 Victoria PICKLES		8 01:14.900 James PINKERTON	
ROW 4		70 01:14.340 Slan STAFFORD		6 01:14.490 Richard JENKINS
ROW 3	17 01:14.210 Mark GLOVER		11 01:14.330 Lynfel OWEN	
ROW 2		2 01:13.990 Scott MITTELL		28 01:14.140 David BLACK
ROW 1	4 01:13.860 Tom COLLER		27 01:13.990 Alex VON EHRHEIM	

POLE


No 58 - grid position penalty from previous race

RACE GRID

750MC MR2 Super GT Series

Race 6

ROW 6	67 01:13.260 Lee McKEE	51 01:15.730 Peter LEWIS
ROW 5	68 01:13.050 Alexander LENNON	27 01:13.100 Simon TOPP
ROW 4	29 01:12.800 Paul HINSON	76 01:12.980 Patrick MORTELL
ROW 3	77 01:12.200 John WILSON	40 01:12.510 Michael IZZARD
ROW 2	7 01:09.910 Simon ARIS	23 01:10.790 Rob HORSFIELD
ROW 1	95 01:09.190 Anthony DAY	2 01:09.570 Simon PHILLIPS
POLE		




RACE GRID

Polleysport / Yokohama SAXMAX Championship

Race 7

ROW 8	47 01:18.380 Owen HUNTER	
ROW 7	55 01:15.960 Jordan ANNELLS	90 01:16.330 Jordan BATTS
ROW 6	10 01:15.550 Scott MOAKES	15 01:15.660 Ashley DIBDEN
ROW 5	4 01:15.410 Aaron TRIGWELL	13 01:15.510 Chris WARBURTON
ROW 4	18 01:15.160 Jordan WILLSON	81 01:15.180 Henry GILBERT
ROW 3	96 01:14.960 Shaun CLAY	95 01:14.980 Myles COLLINS
ROW 2	22 01:14.790 William PLANT	89 01:14.920 Shane STONEY
ROW 1	54 01:14.690 Anthony WHORTON-EAL	17 01:14.740 William DAVISON

POLE



RACE GRID

AB Performance RGB Championship

Race 8

ROW 12	84 01:10.190 Robert GARDINER	34 01:12.030 Mark SAMMLAND
ROW 11	44 01:09.400 Judi DERISLEY	64 01:09.650 Tony CARPENTER
ROW 10	18 01:08.280 Robert GRANT	74 01:08.640 David LAWRENCE
ROW 9	77 01:07.300 Marcus PYE	22 01:07.890 Ben BUTLER
ROW 8	16 01:06.970 James WALKER	52 01:07.040 Daniel BROMILOW
ROW 7	42 01:06.910 Paul RICKERS	15 01:06.940 Austen GREENWAY
ROW 6	3 01:05.980 Alastair BOULTON	63 01:06.660 Collin CHAPMAN
ROW 5	49 01:05.250 Tony GAUNT	41 01:05.400 Neil CONSTABLE-BERR
ROW 4	28 01:04.380 Gary GOODYEAR	50 01:04.480 Tim HOVERD
ROW 3	21 01:04.020 Mathew GREEN	7 01:04.060 Doug CARTER
ROW 2	66 01:03.670 Steve ROBINSON	20 01:03.770 David WALE
ROW 1	12 01:02.060 Paul ROGERS	2 01:02.360 John CUTMORE

POLE

RACE GRID

Arthur Mallock Challenge

Race 9

ROW 10	83 02:35.310 Adrian LESTER	23 - Peter BURNHAM
ROW 9	42 01:10.670 Morris HART	60 01:12.390 Brian HUNTER
ROW 8	69 01:07.560 Alan DAVENPORT	55 01:10.150 Tony HARMAN
ROW 7	8 01:04.430 Steve EVERSON	25 01:07.240 Garry DIVER
ROW 6	65 01:03.890 Richard GILMOUR	5 01:04.110 Gavin CHILDS
ROW 5	90 01:02.970 Jared WOOD	17 01:03.420 Mike EVANS
ROW 4	18 01:01.990 Ray MALLOCK	3 01:02.120 Mike HICKSON
ROW 3	2 01:01.650 Jonathan HAIR	38 01:01.750 Bob CROZIER
ROW 2	34 01:00.570 Antony DENHAM	12 01:00.900 Malcolm JACKSON
ROW 1	30 00:59.620 John HARRISON	4 00:59.750 Steven CHAPLIN

POLE

Demon Tweeks / Yokohama Stock Hatch Championship

Race 10 - Heat

ROW 20		99 01:29.150 Stuart HERRIOTT		32 - Geoff BLUFF
ROW 19	49 02:19.280 Bill PARIERA		78 01:26.970 Mark SHEARS	
ROW 18		24 01:19.830 Robert BENNETT		75 01:24.690 Hannah NEWTON
ROW 17	29 01:19.090 Nick TEARLE		74 01:23.120 Jack ADLARD	
ROW 16		67 01:18.440 Matthew STUBINGTON		41 01:22.930 Bob TILLING
ROW 15	80 01:17.160 Daniel STREET		30 01:22.840 Nell TROTTER	
ROW 14		38 01:16.560 Sarah NIBLETT		37 01:21.820 Kelth MORGAN
ROW 13	59 01:16.440 Daniel GIBSON		35 01:21.750 Mark WEBSTER	
ROW 12		45 01:15.790 James LAWTON		63 01:20.190 Richard GIBSON
ROW 11	90 01:15.550 Martyn FOWDREY		84 01:19.740 Adam STOKES	
ROW 10		83 01:15.170 Chris MOHAN		23 01:19.280 Kirk DEWELL
ROW 9	46 01:14.890 Liam SARGENT		47 01:19.160 Will SARGENT	
ROW 8		73 01:14.640 Russell HOLMAN		57 01:19.140 Colin THORPE
ROW 7	72 01:14.330 Jonathan WOOLLEY		58 01:18.760 Paul JARVIS	
ROW 6		52 01:14.330 Steve NOBLE		62 01:18.750 Daniel SPENCER
ROW 5	43 01:14.260 Terry BOTTING		8 01:18.590 Shaun HAGEN	
ROW 4		28 01:14.170 Dan SUMMERS		79 01:17.660 Andrew LIGHTFOOT
ROW 3	82 01:14.070 Stuart WINDOW		33 01:17.560 Andy PHILPOTTS	
ROW 2		88 01:13.970 Nick THORNTON-JONES		81 01:17.560 Trevor GREGORY
ROW 1	50 01:13.780 John GUDGEON		60 01:17.540 Tom SIMPSON	

POLE

RACE GRID

750MC Formula 4 Championship

Race 11

Le. 15806

			31 Erwin SMIECH .
88 Michael FRYATT	01:13.160		35 Terry REEVES 01:12.210
40 David WOODSWORTH-D	01:10.590		27 Mike WEBBER 01:09.610
29 Mark COLLINSON	01:09.350		63 James HARRIS 01:05.150
21 Clive YORATH	01:05.080		4 Andrew MINNETT 01:04.660
58 Dave SHELTON	01:04.560		83 Paul PRESGRAVES 01:03.590
42 Paul BRITTEN	01:03.350		64 John WHITBOURN 01:03.340
41 Simon EMMERSON	01:03.190		76 Jennifer SCOTT 01:02.050
6 Malcolm SCOTT	01:01.060		79 Oliver SIRRELL 01:00.970
5 Bryn TOOTELL	01:00.950		22 Daniel HANDS 01:00.650
1 Jonathan WESTON-TAYL	01:00.540		7 Robbie WATTS 01:00.350

POLE

RACE GRID

750MC Bike-Sports Championship

Race 12

ROW 6			
ROW 5	12 01:21.893 Peter COOMBS	32 Subject to Qual Paul LE MAITRE	
ROW 4	62 01:05.993 Lewis SHELLEY	78 01:07.270 Peter BROWN	
ROW 3	27 01:04.050 Joe JACKSON	21 01:04.780 Kevin GOATER	
ROW 2	37 01:01.320 Bill HENDERSON	57 01:02.390 Oliver COX	
ROW 1	95 00:58.880 Richard STABLES	25 00:55.360 James BREAKELL	

POLE

RACE GRID

750MC Bike-Sports Championship

Race 17

ROW 6			
ROW 5	12 No second time Peter COOMBS	32 Subject to Qual Paul LE MAITRE	
ROW 4	62 01:07.450 Lewis SHELLEY	78 01:07.490 Peter BROWN	
ROW 3	27 01:04.340 Joe JACKSON	21 01:04.890 Kevin GOATER	
ROW 2	37 01:01.050 Bill HENDERSON	57 01:02.990 Oliver COX	
ROW 1	95 00:55.230 Richard STABLES	25 00:58.450 James BREAKELL	


POLE

RACE GRID

750MC Bike-Sports Championship

Race 12

ROW 6			
ROW 5	12 01:21.860 Peter COOMBS		32 Subject to Qual Paul LE MAITRE
ROW 4		62 01:06.980 Lewis SHELLEY	78 01:07.270 Peter BROWN
ROW 3	27 01:04.050 Joe JACKSON		21 01:04.780 Kevin GOATER
ROW 2		37 01:01.020 Bill HENDERSON	57 01:02.390 Oliver COX
ROW 1	95 00:58.680 Richard STABLES		25 00:59.360 James BREAKELL
POLE			



RACE GRID

750MC MR2 Championship

Race 13

ROW 12			
ROW 11	89 01:16.090 Michael NICHOLLS		
ROW 10		88 01:15.280 Stuart NICHOLLS	30 01:15.510 Steve PEGG
ROW 9	51 01:14.680 Peter LEWIS		43 01:15.000 John THORNER
ROW 8		67 01:14.270 Lee McKEE	49 01:14.510 James McCUTCHEON
ROW 7	26 01:13.920 Paul GRIMMETT		79 01:14.200 Jonathan GRIMES
ROW 6		24 01:13.230 Paul HUTSON	32 01:13.740 George HOUGHAM
ROW 5	36 01:12.100 Robert BARNETT		27 01:12.370 Simon TOPP
ROW 4		68 01:12.030 Alexander LENNON	29 01:12.100 Paul HINSON
ROW 3	76 01:11.610 Patrick MORTELL		50 01:11.660 Guy HEFFORD
ROW 2		77 01:11.530 John WILSON	28 01:11.560 Zac CHAPMAN
ROW 1	55 01:11.070 Andrei BGATOV		58 01:11.340 Steve LUMLEY

POLE

RACE GRID

750MC 750 Trophy Series

Race 14

ROW 12			
ROW 11	17 01:41.040 Timothy HOLCROFT-SMI	40 02:03.800 Stuart ROSE	
ROW 10		97 01:36.880 Malcom HILLS	25 01:39.180 David ASPLIN
ROW 9	21 01:36.570 Alistair FRAYLING-CORK	6 01:36.840 John GASKING	
ROW 8		11 01:31.120 Ben MYALL	31 01:32.290 Christian PEDERSEN
ROW 7	30 01:30.860 Tim MYALL	32 01:31.060 David WHETTON	
ROW 6		23 01:29.540 Lyndon THURSTON	4 01:30.710 John SKEAVINGTON
ROW 5	13 01:28.300 Gegan THURSTON	75 01:29.200 Mike PECK	
ROW 4		38 01:21.610 Russell SPINKS	73 01:21.610 Nic GRELE
ROW 3	15 01:20.120 Ron WELSH	3 01:21.080 David LARKINS	
ROW 2		2 01:18.410 Roger WINDLEY	35 01:20.090 Michael O'MAHONY
ROW 1	8 01:16.910 John WEBB	9 01:17.950 Paul GOROLINI	

POLE

Demon Tweaks / Yokohama Stock Hatch Championship

Race 15 - Final

ROW 20	90 Martyn FOWDREY	82 Stuart WINDOW
ROW 19	81 Trevor GREGORY	58 Paul JARVIS
ROW 18	28 Dan SUMMERS	72 Jonathan WOOLLEY
ROW 17	33 Andy PHILPOTTS	50 John GUDGEON
ROW 16	23 Kirk DEWELL	43 Terry BOTTING
ROW 15	47 Will SARGENT	46 Liam SARGENT
ROW 14	8 Shaun HAGEN	88 Nick THORNTON-JONES
ROW 13	53 Andrew TSANG	100 Martin BOON
ROW 12	68 Andrew THORPE	92 Patrick FLETCHER
ROW 11	76 Gareth WRIGHT	14 Tom MOLYNEUX
ROW 10	55 Rory COOPER	16 Robert FOREMAN
ROW 9	7 Andrew TIBBS	66 Josh COOK
ROW 8	42 Lee SCOTT	4 Terry ROUGHTON
ROW 7	6 Martin WARD	54 Maurice HAYDEN
ROW 6	51 Matt DIGBY	96 Joe FERGUSON
ROW 5	71 James MARSHALL	69 Joel SHIPTON
ROW 4	1 Jeff HUMPHRIES	20 Andrew FOLEY
ROW 3	10 Jake FARNDON	21 Wayne HARRIS
ROW 2	101 Robble BOON	9 Carl SWAN
ROW 1	12 Joe McMILLAN	91 Jon MAYBIN

POLE

Grid pos penalties: 1(2) / 7 (4) / 55 (2). RESERVES: 79 35 30 57 62 63 73 37 38 78

750MC Formula Vee Championship

Race 16

ROW 18		88 01:16.650 Chris WILSHER	
ROW 17	28 01:16.600 Ben WILLIAMS		65 01:16.600 John BENNETT
ROW 16		44 01:14.610 Andrew PERKS	80 01:16.020 Gordon RAE
ROW 15	29 01:13.900 Sam ENGINEER		41 01:14.090 Gordon BARNES
ROW 14		32 01:13.770 Paul SMITH	92 01:13.860 Tony MITCHELL
ROW 13	38 01:13.280 Ben MILOUDI		89 01:13.550 Martin BORROW
ROW 12		26 01:12.720 Peter ANDREWS	74 01:13.000 James CONYERS
ROW 11	85 01:12.280 Tony DOWSON		56 01:12.650 Philip BURDEN
ROW 10		93 01:11.110 Alan FORSTER	77 01:11.610 Matthew PERKS
ROW 9	97 01:10.510 Perry TUBB		46 01:10.610 Tim HILL
ROW 8		52 01:09.410 Dan BRIGHAM	18 01:09.960 Tim PROBERT
ROW 7	21 01:09.530 David TOWNROW		31 01:09.710 Graham GANT
ROW 6		8 01:08.810 Paul TAYLOR	23 01:09.260 Ian JORDAN
ROW 5	13 01:08.650 Steve OUGH		67 01:08.660 Alan SWAIN
ROW 4		14 01:08.140 Stephen GLASSWELL	24 01:08.290 Daniel PITCHFORD
ROW 3	68 01:07.450 Ian BUXTON		30 01:07.620 Ashley SUTTON
ROW 2		6 01:07.290 Dave HODKIN	10 01:07.360 Peter BELSEY
ROW 1	33 01:07.020 Ben ANDERSON		3 01:07.090 Martin FARMER

POLE


No 52 - 2 position penalty due to points on licence

RACE GRID

750MC Bike-Sports Championship

Race 17

ROW 6				
ROW 5	12 No second time Peter COOMBS		32 Subject to Qual Paul LE MAITRE	
ROW 4		62 01:07.450 Lewis SHELLEY		78 01:07.480 Peter BROWN
ROW 3	27 01:04.340 Joe JACKSON		21 01:04.890 Kevin GOATER	
ROW 2		37 01:01.050 Bill HENDERSON		57 01:02.980 Oliver COX
ROW 1	95 00:59.230 Richard STABLES		25 00:59.450 James BREAKELL	
POLE				



RACE GRID

'Classic' Stock Hatch pre '92 Race

Race 18

ROW 10	24 01:19.830 Robert BENNETT	49 02:19.280 Bill PARIERA
ROW 9	29 01:19.090 Nick TEARLE	75 01:24.690 Hannah NEWTON
ROW 8	67 01:18.440 Matthew STUBINGTON	74 01:23.120 Jack ADLARD
ROW 7	35 01:21.750 Mark WEBSTER	37 01:21.820 Keith MORGAN
ROW 6	63 01:20.190 Richard GIBSON	38 01:16.560 Sarah NIBLETT
ROW 5	57 01:19.140 Colin THORPE	59 01:16.440 Daniel GIBSON
ROW 4	79 01:17.660 Andrew LIGHTFOOT	45 01:15.790 James LAWTON
ROW 3	33 01:17.560 Andy PHILPOTTS	90 01:15.550 Martyn FOWDREY
ROW 2	100 01:17.420 Martin BOON	95 01:15.430 Edward COOPER
ROW 1	42 01:16.580 Lee SCOTT	19 01:14.480 John HEMMING

POLE



Provisional Results - Race 1

750MC Allcomers

Pl	No	Cl	Name	Car	Laps	Time	Behind	MPH	Best Lap on	MPH
1	11		Steve CAVE	JKS SRC10	14	14:05.11		97.75	59.52	4 99.13
2	10		Philip HART	Van Diemen S2000	14	14:48.31	43.20	92.99	1:01.95	4 95.24
3	8		Marcus BICKNELL	Mallock Mk26	14	15:06.80	1:01.69	91.10	1:03.38	9 93.10
4	66		Adrian TERRY	Genesis RR	13	14:06.96	1 Lap	90.57	1:03.65	12 92.70
5	18		Paul SPENCER	ProSport LM3000	13	14:10.88	1 Lap	90.15	1:04.32	12 91.74
6	14		Arthur DICKENS	Mallock Mk29	13	14:13.79	1 Lap	89.84	1:04.62	2 91.31
7	50		Tim HOVERD	Fisher Fury	13	14:18.50	1 Lap	89.35	1:04.64	5 91.28
8	15		Austen GREENWAY	Fisher Fury Fireblade	13	14:41.90	1 Lap	86.98	1:06.90	5 88.20
9	52		Daniel BROMILOW	Fisher Fury	13	14:47.87	1 Lap	86.39	1:06.89	6 88.21
10	34		Sammland MARK	Fisher Fury	13	15:09.00	1 Lap	84.38	1:08.00	11 86.77
11	25		Collin BENHAM	Stuart Taylor Pheonix	13	15:09.29	1 Lap	84.36	1:08.63	11 85.97
12	44		Judi DERISLEY	Fisher Fury	13	15:10.24	1 Lap	84.27	1:08.76	7 85.81
13	64		Tony CARPENTER	Stuart Taylor Pheonix	12	14:15.75	2 Laps	82.74	1:10.04	10 84.24
14	4		Campbell CASSIDY	Lotus Europa	12	14:31.34	2 Laps	81.26	1:11.11	11 82.98
15	23		Patrick MORTELL	BMW Z3	12	14:45.73	2 Laps	79.94	1:12.62	3 81.25
16	77		John WILSON	Toyota MR2 Mk2	12	14:52.37	2 Laps	79.34	1:12.95	2 80.88
17	88		Mark TSANG	Ford Fiesta	12	14:55.40	2 Laps	79.08	1:13.50	10 80.28
18	67		Lee McKEE	Toyota MR2 Mk2	12	14:56.91	2 Laps	78.94	1:13.27	2 80.53
19	1		John HEMMING	Vauxhall Nova GSi	12	15:08.29	2 Laps	77.95	1:14.07	3 79.66
20	35		Ian FEATHERSTONE	Mini Saloon	11	14:47.54	3 Laps	73.13	1:18.87	11 74.81
21	71		Tony WELSH	Alfa Romeo	11	14:49.93	3 Laps	72.93	1:19.29	11 74.42
Not-Classified										
	68		Tim GRAY	Radical SR4	6	6:04.01	DNF	97.26	58.64	3 100.62
	17		Graham PADDICK	Kougar Jaguar	5	6:33.83	DNF	74.91	1:13.74	2 80.02
Non-Starters										
	171		Doug CARTER	Genesis Evo						
	7		Simon ARIS	Toyota MR2 Roadster						
Fastest Lap										
	68		Tim GRAY	Radical SR4					58.64	3 100.62

Weather / Track: Cloudy / Dry

Start Time : 13:33

Silverstone National

28 Aug 10 13:48

Clerk of Course : <i>AR</i>	Time Issued : 14:05	Chief Timekeeper : Terry Stevens
--------------------------------	------------------------	----------------------------------

THESE RESULTS REMAIN PROVISIONAL FOR A MINIMUM OF 30 MINUTES FROM THE TIME OF ISSUE AND UNTIL ALL JUDICIAL AND TECHNICAL MATTERS HAVE BEEN SETTLED

Results produced on HS Sports Timing and Results Systems. Results online at www.750MC.co.uk



Provisional Results - Race 2

Premier Choice Group 750 Formula Championship

Pl	No	Cl	Name	Car	Laps	Time	Behind	MPH	Best Lap on	MPH
1	1		Dave ROBSON	SDAR/83	13	14:46.34		86.54	1:07.16	10 87.86
2	6		Bob SIMPSON	SS/F	13	14:46.76	0.42	86.50	1:07.01	6 88.05
3	2		Mick HARRIS	Darvi 877	13	14:56.63	10.29	85.55	1:07.18	13 87.83
4	4		Chris GOUGH	CGR2 Evo	13	14:56.94	10.80	85.52	1:07.80	13 87.03
5	5		Bill RUTTER	Darvi Mk5	13	14:57.04	10.70	85.51	1:07.42	10 87.52
6	13		Rod HILL	Mystic T4/21	13	15:05.57	19.23	84.70	1:07.90	12 86.90
7	7		Peter BOVE	ADR 750F	13	15:08.22	21.88	84.46	1:07.74	7 87.10
8	42		Martin KEMP	Racekits Falcon	13	15:27.02	40.68	82.74	1:09.16	10 85.32
9	23	B	Paul COLLINS	Darvi Mk5	13	15:45.25	58.91	81.15	1:10.92	8 83.20
10	72	B	Nige COWLEY	Cowley	13	15:55.76	1:09.42	80.26	1:11.93	5 82.03
11	17	B	Andrew LAKE	Darvi 91D	13	15:57.21	1:10.87	80.13	1:11.88	6 82.09
12	77	B	Dick HARTLE	Tristesse Mk7	13	15:57.58	1:11.24	80.10	1:12.03	12 81.92
13	36	B	Nigel HARVEY	PC Special	12	14:46.94	1 Lap	79.83	1:12.17	11 81.76
14	21	B	Huw DAVIES	Phasar Fire	12	15:06.05	1 Lap	78.15	1:12.06	5 81.88

Not-Classified

55			Roger ROWE	Centaur Mk 20	10	11:50.05	DNF	83.10	1:06.89	7 88.21
27			Sue HARRIS	Darvi 5/97	7	9:28.09	DNF	72.70	1:13.21	3 80.60
71			Max SHEPPARD	Sheppard MS750/01	0		Starter	0.00		
85	B		Robin GEARING	Darvi	0		Starter	0.00		

Non-Starters

37 B Tony BRAZIER BFS

Fastest Lap

55			Roger ROWE	Centaur Mk 20				1:06.89	7	88.21 Rec.
23	B		Paul COLLINS	Darvi Mk5				1:10.92	8	83.20

Weather / Track: Cloudy / Dry

Start Time : 13:56

Silverstone National

28 Aug 10 14:12

Clerk of Course : <i>ASA</i>	Time Issued : <i>14.13</i>	Chief Timekeeper : Terry Stevens <i>[Signature]</i>
---------------------------------	-------------------------------	--

THESE RESULTS REMAIN PROVISIONAL FOR A MINIMUM OF 30 MINUTES FROM THE TIME OF ISSUE AND UNTIL ALL JUDICIAL AND TECHNICAL MATTERS HAVE BEEN SETTLED

Results produced on HS Sports Timing and Results Systems. Results online at www.750MC.co.uk



Provisional Results - Race 3

SR> Challenge

Pl	No	Cl	Name	Car	Laps	Time	Behind	MPH	Best Lap on	MPH
1	1	B	Mark HOBBS	Crossle 9S	13	14:19.69	1.81	89.22	1:03.26	4 93.27
2	26	A	Clinton DORRELL	Cobra GD 427	13	14:27.75	9.87	88.40	1:03.28	3 93.24
3	65	A	Cheng LIM	RAM SC Cobra	13	14:27.94	10.06	88.38	1:02.43	6 94.51
4	42	B	John TAYLOR	Crossle 9S	13	14:45.27	27.39	86.65	1:05.07	8 90.68
5	10	B	Garry WILSON	Crossle 9S	13	14:50.41	32.53	86.15	1:05.53	8 90.04
6	23	B	Ken CULVERWELL	Lotus 23 Mamba	13	15:13.83	55.95	83.94	1:07.63	7 87.25
7	31	C	Barry SHEPPARD	Nomad 1A	13	15:25.38	1:07.50	82.89	1:08.28	7 86.41
8	29	C	John SUCKLING	Taydec Mk2	12	14:36.49	1 Lap	80.78	1:09.80	5 84.53
9	27	D	Roger HAMILTON	Ginetta G20	12	14:38.21	1 Lap	80.62	1:09.56	5 84.82
10	2	C	Martin TYMAN	Taydec	12	15:08.64	1 Lap	77.92	1:11.21	6 82.86
11	41	D	Paul RICHARDSON	Ginetta G20	12	15:10.12	1 Lap	77.80	1:12.52	10 81.36
12	82	I	Andrew RILEY	MGB V8	12	15:23.25	1 Lap	76.69	1:13.07	3 80.75
13	40	D	Charles BEST	Westfield Eleven	11	14:48.76	2 Laps	73.03	1:16.21	11 77.42
14	70	D	Mick MORGAN	Ginetta G20	11	15:05.24	2 Laps	71.70	1:17.46	11 76.17
15	13	D	Max MORGAN	Ginetta G20	10	14:30.45	3 Laps	67.79	1:21.98	9 71.99

Not-Classified

17	C	Graham PADDICK	Kougar Jaguar	6	8:18.71	DNF	70.99	1:13.71	2	80.05
----	---	----------------	---------------	---	---------	-----	-------	---------	---	-------

Non-Starters

19	D	John MORGAN	Davrian Mk8							
----	---	-------------	-------------	--	--	--	--	--	--	--

Fastest Lap

65	A	Cheng LIM	RAM SC Cobra					1:02.43	6	94.51
1	B	Mark HOBBS	Crossle 9S					1:03.26	4	93.27
31	C	Barry SHEPPARD	Nomad 1A					1:08.28	7	86.41
27	D	Roger HAMILTON	Ginetta G20					1:09.56	5	84.82
82	I	Andrew RILEY	MGB V8					1:13.07	3	80.75

Weather / Track: Cloudy / Dry

Start Time : 14:23

Silverstone National

28 Aug 10 14:42

Clerk of Course : 	Time Issued : 14.47.	Chief Timekeeper : Terry Stevens
-----------------------	-------------------------	--------------------------------------

THESE RESULTS REMAIN PROVISIONAL FOR A MINIMUM OF 30 MINUTES FROM THE TIME OF ISSUE AND UNTIL ALL JUDICIAL AND TECHNICAL MATTERS HAVE BEEN SETTLED

Results produced on HS Sports Timing and Results Systems. Results online at www.750MC.co.uk



Provisional Results - Race 4

Haggis Memorial Trophy

Pl	No	Cl	Name	Car	Laps	Time	Behind	MPH	Best Lap on	MPH
1	18		Ray MALLOCK	Mallock U2	14	14:04.26		97.84	59.17	10 99.72
2	4		Steven CHAPLIN	Phantom P79	14	14:04.89	0.63	97.77	59.16	7 99.74
3	12		Malcolm JACKSON	Mallock Mk21	14	14:31.86	27.60	94.75	1:00.65	9 97.29
4	2		Jonathan HAIR	Mallock Mk36 Beagle	14	14:51.04	46.78	92.71	1:01.91	8 95.31
5	3		Mike HICKSON	Mallock Mk20B	14	14:54.45	50.19	92.35	1:01.83	8 95.43
6	17		Mike EVANS	Rage Mk1	14	14:56.78	52.52	92.11	1:02.79	9 93.97
7	38		Bob CROZIER	Mallock Mk11	14	14:59.28	55.02	91.86	1:02.06	12 95.08
8	5		Gavin CHILDS	Gryphon C73/75	14	15:01.73	57.47	91.61	1:01.43	10 96.05
9	8		Steve EVERSON	Mallock Mk26 SG EB	14	15:02.33	58.07	91.55	1:02.69	8 94.12
10	65		Richard GILMOUR	Mallock	13	14:11.06	1 Lap	90.13	1:03.21	9 93.35
11	23		Peter BURNHAM	Mallock Mk20/21	13	14:44.51	1 Lap	86.72	1:05.20	11 90.50
12	25		Garry DIVER	Dart	13	15:15.67	1 Lap	83.77	1:07.73	6 87.12
13	69		Alan DAVENPORT	Mallock Mk18	12	14:12.32	2 Laps	83.07	1:07.98	8 86.80
14	55		Tony HARMAN	Haggispeed Mk10	12	14:23.22	2 Laps	82.02	1:10.11	7 84.16
15	60		Brian HUNTER	Mallock Mk16	12	14:33.50	2 Laps	81.06	1:10.08	8 84.20
Not-Classified										
	90		Jared WOOD	Battern Mk1	13	13:59.14	DNF	91.41	1:02.13	5 94.97
	34		Antony DENHAM	Dorls CKM	6	6:29.80	DNF	90.82	1:00.85	5 96.97
	42		Morris HART	Mallock Mk20	0		Starter	0.00		
	83		Adrian LESTER	Mallock Mk35	0		Starter	0.00		
Non-Starters										
	30		John HARRISON	Mallock Mk21						
Fastest Lap										
	4		Steven CHAPLIN	Phantom P79					59.16	7 99.74

Weather / Track: Cloudy / Dry

Start Time : 14:48

Silverstone National

28 Aug 10 15:03

Clerk of Course: 	Time Issued : 15:05	Chief Timekeeper: Terry Stevens
----------------------	------------------------	-------------------------------------

THESE RESULTS REMAIN PROVISIONAL FOR A MINIMUM OF 30 MINUTES FROM THE TIME OF ISSUE AND UNTIL ALL JUDICIAL AND TECHNICAL MATTERS HAVE BEEN SETTLED

Results produced on HS Sports Timing and Results Systems. Results online at www.750MC.co.uk



Provisional Results - Race 5

Demon Tweeks / Yokohama Locost Championship

Pl	No	Cl	Name	Car	Laps	Time	Behind	MPH	Best Lap on	MPH
1	17		Mark GLOVER	Locost	12	15:07.21		78.05	1:14.27	5 79.45
2	28		David BLACK	Locost	12	15:07.33	0.12	78.04	1:14.27	5 79.45
3	27		Alex VON EHRHEIM	Locost	12	15:08.91	1.70	77.90	1:14.48	4 79.22
4	16		Victoria PICKLES	Locost	12	15:11.08	3.87	77.72	1:14.44	5 79.26
5	8		James PINKERTON	Locost	12	15:11.55	4.34	77.68	1:14.04	5 79.69
6	11		Lynfel OWEN	Locost	12	15:16.34	9.13	77.27	1:13.93	5 79.81
7	6		Richard JENKINS	Locost	12	15:17.31	10.10	77.19	1:14.25	10 79.47
8	77		Nick SELBY	Locost	12	15:22.71	15.50	76.74	1:15.39	5 78.27
9	56	T	Dougie HANNAH	Locost	12	15:23.00	15.79	76.71	1:15.30	3 78.36
10	5		Gary CORKHILL	Locost	12	15:23.49	16.28	76.67	1:15.42	11 78.23
11	82		David BOUCHER	Locost	12	15:25.16	17.95	76.53	1:14.94	5 78.73
12	60	T	Richard BRADLEY	Locost	12	15:25.50	18.29	76.50	1:15.30	6 78.36
13	24		Lee BANKHURST	Locost	12	15:30.90	23.69	76.06	1:15.01	8 78.66
14	38		Samuel GILL	Locost	12	15:34.86	27.65	75.74	1:16.30	5 77.33
15	29		Robert KERKHOVEN	Locost	12	15:35.73	28.52	75.67	1:15.99	6 77.65
16	31		Adam KNIGHT	Locost	12	15:36.25	29.04	75.63	1:15.93	10 77.71
17	21		David BERRY	Locost	12	15:44.55	37.34	74.96	1:16.86	7 76.77
18	44		Campbell CASSIDY	Locost	12	15:45.17	37.96	74.91	1:16.41	7 77.22
19	67		Ernie GUSHLOW	Locost	12	15:45.21	38.00	74.91	1:15.93	6 77.71
20	63		James MILLMAN	Locost	12	15:45.61	38.40	74.88	1:16.49	7 77.14
21	73		Rob APSEY	Locost	12	15:53.65	46.44	74.25	1:16.56	8 77.07
22	30	T	Kevin WERNHAM	Locost	12	15:54.11	46.90	74.21	1:17.21	3 76.42
23	58	T	John BUNCE	Locost	12	15:58.18	50.97	73.90	1:16.76	8 76.87
24	61	T	Chris SELLARS	Locost	12	16:00.03	52.82	73.75	1:18.36	10 75.30
25	52		Richard LEE	Locost	12	16:02.85	55.64	73.54	1:17.37	3 76.26
26	59		Carl PICKERING	Locost	12	16:13.73	1:06.52	72.72	1:18.68	7 74.99
27	36		Trevor FAUNCH	Locost	12	16:13.88	1:06.67	72.70	1:18.98	7 74.71
28	37		Barry STUART	Locost	11	15:14.24	1 Lap	70.99	1:19.44	2 74.27
29	35		Sean GRAHAM	Locost	11	15:35.26	1 Lap	69.40	1:20.82	7 73.01

Not-Classified

4	Tom COLLER	Locost	11	13:49.47	DNF	78.25	1:13.96	6 79.78
2	Scott MITTELL	Locost	11	13:49.83	DNF	78.21	1:13.70	5 80.06
26	Declan McDONNELL	Locost	10	13:13.30	DNF	74.38	1:16.17	6 77.46
70	Sian STAFFORD	Locost	9	11:44.92	DNF	75.33	1:14.89	7 78.79
54	David MORROW	Locost	2	2:43.24	DNF	72.29	1:16.86	2 76.77

Non-Starters

32	Shaun BRAME	Locost
----	-------------	--------

Fastest Lap

2	Scott MITTELL	Locost	1:13.70	5 80.06
60	T Richard BRADLEY	Locost	1:15.30	6 78.36
56	T Dougie HANNAH	Locost	1:15.30	3 78.36

Weather / Track: Cloudy / Dry

Start Time : 15:13

Silverstone National

28 Aug 10 15:29

Clerk of Course :	Time Issued :	Chief Timekeeper : Terry Stevens
<i>agg 16.16</i>		<i>[Signature]</i>

THESE RESULTS REMAIN PROVISIONAL FOR A MINIMUM OF 30 MINUTES FROM THE TIME OF ISSUE AND UNTIL ALL JUDICIAL AND TECHNICAL MATTERS HAVE BEEN SETTLED

Results produced on HS Sports Timing and Results Systems. Results online at www.750MC.co.uk



Provisional Results - Race 6

750MC MR2 Super GT Series

Pl	No	Cl	Name	Car	Laps	Time	Behind	MPH	Best Lap on	MPH
1	2	A	Simon PHILLIPS	Toyota MR2 Roadster	12	14:30.59		81.33	1:09.32	8 85.12
2	77	C	John WILSON	Toyota MR2 Mk2	12	14:37.52	6.93	80.69	1:12.24	7 81.68
3	76	C	Patrick MORTELL	Toyota MR2	12	14:37.81	7.22	80.66	1:11.88	9 82.09
4	68	C	Alexander LENNON	Toyota MR2 Mk2	12	14:51.08	20.49	79.46	1:12.72	11 81.14
5	29	C	Paul HINSON	Toyota MR2 Mk2	12	14:53.28	22.69	79.26	1:12.76	3 81.09
6	27	C	Simon TOPP	Toyota MR2 Mk2	12	15:00.12	29.53	78.66	1:13.58	10 80.19
7	67	C	Lee McKEE	Toyota MR2 Mk2	12	15:05.15	34.56	78.22	1:13.71	7 80.05
8	40	B	Michael IZZARD	Toyota MR2	12	15:09.93	39.34	77.81	1:11.94	4 82.02
9	51	C	Peter LEWIS	Toyota MR2 Mk2	12	15:25.64	55.05	76.49	1:15.34	7 78.32

Non-Starters

23	B	Rob HORSFIELD	Toyota MR2 Mk2
7	A	Simon ARIS	Toyota MR2 Roadster
95	A	Anthony DAY	Toyota MR2 Mk2

Fastest Lap

2	A	Simon PHILLIPS	Toyota MR2 Roadster	1:09.32	8	85.12	Rec
76	C	Patrick MORTELL	Toyota MR2	1:11.88	9	82.09	Rec
40	B	Michael IZZARD	Toyota MR2	1:11.94	4	82.02	Rec

Weather / Track: Cloudy / Dry

Start Time : 15:41

Silverstone National

28 Aug 10 15:56

Clerk of Course : <i>JD 15:57</i>	Time Issued :	Chief Timekeeper : Terry Stevens
--------------------------------------	---------------	----------------------------------

THESE RESULTS REMAIN PROVISIONAL FOR A MINIMUM OF 30 MINUTES FROM THE TIME OF ISSUE AND UNTIL ALL JUDICIAL AND TECHNICAL MATTERS HAVE BEEN SETTLED

Results produced on HS Sports Timing and Results Systems. Results online at www.750MC.co.uk



Provisional Results - Race 7

Polleysport / Yokohama SAXMAX Championship

Pl	No	Cl	Name	Car	Laps	Time	Behind	MPH	Best Lap on	MPH
1	54		Anthony WHORTON-EALES	Citroen Saxo VTR	11	15:37.02		69.27	1:23.86	10 70.36
2	89		Shane STONEY	Citroen Saxo VTR	11	15:39.00	1.98	69.12	1:23.94	9 70.29
3	13		Chris WARBURTON	Citroen Saxo VTR	11	15:42.97	5.95	68.83	1:24.17	8 70.10
4	55		Jordan ANNELLS	Citroen Saxo VTR	11	15:44.30	7.28	68.73	1:22.76	11 71.30
5	10		Scott MOAKES	Citroen Saxo VTR	11	15:45.44	8.42	68.65	1:23.24	11 70.88
6	95		Myles COLLINS	Citroen Saxo VTR	11	15:48.73	11.71	68.41	1:24.41	11 69.90
7	81		Henry GILBERT	Citroen Saxo VTR	11	15:50.31	13.29	68.30	1:24.98	11 69.43
8	17		William DAVISON	Citroen Saxo VTR	11	15:50.48	13.46	68.29	1:23.59	10 70.59
9	15		Ashley DIBDEN	Citroen Saxo VTR	11	15:52.52	15.50	68.14	1:25.32	11 69.16
10	90		Jordan BATTS	Citroen Saxo VTR	11	16:01.75	24.73	67.49	1:25.78	7 68.79
11	96		Shaun CLAY	Citroen Saxo VTR	11	16:06.05	29.03	67.19	1:24.43	9 69.89
12	4		Aaron TRIGWELL	Citroen Saxo VTR	11	16:09.39	32.37	66.95	1:26.04	9 68.58
13	47		Owen HUNTER	Citroen Saxo VTR	11	16:19.04	42.02	66.29	1:26.64	11 68.10
Not-Classified										
	22		William PLANT	Citroen Saxo VTR	5	7:46.34	DNF	63.26	1:24.40	3 69.91
	18		Jordan WILLSON	Citroen Saxo VTR	1	1:32.20	DNF	64.00		0 0.00
Fastest Lap										
	55		Jordan ANNELLS	Citroen Saxo VTR					1:22.76	11 71.30

Weather / Track: Raining / Wet

Start Time : 16:06

Silverstone National

28 Aug 10 16:22

Clerk of Course : <i>A. J. Cox</i>	Time Issued : <i>16:31</i>	Chief Timekeeper : Terry Stevens <i>[Signature]</i>
---------------------------------------	-------------------------------	--

THESE RESULTS REMAIN PROVISIONAL FOR A MINIMUM OF 30 MINUTES FROM THE TIME OF ISSUE AND UNTIL ALL JUDICIAL AND TECHNICAL MATTERS HAVE BEEN SETTLED

Results produced on HS Sports Timing and Results Systems. Results online at www.750MC.co.uk



Provisional Results - Race 8

AB Performance RGB Championship

Pl	No	Cl	Name	Car	Laps	Time	Behind	MPH	Best Lap on	MPH
1	2	A	John CUTMORE	Spire GTR	11	14:52.26		72.74	1:18.51	7 75.15
2	21	B	Mathew GREEN	Spire GTR	11	14:55.92	3.66	72.44	1:19.21	6 74.49
3	66	A	Steve ROBINSON	Genesis 2007	11	14:57.95	5.69	72.28	1:19.19	6 74.51
4	3	C	Alastair BOULTON	Stuart Taylor Phoenix	11	14:59.60	7.34	72.15	1:19.73	7 74.00
5	50	B	Tim HOVERD	Fisher Fury	11	15:00.91	8.65	72.04	1:19.80	8 73.94
6	49	B	Tony GAUNT	Wolfe ZXR	11	15:01.90	9.64	71.96	1:19.81	8 73.93
7	7	A	Doug CARTER	Genesis Evo	11	15:02.87	10.61	71.89	1:19.99	10 73.76
8	20	A	David WALE	BDN S2	11	15:14.23	21.97	70.99	1:20.75	10 73.07
9	63	C	Collin CHAPMAN	Fisher Fury	11	15:15.25	22.99	70.91	1:20.19	11 73.58
10	15	C	Austen GREENWAY	Fisher Fury Fireblade	11	15:16.22	23.96	70.84	1:21.36	11 72.52
11	28	A	Gary GOODYEAR	Raw Fulcrum	11	15:47.82	55.56	68.48	1:22.90	11 71.17
12	77	C	Marcus PYE	Pulsar Blade	11	15:49.61	57.35	68.35	1:24.01	11 70.23
13	42	B	Paul RICKERS	Phoenix	11	15:49.86	57.60	68.33	1:21.54	10 72.36
14	18	C	Robert GRANT	Fisher Fury	11	16:14.95	1:22.69	66.57	1:25.09	11 69.34
15	16	A	James WALKER	Westfield Megabus	11	16:15.55	1:23.29	66.53	1:22.83	6 71.24
16	44	B	Judi DERISLEY	Fisher Fury	11	16:16.39	1:24.13	66.47	1:26.66	5 68.09
17	41	B	Nell CONSTABLE-BERRY	BDN S3/2010	10	14:54.59	1 Lap	65.96	1:26.64	7 68.10
18	52	B	Daniel BROMILOW	Fisher Fury	10	14:55.57	1 Lap	65.88	1:26.00	7 68.61
19	84	C	Robert GARDINER	Raw Fulcrum	10	14:57.39	1 Lap	65.75	1:25.39	7 69.10
20	64	C	Tony CARPENTER	Stuart Taylor Pheonix	10	15:04.13	1 Lap	65.26	1:28.39	3 66.75
21	34	B	Mark SAMMLAND	Fisher Fury	9	15:26.19	2 Laps	57.34	1:35.64	2 61.69

Not-Classified

22	C	Ben BUTLER	Westfield SE	8	11:35.30	DNF	67.89	1:24.73	5 69.64
12	A	Paul ROGERS	Contour Cars RGB09	7	9:24.49	DNF	73.17	1:18.45	7 75.21
74	B	David LAWRENCE	Sylva Riot	0		Starter	0.00		

Fastest Lap

12	A	Paul ROGERS	Contour Cars RGB09				1:18.45	7 75.21
21	B	Mathew GREEN	Spire GTR				1:19.21	6 74.49
3	C	Alastair BOULTON	Stuart Taylor Phoenix				1:19.73	7 74.00

Weather / Track: Rain / Wet

Start Time : 16:35

Silverstone National

28 Aug 10 16:51

Clerk of Course : 16:53	Time Issued :	Chief Timekeeper : Terry Stevens
----------------------------	---------------	-----------------------------------

THESE RESULTS REMAIN PROVISIONAL FOR A MINIMUM OF 30 MINUTES FROM THE TIME OF ISSUE AND UNTIL ALL JUDICIAL AND TECHNICAL MATTERS HAVE BEEN SETTLED

Results produced on HS Sports Timing and Results Systems. Results online at www.750MC.co.uk



Provisional Results - Race 9

Arthur Mallock Challenge

Pl	No	Cl	Name	Car	Laps	Time	Behind	MPH	Best Lap on	MPH
1	18		Ray MALLOCK	Mallock U2	13	15:14.30		83.90	1:09.10	2 85.39
2	12		Malcolm JACKSON	Mallock Mk21	13	15:15.92	1.62	83.75	1:09.21	7 85.25
3	2		Jonathan HAIR	Mallock Mk36 Beagle	13	15:20.99	6.69	83.29	1:09.40	10 85.02
4	4		Steven CHAPLIN	Phantom P79	13	15:28.15	13.85	82.64	1:09.22	7 85.24
5	38		Bob CROZIER	Mallock Mk11	13	15:43.30	29.00	81.32	1:10.98	8 83.13
6	17		Mike EVANS	Rage Mk1	13	15:43.91	29.61	81.26	1:10.57	3 83.61
7	8		Steve EVERSON	Mallock Mk26 SG EB	13	15:58.97	44.67	79.99	1:11.64	8 82.36
8	34		Antony DENHAM	Doris CKM	13	16:18.96	1:04.66	78.35	1:14.13	2 79.60
9	65		Richard GILMOUR	Mallock	12	15:35.40	1 Lap	75.69	1:15.77	9 77.87
10	23		Peter BURNHAM/No transponder	Mallock Mk20/21	12	15:41.64	1 Lap	75.19	1:12.82	12 81.03
11	5		Gavin CHILDS	Gryphon C73/75	12	15:47.05	1 Lap	74.76	1:14.18	10 79.54
12	90		Jared WOOD	Battern Mk1	12	16:12.15	1 Lap	72.83	1:18.58	6 75.09
13	25		Garry DIVER	Dart	11	15:16.73	2 Laps	70.80	1:20.55	7 73.25
14	60		Brian HUNTER	Mallock Mk16	11	16:02.85	2 Laps	67.41	1:21.22	8 72.65
15	69		Alan DAVENPORT	Mallock Mk18	11	16:34.13	2 Laps	65.29	1:27.40	10 67.51
16	42		Morris HART/No transponder	Mallock Mk20	10	15:26.78	3 Laps	63.67	1:28.21	8 66.89
17	55		Tony HARMAN	Haggispeed Mk10	10	15:32.67	3 Laps	63.26	1:27.53	8 67.41
Not-Classified										
	3		Mike HICKSON	Mallock Mk20B	6	8:17.71	DNF	71.13	1:19.51	4 74.21
Non-Starters										
	30		John HARRISON	Mallock Mk21						
	83		Adrian LESTER	Mallock Mk35						
Fastest Lap										
	18		Ray MALLOCK	Mallock U2					1:09.10	2 85.39

Weather / Track: Rain / Wet

Start Time : 17:04

Silverstone National

28 Aug 10 17:20

Clerk of Course : 	Time Issued :	Chief Timekeeper : Terry Stevens 
--	---------------	---

THESE RESULTS REMAIN PROVISIONAL FOR A MINIMUM OF 30 MINUTES FROM THE TIME OF ISSUE AND UNTIL ALL JUDICIAL AND TECHNICAL MATTERS HAVE BEEN SETTLED

Results produced on HS Sports Timing and Results Systems. Results online at www.750MC.co.uk



Provisional Results - Race 10 - Heat

Demon Tweeks / Yokohama Stock Hatch Championship

No	Cl	Name	Car	Laps	Time	Behind	MPH	Best Lap on	MPH
1	8	Shaun HAGEN	Citroen Saxo VTR	11	15:32.26		69.62	1:22.77	8 71.29
2	88	Nick THORNTON-JONES	Citroen Saxo VTR	11	15:33.08	0.82	69.56	1:21.92	10 72.03
3	47	Will SARGENT	Peugeot 106 XSi	11	15:38.42	6.16	69.16	1:22.80	10 71.26
4	46	Liam SARGENT	Peugeot 106 XSi	11	15:41.05	8.79	68.97	1:23.36	8 70.78
5	23	Kirk DEWELL	Citroen Saxo VTR	11	15:42.06	9.80	68.90	1:23.21	11 70.91
6	43	Terry BOTTING	Citroen Saxo VTR	11	15:42.96	10.70	68.83	1:22.76	11 71.30
7	33	B Andy PHILPOTTS	Ford Fiesta XR2i	11	15:43.78	11.52	68.77	1:24.30	9 69.99
8	50	John GUDGEON	Peugeot 106 XSi	11	15:45.25	12.99	68.66	1:23.86	10 70.36
9	28	Dan SUMMERS	Peugeot 106 Rallye	11	15:51.08	18.82	68.24	1:23.98	10 70.26
10	72	Jonathan WOOLLEY	Citroen Saxo VTR	11	15:56.75	24.49	67.84	1:24.57	11 69.77
11	81	Trevor GREGORY	Citroen Saxo VTR	11	15:58.73	26.47	67.70	1:24.27	9 70.02
12	58	Paul JARVIS	Citroen Saxo VTR	11	15:59.10	26.84	67.67	1:25.02	8 69.40
13	90	B Martyn FOWDREY	Ford Fiesta XR2	11	15:59.12	26.86	67.67	1:25.36	7 69.12
14	82	Stuart WINDOW	Citroen Saxo VTR	11	16:00.84	28.58	67.55	1:25.68	8 68.87
15	79	B Andrew LIGHTFOOT	Ford Fiesta XR2	11	16:02.41	30.15	67.44	1:24.46	8 69.86
16	35	B Mark WEBSTER	Ford Fiesta XR2	11	16:02.61	30.35	67.43	1:24.93	10 69.47
17	30	Neil TROTTER	MG Rover ZR	11	16:03.64	31.38	67.35	1:24.48	11 69.84
18	57	B Colin THORPE	Ford Fiesta XR2	11	16:04.79	32.53	67.27	1:24.80	10 69.58
19	62	Daniel SPENCER	Citroen Saxo VTR	11	16:14.52	42.26	66.60	1:24.72	9 69.65
20	63	B Richard GIBSON	Ford Fiesta XR2	11	16:14.61	42.35	66.60	1:25.20	8 69.25
21	73	Russell HOLMAN	Citroen Saxo VTR	11	16:22.18	49.92	66.08	1:25.69	9 68.86
22	37	B Keith MORGAN	Suzuki Swift GTi	11	16:27.64	55.38	65.72	1:25.53	9 68.99
23	38	B Sarah NIBLETT	Peugeot 205 GTi	11	16:27.82	55.56	65.70	1:26.30	10 68.37
24	78	Mark SHEARS	Citroen Saxo VTR	11	16:28.55	56.29	65.66	1:26.34	10 68.34
25	59	B Daniel GIBSON	Ford Fiesta XR2	11	16:34.66	1:02.40	65.25	1:26.41	8 68.28
26	80	Daniel STREET	Citroen Saxo VTR	11	16:37.51	1:05.25	65.07	1:26.15	11 68.49
27	29	B Nick TEARLE	Peugeot 205 GTi	11	16:40.85	1:08.59	64.85	1:27.97	8 67.07
28	32	Geoff BLUFF	Citroen Saxo VTR	11	16:41.04	1:08.78	64.84	1:27.71	5 67.27
29	45	B James LAWTON	Ford Fiesta XR2	11	16:50.38	1:18.12	64.24	1:26.93	8 67.88
30	75	B Hannah NEWTON	Ford Fiesta XR2	11	16:51.59	1:19.33	64.16	1:28.68	11 66.54
31	74	B Jack ADLARD	Peugeot 205 GTi	11	16:53.15	1:20.89	64.06	1:27.65	5 67.32
32	99	Stuart HERRIOTT	Citroen Saxo VTR	11	16:54.06	1:21.80	64.00	1:28.27	11 66.84
33	67	B Matthew STUBINGTON	Peugeot 205 GTi	11	16:58.46	1:26.20	63.73	1:28.10	7 66.97

Not-Classified

41		Bob TILLING	Citroen Saxo VTR	5	8:46.11	DNF	56.08	1:31.29	3 64.63
52		Steve NOBLE	Ford Sport KA	4	5:57.97	DNF	65.93	1:26.26	4 68.40
84		Adam STOKES	Peugeot 106 XSi	4	5:59.48	DNF	65.65	1:26.74	4 68.02
24	B	Robert BENNETT	Ford Fiesta XR2	2	3:13.84	DNF	60.88	1:30.02	2 65.55
60		Tom SIMPSON	Citroen Saxo VTR	1	2:00.80	DNF	48.84		0 0.00

Non-Starters

49	B	Bill PARIERA	Citroen AX GTi						
83		Chris MOHAN	Peugeot 106 XSi						

Fastest Lap

88		Nick THORNTON-JONES	Citroen Saxo VTR				1:21.92	10	72.03
33	B	Andy PHILPOTTS	Ford Fiesta XR2i				1:24.30	9	69.99

Weather / Track: Cloudy / Wet then drying a bit

Start Time : 13:47

Silverstone National

29 Aug 10 14:07

Clerk of Course : <i>[Signature]</i>	Time Issued : 14.26.	Chief Timekeeper : Terry Stevens <i>[Signature]</i>
---	-------------------------	--

THESE RESULTS REMAIN PROVISIONAL FOR A MINIMUM OF 30 MINUTES FROM THE TIME OF ISSUE AND UNTIL ALL JUDICIAL AND TECHNICAL MATTERS HAVE BEEN SETTLED

Results produced on HS Sports Timing and Results Systems. Results online at www.750MC.co.uk



Provisional Results - Race 11

750MC Formula 4 Championship


Pl	No	Cl	Name	Car	Laps	Time	Behind	MPH	Best Lap on	MPH
1	1	A	Jonathan WESTON-TAYLOR	Mygale US 2000	13	14:50.37		86.15	1:06.09	12 89.28
2	79	A	Oliver SIRRELL	Van Diemen RF97	13	14:53.05	2.68	85.89	1:05.07	13 90.68
3	5	A	Bryn TOOTELL	Van Diemen RF06/09	13	14:53.19	2.82	85.88	1:04.46	12 91.54
4	4	A	Andrew MINNETT	Van Diemen RF99	13	14:59.83	9.46	85.24	1:06.65	11 88.53
5	6	A	Malcolm SCOTT	Van Diemen RF00	13	15:09.30	18.93	84.36	1:06.37	12 88.90
6	64	C	John WHITBOURN	Ray GRS02	13	15:22.04	31.67	83.19	1:08.08	11 86.67
7	42	C	Paul BRITTEN	Van Diemen RF00	13	15:22.27	31.90	83.17	1:07.79	13 87.04
8	7	A	Robble WATTS	Van Diemen Raw 09	13	15:22.58	32.21	83.14	1:05.53	11 90.04
9	76	A	Jennifer SCOTT	Van Diemen RF99	13	15:31.11	40.74	82.38	1:07.28	12 87.70
10	83	C	Paul PRESGRAVES	Van Diemen RF98	13	15:44.24	53.87	81.23	1:09.14	11 85.34
11	63	C	James HARRIS	Mygale SJ00	13	15:44.67	54.30	81.20	1:08.24	12 86.47
12	58	A	Dave SHELTON	Van Diemen RF95	13	15:54.33	1:03.96	80.38	1:10.29	10 83.94
13	21	B	Clive YORATH	Reynard SF84	12	15:30.91	1 Lap	76.06	1:12.74	12 81.12
14	27	A	Mike WEBBER	Magnum F4A	12	16:34.01	1 Lap	71.23	1:15.33	11 78.33
15	88	A2	Michael FRYATT	Revelation 750	11	15:47.99	2 Laps	68.47	1:23.80	2 70.41
16	40	A2	David WOODSWORTH-DALE	Revelation 2009	11	16:01.54	2 Laps	67.50	1:21.65	10 72.26
Not-Classified										
41	A	Simon EMMERSON	Mygale US2K/3	8	10:27.94	DNF	75.17	1:11.78	6	82.20
22	A	Daniel HANDS	Renault RC98	7	8:04.33	DNF	85.28	1:07.72	5	87.13
Non-Starters										
29	A	Mark COLLINSON	Van Diemen RF00							
31	A	Erwin SMIECH	Van Diemen RM06							
35	A	Terry REEVES	Van Diemen RF04							
Fastest Lap										
5	A	Bryn TOOTELL	Van Diemen RF06/09					1:04.46	12	91.54
42	C	Paul BRITTEN	Van Diemen RF00					1:07.79	13	87.04
21	B	Clive YORATH	Reynard SF84					1:12.74	12	81.12
40	A2	David WOODSWORTH-DALE	Revelation 2009					1:21.65	10	72.26 Rec

Weather / Track: Bright / Drying

Start Time : 14:27

Silverstone National

29 Aug 10 14:44

Clerk of Course: 	Time Issued : 14:43	Chief Timekeeper : Terry Stevens 
---	---------------------	--

THESE RESULTS REMAIN PROVISIONAL FOR A MINIMUM OF 30 MINUTES FROM THE TIME OF ISSUE AND UNTIL ALL JUDICIAL AND TECHNICAL MATTERS HAVE BEEN SETTLED

Results produced on HS Sports Timing and Results Systems. Results online at www.750MC.co.uk



Provisional Results - Race 12

750MC Bike-Sports Championship

Pl	No	Cl	Name	Car	Laps	Time	Behind	MPH	Best Lap on	MPH
1	95	A2	Richard STABLES	Radical PR6 Prosport	19	19:01.53		98.21	58.73	19 100.47
2	25	A2	James BREAKELL	Radical PR6 Prosport	19	19:13.14	11.61	97.22	59.35	11 99.42
3	37	I	Bill HENDERSON	Radical SR3	19	19:22.69	21.16	96.42	59.62	7 98.97
4	57	A2	Oliver COX	Radical SR4	18	19:13.99	1 Lap	92.03	1:02.04	14 95.11
5	27	C2	Joe JACKSON	Global GT	18	19:43.77	1 Lap	89.72	1:03.18	10 93.39
6	21	C2	Kevin GOATER	Kellforms Retoga	18	20:04.39	1 Lap	88.18	1:04.09	9 92.06
7	12	C2	Peter COOMBS	Coombs Sports 8C	17	19:23.25	2 Laps	86.23	1:04.41	13 91.61
8	78	B2	Peter BROWN	Radical Clubsport	16	19:13.09	3 Laps	81.87	1:09.37	2 85.06

Not-Classified

32	A1	Paul LE MAITRE	Hedgehog BS10	15	15:54.25	DNF	92.75	1:01.67	13 95.68
62	C2	Lewis SHELLEY	Global GT	7	8:06.17	DNF	84.96	1:05.00	6 90.78

Fastest Lap

95	A2	Richard STABLES	Radical PR6 Prosport					58.73	19 100.47	Rec
37	I	Bill HENDERSON	Radical SR3					59.62	7 98.97	
32	A1	Paul LE MAITRE	Hedgehog BS10					1:01.67	13 95.68	Rec
27	C2	Joe JACKSON	Global GT					1:03.18	10 93.39	Rec
78	B2	Peter BROWN	Radical Clubsport					1:09.37	2 85.06	Rec

Weather / Track: Bright / Dry

Start Time : 14:51

Silverstone National

29 Aug 10 15:12

Clerk of Course :  15-13	Time Issued :	Chief Timekeeper : Terry Stevens 
--	---------------	---

THESE RESULTS REMAIN PROVISIONAL FOR A MINIMUM OF 30 MINUTES FROM THE TIME OF ISSUE AND UNTIL ALL JUDICIAL AND TECHNICAL MATTERS HAVE BEEN SETTLED

Results produced on HS Sports Timing and Results Systems. Results online at www.750MC.co.uk



Provisional Results - Race 13

750MC MR2 Championship

Pl	No	Cl	Name	Car	Laps	Time	Behind	MPH	Best Lap on	MPH
1	58	B	Steve LUMLEY	Toyota MR2 Mk2	16	19:19.80		81.40	1:11.74	8 82.25
2	28	B	Zac CHAPMAN	Toyota MR2 Mk2	16	19:21.05	1.25	81.31	1:11.63	4 82.37
3	55	B	Andrei BGATOV	Toyota MR2 Mk2	16	19:22.23	2.43	81.23	1:11.33	7 82.72
4	77	B	John WILSON	Toyota MR2 Mk2	16	19:23.51	3.71	81.14	1:11.74	8 82.25
5	68	B	Alexander LENNON	Toyota MR2 Mk2	16	19:27.11	7.31	80.89	1:12.09	4 81.85
6	50	B	Guy HEFFORD	Toyota MR2 Mk2	16	19:27.55	7.75	80.86	1:11.99	3 81.96
7	29	B	Paul HINSON	Toyota MR2 Mk2	16	19:31.62	11.82	80.58	1:12.36	2 81.54
8	76	B	Patrick MORTELL	Toyota MR2 Mk2	16	19:41.58	21.78	79.90	1:12.58	7 81.30
9	27	B	Simon TOPP	Toyota MR2 Mk2	16	19:46.81	26.81	79.56	1:13.15	6 80.66
10	24	B	Paul HUTSON	Toyota MR2 Mk2	16	20:05.50	45.70	78.31	1:13.55	5 80.22
11	49	B	James McCUTCHEON	Toyota MR2 Mk2	16	20:10.91	51.11	77.96	1:14.42	13 79.29
12	79	C	Jonathan GRIMES	Toyota MR2 Mk3	16	20:13.29	53.49	77.81	1:13.80	3 79.95
13	67	B	Lee McKEE	Toyota MR2 Mk2	16	20:14.22	54.42	77.75	1:14.74	9 78.95
14	26	B	Paul GRIMMETT	Toyota MR2 Mk2	16	20:14.26	54.46	77.75	1:14.33	11 79.38
15	30	B	Steve PEGG	Toyota MR2 Mk2	16	20:17.48	57.68	77.54	1:14.40	4 79.31
16	32	B	George HOUGHAM	Toyota MR2 Mk2	16	20:23.61	1:03.81	77.15	1:14.14	14 79.58
17	51	B	Peter LEWIS	Toyota MR2 Mk2	16	20:27.15	1:07.35	76.93	1:14.42	7 79.29
18	88	C	Stuart NICHOLLS	Toyota MR2 Roadster	15	19:25.78	1 Lap	75.92	1:14.48	11 79.22
19	43	B	John THORNBUR	Toyota MR2 Mk2	15	19:26.02	1 Lap	75.90	1:15.66	11 77.99
20	89	C	Michael NICHOLLS	Toyota MR2 Roadster	15	19:31.00	1 Lap	75.58	1:15.86	9 77.78

Not-Classified

36	B	Robert BARNETT	Toyota MR2 Mk2	12	14:44.23	DNF	80.08	1:12.82	8	81.03
----	---	----------------	----------------	----	----------	-----	-------	---------	---	-------

Fastest Lap

55	B	Andrei BGATOV	Toyota MR2 Mk2					1:11.33	7	82.72
79	C	Jonathan GRIMES	Toyota MR2 Mk3					1:13.80	3	79.95

Weather / Track: Bright / Dry

Start Time : 15:16

Silverstone National

29 Aug 10 15:38

Clerk of Course 	Time Issued : 15:40	Chief Timekeeper : Terry Stevens 
---	------------------------	---

THESE RESULTS REMAIN PROVISIONAL FOR A MINIMUM OF 30 MINUTES FROM THE TIME OF ISSUE AND UNTIL ALL JUDICIAL AND TECHNICAL MATTERS HAVE BEEN SETTLED

Results produced on HS Sports Timing and Results Systems. Results online at www.750MC.co.uk



750MC MR2 Championship

Provisional Results - Race 13 (Amended)

Pl	No	Cl	Name	Car	Laps	Time	Behind	MPH	Best Lap on	MPH	
1	58	B	Steve LUMLEY	Toyota MR2 Mk2	16	19:19.80		81.40	1:11.74	8	82.25
2	28	B	Zac CHAPMAN	Toyota MR2 Mk2	16	19:21.05	1.25	81.31	1:11.63	4	82.37
3	77	B	John WILSON	Toyota MR2 Mk2	16	19:23.51	3.71	81.14	1:11.74	8	82.25
4	68	B	Alexander LENNON	Toyota MR2 Mk2	16	19:27.11	7.31	80.89	1:12.09	4	81.85
5	50	B	Guy HEFFORD	Toyota MR2 Mk2	16	19:27.55	7.75	80.86	1:11.99	3	81.96
6	29	B	Paul HINSON	Toyota MR2 Mk2	16	19:31.62	11.82	80.58	1:12.36	2	81.54
7	76	B	Patrick MORTELL	Toyota MR2 Mk2	16	19:41.58	21.78	79.90	1:12.58	7	81.30
8	27	B	Simon TOPP	Toyota MR2 Mk2	16	19:46.61	26.81	79.56	1:13.15	6	80.66
9	24	B	Paul HUTSON	Toyota MR2 Mk2	16	20:05.50	45.70	78.31	1:13.55	5	80.22
10	49	B	James McCUTCHEON	Toyota MR2 Mk2	16	20:10.91	51.11	77.96	1:14.42	13	79.29
11	79	C	Jonathan GRIMES	Toyota MR2 Mk3	16	20:13.29	53.49	77.81	1:13.80	3	79.95
12	67	B	Lee McKEE	Toyota MR2 Mk2	16	20:14.22	54.42	77.75	1:14.74	9	78.95
13	26	B	Paul GRIMMETT	Toyota MR2 Mk2	16	20:14.26	54.46	77.75	1:14.33	11	79.38
14	30	B	Steve PEGG	Toyota MR2 Mk2	16	20:17.48	57.68	77.54	1:14.40	4	79.31
15	32	B	George HOUGHAM	Toyota MR2 Mk2	16	20:23.61	1:03.81	77.15	1:14.14	14	79.58
16	51	B	Peter LEWIS	Toyota MR2 Mk2	16	20:27.15	1:07.35	76.93	1:14.42	7	79.29
17	88	C	Stuart NICHOLLS	Toyota MR2 Roadster	15	19:25.78	1 Lap	75.92	1:14.48	11	79.22
18	43	B	John THORNER	Toyota MR2 Mk2	15	19:26.02	1 Lap	75.90	1:15.66	11	77.99
19	89	C	Michael NICHOLLS	Toyota MR2 Roadster	15	19:31.00	1 Lap	75.58	1:15.86	9	77.78

Not-Classified

36	B	Robert BARNETT	Toyota MR2 Mk2	12	14:44.23	DNF	80.08	1:12.82	8	81.03
----	---	----------------	----------------	----	----------	-----	-------	---------	---	-------

Exclusions

55	B	Andrel BGATOV	Toyota MR2 Mk2	C3.1.1 - car underweight						
----	---	---------------	----------------	--------------------------	--	--	--	--	--	--

Fastest Lap

28	B	Zac CHAPMAN	Toyota MR2 Mk2					1:11.63	4	82.37
79	C	Jonathan GRIMES	Toyota MR2 Mk3					1:13.80	3	79.95

Weather / Track: Bright / Dry

Start Time : 15:16

Silverstone National

29 Aug 10 16:48

Clerk of Course : 	Time Issued :	Chief Timekeeper : Terry Stevens
-----------------------	---------------	--------------------------------------

THESE RESULTS REMAIN PROVISIONAL FOR A MINIMUM OF 30 MINUTES FROM THE TIME OF ISSUE AND UNTIL ALL JUDICIAL AND TECHNICAL MATTERS HAVE BEEN SETTLED.

Results produced on HS Sports Timing and Results Systems



Provisional Results - Race 14

750MC 750 Trophy Series

Pl	No	Cl	Name	Car	Laps	Time	Behind	MPH	Best Lap on	MPH
1	2	I	Roger WINDLEY	Time 3B	11	14:09.79		76.38	1:15.35	8 78.31
2	8	C	John WEBB	Rawson Special	11	14:18.00	8.21	75.65	1:16.16	6 77.47
3	9	C	Paul GOROLINI	JB	11	14:40.26	30.47	73.73	1:16.38	6 77.25
4	15	I	Ron WELSH	Fairthorpe FJ	11	14:44.26	34.47	73.40	1:18.15	9 75.50
5	35	C	Michael O'MAHONY	Snipe	11	14:45.45	35.66	73.30	1:17.92	5 75.72
6	3	C	David LARKINS	Gerrell Reliant	11	14:57.46	47.67	72.32	1:18.11	7 75.54
7	38	C	Russell SPINKS	Hague	11	15:06.31	56.52	71.61	1:20.66	8 73.15
8	73	C	Nic GRELE	Jeffrey Mk1	11	15:06.47	56.68	71.60	1:20.09	9 73.67
9	13	A	Gregan THURSTON	Austin 7 Super	10	14:43.06	1 Lap	66.82	1:25.74	10 68.82
10	4	A	John SKEAVINGTON	Austin Ulster	10	15:06.59	1 Lap	65.08	1:28.42	2 66.73
11	75	A	Mike PECK	Austin 7	10	15:08.09	1 Lap	64.98	1:28.32	7 66.81
12	30	A	Tim MYALL	Austin 7 Pigsty	10	15:17.61	1 Lap	64.30	1:30.07	3 65.51
13	32	A	David WHETTON	A7 Mouse Racer	10	15:30.72	1 Lap	63.40	1:30.93	9 64.89
14	31	A	Christian PEDERSEN	Austin 7 Special	9	14:12.10	2 Laps	62.32	1:31.95	8 64.17
15	21	A	Allstair FRAYLING-CORK	Austin 7 Special	9	14:42.05	2 Laps	60.20	1:35.50	9 61.78
16	17	A	Timothy HOLCROFT-SMITH	Austin 7 Ulster	9	15:01.70	2 Laps	58.89	1:38.11	9 60.14
17	25	A	David ASPLIN	Austin Ulster	9	15:06.73	2 Laps	58.57	1:37.95	3 60.24

Not-Classified

6	A	John GASKING	Austin 7	5	8:24.45	DNF	58.48	1:37.38	3 60.59
23	C	Lyndon THURSTON	DNC Trophy	3	4:44.76	DNF	62.16	1:29.29	3 66.08
11	A	Ben MYALL	Austin 7 Pigsty Mk13	2	3:08.22	DNF	62.70	1:29.40	2 66.00
40	A	Stuart ROSE	Austin 7 Ulster	1	2:29.90	DNF	39.36		0 0.00

Non-Starters

97	A	Malcom HILLS	Austin Pigsty Special
----	---	--------------	-----------------------

Fastest Lap

2	I	Roger WINDLEY	Time 3B	1:15.35	8 78.31
8	C	John WEBB	Rawson Special	1:16.16	6 77.47
13	A	Gregan THURSTON	Austin 7 Super	1:25.74	10 68.82 Rec

Weather / Track: Bright / Dry

Start Time : 15:44

Silverstone National

29 Aug 10 15:59

Clerk of Course: 	Time Issued: 16.00.	Chief Timekeeper: Terry Stevens
----------------------	------------------------	-------------------------------------

THESE RESULTS REMAIN PROVISIONAL FOR A MINIMUM OF 30 MINUTES FROM THE TIME OF ISSUE AND UNTIL ALL JUDICIAL AND TECHNICAL MATTERS HAVE BEEN SETTLED

Results produced on HS Sports Timing and Results Systems. Results online at www.750MC.co.uk

Demon Tweeks / Yokohama Stock Hatch Championship

Provisional Results - Race 15 - Final (Amended)

Pl	No	Cl	Name	Car	Laps	Time	Behind	MPH	Best Lap on	MPH
1	1		Jeff HUMPHRIES	Peugeot 106 Rallye	10	12:18.24		79.93	1:12.39	2 81.51
2	101		Robble BOON	Citroen Saxo VTR	10	12:20.22	1.98	79.71	1:12.41	8 81.49
3	66		Josh COOK	Citroen Saxo VTR	10	12:21.69	3.45	79.55	1:12.82	7 81.03
4	20		Andrew FOLEY	Citroen Saxo VTR	10	12:21.74	3.50	79.55	1:13.06	8 80.76
5	54		Maurice HAYDEN	Citroen Saxo VTR	10	12:21.97	3.73	79.52	1:12.84	6 81.00
6	92		Patrick FLETCHER	Citroen Saxo VTR	10	12:22.27	4.03	79.49	1:12.69	7 81.17
7	69		Joel SHIPTON	Citroen Saxo VTR	10	12:28.19	9.95	78.86	1:13.39	3 80.40
8	4		Terry ROUGHTON	Citroen Saxo VTR	10	12:28.80	10.56	78.80	1:13.21	6 80.60
9	76		Gareth WRIGHT	Peugeot 106 XSi	10	12:29.72	11.48	78.70	1:13.19	4 80.62
10	88		Nick THORNTON-JONES	Citroen Saxo VTR	10	12:29.83	11.59	78.69	1:13.23	7 80.57
11	53		Andrew TSANG	Peugeot 106 XSi	10	12:31.24	13.00	78.54	1:13.45	6 80.33
12	55		Rory COOPER	Citroen Saxo VTR	10	12:32.83	14.59	78.38	1:13.27	9 80.53
13	14		Tom MOLYNEUX	Peugeot 106 Rally	10	12:33.05	14.81	78.35	1:13.62	7 80.15
14	8		Shaun HAGEN	Citroen Saxo VTR	10	12:33.25	15.01	78.33	1:13.61	9 80.16
15	16		Robert FOREMAN	Citroen Saxo VTR	10	12:34.22	15.98	78.23	1:13.36	7 80.43
16	100	B	Martin BOON	Rover Metro GTI	10	12:34.25	16.01	78.23	1:13.69	10 80.07
17	42	B	Lee SCOTT	Ford Fiesta XR2i	10	12:34.65	16.41	78.19	1:13.64	10 80.12
18	7		Andrew TIBBS	Citroen Saxo VTR	10	12:35.89	17.65	78.06	1:13.71	7 80.05
19	68		Andrew THORPE	Peugeot 106 XSi	10	12:36.08	17.84	78.04	1:13.57	8 80.20
20	71		James MARSHALL	Citroen Saxo VTR	10	12:37.81	19.57	77.86	1:13.76	8 79.99
21	46		Liam SARGENT	Peugeot 106 XSi	10	12:38.39	20.15	77.80	1:13.96	8 79.78
22	33	B	Andy PHILPOTTS	Ford Fiesta XR2i	10	12:43.74	25.50	77.26	1:14.33	7 79.38
23	47		Will SARGENT	Peugeot 106 XSi	10	12:44.14	25.90	77.22	1:14.84	4 78.84
24	90	B	Martyn FOWDEY	Ford Fiesta XR2	10	12:46.76	28.52	76.95	1:14.34	6 79.37
25	72		Jonathan WOOLLEY	Citroen Saxo VTR	10	12:47.39	29.15	76.89	1:14.38	6 79.33
26	81		Trevor GREGORY	Citroen Saxo VTR	10	12:47.57	29.33	76.87	1:14.49	7 79.21
27	23		Kirk DEWELL	Citroen Saxo VTR	10	12:48.41	30.17	76.79	1:14.28	5 79.43
28	43		Terry BOTTING	Citroen Saxo VTR	10	12:49.25	31.01	76.70	1:14.77	2 78.91
29	82		Stuart WINDOW	Citroen Saxo VTR	10	12:51.15	32.91	76.51	1:14.71	4 78.98
30	28		Dan SUMMERS	Peugeot 106 Rallye	10	12:54.63	36.39	76.17	1:14.89	5 78.79
31	79	B	Andrew LIGHTFOOT	Ford Fiesta XR2	10	12:55.78	37.54	76.06	1:14.30	9 79.41
32	58		Paul JARVIS	Citroen Saxo VTR	10	12:56.74	38.50	75.96	1:15.72	8 77.92
33	57	B	Collin THORPE	Ford Fiesta XR2	10	12:58.91	40.67	75.75	1:16.07	3 77.57
34	30		Nell TROTTER	MG Rover ZR	10	13:19.17	1:00.93	73.83	1:17.77	3 75.87

Not-Classified

12	Joe McMILLAN	Citroen Saxo VTR	6	7:23.85	DNF	79.76	1:12.43	2	81.46
96	Joe FERGUSON	Citroen Saxo VTR	2	2:36.33	DNF	75.49	1:15.08	2	78.59
51	Matt DIGBY	Citroen Saxo VTR	1	1:22.48	DNF	71.54		0	0.00
50	John GUDGEON	Peugeot 106 XSi	0		Starter	0.00			

Exclusions

21	Wayne HARRIS	Citroen Saxo VTR	C3.1.1 - Seat belts						
----	--------------	------------------	---------------------	--	--	--	--	--	--

Non-Starters

10	Jake FARNDON	Citroen Saxo VTR								
6	Martin WARD	Citroen Saxo VTR								
9	Carl SWAN	Citroen Saxo VTR								
91	Jon MAYBIN	Citroen C2								

Fastest Lap

1	Jeff HUMPHRIES	Peugeot 106 Rallye				1:12.39	2	81.51	Rec
42	B Lee SCOTT	Ford Fiesta XR2i				1:13.64	10	80.12	

Weather / Track: D

Start Time : 16:18

Silverstone National

29 Aug 10 17:57

Clerk of Course :  18.00	Time Issued :	Chief Timekeeper : Terry Stevens 
--	---------------	---

THESE RESULTS REMAIN PROVISIONAL FOR A MINIMUM OF 30 MINUTES FROM THE TIME OF ISSUE AND UNTIL ALL JUDICIAL AND TECHNICAL MATTERS HAVE BEEN SETTLED.

Results produced on HS Sports Timing and Results Systems

Provisional Results - Race 15 - Final

Demon Tweeks / Yokohama Stock Hatch Championship

Pl	No	Cl	Name	Car	Laps	Time	Behind	MPH	Best Lap on	MPH
1	1		Jeff HUMPHRIES	Peugeot 106 Rallye	10	12:18.24		79.93	1:12.39	2 81.51
2	21		Wayne HARRIS	Citroen Saxo VTR	10	12:18.59	0.35	79.89	1:12.88	9 80.96
3	101		Robbie BOON	Citroen Saxo VTR	10	12:20.22	1.98	79.71	1:12.41	8 81.49
4	66		Josh COOK	Citroen Saxo VTR	10	12:21.69	3.45	79.55	1:12.82	7 81.03
5	20		Andrew FOLEY	Citroen Saxo VTR	10	12:21.74	3.50	79.55	1:13.06	8 80.76
6	54		Maurice HAYDEN	Citroen Saxo VTR	10	12:21.97	3.73	79.52	1:12.84	6 81.00
7	92		Patrick FLETCHER	Citroen Saxo VTR	10	12:22.27	4.03	79.49	1:12.69	7 81.17
8	69		Joel SHIPTON	Citroen Saxo VTR	10	12:28.19	9.95	78.86	1:13.39	3 80.40
9	4		Terry ROUGHTON	Citroen Saxo VTR	10	12:28.80	10.56	78.80	1:13.21	6 80.60
10	76		Gareth WRIGHT	Peugeot 106 XSI	10	12:29.72	11.48	78.70	1:13.19	4 80.62
11	88		Nick THORNTON-JONES	Citroen Saxo VTR	10	12:29.83	11.59	78.69	1:13.23	7 80.57
12	53		Andrew TSANG	Peugeot 106 XSI	10	12:31.24	13.00	78.54	1:13.45	6 80.33
13	55		Rory COOPER	Citroen Saxo VTR	10	12:32.83	14.59	78.38	1:13.27	9 80.53
14	14		Tom MOLYNEUX	Peugeot 106 Rally	10	12:33.05	14.81	78.35	1:13.62	7 80.15
15	8		Shaun HAGEN	Citroen Saxo VTR	10	12:33.25	15.01	78.33	1:13.61	9 80.16
16	16		Robert FOREMAN	Citroen Saxo VTR	10	12:34.22	15.98	78.23	1:13.36	7 80.43
17	100	B	Martin BOON	Rover Metro GTI	10	12:34.25	16.01	78.23	1:13.69	10 80.07
18	42	B	Lee SCOTT	Ford Fiesta XR2i	10	12:34.65	16.41	78.19	1:13.64	10 80.12
19	7		Andrew TIBBS	Citroen Saxo VTR	10	12:35.89	17.65	78.06	1:13.71	7 80.05
20	68		Andrew THORPE	Peugeot 106 XSI	10	12:36.08	17.84	78.04	1:13.57	8 80.20
21	71		James MARSHALL	Citroen Saxo VTR	10	12:37.81	19.57	77.86	1:13.76	8 79.99
22	46		Liam SARGENT	Peugeot 106 XSI	10	12:38.39	20.15	77.80	1:13.96	8 79.78
23	33	B	Andy PHILPOTTS	Ford Fiesta XR2i	10	12:43.74	25.50	77.26	1:14.33	7 79.38
24	47		Will SARGENT	Peugeot 106 XSI	10	12:44.14	25.90	77.22	1:14.84	4 78.84
25	90	B	Martyn FOWDREY	Ford Fiesta XR2	10	12:46.76	28.52	76.95	1:14.34	6 79.37
26	72		Jonathan WOOLLEY	Citroen Saxo VTR	10	12:47.39	29.15	76.89	1:14.38	6 79.33
27	81		Trevor GREGORY	Citroen Saxo VTR	10	12:47.57	29.33	76.87	1:14.49	7 79.21
28	23		Kirk DEWELL	Citroen Saxo VTR	10	12:48.41	30.17	76.79	1:14.28	5 79.43
29	43		Terry BOTTING	Citroen Saxo VTR	10	12:49.25	31.01	76.70	1:14.77	2 78.91
30	82		Stuart WINDOW	Citroen Saxo VTR	10	12:51.15	32.91	76.51	1:14.71	4 78.98
31	28		Dan SUMMERS	Peugeot 106 Rallye	10	12:54.63	36.39	76.17	1:14.89	5 78.79
32	79	B	Andrew LIGHTFOOT	Ford Fiesta XR2	10	12:55.78	37.54	76.06	1:14.30	9 79.41
33	58		Paul JARVIS	Citroen Saxo VTR	10	12:56.74	38.50	75.96	1:15.72	8 77.92
34	57	B	Colin THORPE	Ford Fiesta XR2	10	12:58.91	40.67	75.75	1:16.07	3 77.57
35	30		Neil TROTTER	MG Rover ZR	10	13:19.17	1:00.93	73.83	1:17.77	3 75.87

Not-Classified

12	Joe McMILLAN	Citroen Saxo VTR	6	7:23.85	DNF	79.76	1:12.43	2	81.46
96	Joe FERGUSON	Citroen Saxo VTR	2	2:36.33	DNF	75.49	1:15.08	2	78.59
51	Matt DIGBY	Citroen Saxo VTR	1	1:22.48	DNF	71.54		0	0.00
50	John GUDGEON	Peugeot 106 XSI	0		Starter	0.00			

Non-Starters

10	Jake FARNDON	Citroen Saxo VTR
6	Martin WARD	Citroen Saxo VTR
9	Carl SWAN	Citroen Saxo VTR
91	Jon MAYBIN	Citroen C2

Fastest Lap



1	Jeff HUMPHRIES	Peugeot 106 Rallye				1:12.39	2	81.51	Rec
42	B Lee SCOTT	Ford Fiesta XR2i				1:13.64	10	80.12	

Weather / Track: Bright / Dry

Start Time : 16:18

Silverstone National

29 Aug 10 16:40

Clerk of Course : 	Time Issued : 17.18	Chief Timekeeper : Terry Stevens 
---	------------------------	---

THESE RESULTS REMAIN PROVISIONAL FOR A MINIMUM OF 30 MINUTES FROM THE TIME OF ISSUE AND UNTIL ALL JUDICIAL AND TECHNICAL MATTERS HAVE BEEN SETTLED



Provisional Results - Race 16 (Restart)

750MC Formula Vee Championship

Pl	No	Cl	Name	Car	Laps	Time	Behind	MPH	Best Lap on	MPH
1	3		Martin FARMER	GAC	7	7:47.21		88.40	1:05.97	6 89.44
2	33		Ben ANDERSON	GAC 1	7	7:49.02	1.81	88.06	1:05.89	5 89.55
3	30		Ashley SUTTON	Storm 2007	7	7:49.38	2.17	87.99	1:06.21	2 89.12
4	10		Peter BELSEY	Spyder MK2	7	7:54.59	7.38	87.03	1:07.15	7 87.87
5	6		Dave HODKIN	AHS Dominator	7	7:54.81	7.60	86.99	1:06.42	2 88.83
6	14		Stephen GLASSWELL	Storm	7	7:58.56	11.35	86.31	1:07.19	5 87.82
7	8		Paul TAYLOR	GAC	7	7:59.62	12.41	86.12	1:07.29	4 87.69
8	13		Steve OUGH	AHS Dominator	7	8:00.54	13.33	85.95	1:07.57	5 87.32
9	24		Daniel PITCHFORD	Leystone	7	8:00.76	13.55	85.91	1:07.00	2 88.07
10	21		David TOWNROW	Leystone	7	8:10.58	23.37	84.19	1:08.86	2 85.69
11	67		Alan SWAIN	GAC	7	8:12.26	25.05	83.90	1:08.56	6 86.06
12	93	B	Alan FORSTER	Scarab Mk2	7	8:12.42	25.21	83.88	1:09.01	7 85.50
13	23	B	Ian JORDAN	Sheane	7	8:13.86	26.65	83.63	1:08.89	5 85.65
14	38		Ben MILOUDI	Ray 97	7	8:15.75	28.54	83.31	1:09.28	5 85.17
15	46		Tim HILL	AHS Challenger	7	8:16.79	29.58	83.14	1:09.03	5 85.48
16	52		Dan BRIGHAM	AHS Challenger	7	8:17.18	29.97	83.07	1:09.41	6 85.01
17	97		Perry TUBB	GAC	7	8:17.64	30.43	83.00	1:08.89	6 85.65
18	77		Matthew PERKS	GAC	7	8:19.91	32.70	82.62	1:09.11	6 85.38
19	18		Tim PROBERT	Storm SF1	7	8:23.05	35.84	82.10	1:08.76	2 85.81
20	85	B	Tony DOWSON	Sheane	7	8:23.50	36.29	82.03	1:09.83	4 84.50
21	31		Graham GANT	WEV	7	8:27.74	40.53	81.35	1:08.56	2 86.06
22	74	B	James CONYERS	Leystone	7	8:28.85	41.64	81.17	1:11.05	5 83.05
23	32		Paul SMITH	Storm 2006	7	8:34.12	46.91	80.34	1:10.94	2 83.17
24	92		Tony MITCHELL	Ray	7	8:34.59	47.38	80.26	1:11.44	3 82.59
25	41	B	Gordon BARNES	Spyder	7	8:35.09	47.88	80.19	1:11.31	3 82.74
26	29	B	Sam ENGINEER	Sheane Mk2	7	8:35.55	48.34	80.11	1:11.28	3 82.78
27	89	B	Martin BORROW	ACE Mk2	7	8:40.70	53.49	79.32	1:12.18	2 81.75
28	28		Ben WILLIAMS	Storm	7	8:41.72	54.51	79.17	1:11.02	5 83.08
29	88	B	Chris WILSHER	Sheane W4	7	8:50.54	1:03.33	77.85	1:13.83	2 79.92
30	80	B	Gordon RAE	AHS	7	8:55.87	1:08.66	77.08	1:13.87	4 79.88
31	65	B	John BENNETT	Sheane Mk1	6	7:57.86	1 Lap	74.09	1:15.62	2 78.03
32	56	B	Philip BURDEN	AHS	6	7:59.85	1 Lap	73.78	1:16.53	2 77.10

Not-Classified

44	Andrew PERKS	GAC	5	6:08.90	DNF	79.97	1:11.09	3	83.00
68	Ian BUXTON	GAC	1	1:31.55	DNF	64.45		0	0.00

Non-Starters

26	Peter ANDREWS	Sheane Mk2
----	---------------	------------

Fastest Lap

33	Ben ANDERSON	GAC 1	1:05.89	5	89.55
23	B Ian JORDAN	Sheane	1:08.89	5	85.65

Weather / Track: Bright / Dry

Start Time : 17:08

Silverstone National

29 Aug 10 17:22

Clerk of Course : 	Time Issued :	Chief Timekeeper : Terry Stevens 
--	---------------	---

THESE RESULTS REMAIN PROVISIONAL FOR A MINIMUM OF 30 MINUTES FROM THE TIME OF ISSUE AND UNTIL ALL JUDICIAL AND TECHNICAL MATTERS HAVE BEEN SETTLED.

Results produced on HS Sports Timing and Results Systems



P16 - Provisional Qualifying Times for Race 16

750MC Formula Vee Championship

Pl	No	Cl	Name	Car	Laps	Time on Lap	Behind	MPH
1	33		Ben ANDERSON	GAC 1	11	1:07.02	4	88.04
2	3		Martin FARMER	GAC	12	1:07.09	4	87.95
3	6		Dave HODKIN	AHS Dominator	7	1:07.29	4	87.69
4	10		Peter BELSEY	Spyder MK2	12	1:07.36	5	87.60
5	68		Ian BUXTON	GAC	12	1:07.45	5	87.48
6	30		Ashley SUTTON	Storm 2007	11	1:07.62	3	87.26
7	14		Stephen GLASSWELL	Storm	6	1:08.14	5	86.59
8	24		Daniel PITCHFORD	Leystone	9	1:08.29	5	86.40
9	13		Steve OUGH	AHS Dominator	11	1:08.65	5	85.95
10	67		Alan SWAIN	GAC	12	1:08.66	2	85.94
11	8		Paul TAYLOR	GAC	9	1:08.81	3	85.75
12	23	B	Ian JORDAN	Sheane	10	1:09.26	5	85.19
13	52		Dan BRIGHAM/No transponder	AHS Challenger	12	1:09.41	4	85.01
14	21		David TOWNROW	Leystone	12	1:09.53	5	84.86
15	31		Graham GANT	WEV	12	1:09.71	5	84.64
16	18		Tim PROBERT	Storm SF1	6	1:09.96	4	84.34
17	97	B	Perry TUBB	Pirtek Marauder	8	1:10.51	5	83.68
18	46		Tim HILL	AHS Challenger	12	1:10.61	5	83.56
19	93	B	Alan FORSTER	Scarab Mk2	12	1:11.11	4	82.98
20	77		Matthew PERKS	GAC	11	1:11.61	3	82.40
21	85	B	Tony DOWSON	Sheane	11	1:12.28	4	81.63
22	56	B	Phillip BURDEN	AHS	8	1:12.65	4	81.22
23	26		Peter ANDREWS	Sheane Mk2	11	1:12.72	3	81.14
24	74	B	James CONYERS	Leystone	11	1:13.00	4	80.83
25	38		Ben MILOUDI	Ray 97	11	1:13.28	4	80.52
26	89	B	Martin BORROW	ACE Mk2	10	1:13.55	4	80.22
27	32		Paul SMITH	Storm 2006	11	1:13.77	4	79.98
28	92		Tony MITCHELL	Ray	9	1:13.86	3	79.89
29	29	B	Sam ENGINEER	Sheane Mk2	9	1:13.90	5	79.84
30	41	B	Gordon BARNES	Spyder	11	1:14.09	3	79.64
31	44		Andrew PERKS	GAC	10	1:14.61	4	79.08
32	80	B	Gordon RAE	AHS	10	1:16.02	5	77.62
33	28	B	Ben WILLIAMS	Sheane Mk1	10	1:16.60	3	77.03
34	65	B	John BENNETT	Sheane Mk1	10	1:16.60	4	77.03
35	88	B	Chris WILSHER	Sheane W4	10	1:16.65	4	76.98

Not-Seen

36 Mike HATTON AHS Challenger

Weather / Track: Dry at first then getting wetter

Start Time : 12:36

Silverstone National

29 Aug 10 12:53

Clerk of Course : 	Time Issued : 12:55	Chief Timekeeper : Terry Stevens
-----------------------	------------------------	--------------------------------------

THESE RESULTS REMAIN PROVISIONAL FOR A MINIMUM OF 30 MINUTES FROM THE TIME OF ISSUE AND UNTIL ALL JUDICIAL AND TECHNICAL MATTERS HAVE BEEN SETTLED.

Results produced on HS Sports Timing and Results Systems. Results online at www.750MC.co.uk



Provisional Results - Race 17

750MC Bike-Sports Championship

Pl	No	Cl	Name	Car	Laps	Time	Behind	MPH	Best Lap on	MPH
1	95	A2	Richard STABLES	Radical PR6 Prosport	14	13:51.96		90.29	58.82	5 100.31
2	37	I	Bill HENDERSON	Radical SR3	14	14:00.93	8.97	98.23	58.98	3 100.04
3	25	A2	James BREAKELL	Radical PR6 Prosport	14	14:09.17	17.21	97.28	1:00.06	12 98.24
4	57	A2	Oliver COX	Radical SR4	14	14:47.31	55.35	93.10	1:02.26	11 94.77
5	27	C2	Joe JACKSON	Global GT	13	13:54.43	1 Lap	91.93	1:02.70	4 94.11
6	21	C2	Kevln GOATER	Kellforms Rotoga	13	14:14.10	1 Lap	89.81	1:04.76	4 91.11
7	12	C2	Peter COOMBS	Coombs Sports 8C	13	14:27.53	1 Lap	88.42	1:05.28	10 90.39

Not-Classified

78	B2	Peter BROWN	Radical Clubsport	0		Starter	0.00
----	----	-------------	-------------------	---	--	---------	------

Non-Starters

32	A1	Paul LE MAITRE	Hedgehog BS10
62	C2	Lewis SHELLEY	Global GT

Fastest Lap



95	A2	Richard STABLES	Radical PR6 Prosport	58.82	5 100.31
37	I	Bill HENDERSON	Radical SR3	58.98	3 100.04
27	C2	Joe JACKSON	Global GT	1:02.70	4 94.11 Rec

Weather / Track: Bright / Dry

Start Time: 17:26

Silverstone National

29 Aug 10 17:41

Clerk of Course:  17:45	Time Issued:	Chief Timekeeper: Terry Stavans 
---	--------------	---

THESE RESULTS REMAIN PROVISIONAL FOR A MINIMUM OF 30 MINUTES FROM THE TIME OF ISSUE AND UNTIL ALL JUDICIAL AND TECHNICAL MATTERS HAVE BEEN SETTLED.

Results produced on HS Sports Timing and Results Systems



Provisional Results - Race 18

'Classic' Stock Hatch pre '92 Race

Pl	No	Cl	Name	Car	Laps	Time	Behind	MPH	Best Lap on	MPH
1	42	B	Lee SCOTT	Ford Fiesta XR2i	12	14:53.41		79.25	1:13.44	6 80.34
2	100	B	Martin BOON	Rover Metro GTI	12	14:54.36	0.95	79.17	1:13.16	12 80.65
3	79	B	Andrew LIGHTFOOT	Ford Fiesta XR2	12	15:05.09	11.68	78.23	1:14.03	3 79.70
4	33	B	Andy PHILPOTTS	Ford Fiesta XR2i	12	15:06.76	13.35	78.09	1:14.22	3 79.50
5	95	I	Edward COOPER	Vauxhall Nova GSI	12	15:07.53	14.12	78.02	1:14.46	10 79.24
6	19	I	John HEMMING	Vauxhall Nova GTE	12	15:09.39	15.98	77.86	1:14.54	5 79.16
7	38	B	Sarah NIBLETT	Peugeot 205 GTI	12	15:12.49	19.08	77.60	1:14.60	4 79.09
8	35	B	Mark WEBSTER	Ford Fiesta XR2	12	15:14.56	21.15	77.42	1:14.83	10 78.85
9	45	B	James LAWTON	Ford Fiesta XR2	12	15:17.08	23.67	77.21	1:14.98	3 78.69
10	90	B	Martyn FOWDREY	Ford Fiesta XR2	12	15:23.09	29.68	76.70	1:15.25	3 78.41
11	29	B	Nick TEARLE	Peugeot 205 GTI	12	15:24.68	31.27	76.57	1:15.40	12 78.25
12	37	B	Keith MORGAN	Suzuki Swift GTI	12	15:25.14	31.73	76.53	1:15.36	12 78.30
13	63	B	Richard GIBSON	Ford Fiesta XR2	12	15:26.31	32.90	76.44	1:15.75	11 77.89
14	57	B	Collin THORPE	Ford Fiesta XR2	12	15:27.57	34.16	76.33	1:15.90	12 77.74
15	59	B	Daniel GIBSON	Ford Fiesta XR2	12	15:31.14	37.73	76.04	1:16.23	11 77.40
16	67	B	Matthew STUBINGTON	Peugeot 205 GTI	12	15:54.41	1:01.00	74.19	1:17.94	9 75.70
17	74	B	Jack ADLARD	Peugeot 205 GTI	12	15:54.76	1:01.35	74.16	1:17.87	6 75.77
18	75	B	Hannah NEWTON	Ford Fiesta XR2	12	16:07.40	1:13.99	73.19	1:19.21	6 74.49

Not-Classified

24	B	Robert BENNETT	Ford Fiesta XR2	3	4:07.82	DNF	71.43	1:18.90	2	74.78
----	---	----------------	-----------------	---	---------	-----	-------	---------	---	-------

Non-Starters

49	B	Bill PARIERA	Citroen AX GTI
----	---	--------------	----------------

Fastest Lap

100	B	Martin BOON	Rover Metro GTI	1:13.16	12	80.65
95	I	Edward COOPER	Vauxhall Nova GSI	1:14.46	10	79.24

Weather / Track: Bright / Dry

Start Time : 17:46

Silverstone National

29 Aug 10 18:02

Clerk of Course : 	Time Issued : 18.04	Chief Timekeeper : Terry Stevens
-----------------------	------------------------	--------------------------------------

THESE RESULTS REMAIN PROVISIONAL FOR A MINIMUM OF 30 MINUTES FROM THE TIME OF ISSUE AND UNTIL ALL JUDICIAL AND TECHNICAL MATTERS HAVE BEEN SETTLED.

Results produced on HS Sports Timing and Results Systems