

Due to a significant increase in the number of Bike-Sports entries, the RGB non-championship entries will have a separate race which has been added immediately after the lunchbreak. Both Bike-Sports races (16 & 21) will now be solely for Bike-Sports cars.

		Sunday	
		Scrutineer	Practice
10	Poleysport/Yokohama SAXMAX Championship	8.00 -	9.00-9.15
11	750MC Bike-Sports Championship + RGB non-championship race	8.25 8.15	9.20-9.35
12	750MC MR2 Championship	8.50 8.40	9.45-10.00
13	AB Performance RGB Championship	9.05	10.05-10.20
	Races (* = green flag lap)		
10	750MC Kit Car Championship*	Duration	Time
		13mins+1lap	10.30
11	Demon Tweeks/Yokohama Locost Championship*	13mins+1lap	10.55
12	Demon Tweeks/Yokohama Stock Hatch Championship-Heat*	13mins+1lap	11.25
13	750MC Formula 4 Championship*	18mins+1lap	11.50
14	Premier Choice Group 750 Formula Championship*	13mins+1lap	12.20
	Lunchbreak		
15	RGB non-championship race	18mins+1lap	1.40
16	750MC Bike-Sports Championship*	18mins+1lap	2.05
17	750MC MR2 Championship	13mins+1lap	2.35
18	Demon Tweeks/Yokohama Stock Hatch Championship-Final*	13mins+1lap	3.00
19	Poleysport/Yokohama SAXMAX Championship	13mins+1lap	3.25
20	AB Performance RGB Championship	18mins+1lap	3.55
21	750MC Bike-Sports Championship*	28mins+1lap	4.25
22	750MC MR2 Championship	13mins+1lap	5.10




Due to a significant increase in the number of Bike-Sports entries, the RGB non-championship entries will have a separate race which has been added immediately after the lunchbreak. Both Bike-Sports races (16 & 21) will now be solely for Bike-Sports cars.

Sunday		Scrutineer	Practice
10	Poleysport/Yokohama SAXMAX Championship	8.00 -	9.00-9.15
11	750MC Bike-Sports Championship + RGB non-championship race	8.25-8.15	9.20-9.35
12	750MC MR2 Championship	8.50-8.40	9.45-10.00
13	AB Performance RGB Championship	9.05	10.05-10.20
Races (* = green flag lap)		Duration	Time
10	750MC Kit Car Championship*	13mins+1lap	10.30
11	Demon Tweeks/Yokohama Locost Championship*	13mins+1lap	10.55
12	Demon Tweeks/Yokohama Stock Hatch Championship-Heat*	13mins+1lap	11.25
13	750MC Formula 4 Championship*	18mins+1lap	11.50
14	Premier Choice Group 750 Formula Championship*	13mins+1lap	12.20
Lunchbreak			
15	RGB non-championship race	18mins+1lap	1.40
16	750MC Bike-Sports Championship*	18mins+1lap	2.05
17	750MC MR2 Championship	13mins+1lap	2.35
18	Demon Tweeks/Yokohama Stock Hatch Championship-Final*	13mins+1lap	3.00
19	Poleysport/Yokohama SAXMAX Championship	13mins+1lap	3.25
20	AB Performance RGB Championship	18mins+1lap	3.55
21	750MC Bike-Sports Championship*	28mins+1lap	4.25
22	750MC MR2 Championship	13mins+1lap	5.10

**8
D
L
C
R
O
T
O
M
O
L
N**

RACE PROGRAMME

Price £2.00



MotorSportVision 

18th & 19th Sep '10

Snetterton 



This meeting is held under the General Regulations of the MSA (incorporating the provisions of the International Sporting Code of the FIA) and the Supplementary Regulations, Final Instructions and any written instructions which the Organisers issue for the race meeting. **MSA Permit: 57053.**

RACE MEETING OFFICIALS

MSA STEWARD

C.J.Drake

CLERKS OF COURSE

V.Ayres

A.Cox I.Thompson

CLUB STEWARDS

R.Clements N.Tanser

TIMEKEEPERS

T.Stevens (Chief)

A.Stevens P.Arch

M.Dewey

SCRUTINEERS

D.F.D.Smith (Chief)

S.Ford H.Fairhead

R.Blackmore A.Johnson

C.Baker M.Lambkin-Smith

K.Messer

INCIDENT OFFICER

S.Chapman

CHIEF MARSHAL

P.Harding

RACE RESCUE UNIT/S

750 Motor Club

Phoenix Rescue

COMMENTATOR

I.Sowman

SECRETARY

OF THE MEETING

Robin Knight

MARSHALS

750 Motor Club

BMMC & friends

BREAKDOWN UNITS

Red Rocket Recovery

CHILD PROTECTION OFFICER -

V.Ayres

APPROXIMATE TIMETABLE

Saturday		Practice
1	750MC MR2 Super GT Series	9.00
2	750MC Kit Car Championship / Allcomers	9.20
3	Polleysport/Yokohama SAXMAX Championship untimed	9.45
4	Demon Tweeks/Yokohama Locost Championship	10.05
5	Demon Tweeks/Yokohama Stock Hatch Championship session A	10.30
6	Demon Tweeks/Yokohama Stock Hatch Championship session B	10.50
7	750MC Formula 4 Championship	11.15
8	Premier Choice Group 750 Formula Championship	11.35
9	Polleysport/Yokohama SAXMAX Championship	12.00
Races (* = green flag lap)		Time
1	750MC MR2 Super GT Series	1.15
2	750MC Kit Car Championship / Allcomers*	1.45
3	Demon Tweeks/Yokohama Locost Championship	2.15
4	Demon Tweeks/Yokohama Stock Hatch Championship-Heat	2.45
5	750MC Formula 4 Championship*	3.15
6	Premier Choice Group 750 Formula Championship*	3.45
7	Polleysport/Yokohama SAXMAX Championship	4.15
8	750MC MR2 Super GT Series	4.45
9	Demon Tweeks/Yokohama Stock Hatch Championship-Final	5.15
Sunday		Practice
10	Polleysport/Yokohama SAXMAX Championship	9.00
11	750MC Bike-Sports Championship & RGB Invitation	9.20
12	750MC MR2 Championship	9.45
13	AB Performance RGB Championship	10.05
Races (* = green flag lap)		Time
10	750MC Kit Car Championship*	10.30
11	Demon Tweeks/Yokohama Locost Championship*	10.55
12	Demon Tweeks/Yokohama Stock Hatch Championship-Heat*	11.25
13	750MC Formula 4 Championship*	11.50
14	Premier Choice Group 750 Formula Championship*	12.20
Lunchbreak		
15	750MC Bike-Sports Championship & RGB Invitation*	1.40
16	750MC MR2 Championship	2.05
17	Demon Tweeks/Yokohama Stock Hatch Championship-Final*	2.35
18	Polleysport/Yokohama SAXMAX Championship	3.00
19	AB Performance RGB Championship	3.25
20	750MC Bike-Sports Championship*	3.55
21	750MC MR2 Championship	4.35

The organisers reserve the right, with the permission of the Stewards of the Meeting and/or the Clerk of Course, to amend the timetable, to change the order in which events are run and to postpone, cancel or abandon the meeting or any part thereof.

Races 1 & 8

13 mins + 1 lap

750 Motor Club MR2 Super GT Series

New for 2010 is the 750 Motor Club MR2 Super GT Series. The MR2 Super GT series is designed to offer competitors a great deal of freedom in preparing a high performance MR2 race car, whilst at the same time providing a framework that keeps cars competitive and cost effective. The MR2 Super GT Series is for Competitors participating in Toyota MR2 Mk1, Mk2 & Mk3 UK & Japanese domestic market cars.

Cars will run in three classes:-
Class A: Super GT 250
Class B: Super GT 200
Class C: Super GT 150 / MR2 Championship



No	Cls	Driver	Car details	ccs	Hometown
2	A	Simon Phillips	Toyota MR2 Roadster	1800	Oxford
7	A	Simon Aris	Toyota MR2 Roadster	3500	Lowestoft
51	C	Peter Lewis	Toyota MR2	1998	Bedford
67	C	Lee Mckee	Toyota MR2 Mk2	2000	Southampton
68	C	Alexander Lennon	Toyota MR2	2000	Stowmarket
76	C	Patrick Mortell	Toyota MR2 Roadster	3500	Kenilworth
77	C	John Wilson	Toyota MR2 Mk2	1998	Worcester
88	A	Airic Kitson	Toyota MR2 Mk3	3500	Scunthorpe
95	A	Anthony Day	Toyota MR2 Mk2	2200	Thame

Races 2 & 10**13 mins + 1 lap****750 Motor Club Kit Car Championship**

The 750 Motor Club Kit Car Championship is for Genuine 'production' kit cars. Chassis and bodywork materials and the design concept may not be changed. Cars must be capable of passing an MoT test. Engines must be production-car based. Classes are 2000 - 3500cc plus Ford Duratec, up to 2000cc, plus a separate class for Ford Zetec engines. Gearbox and diff must be from a production car. The control tyre is the Yokohama AO32R/AO48R.

**Alicomers Race 2 only**

No	Cls	Driver	Car details	ccs	Hometown
2		Simon Nunn	BMW E30	2990	Hunstanton
4		Paul Rickers	Phoenix	1100	Chesterfield
14		Andrew Middleton	Radical Prosport	1300	Bakewell
18		Paul Spencer	ProSport LM3000	3000	Maidenhead
55		Peter Wright	Crossle 95	2000	Downham Market
65		Richard Gilmour	Mallock	1600	Bungay
69		Simon Holloway	VW Lupo GTi	1600	Wymondham
88		Mark Tsang	Ford Fiesta	2000	King's Lynn
99		Ian Craig	BMW M3	3200	Peterborough
153		Andrew Tsang	Peugeot XSi	1600	King's Lynn

Kit Cars Races 2 & 10

No	Cls	Driver	Car details	ccs	Hometown
5	B	Ian Kempson	MK Indy	1600	Middlewich
6	A	Nigel Brown	Sylva Phoenix	2000	Birmingham
8	A	John Moore	Sylva Phoenix	1998	Sandhurst
9	C	Anton Landon	Cyana MX500R	1800	Nantwich
24	C	Guy Hussey	RAW Striker	1800	Woodbridge
25	C	Colin Benham	Stuart Taylor Phoenix	1800	Towcester
38	C	David Caldecourt	Sylva Phoenix	1800	Northampton
47	B	Bruce Brown	Luego Velocity	2000	Sudbury
53	A	Andy Hiley	Taydec Mk2	2000	Huddersfield
75	A	Matthew Lewis	MNR Vortex	3500	Woking
82	C	Rob Johnston	Cyana MX500R	1800	Newcastle

750MC Kit Car Championship

Pts	No	Cls	Driver	Pts	No	Cls	Driver
114	5	B	Ian Kempson	91	6	A	Nigel Brown
114	82	C	Rob Johnston	91	9	C	Anton Landon
112	53	A	Andy Hiley	83	38	C	David Caldecourt

LAP RECORD	A	Andy Sterling	1:17.62	90.53	27/09/2008
LAP RECORD	B	Gary Goodyear	1:17.26	90.96	15/03/2009
LAP RECORD	C	Andy Hiley	1:17.48	90.7	15/03/2009

Races 3 & 11**13 mins + 1 lap****Demon Tweeks/Yokohama Locost Championship**

The 750 Motor Club Locost Championship is for cars built to the same basic design and using a standard Ford 1300 cc crossflow engine, gearbox and many other standard components. All cars run with a 'control' camshaft from Kent Cams; modifications are limited to a rebore and basic 'blue-printing'. There is also a 'control' tyre, the Yokohama A539. There is free choice of spring rates and anti-roll bars; dampers must be steel-bodied and single-adjustable.

demon tweeks

No	Cls	Driver	Car details	ccs	Hometown
2		Scott Mittell	Locost	1300	Eastleigh
4		Tom Collier	Locost	1300	Canterbury
6		Richard Jenkins	Locost	1300	Norwich
8		James Pinkerton	Locost	1300	Leamington Spa
11		Lynfei Owen	Locost	1300	Leamington Spa
16		Victoria Pickles	Locost	1300	Louth
17		Mark Glover	Locost	1300	Derby
21		David Berry	Locost	1300	Grantham
23		Rob Middleton	Locost	1300	Pontefract
24		Lee Bankhurst	Locost	1300	Horncastle
25		Lee Middleton	Locost	1300	Normanton
27		Alex Von Ehrheim	Locost	1300	Pontefract
28		David Black	Locost	1300	Birmingham
30	T	Kevin Wernham	Locost	1300	Marlborough
31		Adam Knight	Locost	1300	Newcastle Upon Tyne
32		Shaun Brame	Locost	1300	Ipswich
35		Sean Graham	Locost	1300	Gosport
37		Barry Stuart	Locost	1300	Welwyn Garden City
38		Samuel Gill	Locost	1300	Portsmouth
40		Paul Bryant	Locost	1300	Taunton
43	T	Simon Wood	Locost	1300	Cambridge
44		Campbell Cassidy	Locost	1300	London
52		Richard Lee	Locost	1300	Horncastle
54		David Morrow	Locost	1300	Hungerford
56	T	Patrick Dudley	Locost	1300	Rosewell
58	T	Anthony May	Locost	1300	Marlborough
60	T	Sam Bradley	Locost	1300	Spilsby
61	T	Stuart Sellars	Locost	1300	Boston
63		James Millman	Locost	1300	Cullompton
67		Ernie Gushlow	Locost	1300	London
70		Sian Stafford	Locost	1300	Derby
71		Jason Gibbons	Locost	1300	Bristol
72		Stephen Kimber	Locost	1300	Tonbridge
73		Rob Apsey	Locost	1300	Watford
74		Steven Wells	Locost	1300	Shanklin
77		Nick Selby	Locost	1300	Bishop's Stortford
82		David Boucher	Locost	1300	Cirencester
88	T	Nicholas Morley	Locost	1300	London

750MC Locost Championship

Pts	No	Cls	Driver	Pts	No	Cls	Driver
207	2		Scott Mittell	163	27		Alex Von Ehrheim
190	4		Tom Collier	113	88		Nicholas Morley
184	28		David Black	108	3	T	Alastair Garratt

LAP RECORD

Alastair Garratt

1:27.23

80.56

15/03/2009

Races 4/9 & 12/17**13 mins + 1 lap****Demon Tweaks/Yokohama Stock Hatch Championship**

The Stock Hatch Championship, is in its 13th year & continues to be the most popular championship in the UK.

Modifications are strictly limited to basic rebore and blueprinting along with the use of standard gearbox; ignition systems are 'free'; suspension mods are limited to lowering and uprating of springs and dampers; brakes remain standard with free pad materials; a 'control' Yokohama tyre and a weight penalty for leading cars ensures close racing at very affordable cost.

demon tweaks

No	Cls	Driver	Car details	ccs	Hometown
4		Terry Roughton	Citroen Saxo	1600	Wisbech
7		Andrew Tibbs	Citroen Saxo	1600	Spalding
8		Shaun Hagen	Citroen Saxo VTR	1600	King's Lynn
20		Andrew Foley	Saxo VTR	1600	Merthyr Tydfil
22		Jason Pelosi	Citroen Saxo VTR	1600	Harlow
26		Robert Thorp	Saxo VTR	1600	Wymondham
30		Nell Trotter	MG Rover ZR	1400	Coulsdon
36		Craig Bell	Citroen Saxo	1600	Diss
37	B	Keith Morgan	Suzuki Swift GTi	1300	Lincoln
38	B	Sarah Niblett	Peugeot 205 GTi	1600	Woking
42	B	Lee Scott	Ford Fiesta XR2i	1600	Basildon
43		Terry Botting	Saxo	1600	Crawley
45	B	James Lawton	Ford Fiesta XR2	1600	Lincoln
47		Will Sargent	Peugeot 106 XSi	1600	Alresford
50		John Gudgeon	Peugeot 106 XSi	1600	Ely
56		Nick Carter	Corsa Sport	1400	Louth
58		Paul Jarvis	Citroen saxo VTR	1600	Hemel Hempstead
59	B	Daniel Gibson	Ford Fiesta XR2	1600	Epsom
62		Daniel Spencer	Citroen Saxo	1600	Norwich
66		Josh Cook	Citroen Saxo	1600	Bath
67	B	Matthew Stubington	Peugeot 205 Gti	1580	Norwich
74	B	Jack Adlard	Peugeot 106 XSi	1600	Diss
76		Gareth Wright	Peugeot 106 XSi	1600	Wisbech
81		Trevor Gregory	Citroen Saxo VTR	1600	Leighton Buzzard
82		Stuart Window	Citroen Saxo VTR	1600	Brandon
91		Jon Maybin	Citroen Saxo VTR	1600	Telgnmouth
96		Joe Ferguson	Saxo VTR	1600	Dunmow
101		Robbie Boon	Citroen Saxo VTR	1600	King's Lynn

The above drivers are in the 1st Stock Hatch practice session – those on the next page are in the 2nd session. From the combined times of the two practice sessions, the slowest 38 go into the Heat, the remainder into the Final which will be topped up to 38 by the top finishers in the Heat; the same system will be used for Sunday using the drivers 2nd fastest times from Saturday's practice.

Pts	No	Driver	Pts	No	Driver
549	1	Jeff Humphries	469	96	Joe Ferguson
514	66	Josh Cook	464	8	Shaun Hagen
482	20	Andrew Foley	460	92	Patrick Fletcher

Races 4/9 & 12/17**13 mins + 1 lap****Demon Tweeks/Yokohama Stock Hatch Championship**

The Stock Hatch Championship, is in its 13th year & continues to be the most popular championship in the UK.

Modifications are strictly limited to basic rebore and blueprinting along with the use of standard gearbox; ignition systems are 'free'; suspension mods are limited to lowering and uprating of springs and dampers; brakes remain standard with free pad materials; a 'control' Yokohama tyre and a weight penalty for leading cars ensures close racing at very affordable cost.

No	Cls	Driver	Car details	ccs	Hometown
1		Jeff Humphries	Peugeot 106 Rallye	1600	Farnham
14		Tom Molyneux	Peugeot 106 Rally	1600	Woodford Green
16		Robert Foreman	Citroen Saxo	1600	Wisbech
21		Wayne Harris	Citroen Saxo VTR	1600	Wisbech
23		Kirk Dewell	Citroen Saxo	1600	Crawley
24	B	Robert Bennett	Ford Fiesta XR2	1600	Swadlincote
31	B	Alan Duly	Fiesta XR2i	1600	Upminster
32		Geoff Bluff	Citroen Saxo	1600	Sheffield
40	B	Adam Lichtig	Fiesta XR2i	1600	Halstead
41		Bob Tilling	Citroen Saxo	1600	Thatcham
46		Liam Sargent	Peugeot 106 XSi	1600	Cradley Heath
48		Carl Kilbey	Citroen Saxo VTR	1600	Buckhurst Hill
51		Matt Digby	Citroen Saxo	1600	Uxbridge
52		Steve Noble	Sport KA	1599	Aylesbury
53		Andrew Tsang	Peugeot XSi	1600	King's Lynn
54		Maurice Hayden	Saxo	1600	Wisbech
55		Rory Cooper	Citroen Saxo	1600	Horsham
60		Tom Simpson	Citroen Saxo	1600	Eastbourne
61		Trevor Buckley	Saxo VTR	1600	Bury St. Edmunds
69		Joel Shipton	Saxo VTR	1600	Warwick
72		Jonathan Woolley	Citroen Saxo VTR	1600	Nottingham
73		Russell Holman	Saxo	1600	Crawley
84		Adam Stokes	Peugeot 106XSi	1587	Cheltenham
88		Nick Thornton-Jones	Saxo VTR	1600	Eye
90	B	Martyn Fowdrey	Fiesta XR2	1600	Polegate
92		Patrick Fletcher	Citroen Saxo VTR	1600	Reading
97	B	Andrew Knight	Peugeot 205 Gti	1600	Ipswich
98		Daniel Ferguson	Citroen Saxo	1600	Dunmow
100	B	Martin Boon	Rover GTi	1400	King's Lynn

demon**750MC Stock Hatch class B Championship**

Pts	No	Driver	Pts	No	Driver
179	42	Lee Scott	112	31	Alan Duly
167	38	Sarah Niblett	104	33	Andy Philpotts
117	79	Andrew Lightfoot	90	45	James Lawton

LAP RECORD

Patrick Fletcher

1:24.93

82.74

14/03/2010

Races 5 & 13**18 mins + 1 lap****750 Motor Club Formula 4 Championship**

Single seaters running in 3 classes.
 Class A: Cars built after 1/1/95 plus F3 derived cars.
 Class B: Cars built before 1/1/95.
 Class C: Formula Ford Zetec.
 Engines: Ford 1800 Zetec in both FF Zetec and modified form, motorcycle engines, Pinto & VW Polo.
 All classes are limited to 4-speed (or standard box in the bike-engined cars) plus mandatory reverse; these are racing gearboxes with freedom of choice of ratios. Avon control compound slicks; wets are free.

No	Cls	Driver	Car details	ccs	Hometown
1	A	Jonathan Weston-Taylor	Mygale US 2000	1800	Chesterfield
4	A	Andrew Minnett	Van Diemen	1800	Penrith
5	A	Bryn Tootell	Van Diemen RF06	1800	Rochdale
6	A	Malcolm Scott	Van Diemen RF00	1800	Upminster
7	A	Robbie Watts	Van Diemen Raw 09	1800	Benfleet
21	B	Clive Yorath	Reynard SF84	997	Cheltenham
25	C	James Chapman	Van Dieman	1800	Grantham
27	A	Mike Webber	Magnum F4A	1800	Gosport
33	A2	Paul Young	Revelation	750	Bingley
40	A2	David Woodsworth-Dale	Revelation 2009	750	Mytholmroyd
41	A	Simon Emmerson	Mygale US2K/3	1800	Banbury
55	A	Zac Chapman	Renault RC 97	2000	Wareham
76	A	Jennifer Scott	Van Diemen RF99	1800	Coalville
79	A	Oliver Sirrell	Van Diemen	1800	Coalville
83	C	Paul Presgraves	Van Diemen RF98	1800	Peterborough

750MC Formula 4 Championship							
Pts	No	Cls	Driver	Pts	No	Cls	Driver
198	6	A	Malcolm Scott	179	5	A	Bryn Tootell
189	7	A	Robbie Watts	162	79	A	Oliver Sirrell
167	4	A	Andrew Minnett	150	1	A	Jonathan Weston-Taylor

LAP RECORD	A	Chris Holmes	1:08.62	102.41	20/09/2009
LAP RECORD	B	Andrew Webb	1:13.03	96.22	15/03/2008
LAP RECORD	C	Richard Mendoza	1:13.96	95.01	15/03/2008



Races 6 & 14**13 mins + 1 lap****Premier Choice Group 750 Formula Championship**

750 Formula is for two-seater sports racing cars, introduced by the 750 MC in 1949, as its first racing formula. The regulations provide ample scope for the amateur to design and build his own car, and to develop his skills in chassis / suspension design and engine tuning within carefully controlled limits. There are two engine options, either the highly tuned Reliant 850cc or the unmodified Fiat 'FIRE' 1108cc, the latter introduced in 2003 due to the diminishing supply of spares for the Reliant engine. All cars run on a control Yokohama slick tyre.



No	Cls	Driver	Car details	ccs	Hometown
2		Mick Harris	Darvi 877	1108	High Wycombe
4		Chris Gough	CGR2 Evo	1108	Telford
5		Bill Rutter	Darvi Mk5	1108	Bedford
6		Bob Simpson	SS/F	1108	West Drayton
7		Peter Bove	ADR 750F	1108	Welwyn
13		Rod Hill	Mystic T4/21	1108	Ashby-De-La-Zouch
17	B	Andrew Lake	Darvi 91D	1108	Bedford
21	B	Huw Davies	Phasar Fire	1108	Hertford
22		Andrew Booth	Centaur	1108	Bristol
23	B	Paul Collins	Darvi Mk5	1108	Bedford
27		Sue Harris	Darvi 5/97	1108	West Malling
36	B	Nigel Harvey	PC Special	1108	Ipswich
42		Martin Kemp	Racekits Falcon	1108	Aldershot
55		Roger Rowe	Centaur Mk 20	1108	Kidderminster
72	B	Nige Cowley	Cowley	1108	Doncaster
85	B	Robin Gearing	Darvi	1108	Towcester
97	B	Nathaniel Cooper	Davis T7	1108	High Wycombe

750MC 750 Formula Championship					
Pts	No	Driver	Pts	No	Driver
203	55	Roger Rowe	131	5	Bill Rutter
137	1	Dave Robson	110	6	Bob Simpson
136	97	Nathaniel Cooper	105	7	Peter Bove

LAP RECORD	Mick Harris	1.20.09	87.74	20/09/2009
------------	-------------	---------	-------	------------

Premier Choice Group The Health Insurance Specialists

The Premier Choice Group is one of the largest employee benefit consultancy practices in the UK, looking after the health and wellbeing of companies of all sizes and from all sectors of the market. This gives them and their employees peace of mind with medical insurance and income protection.

We are a well established organisation covering the whole of the country and are pleased to be sponsoring the 750 Formula Championship for the 4th consecutive year, and also to support the formula in its 61st year... two powerful and well-established brands motoring together.

www.pch.uk.com

PREMIER CHOICE HEALTHCARE LTD IS AUTHORISED & REGULATED
BY THE FINANCIAL SERVICES AUTHORITY

Races 7 & 18**13 mins + 1 lap****750 MC ~~SAXMAX~~ Championship**

Introduced in 2006, this is the 750 Motor Club's championship for Junior drivers, aged 14 – 17 years. The car chosen is the Citroen Saxo VTR with very strict limitations on tuning and very specific safety features in accordance with MSA and FIA standards. The cars run with a control Piper camshaft, a control ECU and all run on the Yokohama AO21R tyre supplied by George Polley Motorsport.



No	Driver	Car details	ccs	Hometown
4	Aaron Trigwell	Citroen Saxo	1600	Braintree
10	Scott Moakes	Citroen Saxo	1600	Welwyn Garden City
13	Chris Warburton	Saxo	1600	Leyland
15	Ashley Dibden	Saxo VTR	1600	Peterborough
17	William Davison	Saxo VTR	1600	Salisbury
18	Jordan Willson	Citroen Saxo	1600	West Malling
22	William Plant	Saxo	1600	Stratford-Upon-Avon
54	Anthony Whorton-Eales	Citroen Saxo	1600	Lichfield
55	Jordan Annells	Saxo	1600	Tunbridge Wells
81	Henry Gilbert	Saxo VTR	1600	Leicester
89	Shane Stoney	Saxo VTR	1600	York
90	Jordan Batts	Saxo	1600	South Croydon
95	Myles Collins	Saxo VTR	1600	Knaresborough
96	Shaun Clay	Citroen Saxo	1600	Porth

750MC SAXMAX Championship					
Pts	No	Driver	Pts	No	Driver
225	10	Scott Moakes	204	4	Aaron Trigwell
214	54	Anthony Whorton-Eales	181	18	Jordan Willson
206	13	Chris Warburton	173	89	Shane Stoney

LAP RECORD	Anton Spies	1:28.26	79.62	14/03/2009
------------	-------------	---------	-------	------------



Races 15 & 20**18 & 28 mins + 1 lap****750 Motor Club Bike-Sports Championship**

The 750 Motor Club's Bike-Sports Championship was introduced in 2005. The championship caters for sports-racing cars of any make, fitted with a production motorbike engine and gearbox. It is divided into 4 classes:

A: 1165 to 1352ccs (modified A1; standard A2)

B: 1001 to 1164ccs (modified B1; standard B2)

C: 601 to 1000ccs (modified C1; standard C2)

D: Up to 600ccs (modified D1; standard D2)

Minimum weights apply in all classes/

**RGB Race 15 only**

No	Cls	Driver	Car details	ccs	Hometown
15	RGB	Austen Greenway	Fisher Fury	919	Kidderminster
22	RGB	Ben Butler	Westfield SE	996	Leamington Spa
23	RGB	James Walker	Westfield	1300	Slough
26	RGB	Andrew Grant	Fisher Fury	996	Gravesend
28	RGB	Gary Goodyear	Raw Fulcrum	1200	Sheffield
34	RGB	Mark Sammland	Fisher fury	1000	Gravesend
38	RGB	Bob Morlimer	Fisher Fury	1299	Pontiliv
41	RGB	Neil Constable-Berry	Fisher Fury	998	Norwich
44	RGB	Paul Rickers	Phoenix	1100	Chesterfield
52	RGB	Daniel Bromilow	Fisher Fury	998	Ely
65	RGB	Duncan Marshall	STM Phoenix	1000	Newcastle
74	RGB	David Lawrence	Sylva Riot	996	Swindon
84	RGB	Robert Gardiner	Raw Fulcrum	919	Hyde

Bike-Sports Races 15 & 20

No	Cls	Driver	Car details	ccs	Hometown
4	A2	Adrian Reynard	Reynard inverter	1340	Bicester
11	A2	Steve Cave	JKS SRC10	1340	Bishop's Stortford
12	A2	Tim Gray	BDN S3	1200	Nottingham
14	A2	Jack Middleton	Radical Prosport	1300	Bakewell
21	C2	Kevin Goater	Kellforms Retoga	998	Beaconsfield
25	A2	James Breakell	Radical Pro6	1340	Clitheroe
27	C2	Joe Jackson	Global GT	998	Chelmsford
29	A2	Jon-Paul Ivey	Radical Prosport	1300	Wolverhampton
42	A2	Darcy Smith	Radical PR6	1440	Bristol
49	B2	Tony Gaunt	Wolfe ZXR	998	Belper
57	A2	Oliver Cox	Radical SR4	1300	Nottingham
68	A2	Shane Porter	Radical SR4	1300	Bury St. Edmunds
78	B2	Peter Brown	Radical Clubsport	1100	York
95	A2	Richard Stables	Radical Pro 6	1300	York

750MC Bike-Sports Championship							
Pts	No	Cls	Driver	Pts	No	Cls	Driver
159	95	A2	Richard Stables	84	1	A2	Darren Luke
131	25	A2	James Breakell	76	11	A2	Steve Cave
101	57	A2	Oliver Cox	75	27	C2	Joe Jackson

LAP RECORD	A	Darren Luke	1:07.58	103.98	20/09/2009
LAP RECORD	B	Oliver Hulme	1:20.66	87.12	15/03/2008
LAP RECORD	C	Thomas Gilmartin	1:13.11	96.12	15/03/2008

Races 16 & 21**13 mins + 1 lap****750 Motor Club Toyota MR2 Championship**

The 750 Motor Club Toyota MR2 Championship started in 2008 & is for production based sports cars run as near standard specification as possible allowing for safety requirements. There are separate classes. Class A for the Mk1, class B for the Mk2 and class C for the Mk3. Very few modifications from standard are allowed to keep costs down and maintain its aims as a budget series. All cars run on a control Toyota tyre and there are minimum weights in classes to even-out the performance.

No	Cls	Driver	Car details	ccs	Hometown
14	B	David Rowe	Toyota MR2 Mk2	2000	Holsworthy
21	B	Ben Rowe	Toyota MR2 Mk2	2000	Holsworthy
23	B	James Cross	Toyota MR2 Mk2	1998	Newcastle Upon Tyne
24	B	Paul Hutson	Toyota MR2 Mk2	2000	Lincoln
25	B	Clive Morphett	Toyota MR2 MK2	2000	Nottingham
26	B	Paul Grimmatt	Toyota MR2	2000	Witham
29	B	Paul Hinson	Toyota MR2	1998	Bromsgrove
30	B	Steve Pegg	Toyota MR2 MK2	2000	Leicester
32	B	George Hougham	Toyota MR2 MK2	2000	Middlesbrough
34	B	Jeff Holden	Toyota MR2 Mk2	2000	Rochdale
37	B	Michael Wells	Toyota MR2 MK2	1998	Dorchester
42	B	Colin Halls	Toyota MR2 Mk2	2000	Haverhill
43	B	John Thornber	Toyota MR2 Mk2	2000	Harrogate
44	B	Luke Austin	Toyota MR2 Mk2	1998	Northampton
45	B	Robert Wells	Toyota MR 2	1600	Dorchester
50	B	Guy Hefford	Toyota MR2 Mk2	2000	Horley
51	B	Peter Lewis	Toyota MR2 Mk2	2000	Bedford
55	B	Andrei Bgatov	Toyota MR2 Mk2	2000	Cambridge
58	B	Steve Lumley	Toyota MR2 MK2	2000	Bury St. Edmunds
67	B	Lee Mckee	Toyota MR2 Mk2	2000	Southampton
68	B	Alexander Lennon	Toyota MR2	2000	Stowmarket
77	B	John Wilson	Toyota MR2 Mk2	2000	Worcester
79	C	Jonathan Grimes	Toyota MR2 Mk3	1800	Ascot
84	B	Barry Willsher	Toyota MR2 Mk2	2000	Sevenoaks
88	C	Stuart Nicholls	Toyota MR Mk3	1800	Ware
89	C	Michael Nicholls	Toyota MR2 Mk3	1800	Ware
99	B	Lee Gambell	Toyota MR2	1998	Rochester

LAP RECORD	B	Zac Chapman	1:24.43	83.23	13/03/2010
LAP RECORD	C	Jonathan Grimes	1:27.26	80.53	13/03/2010



Race 19

13 mins + 1 lap

AB Performance RGB Championship

First introduced in 2001, this Championship is for two-seater cars which must be capable of passing an MOT. Cars may be constructed specifically for the series or may be one of the many motorcycle engine cars currently available. The engines must be series-production four-stroke units and may not be modified from standard; they run in three classes; standard Fireblade engine kit cars (class C), up to 145 bhp (class B), 146 to 180 bhp and all rear-engined cars (class A). Control tyre is the Yokohama AO48R.



No	Cls	Driver	Car details	ccs	Hometown
2	A	John Cutmore	Spire GTR	1200	Bury St. Edmunds
3	C	Alastair Boulton	Stuart Taylor Phoenix	919	Gloucester
12	A	Paul Rogers	Contour Cars	1200	Attleborough
15	C	Austen Greenway	Fisher Fury Fireblade	919	Kidderminster
16	A	James Walker	Westfield Megabusa	1300	Slough
21	B	Mathew Green	Spire GTR	1000	Bury St. Edmunds
22	C	Ben Butler	Westfield SE	918	Leamington Spa
26	B	Andrew Grant	Fisher Fury 04	1000	Gravesend
28	A	Gary Goodyear	Raw Fulcrum	1200	Sheffield
33	A	Bob Mortimer	Fisher Fury	1299	Pontiliv
34	B	Mark Sammland	Fisher Fury	1000	Gravesend
41	B	Neil Constable-Berry	BDN S3 1000RR	998	Norwich
42	B	Paul Rickers	Phoenix	1000	Chesterfield
49	B	Tony Gaunt	Wolfe ZXR	998	Belper
50	B	Tim Hoverd	Fisher Fury	998	Cambridge
52	B	Daniel Bromilow	Fisher Fury	998	Ely
63	C	Colin Chapman	Fisher Fury	919	Pershore
65	B	Duncan Marshall	STM Phoenix	1000	Newcastle U/ Tyne
74	B	David Lawrence	Sylva Riot	1000	Swindon
77	C	Phil Alcock	Pulsar Blade	919	Lutterworth
84	C	Robert Gardiner	Raw Fulcrum	919	Hyde
88	B	Richard Wise	AB Performance Sabre	998	Hemel Hempstead

Pts	No	Cls	Driver	Pts	No	Cls	Driver
148	3	C	Alastair Boulton	120	12	A	Paul Rogers
126	21	B	Mathew Green	106	7	A	Doug Carter
122	2	A	John Cutmore	106	63	C	Colin Chapman

LAP RECORD	A	Derek Jones	1:14.01	94.95	20/09/2009
LAP RECORD	B	John Cutmore	1:15.32	93.3	20/09/2009
LAP RECORD	C	Martin Brooks	1:17.52	90.65	19/10/2003





(P1) Provisional Qualifying Times for Races 1 & 8

750MC MR2 Super GT Series

Pl	Ng	Cl	Name	Car	Laps	Time on Lap	Behind	MPH
1	88	A	AIRIE KIRSON	Toyota MR2 Mk3	10	1:20.17	7	87.66
2	95	A	Anthony DAV	Toyota MR2 Mk2	5	1:20.54	3	87.26
3	7	A	Simon ARIIS	Toyota MR2 Roadster	5	1:24.44	4	83.27
4	88	C	Alexander LENNON	Toyota MR2 Mk2	11	1:25.88	10	82.71
5	77	C	John WILSON	Toyota MR2 Mk2	11	1:25.88	8	82.71
6	67	C	Lee HICKIE	Toyota MR2 Mk2	8	1:27.91	5	79.94
7	62	C	Ben CATER	Toyota MR2	9	1:27.91	5	79.94
8	50	C	GUY HERFORD	Toyota MR2 Mk2	4	1:28.45	3	78.66
9	57	C	POWELL LEWIS	Toyota MR2 Mk2	10	1:32.09	7	76.31
10	76	C	POWELL MORRELL	Toyota MR2	3	1:32.91	2	75.63

RACE GRID

750MC MR2 Super GT Series

Race 1

ROW 8

ROW 5

ROW 2

ROW 1

POLE

51	01:20.093 Powell Lewis	76	01:23.913 Powell Morrell	50	01:28.455 Guy Herford
77	01:25.896 John Wilson	67	01:27.910 Lee Hickie	68	01:28.495 Alexander Lennon
7	01:25.440 Simon ARIIS	7	01:27.910 Ben Cater	95	01:30.540 Anthony Dav
88	01:20.170 Airie Kirson	95	01:30.540 Anthony Dav		

Weather / Track: Bright / Dry

Start Time: 09:01

Sancteron

18 Sep 10 09:17

Chief of Course:

Time Record: 10.02

Chief Timekeeper: Terry Stevens

THESE RESULTS REMAIN PROVISIONAL FOR A PERIOD OF 24 HOURS FROM THE TIME OF ISSUE AND UNTIL ALL APPEALS AND TECHNICAL MATTERS HAVE BEEN SETTLED

Results produced on HS Sports Timing and Results Systems. Results online at www.750MC.co.uk

Printed: 09:16, 18 September 2010

HS Sports Timing and Results Systems

Sancteron



2nd Best Qualifying Times
750MC MR2 Super GT Series

Pos	No	Cl	Name	Car	Time
1	88	A	AIRC KITSON	Toyota MR2 MK3	1:20.23
2	85	A	Anthony DAY	Toyota MR2 MK2	1:21.05
3	7	A	Simon ARIS	Toyota MR2 Roadster	1:24.00
4	68	C	Alexander LEMMON	Toyota MR2 MK2	1:24.54
5	77	C	JOHN WILSON	Toyota MR2 MK2	1:25.97
6	67	C	LAN MCKEE	Toyota MR2 MK2	1:27.93
7	32	C	BUN CATER	Toyota MR2	1:28.08
8	51	C	Peter LEWIS	Toyota MR2 MK2	1:28.23
9	50	C	GUY HEFFORD	Toyota MR2 MK3	1:34.15
10	76	C	PATRICK MORTRELL	Toyota MR2	2:04.96

RACE GRID

750MC MR2 Super GT Series

Race 8

ROW 8			
ROW 5	51 01:32.250 Peter LEWIS	76 02:05.985 Patrick MORTRELL	
ROW 4		82 1:28.280 BUN CATER	50 01:34.150 GUY HEFFORD
ROW 3	77 01:25.970 JOHN WILSON		67 01:27.930 LAN MCKEE
ROW 2		7 1:24.800 Simon ARIS	68 01:28.840 Alexander LEMMON
ROW 1	88 01:20.230 AIRC KITSON		95 01:21.050 Anthony DAY

POLE

Clerk of course:

[Signature]

Time issued:

15.02

Chief Timekeeper:

13 Sep 10 09:20

THESE RESULTS REMAIN PROVISIONAL FOR A MINIMUM OF 30 MINUTES FROM THE TIME OF ISSUE



(P2) Provisional Qualifying Times for Races 2(All) & 10(Kits only)

750MTC Kit Car Championship plus Allcomers

Pl	No	Cl	Name	Car	Laps	Time on Lap	Behind	MPH
1	14		Jack MIDDLETON	Radical Procomp	9	1:14.68	0	94.14
2	78		Paul SPENCER	ProSport LANS00	12	1:17.34	2.68	90.86
3	53	A	Andy HILEY	Turbo M1Z	11	1:18.70	4.05	89.28
4	55		Richard O'LANOUR	Mallock	11	1:18.99	4.34	89.06
5	99		Ian CRAIG	BMW M13	10	1:19.07	4.42	88.87
6	28		Gary GOODVEAR	RAV Fulcrum	4	1:19.33	4.68	88.58
7	7		Ryan BENSLEY	Vauxhall Astra VXR	8	1:20.89	6.24	86.87
8	9	C	Anton LANDON	Cyma M250R	11	1:21.33	6.65	86.40
9	38	C	David CALDECOURT	Syva Phoenix	11	1:21.90	7.22	85.80
10	42	C	Rob JOHNSTON	Cyma M250R	11	1:21.92	7.27	85.75
11	24	C	Gay HUSSEY	RAV Striker	11	1:22.31	7.66	85.17
12	44		Paul RICKERS	Syva Phoenix	11	1:22.62	7.97	85.02
13	50		Jason RICHARSON	Miki Cooper S	9	1:23.39	8.74	84.27
14	6	A	Nigel BROWN	Syva Phoenix	11	1:23.46	8.81	84.20
15	34		Mark SAMMLAND	Feinur Flyer	11	1:23.50	8.85	84.16
16	5	B	Ian KEMPSON	MX Indy	11	1:23.55	8.93	83.78
17	25	C	Colin BERNHAM	Stuart Taylor Phoenix	10	1:25.29	10.64	82.39
18	2		Simon NUNN	BMW E30	3	1:26.52	11.87	81.22
19	56		Joe FERGUSON	Cyma Saxe VTR	9	1:27.33	12.68	80.47
20	8	A	John MOORE	Syva Phoenix	4	1:27.63	12.98	80.21
21	98		Daniel FERGUSON	Cyma Saxe VTR	5	1:27.94	13.29	79.91
22	88		Mark TSANG	Ford Fiesta	10	1:27.94	13.29	79.91
23	133		Andrew TSANG	Peugeot 206 XSI	7	1:28.07	13.42	79.79
24	51		Mark DUNBY	Cyma Saxe VTR	10	1:28.12	13.47	79.75
25	22		Jason PELOSI	Cyma Saxe VTR	7	1:28.26	13.63	79.60
26	51		Patrick MORELLI	BMW Z3	8	1:28.17	13.52	79.61
27	69		Simon HOLLOWAY	VW Lupo GTT	10	1:31.91	17.28	75.48

Not Seen
54 Peter WRIGHT
75 A Matthew LEWIS
Crestle 95
SMB York

Weather / Track: Start Time: 09:23

Start Time: 09:23

Time taken: 10.11

Click of Course:

Chip Timekeeper: Terry Stevens

18 Sep 10 09:41

STRETTON

THESE RESULTS REQUIRE REVISION FOR A MINIMUM OF 75 HOURS FROM THE TIME OF ISSUE AND UNTIL ALL LEGAL AND TECHNICAL MATTERS HAVE BEEN SETTLED.

Results produced on NS Sports Timing and Results Systems. Results online at www.750MTC.co.uk

RACE GRID

750MTC Kit Car Championship plus Allcomers

Race 2

ROW 4	69	01:31.91C	Simon HOLLOWAY	88	01:27.61C	Mark TSANG
ROW 10	22	01:28.28D	Jason PELOSI	23	01:25.77D	Patrick MORELLI
ROW 12	153	01:28.07D	Andrew TSANG	51	01:28.12D	Mark DUNBY
ROW 14	98	01:27.94C	Daniel FERGUSON	88	01:27.94D	Mark TSANG
ROW 16	96	01:27.33C	Joe FERGUSON	2	01:25.52D	Simon NUNN
ROW 9	25	01:25.29D	Colin BERNHAM	34	01:23.50N	Mark SAMMLAND
ROW 9	50	01:23.50C	Jason RICHARSON	6	01:23.46C	Nigel BROWN
ROW 7	24	01:22.57D	Gay HUSSEY	44	01:22.63C	Paul RICKERS
ROW 5	38	01:21.90C	David CALDECOURT	82	01:21.92C	Rob JOHNSTON
ROW 4	7	01:20.89C	Ryan BENSLEY	9	01:21.33D	Anton LANDON
ROW 3	99	01:19.07D	Ian CRAIG	28	01:19.33D	Gary GOODVEAR
ROW 2	53	01:18.70D	Andy HILEY	65	01:18.59D	Richard O'LANOUR
ROW 1	14	01:14.68D	Jack MIDDLETON	18	01:17.34D	Paul SPENCER

POLE



2nd Best Qualifying Times 750MC Kit Car Championship plus Allcomers

Pos	No	Cl	Name	Car	Time
1	14		Jack MIDDLETON	Roddell ProSport	1:18.65
2	18		Paul SPENCER	ProSport LM3000	1:17.79
3	53	A	Andy HILEY	Typec MEX	1:18.79
4	63		Richard GILMOUR	Mallack	1:19.02
5	99		IAN CRAIG	BMW M3	1:19.48
6	28		Gary GOODENAR	BMW Fulcrum	1:19.83
7	9	C	Amen LANDON	Cyana MX500R	1:21.38
8	7		Ryan BENSLEY	Verthull Astra VXR	1:21.91
9	82	C	Rob JOHNSTON	Cyana MX500R	1:21.93
10	38	C	David CALDECOURT	Syva Phoenix	1:21.93
11	24	C	Guy HUSSEY	BMW Striker	1:22.55
12	44		Paul RICKERS	Syva Phoenix	1:22.84
13	50		Jason RICHARDSON	Mini Cooper S	1:22.51
14	14		Mark SAMKLAND	Fisher Fury	1:23.64
15	4	B	Lin KEMPSON	MX Indy	1:23.97
16	6	A	Nigel BROWN	Syva Phoenix	1:23.98
17	25	C	Colin BENHAM	Stuart Taylor Phoenix	1:25.81
18	96		Joe FERGUSON	Citroen Saxa VTR	1:27.41
19	89		Mary TSANG	Ford Fiesta	1:28.24
20	22		Jayen PELOSI	Citroen Saxa VTR	1:28.33
21	153		Andrew TSANG	Peugeot 106 XSI	1:28.37
22	51		Mark DIBBY	Citroen Saxa VTR	1:28.64
23	1		Samuel RUIN	BMW E30	1:28.87
24	80		Daniel FERGUSON	Citroen Saxa VTR	1:29.65
25	23		Patrick MORTSELL	BMW Z3	1:30.24
26	88		Benon HOLLOWAY	VW Lupo GTI	1:32.51
27	8	A	John MOORE	Syva Phoenix	1:46.43

Club Director:  Time Issued: 10.11 Chief Timekeeper:  18 Sep 10 09:44

THESE RESULTS REMAIN PROVISIONAL FOR A MINIMUM OF 30 MINUTES FROM THE TIME OF ISSUE

RACE GRID

750MC Kit Car Championship Race 10

ROW 6			
ROW 5	8 01:46.430 John MOORE	6 01:28.380 Nigel BROWN	25 01:29.575 Colin BENHAM
ROW 4	24 01:22.630 Guy HUSSEY	82 1:21.830 Rob JOHNSTON	5 01:23.970 Ian KEMPSON
ROW 3	53 01:27.760 Andy HILEY	9 01:27.380 Amen LANDON	38 01:21.930 David CALDECOURT
ROW 2	POLE		
ROW 1	POLE		



(P4) Provisional Qualifying Times for Races 3 & 11

Demon Tweaks / Yokohama Locost Championship

Pl	No	Cl	Name	Car	Laps	Time on Lap	Behind	MPH	
1	23		Alex Von Ehrheim	Locost	3	1:27.44	5	80.57	
2	28		David Black	Locost	10	1:27.90	3	79.95	
3	68	T	Sam Bradley	Locost	9	1:28.16	4	0.72	79.71
4	8		James Pinkerton	Locost	10	1:28.16	7	0.72	79.71
5	6		Richard Jenkins	Locost	10	1:28.19	9	0.75	79.68
6	4		Tom Collier	Locost	9	1:28.47	4	1.03	79.49
7	11		Lyndal Owen	Locost	10	1:28.48	4	1.04	79.48
8	24		Lee Bankhurst	Locost	10	1:28.61	4	1.17	79.30
9	2		Stuart Mittle	Locost	6	1:28.74	4	1.30	79.19
10	70		Sam Stafford	Locost	10	1:29.10	7	1.86	78.87
11	40		Paul Bryant	Locost	10	1:29.28	5	1.84	78.71
12	82		David Boucher	Locost	10	1:29.34	5	1.90	78.66
13	16		Victoria Pickles	Locost	10	1:29.68	4	2.24	78.36
14	88	T	Nicholas Morley	Locost	10	1:29.87	7	2.43	78.19
15	17		Mark Glover	Locost	10	1:29.94	5	2.50	78.13
16	44		Camille Cassidy	Locost	15	1:29.98	7	2.54	78.10
17	77		Nick Selby	Locost	9	1:30.04	7	2.60	78.05
18	92		Ruford Lee	Locost	9	1:30.86	8	3.20	77.53
19	58	T	Patrick Dudley	Locost	8	1:31.02	3	3.38	77.21
20	63		James Millman	Locost	8	1:31.23	6	3.59	77.03
21	62		Sharon Briane	Locost	8	1:31.38	4	3.72	76.92
22	74		Steven Wells	Locost	9	1:31.76	5	4.12	76.58
23	73		Rob Apsey	Locost	9	1:31.86	3	4.22	76.50
24	31		Adam Knight	Locost	8	1:31.97	6	4.33	76.41
25	54		David Morrow	Locost	9	1:32.07	3	4.43	76.32
26	67		Ernie Gushlow	Locost	9	1:32.16	6	4.72	76.25
27	61	T	Stuart Sellars	Locost	9	1:32.29	2	4.85	76.14
28	58	T	Anthony May	Locost	9	1:32.43	7	4.99	76.03
29	30	T	Kevan Wernham	Locost	9	1:32.56	3	5.32	75.88
30	38		Samuel Gillman	Locost	9	1:33.37	3	6.38	75.28
31	21		David Berris	Locost	7	1:33.52	6	6.08	75.14
32	37		Berry Stuart	Locost	1	1:34.03	3	6.59	74.75
33	23		Rob Middleton	Locost	9	1:34.24	8	6.80	74.57
34	22		Lee Middleton	Locost	9	1:35.08	5	7.64	73.91
35	35		Sean Graham	Locost	8	1:40.57	7	13.13	68.87

Not Seen
 71 Jason Gibbons
 72 Stephen Kilbier
 Locost
 Locost

No 38 - No Responds - spiral detuned

Weather / Track: Bright / Dry

Start Time: 10:11

Station

18 Sep 10 18:27

Clerk of Scales: [Signature] Time Used: [] Chief Timekeeper: Terry Stevens

THESE RESULTS ARE FOR INFORMATIONAL PURPOSES ONLY. ALL RESULTS FROM THE TIME OF ISSUE AND UNTIL 14 JUDICIAL AND TECHNICAL MATTERS HAVE BEEN SETTLED.

Results produced on HIS Sports Timing and Results Systems. Results online at www.750MC.co.uk

Demon Tweaks / Yokohama Locost Championship

Race 3

ROW 8 -	35	01:40.870	SEAN GRAHAM		
ROW 17	23	01:36.240	LEE MIDDLETON	25	01:35.980
ROW 18				21	01:35.550
ROW 19				30	01:32.980
ROW 14				61	01:32.590
ROW 13				54	01:32.670
ROW 12				73	01:31.980
ROW 11				32	01:31.380
ROW 10				77	01:30.040
ROW 9				17	01:29.940
ROW 8				16	01:29.580
ROW 7				17	01:29.340
ROW 6				82	01:28.940
ROW 5				2	01:28.740
ROW 4				11	01:28.480
ROW 3				6	01:28.190
ROW 2				60	01:27.440
ROW 1				27	01:27.440

Grid penalties from previous races: 40 (5), 16 (2)



POLE

Printed: 10:23, 18 September 2010

HIS Sports Timing and Results Systems

Station



2nd Best Qualifying Times Demon Tweaks / Yokohama Locost Championship


Pos	No	Cl	Name	Car	Time
1	27		Alex Von Ehrenheim	Locost	1:27.55
2	26		David Black	Locost	1:28.10
3	6		Richard Jenkins	Locost	1:28.22
4	8		James Pinkerton	Locost	1:28.30
5	11		Lynni Owen	Locost	1:28.55
6	4		Tom Collier	Locost	1:28.76
7	80	T	Sam Bradley	Locost	1:28.85
8	24		Lee Bankhurst	Locost	1:29.15
9	76		Paul Stappford	Locost	1:29.45
10	40		Paul Brynant	Locost	1:29.78
11	88	T	Nicholas Morley	Locost	1:29.90
12	82		Davei Boucher	Locost	1:29.95
13	44		Campbell Cassidy	Locost	1:30.03
14	17		Mark Glover	Locost	1:30.15
15	18		Victoria Pickles	Locost	1:30.37
16	17		Nick Selby	Locost	1:30.45
17	2		Scott Mitchell	Locost	1:30.78
18	52		Richard Lee	Locost	1:31.88
19	32		Shaun Braine	Locost	1:31.82
20	74		Steven Wells	Locost	1:31.84
21	54		David Morrow	Locost	1:32.10
22	31		Adam Knight	Locost	1:32.11
23	89		James Williams	Locost	1:32.24
24	73		Rob Apsey	Locost	1:32.24
25	87		Erin Gushlow	Locost	1:32.37
26	81	T	Shantellars	Locost	1:32.42
27	55	T	Andrew May	Locost	1:32.48
28	56	T	Patrick Dudley	Locost	1:33.38
29	38		Samuel Ball	Locost	1:33.40
30	30	T	Kevin Wernham	Locost	1:33.42
31	31		David Berry	Locost	1:33.74
32	23		Rob Middleton	Locost	1:34.44
33	37		Barry StUART	Locost	1:34.58
34	25		Lee Middleton	Locost	1:35.88
35	35		Sam Graham	Locost	1:40.70

Clerk of Course: Time Issued: 18 Sep 19 10:30
 Chief Timekeeper:

THESE RESULTS REMAIN PROVISIONAL FOR A MINIMUM OF 30 MINUTES FROM THE TIME OF ISSUE

Demon Tweaks / Yokohama Locost Championship Race 11

ROW 13	35	01:40.730	SAM GRAHAM	
ROW 17	37	01:34.560	BARRY STUART	
ROW 18	21	01:33.743	DAVID BERRY	23
ROW 15	38	01:33.490	SCOTT MITCHELL	30
ROW 14	58	01:33.480	ANDREW MAY	56
ROW 13	67	01:32.570	EMIL GUSHLOW	61
ROW 12	63	01:32.243	JAMES WILLIAMS	73
ROW 11	54	01:32.110	DAVID MORROW	31
ROW 10	32	01:31.520	SHAUN BRAINE	74
ROW 9	2	01:30.783	SCOTT MITCHELL	52
ROW 8	16	01:30.370	VICTORIA PICKLES	77
ROW 7	44	01:30.120	CAMPBELL CASSIDY	17
ROW 6	88	01:29.900	NICHOLAS MORLEY	82
ROW 5	70	01:29.438	MARK GLOVER	40
ROW 4	11	01:28.880	LYNNI OWEN	4
ROW 3	60	01:28.855	SAM BRADLEY	24
ROW 2	6	01:28.420	RICHARD JENKINS	8
ROW 1	27	01:27.660	ALEX VON EHREHEIM	28





REVISED
1:36 pm, 9/18/10

Combined Qualifying Times
Demon Tweaks / Yokohama Stock Hatch
Championship

Pos	No	Cl	Name	Car	Session	Laps	Best on Lap	Mph
1	1		JOH HUMPHRIES	Peugeot 106 Rallye	B	10	1:25.58	82.11
2	66		JOHN COOK	Chiron Saxo VTR	A	11	1:25.86	82.11
3	7		ANDREW TIBBES	Chiron Saxo VTR	A	10	1:25.82	81.88
4	96		JOE FERGUSON	Chiron Saxo VTR	A	11	1:25.14	81.88
5	12		JON MCNILLIAN	Chiron Saxo VTR	A	8	1:26.15	81.47
6	91		JON MARVIN	Chiron Saxo VTR	A	10	1:26.18	81.54
7	92		PATRICK FLETCHER	Chiron Saxo VTR	B	10	1:26.22	81.50
8	80		JOEL SHIPTON	Chiron Saxo VTR	B	10	1:26.34	81.39
9	51		MATT DIBBY	Chiron Saxo VTR	B	10	1:26.34	81.39
10	14		TOM MCLEWELX	Peugeot 106 Rallye	B	7	1:26.40	81.39
11	21		WAYNE MARRIS	Chiron Saxo VTR	B	10	1:26.51	81.29
12	16		ROBERT DOBEMAN	Chiron Saxo VTR	B	11	1:26.53	81.21
13	98		DAVID FERGUSON	Chiron Saxo VTR	B	10	1:26.54	81.20
14	54		MAURICE HAYDEN	Chiron Saxo VTR	B	11	1:26.54	81.20
15	4		TERRY ROUGHTON	Chiron Saxo VTR	B	11	1:26.62	81.13
16	20		ANDREW FOLEY	Chiron Saxo VTR	A	11	1:26.86	80.90
17	55		RORY COOPER	Chiron Saxo VTR	B	10	1:27.02	80.75
18	8		SHAWN HAGREN	Chiron Saxo VTR	B	9	1:27.08	80.70
19	88		NICK THORNTON-JONES	Chiron Saxo VTR	B	10	1:27.10	80.68
20	36		CRAIG BELLE	Chiron Saxo VTR	B	10	1:27.12	80.66
21	83		TROYER BUCKLEY	Chiron Saxo VTR	B	11	1:27.18	80.62
22	48		CAR KILBEY	Chiron Saxo VTR	B	10	1:27.17	80.61
23	100		MURFIN BOON	Rowe Metro GTI	B	8	1:27.25	80.36
24	49		TERRY BOTTING	Chiron Saxo VTR	B	10	1:27.25	80.36
25	53		ANDREW TSANG	Peugeot 106 XSI	B	10	1:27.73	80.10
26	42		LEE SCOTT	Pied Fieash XR2	B	10	1:27.98	79.88
27	82		SHAWN WINDOXY	Chiron Saxo VTR	B	10	1:27.92	79.80
28	32		SHANE NOBLE	Ford Sport SA	B	10	1:28.02	79.84
29	52		ROBBIE EGDON	Chiron Saxo VTR	B	9	1:28.21	79.66
30	47		WAI SARGENT	Peugeot 106 XSI	B	10	1:28.27	79.52
31	72		JONATHAN WOODLEY	Chiron Saxo VTR	B	10	1:28.48	79.41
32	23		KIRK DEWELL	Chiron Saxo VTR	B	10	1:28.50	79.40
33	46		LION SARGENT	Peugeot 106 XSI	B	10	1:28.58	79.25
34	50		JOHN SUDGSON	Peugeot 106 XSI	B	10	1:28.98	78.98
35	43		DONALD SPENCER/NO TRANSPORTER	Chiron Saxo VTR	B	10	1:29.13	78.84
36	40		ADRIAN LICHTENGLAS TRANSPORTER	Ford Fiesta XR3i	B	10	1:29.21	78.77
37	81		TERRY GREGORY	Chiron Saxo VTR	B	10	1:29.34	78.68
38	59		MALYNN POWDREY	Ford Fiesta XR2	B	9	1:29.36	78.64
39	58		PAUL SARVIS	Chiron Saxo VTR	B	9	1:29.90	78.23
40	39		ADAM STOKES	Peugeot 106 XSI	B	5	1:29.98	78.11
41	39		SARAH SIBLETT	Peugeot 205 GTI	A	10	1:30.49	77.88
42	67		MATTHEW STUBBINGTON	Peugeot 205 GTI	A	10	1:31.00	77.28
43	30		KEVIN TROTTER	MG Rover 24	A	10	1:31.07	77.16
44	57		KEITH MORRIS	Suzuki Swift GTI	B	9	1:31.13	77.11
45	74		JOCK MCLEARD	Peugeot 205 GTI	A	9	1:31.69	76.65

Best lap disallowed (Q1: 1.8 - 4 wheels off); 1.8 - 12.37.55.89.91.101. No 76 - 0 laps. No 42.62 - No transporter.

19 Sep 10 13:28

Chief of Course: [Signature] Time Issued: [Signature] Chief Timekeeper: [Signature]

RESULTS FROM PROFESSIONAL FOR A MINUTE OR 5 MINUTES FROM THE TIME OF SALE AND UNTIL ALL JUDICIAL AND TECHNICAL MATTERS HAVE BEEN SETTLED. Results produced on HS Sports Timing and Results Systems. Results online at www.750MC.co.uk



Combined Qualifying Times
Demon Tweaks / Yokohama Stock Hatch
Championship

Pos	No	Cl	Name	Car	Session	Laps	Best on Lap	Mph
48	59		CAROL GIBSON	Ford Fiesta XR2	A	9	1:32.15	76.26
47	73		RUSSELL HOLMAN	Chiron Saxo VTR	B	5	1:32.42	76.04
46	32		GEOFF BLUFF	Chiron Saxo VTR	B	9	1:32.94	75.61
45	45		ROBERT THORP	Chiron Saxo VTR	A	9	1:32.95	75.42
50	45		JAMES CLAYTON	Ford Fiesta XR2	A	10	1:33.75	74.96
51	37		ANDREW KNIGHT	Peugeot 205 GTI	B	9	1:34.54	74.33
52	24		ROBERT BENNETT	Ford Fiesta XR2	B	9	1:35.09	73.90
53	31		ANN DOLLY	Chiron Saxo VTR	B	3	1:50.84	63.40
54	22		JASON FIELDS	Chiron Saxo VTR	B	1	2:10.09	54.02
55	76		GARETH WRIGHT	Peugeot 106 XSI	B	0	DNS	0
56	56		NICK CARTER	Yamaha Conco Sport	B	0	DNS	0
57	41		BOB TILLING	Chiron Saxo VTR	B	0	DNS	0
58	60		TOM SIMPSON	Chiron Saxo VTR	B	0	DNS	0

Best lap disallowed (Q1: 1.8 - 4 wheels off); 1.8 - 12.37.55.89.91.101. No 76 - 0 laps. No 40.62 - No transporter.

18 Sep 10 13:28

Chief of Course: [Signature] Time Issued: [Signature] Chief Timekeeper: [Signature]

RESULTS FROM PROFESSIONAL FOR A MINUTE OR 5 MINUTES FROM THE TIME OF SALE AND UNTIL ALL JUDICIAL AND TECHNICAL MATTERS HAVE BEEN SETTLED. Results produced on HS Sports Timing and Results Systems. Results online at www.750MC.co.uk



Combined Qualifying Times

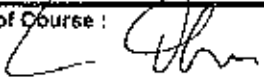
Demon Tweeks / Yokohama Stock Hatch Championship

Pos	No	Cl	Name	Car	Session	Laps	Best	on Lap	Mph
1	1		Jeff HUMPHRIES	Peugeot 106 Rallye	B	10	1:25.58	9	82.11
2	66		Josh COOK	Citroen Saxo VTR	A	11	1:25.58	11	82.11
3	7		Andrew TIBBS	Citroen Saxo VTR	A	10	1:25.82	10	81.88
4	98		Daniel FERGUSON	Citroen Saxo VTR	A	11	1:26.14	11	81.58
5	12		Joe McMILLAN	Citroen Saxo VTR	A	8	1:26.15	5	81.57
6	91		Jon MAYBIN	Citroen C2	A	10	1:26.18	8	81.54
7	92		Patrick FLETCHER	Citroen Saxo VTR	B	10	1:26.22	4	81.50
8	69		Joel SHIPTON	Citroen Saxo VTR	B	10	1:26.34	5	81.39
9	51		Matt DIGBY	Citroen Saxo VTR	B	10	1:26.34	8	81.39
10	14		Tom MOLYNEUX	Peugeot 106 Rallye	B	7	1:28.40	7	81.33
11	21		Wayne HARRIS	Citroen Saxo VTR	B	10	1:26.51	8	81.23
12	16		Robert FOREMAN	Citroen Saxo VTR	B	11	1:26.53	5	81.21
13	98		Joe FERGUSON	Citroen Saxo VTR	B	10	1:26.54	6	81.20
14	54		Maurice HAYDEN	Citroen Saxo VTR	B	11	1:26.54	10	81.20
15	4		Terry ROUGHTON	Citroen Saxo VTR	A	11	1:26.62	9	81.13
16	20		Andrew FOLEY	Citroen Saxo VTR	A	11	1:26.86	8	80.80
17	55		Rory COOPER	Citroen Saxo VTR	B	10	1:26.86	10	80.90
18	8		Shaun HAGEN	Citroen Saxo VTR	A	9	1:27.08	4	80.70
19	88		Nick THORNTON-JONES	Citroen Saxo VTR	B	10	1:27.10	7	80.68
20	36		Craig BELL	Citroen Saxo VTR	A	10	1:27.12	6	80.66
21	61		Trevor BUCKLEY	Citroen Saxo VTR	B	11	1:27.16	7	80.62
22	48		Carl KILBEY	Citroen Saxo VTR	B	10	1:27.17	5	80.61
23	100	B	Martin BOON	Rover Metro GTi	B	8	1:27.45	3	80.36
24	43		Terry BOTTING	Citroen Saxo VTR	A	11	1:27.45	9	80.36
25	53		Andrew TSANG	Peugeot 106 XSi	B	10	1:27.73	3	80.10
26	42	B	Lee SCOTT	Ford Fiesta XR2i	A	10	1:27.88	9	79.96
27	82		Stuart WINDOW	Citroen Saxo VTR	A	10	1:27.92	8	79.93
28	52		Steve NOBLE	Ford Sport KA	B	10	1:28.02	7	79.84
29	101		Robbie BOON	Citroen Saxo VTR	A	9	1:28.21	9	79.85
30	47		Will SARGENT	Peugeot 106 XSi	A	10	1:28.37	8	79.52
31	72		Jonathan WOOLLEY	Citroen Saxo VTR	B	10	1:28.49	7	79.41
32	23		Kirk DEWELL	Citroen Saxo VTR	B	10	1:28.50	10	79.40
33	48		Liam SARGENT	Peugeot 106 XSi	B	10	1:28.56	6	79.35
34	50		John GUDGEON	Peugeot 106 XSi	A	10	1:28.98	10	78.98
35	62		Daniel SPENCER/No transponder	Citroen Saxo VTR	A	10	1:29.13	6	78.84
36	40	B	Adam LICHTIG/No transponder	Ford Fiesta XR2i	B	10	1:29.21	4	78.77
37	61		Trevor GREGORY	Citroen Saxo VTR	A	9	1:29.34	3	78.66
38	90	B	Martyn FOWDREY	Ford Fiesta XR2	B	9	1:29.36	9	78.64
39	58		Paul JARVIS	Citroen Saxo VTR	A	9	1:29.80	9	78.25
40	84		Adam STOKES	Peugeot 106 XSi	B	9	1:29.96	7	78.11
41	38	B	Sarah NIBLETT	Peugeot 205 GTi	A	10	1:30.49	10	77.66
42	67	B	Matthew STUBINGTON	Peugeot 205 GTi	A	10	1:31.00	7	77.22
43	30		Nell TROTTER	MG Rover ZR	A	10	1:31.07	10	77.16
44	37	B	Keith MORGAN	Suzuki Swift GTi	A	9	1:31.13	8	77.11
45	74	B	Jack ADLARD	Peugeot 205 GTi	A	9	1:31.88	9	76.65

Fastest lap disallowed (Q12.16.1 - 4 wheels off): 1, 8, 12, 37, 55, 69, 91, 101. No 76 - 0 laps. No 40 & 62 - NO TRANSP

Snellerton

18 Sep 10 12:42

Clerk of Course : 	Time Issued : 12.57	Chief Timekeeper :
---	------------------------	--------------------

THESE RESULTS REMAIN PROVISIONAL FOR A MINIMUM OF 30 MINUTES FROM THE TIME OF ISSUE AND UNTIL ALL JUDICIAL AND TECHNICAL MATTERS HAVE BEEN SETTLED

Results produced on HS Sports Timing and Results Systems. Results online at www.750MC.co.uk



Combined Qualifying Times


Demon Tweeks / Yokohama Stock Hatch Championship

Pos	No	Cl	Name	Car	Session	Laps	Best on Lap	Mph	
46	59	B	Daniel GIBSON	Ford Fiesta XR2	A	9	1:32.15	9	76.26
47	73		Russell HOLMAN	Citroen Saxo VTR	B	5	1:32.42	2	76.04
48	32		Geoff BLUFF	Citroen Saxo VTR	B	9	1:32.94	7	75.61
49	26		Robert THORP	Citroen Saxo VTR	A	9	1:33.55	8	75.12
50	45	B	James LAWTON	Ford Fiesta XR2	A	10	1:33.75	9	74.96
51	97	B	Andrew KNIGHT	Peugeot 205 GTi	B	9	1:34.54	6	74.33
52	24	B	Robert BENNETT	Ford Fiesta XR2	B	9	1:35.09	4	73.90
53	31	B	Alan DULY	Ford Fiesta XR2	B	3	1:50.84	2	63.40
54	22		Jason PELOSI	Citroen Saxo VTR	B	1	2:10.09	1	54.02
55	76		Garath WRIGHT	Peugeot 105 XSi	A	0	DNS	0	
56	56		Nick CARTER	Vauxhall Corsa Sport	A	0	DNS	0	
57	41		Bob TILLING	Citroen Saxo VTR	B	0	DNS	0	
58	60		Tom SIMPSON	Citroen Saxo VTR	B	0	DNS	0	

Fastest lap disallowed (Q12.16.1 - 4 wheels off): 1, 8, 12, 37, 55, 69, 91, 101. No 76 - 0 laps. No 40 & 62 - NO TRANSP

Snetterton

18 Sep 10 12:42

Clerk of Course : 	Time Issued : 12.57	Chief Timekeeper :
---	------------------------	--------------------

THESE RESULTS REMAIN PROVISIONAL FOR A MINIMUM OF 30 MINUTES FROM THE TIME OF ISSUE AND UNTIL ALL JUDICIAL AND TECHNICAL MATTERS HAVE BEEN SETTLED

Results produced on HS Sports Timing and Results Systems. Results online at www.750MC.co.uk



(P7) Provisional Qualifying Times for Race 5

750MC Formula 4 Championship

Pl	No	Cl	Name	Car	Laps	Time on Lap	Behind	MPH
1	1	A	Jonathan WESTON-TAYLOR	Mygale US 2000	12	1:10.09	9	100.26
2	7	A	Robbie WATTS	Van Diemen Raw 09	13	1:10.30	12	99.96
3	5	A	Bryn TOOTELL	Van Diemen RF06/09	11	1:11.21	11	98.68
4	6	A	Malcolm SCOTT	Van Diemen RF00	13	1:11.27	10	98.60
5	4	A	Andrew MINNETT	Van Diemen RF98	13	1:11.50	8	98.15
6	79	A	Oliver SIRRELL	Van Diemen RF97	12	1:11.82	11	97.84
7	76	A	Jennifer SCOTT	Van Diemen RF99	12	1:12.64	7	96.74
8	41	A	Simon EMMERSON	Mygale US2K/3	12	1:14.40	10	94.45
9	21	B	Clive YORATH	Reynard SF84	12	1:14.55	10	94.26
10	55	A	Zac CHAPMAN	Renault RC97	12	1:14.66	7	94.12
11	83	C	Paul PRESGRAVES	Van Diemen RF98	12	1:15.40	8	93.20
12	25	C	James CHAPMAN	Van Diemen	11	1:17.60	10	7.51
13	33	A2	Paul YOUNG	Revelation	11	1:20.08	11	8.99
14	27	A	Miko WEBBER	Magnum F4A	11	1:20.29	11	10.20
15	40	A2	David WOODSWORTH-DALE	Revelation 2000	11	1:23.87	10	13.78

Not-Seen

22 A Daniel HANDS Renault RC98

Weather / Track: Bright / Dry

Start Time : 11:16

Snetterton

18 Sep 10 11:31

Clerk of Course : <i>A J Cox</i>	Time Issued : 11:44	Chief Timekeeper : Terry Stevens
-------------------------------------	------------------------	----------------------------------

THESE RESULTS REMAIN PROVISIONAL FOR A MINIMUM OF 30 MINUTES FROM THE TIME OF ISSUE AND UNTIL ALL JUDICIAL AND TECHNICAL MATTERS HAVE BEEN SETTLED.

Results produced on HS Sports Timing and Results Systems. Results online at www.750MC.co.uk



2nd Best Qualifying Times Demon Tweeks / Yokohama Stock Hatch Championship

Pos	No	Cl	Name	Car	Time
1	1		JEN HILSHOUSE	Pouquet 106 Rallye	1:28.59
2	66		Jean COOK	Citroen Saxo VTR	1:28.52
3	7		Andrew TIBBS	Citroen Saxo VTR	1:28.10
4	96		Joe FERGUSON	Citroen Saxo VTR	1:28.29
5	91		Jon MAYBIN	Citroen C2	1:28.28
6	51		Mark DAGBY	Citroen Saxo VTR	1:28.38
7	82		Patrick FLETCHER	Citroen Saxo VTR	1:28.40
8	98		Daniel HERGUSON	Citroen Saxo VTR	1:28.55
9	49		Joe SHYTON	Citroen Saxo VTR	1:28.60
10	21		Wayne HARRIS	Citroen Saxo VTR	1:28.60
11	4		Terry ROUGHEN	Citroen Saxo VTR	1:28.62
12	16		Roburt FOREMAN	Citroen Saxo VTR	1:28.62
13	54		Maurice HAYDEN	Citroen Saxo VTR	1:28.78
14	14		Tom McOLYNEUX	Pouquet 106 Rallye	1:28.84
15	12		Joe McMILLAN	Citroen Saxo VTR	1:28.88
16	20		Andrew FOLEY	Citroen Saxo VTR	1:27.00
17	8		Shaun HAGEN	Citroen Saxo VTR	1:27.09
18	55		Rory COOPER	Citroen Saxo VTR	1:27.16
19	36		Craig BELL	Citroen Saxo VTR	1:27.33
20	88		Nick THORNTON-JONES	Citroen Saxo VTR	1:27.35
21	61		Trevor BUCKLEY	Citroen Saxo VTR	1:27.38
22	48		Carl KILBEY	Citroen Saxo VTR	1:27.38
23	200	B	Mark BODD	Rover Metro GTI	1:27.52
24	43		Terry BOTTING	Citroen Saxo VTR	1:27.56
25	59		Andrew TSANG	Pouquet 106 XSI	1:27.80
26	42	B	Lee SCOTT	Ford Fiesta XR3i	1:28.00
27	191		Robbie BOOK	Citroen Saxo VTR	1:28.22
28	52		Steve NOBLE	Ford Sport KA	1:28.24
29	82		Stuart WINDOW	Citroen Saxo VTR	1:28.37
30	47		Will SARGENT	Pouquet 106 XSI	1:28.61
31	72		Jonathan WOODLEY	Citroen Saxo VTR	1:28.61
32	23		Kirk DEWELL	Citroen Saxo VTR	1:28.65
33	46		Clam SARGENT	Pouquet 106 XSI	1:28.70
34	50		John GUDGEON	Pouquet 106 XSI	1:29.12
35	02		Daniel SPENCER	Citroen Saxo VTR	1:29.35
36	81		Trevor GREGORY	Citroen Saxo VTR	1:29.38
37	40	B	Adam LICHTIG	Ford Fiesta XR3i	1:29.60
38	90	B	Malcolm POWDERY	Ford Fiesta XR3	1:29.83
39	84		Adam STOKES	Pouquet 106 XSI	1:30.95
40	39	B	Savin MIBLETT	Pouquet 205 GTI	1:30.83
41	58		Paul JARVIS	Citroen Saxo VTR	1:30.82
42	87	B	Matthew STUBBINGTON	Pouquet 205 GTI	1:31.16
43	37	B	Kyle MORRIS	Suzuki Swift GTI	1:31.22
44	26		Neil TROTTER	MG Rover ZR	1:31.27

Clerk of Course:

Time Board:

Chief Timekeeper:

18 Sep 10 13:52

THESE RESULTS REMAIN PROVISIONAL FOR A MINIMUM OF 30 MINUTES FROM THE TIME OF ISSUE



2nd Best Qualifying Times Demon Tweeks / Yokohama Stock Hatch Championship

Pos	No	Cl	Name	Car	Time
45	74	B	Jack ADLARD	Pouquet 205 GTI	1:32.10
46	59	B	Daniel GIBSON	Ford Fiesta XR2	1:32.51
47	73		Russell HOLMAN	Citroen Saxo VTR	1:32.89
48	32		Graff BLUFF	Citroen Saxo VTR	1:33.35
49	25		Robert THORP	Citroen Saxo VTR	1:33.63
50	45	B	James LAWTON	Ford Fiesta XR2	1:34.09
51	97	B	Andrew KNIGHT	Pouquet 205 GTI	1:34.80
52	24	B	Robert BENNETT	Ford Fiesta XR2	1:35.14
53	31	B	Alan DULY	Ford Fiesta XR2	2:34.03

Clerk of Course:

Time Board:

Chief Timekeeper:

18 Sep 10 13:52

THESE RESULTS REMAIN PROVISIONAL FOR A MINIMUM OF 30 MINUTES FROM THE TIME OF ISSUE



(P8) Provisional Qualifying Times for Races 6 & 14
Premier Choice Group 750 Formula Championship

Pl	No	Cl	Name	Car	Laps	Time on Lap	Behind	MPH
1	SR		ROGER ROWE	Centaur Mk 20	11	1:19.72	11	88.35
2	2		MIKE HARRIS	Dart 877	10	1:20.79	9	90.99
3	7		PAUL BOVE	ADR 790F	11	1:21.20	8	88.54
4	8		BOB SIMPSON	SRP	11	1:21.38	7	88.97
5	4		CHRIS GOUGH	CGR2 Eva	11	1:21.93	6	88.77
6	13		ROD HILL	Mystic T4/21	11	1:22.19	5	85.00
7	BS	B	ROBIN GEARWIG	Dart	11	1:23.18	10	84.48
8	5		BILL RUTTER	Dart Mk5	11	1:23.45	8	84.21
9	42		MARIN KEMP	Rancher Falcon	11	1:23.51	10	84.15
10	97		NATHANIEL COOPER	Dart TT	10	1:24.80	8	82.87
11	27		SUE HARRIS	Dart S87	10	1:25.95	9	81.18
12	72	B	MIGUE COWLEY	Cowley	10	1:28.29	10	81.18
13	23	B	PAUL COLLINS	Dart Mk5	10	1:28.52	10	79.98
14	22	B	ANDREW BOOTH	Centaur	10	1:28.56	7	82.84
15	17	B	ANDREW LAKE	Dart 910	7	1:29.16	4	84.44
16	21	B	HAW DAVIES	Phosor Five	4	1:29.37	3	84.85
17	36	B	NIGEL HARVEY	PC Special	8	1:30.82	5	79.10

Weather / Track: Cloudy / Dry

Start Time: 11:38

Chief of Course:

Time Issued:

Stableton

Chief Timekeeper: Terry Stevens

18 Sep 10 11:54

THESE RESULTS REMAIN PROVISIONAL FOR A MINIMUM OF 30 MINUTES FROM THE TIME OF ISSUE AND DATE. ALL APPLICABLE AND TECHNICAL MATTERS HAVE BEEN SETTLED.

Results produced on H8 Sports Timing and Results Systems. Results online at www.750MC.co.uk

RACE GRID

Premier Choice Group 750 Formula Championship

Race 6

ROW 13						
ROW 3	36	0:36.930 Nigel Harvey				
ROW 8	17	0:23.780 Andrew Lake		21	0:126.370 Haw Davies	
ROW 7	23	0:126.832 Paul Collins		22	0:126.592 Andrew Booth	
ROW 3	27	0:126.580 Sue Harris		72	0:29.290 Mig Cowley	
ROW 5	42	0:123.510 Marin Kemp		97	0:24.800 Nathaniel Cooper	
ROW 4			85	0:123.180 Robin Gearwig	5	0:120.240 Bill Rutter
ROW 3	4	0:21.390 Chris Gough		13	0:22.180 Rod Hill	
ROW 2			7	0:127.300 Roger Rowe	6	0:127.380 Bob Simpson
ROW 1	55	0:17.970 Roger Rowe		2	0:120.750 Mike Harris	

POLE



(P9) Provisional Qualifying Times for Race 7

Polleypport / Yokohama SAXMAX Championship

Pl	No	Cl	Name	Car	Laps	Time on Lap	Behind	MPH	
1	96		Shaun CLAY	Citroen Saxo VTR	10	1:28.82	6	0.06	79.12
2	89		Shane STONEY	Citroen Saxo VTR	10	1:28.95	6	0.19	79.00
3	18		Jordan WILLSON	Citroen Saxo VTR	10	1:29.40	6	0.64	78.60
4	54		Anthony WHORTON-EALES	Citroen Saxo VTR	10	1:29.46	10	0.70	78.55
5	10		Scott MOAKES	Citroen Saxo VTR	9	1:29.54	7	0.78	78.48
6	17		William DAVISON	Citroen Saxo VTR	10	1:29.59	10	0.83	78.44
7	55		Jordan ANNELLS	Citroen Saxo VTR	10	1:29.60	3	0.84	78.43
8	81		Henry GILBERT	Citroen Saxo VTR	10	1:29.60	9	0.84	78.43
9	13		Chris WARBURTON	Citroen Saxo VTR	10	1:29.62	9	0.86	78.41
10	4		Aaron TRIGWELL	Citroen Saxo VTR	10	1:29.71	4	0.95	78.33
11	85		Myles COLLINS	Citroen Saxo VTR	10	1:29.71	8	0.95	78.33
12	15		Ashley DIBDEN	Citroen Saxo VTR	10	1:29.89	6	1.13	78.18
13	22		William PLANT	Citroen Saxo VTR	10	1:30.14	7	1.38	77.96
14	90		Jordan BATTS	Citroen Saxo VTR	10	1:30.91	10	2.15	77.30
15	47		Owen HUNTER	Citroen Saxo VTR	9	1:31.08	5	2.32	77.15

Fastest laps disallowed (Q12.16.1 - 4 wheels off): 13 (3 lap), 96 (2 laps)

Weather / Track: Bright / Dry

Start Time : 11:57

Snetterton

18 Sep 10 13:01

Clerk of Course : 	Time Issued : 13.18	Chief Timekeeper : Terry Stevens
---	------------------------	----------------------------------

THESE RESULTS REMAIN PROVISIONAL FOR A MINIMUM OF 30 MINUTES FROM THE TIME OF ISSUE AND UNTIL ALL JUDICIAL AND TECHNICAL MATTERS HAVE BEEN SETTLED.

Results produced on HS Sports Timing and Results Systems. Results online at www.750MC.co.uk



(P10) Provisional Qualifying Times for Race 19

Polleypport / Yokohama SAXMAX Championship

Pl	No	Cl	Name	Car	Laps	Time on Lap	Behind	MPH	
1	96		Shaun CLAY	Citroen Saxo VTR	9	1:29.19	5	78.79	
2	18		Jordan WILLSON	Citroen Saxo VTR	10	1:29.48	5	0.29	78.53
3	89		Shane STONEY	Citroen Saxo VTR	8	1:29.68	5	0.49	78.36
4	54		Anthony WHORTON-EALES	Citroen Saxo VTR	10	1:29.77	9	0.58	78.28
5	4		Aaron TRIGWELL	Citroen Saxo VTR	10	1:29.79	9	0.60	78.26
6	13		Chris WARBURTON	Citroen Saxo VTR	10	1:29.80	7	0.61	78.25
7	95		Myles COLLINS	Citroen Saxo VTR	10	1:29.88	4	0.69	78.18
8	17		William DAVISON	Citroen Saxo VTR	10	1:30.11	4	0.92	77.98
9	22		William PLANT	Citroen Saxo VTR	9	1:30.27	6	1.08	77.85
10	55		Jordan ANNELLS	Citroen Saxo VTR	10	1:30.36	6	1.17	77.77
11	15		Ashley DIBDEN	Citroen Saxo VTR	5	1:30.68	4	1.49	77.49
12	47		Owen HUNTER	Citroen Saxo VTR	10	1:30.89	4	1.70	77.32
13	81		Henry GILBERT	Citroen Saxo VTR	10	1:31.20	6	2.01	77.05
14	90		Jordan BATTS	Citroen Saxo VTR	10	1:31.30	8	2.11	76.97
15	10		Scott MOAKES	Citroen Saxo VTR	3	1:32.11	2	2.92	76.29

No 55 - best lap disallowed, Q14.5 - 4 wheels off

Weather / Track:

Start Time : 09:01

Snetterton

19 Sep 10 09:59

Clerk of Course:

Time Issued :

10.14

Chief Timekeeper : Terry Stevens

THESE RESULTS REMAIN PROVISIONAL FOR A MINIMUM OF 30 MINUTES FROM THE TIME OF ISSUE AND UNTIL ALL JUDICIAL AND TECHNICAL MATTERS HAVE BEEN SETTLED.

Results produced on HS Sports Timing and Results Systems. Results online at www.750MC.co.uk



2nd Best Qualifying Times 750MC Bike-Sports Championship

Pos	No	CI	Name	Car	Time
1	12	A2	Tim Gray	BDK S3	1:10.28
2	29	A2	Jon Paul Ivey	Radical ProSport	1:10.39
3	8	A2	Richard Stables	Radical ProSport	1:10.75
4	2	A2	Darcy Smith	Radical PR8	1:10.96
5	25	A2	James Breakwell	Radical ProSport	1:11.52
6	15	A2	Steve Cave	JXS SRC10	1:12.20
7	4	A2	Adrian Reynard	Koyvald Invorcer	1:14.19
8	57	A2	Oliver Cox	Radical SR4	1:17.59
9	63	RCB	Duncan Marshall	SRM Phoenix	1:17.67
10	50	RCB	Tim Hooper	Fisher Fury	1:18.42
11	21	C2	Kevin Gouter	Kenthoms Katoaga	1:18.72
12	88	A2	Shane Porter	Radical SR4	1:19.07
13	25	RCB	Andrew Grant	Fisher Fury 04	1:19.20
14	49	RCB	Tony Gaunt	Walle ZXR	1:20.38
15	28	RCB	Jeanus Walker	Woodfield Mugaburo	1:20.89
16	15	RCB	Ashya Greenway	Fisher Fury Fireblade	1:20.78
17	33	RCB	Bob Mortimer	Fisher Fury	1:20.82
18	41	RCB	Noll Constable-Berry	BDK SR2010	1:20.93
19	99	RCB	James Fowler	Fisher Fury	1:21.00
20	44	RCB	Paul Rickers	Phixell	1:21.18
21	22	RCB	Ben Butler	Yvesdale 95	1:22.35
22	32	RCB	Daniel Bromilow	Fisher Fury	1:22.87
23	27	C2	Joe Jackson	Gambal GT	1:26.48
24	72	RCB	David Lawrence	Syno Plot	1:27.58
25	84	RCB	Robert Gardiner	Raw Fulcrum	1:28.09
26	78	B2	Peter Brown	Radical Clubsport	1:34.66

Chief of Spectator:

Time Issued:

Chief Timekeeper:

19 Sep 10 09:48

THESE RESULTS REMAIN PROVISIONAL FOR A MINIMUM OF 30 MINUTES FROM THE TIME OF ISSUE

RACE GRID

750MC Bike-Sports Championship

Race 21

ROW 6	27	01:25.460 JOE JACKSON	78	01:54.860 PETER BROWN
ROW 5	21	01:18.720 KEVIN GOUTER	68	01:19.070 SHANE PORTER
ROW 4	4	01:14.150 ADRIAN REYNARD	57	01:17.260 OLIVER COX
ROW 3	25	01:11.520 JAMES BREAKWELL	11	01:12.200 STEVE CAVE
ROW 2	95	01:17.070 RICHARD STABLES	2	01:17.960 DARCY SMITH
ROW 1	12	01:10.280 TIM GRAY	29	01:10.390 JON PAUL IVEY

POLE



(P11) Provisional Qualifying Times for Races 16 & 21

750MC Bike-Sports Championship

Pl	No	C1	Name	Car	Laps	Time on Lap	SHIMM	MPH
1	95	A2	Richard STABLES	Radical Pro Prospect	10	1:09.50	10	104.11
2	12	A2	Tim GRAY	BON S3	11	1:09.73	10	100.79
3	29	A2	Jon PAUL VEY	Radical Prospect	11	1:10.38	6	99.99
4	2	A2	Doug SAITH	Radical Pro	11	1:10.74	13	99.94
5	25	A2	James BREKELL	Radical Pro Prospect	11	1:11.44	4	98.37
6	11	A2	Steve CAVE	JRS SRC 10	11	1:12.32	4	97.44
7	4	A2	Akshn BRYNARD	Raymond Interceptor	10	1:13.79	3	96.33
8	65	ROB	Duncan MARSHALL	STM Phoenix	9	1:17.02	7	7.53
9	57	A2	Oliver COX	Radical SR4	10	1:17.92	9	7.82
10	50	ROB	Tom HODGROD	Fisher Fury	10	1:18.00	10	8.50
11	21	C2	Kevin GOATER	Kuliforms Roadrig	10	1:18.49	9	8.69
12	26	ROB	Andrew GRANT	Fisher Fury 04	9	1:18.50	6	8.00
13	60	A2	Shins PORTER	Radical SR4	5	1:18.75	4	9.25
14	48	ROB	Yony GAUNT	Wolfe ZXR	9	1:19.58	4	10.02
15	99	ROB	James FOWLEY	Fisher Fury	8	1:19.75	7	10.25
16	33	ROB	Josh HORNEMISLE	Fisher Fury	9	1:20.17	9	10.87
17	16	ROB	James WALKER	Westfield Megabus	9	1:20.36	6	10.96
18	15	ROB	Austen GREENWAY	Fisher Fury Fireblade	10	1:20.49	7	10.80
19	41	ROB	Nail CONSTABLE-BERRY	BON S32010	9	1:20.41	8	10.91
20	44	ROB	Paul RICHENS	Phoenix	9	1:20.79	9	11.29
21	52	ROB	Daniel BROMLOW	Fisher Fury	9	1:21.02	9	11.52
22	22	ROB	Ben BUTLER	Westlink SR	9	1:22.06	4	12.55
23	27	C2	Joe JACKSON	Quadri GT	5	1:24.94	4	15.44
24	74	ROB	David LAWRENCE	Syva Riot	9	1:26.72	6	17.32
25	54	ROB	Robert GARDNER	Raw Fulcrum	9	1:27.31	4	17.81
26	78	B2	Peter BROWN	Radical Chisport	6	1:34.18	5	24.88

NOT SEEN
 14 A2 Jack MIDDLETON
 28 ROB Gary GOODYEAR
 34 ROB Mark SAMMILLAND

Radical Prospect
 Raw Fulcrum
 Fisher Fury

No 32 - NO TRANSPONCE 2

Weather / Track: Cloudy / Dry

Start Time: 09:27

Stenoform

13 Sep 10 09:44

Place of Course:

Time Reserved:

Chief Timekeeper: Perry Stevens

Place of Source:

Chief Timekeeper:

Perry Stevens

RACE GRID

750MC Bike-Sports Championship

Race 16

ROW 6	27	01:24.94C	JOO JACKSON	01:34.18C	78	Peter BROWN
ROW 5	21	01:21.90C	Kevin GOATER	01:16.75C	68	Shins PORTER
ROW 4	4	01:13.79C	Akshn BRYNARD	01:17.82C	57	Oliver COX
ROW 3	25	01:11.44C	James BREKELL	01:21.00C	11	Steve CAVE
ROW 2	29	01:10.29C	Jon PAUL VEY	01:16.75C	2	Doug SAITH
ROW 1	95	01:09.50C	Richard STABLES	01:09.50C	12	Tim GRAY

POLE



(P13) Provisional Qualifying Times for Race 20

AB Performance RGB Championship

Pl	No	Cl	Name	Car	Laps	Time on Lap	Behind	MPH
1	12	A	Paul ROGERS	Contour Cars RGB09	7	1:14.57	7	94.24
2	2	A	John CUTMORE	Spire GTR	11	1:14.98	9	93.72
3	21	B	Mathew GREEN	Spire GTR	12	1:16.00	10	92.46
4	65	B	Duncan MARSHALL	STM Phoenix	11	1:16.69	11	91.63
5	49	B	Tony GAUNT	Wolfe ZXR	11	1:16.97	10	91.30
6	50	B	Tim HOVERD	Fisher Fury	12	1:17.14	6	91.10
7	28	A	Gary GOODYEAR	Raw Fulcrum	11	1:17.53	9	90.64
8	3	C	Alastair BOULTON	Stuart Taylor Phoenix	11	1:19.25	11	88.67
9	33	A	Bob MORTIMER/NO TRANSPONDER	Fisher Fury	11	1:19.30	11	88.62
10	15	C	Austen GREENWAY	Fisher Fury Fireblade	11	1:19.44	10	88.46
11	77	C	Phil ALCOCK	Pulsar Blade	11	1:19.59	10	88.29
12	63	C	Colin CHAPMAN	Fisher Fury	11	1:19.78	10	88.08
13	16	A	James WALKER	Westfield Megabus	11	1:19.94	11	87.91
14	41	B	Neil CONSTABLE-BERRY	BDN S3/2010	8	1:20.09	5	87.75
15	52	B	Daniel BROMILOW	Fisher Fury	11	1:20.33	10	87.46
16	42	B	Paul RICKERS	Phoenix	11	1:20.62	4	87.16
17	22	C	Ben BUTLER	Westfield SE	11	1:20.66	7	87.12
18	34	B	Mark SAMMLAND	Fisher Fury	9	1:20.82	7	86.95
19	74	B	David LAWRENCE	Sylva Riot	11	1:21.19	11	86.55
20	99	A	James FOWLEY	Fisher Fury	2	1:23.65	2	84.01
21	84	C	Robert GARDINER	Raw Fulcrum	10	1:25.31	4	82.37

Not-Seen

26 B Andrew GRANT Fisher Fury 04

No 33 - Still no transponder. Please fix before races.

Weather / Track:

Start Time : 10:20

Snetterton

19 Sep 10 10:39

Clerk of Course :

ASG

Time issued :

11.05

Chief Timekeeper : Terry Stevens

THESE RESULTS REMAIN PROVISIONAL FOR A MINIMUM OF 30 MINUTES FROM THE TIME OF ISSUE AND UNTIL ALL JUDICIAL AND TECHNICAL MATTERS HAVE BEEN SETTLED

Results produced on HS Sports Timing and Results Systems. Results online at www.750MC.co.uk



2nd Best Qualifying Times Premier Choice Group 750 Formula Championship

Pos	No	Cl	Name	QW	Time
1	56		Roger ROWE		1:20.07
2	2		MIKE HARRIS	Centaur KA 30	1:21.04
3	6		BAD SIMPSON	Darri 877	1:21.48
4	7		PEAR BOVE	SSIF	1:21.59
5	4		CHRIS GOUGH	ADR 750F	1:21.98
6	13		ROD HILL	CGARD Evo	1:22.49
7	85	6	ROBIN CLEARING	Myrtle T421	1:22.59
8	5		BILL RUTTER	Darri	1:22.74
9	42		MARIN KEMP	Darri MKS	1:22.74
10	37		NATHANIEL COOPER	Scabbers Fulcon	1:22.74
11	27		SUE HARRIS	Douglas TT	1:22.84
12	72	B	NIGEL COWLEY	Darri 597	1:22.87
13	23	B	PAUL COLLINS	Conklov	1:22.87
14	22	B	ANDREW BOOTH	Darri MKS	1:22.78
15	17	B	ANDREW LAKE	Centaur	1:22.88
16	21	6	HUGH DAVIES	Darri 910	1:22.90
17	26	8	NIGEL HARVEY	Phantom Five	1:22.93
				PC Special	1:28.84

Chief of Course: 12.02 Time issued: 18 Sep 10 11:55
 Chief Timekeeper: _____

THESE RESULTS REMAIN PROVISIONAL FOR A MINIMUM OF 30 MINUTES FROM THE TIME OF ISSUE

RACE GRID

Premier Choice Group 750 Formula Championship

Race 14

ROW 10			
ROW 9	36	01:23.840 Nigel HARVEY	
ROW 8			21
	17	01:29.420 ANDREW LAKE	HUGH DAVIES
ROW 7			
	23	01:28.790 Paul COLLINS	22
			ANDREW BOOTH
ROW 6			
	27	01:27.970 Sue HARRIS	72
			NIGEL COWLEY
ROW 5			
	42	01:23.140 Marin KEMP	97
			NATHANIEL COOPER
ROW 4			
	85	01:23.390 Robin CLEARING	5
			BILL RUTTER
ROW 3			
	4	01:21.980 Chris GOUGH	13
			ROD HILL
ROW 2			
	6	01:21.480 BAD SIMPSON	7
			PEAR BOVE
ROW 1			
	55	01:22.070 Roger ROWE	2
			MIKE HARRIS

POLE





2nd Best Qualifying Times
750MC MR2 Championship

Pos	No	Cl	Name	Car	Time
1	58	B	Steve Lumley	Toyota MR2 MK2	1:25.19
2	88	B	Alexander Lennon	Toyota MR2 MK2	1:25.37
3	48	B	John Willson	Toyota MR2 MK2	1:25.45
4	71	B	Paul Hinson	Toyota MR2 MK2	1:25.54
5	29	B	Paul Hinson	Toyota MR2 MK2	1:25.73
6	50	B	Guy Hefford	Toyota MR2 MK2	1:25.85
7	24	B	Paul Hinson	Toyota MR2 MK2	1:27.32
8	23	B	James Cross	Toyota MR2 MK2	1:27.72
9	34	B	Barry Willsher	Toyota MR2 MK2	1:27.76
10	37	B	Michael Wells	Toyota MR2 MK2	1:27.91
11	42	B	Colin Halls	Toyota MR2 MK2	1:28.21
12	26	B	Paul Grimmett	Toyota MR2 MK2	1:28.55
13	87	B	Loe Kaye	Toyota MR2 MK2	1:28.48
14	45	B	Robert Wells	Toyota MR2 MK2	1:28.52
15	25	B	Clive Morphet	Toyota MR2 MK2	1:28.55
18	09	B	Leo Gambell	Toyota MR2 MK2	1:28.98
17	21	B	Ben Rowe	Toyota MR2 MK2	1:29.09
18	44	B	Loe Austin	Toyota MR2 MK2	1:29.80
19	43	B	John Thornber	Toyota MR2 MK2	1:30.00
20	14	B	David Rowe	Toyota MR2 MK2	1:30.02
21	79	C	Jonathan Grimmes	Toyota MR2 MK2	1:30.32
22	32	B	George Housham	Toyota MR2 MK2	1:30.58
23	91	B	Paul Lewis	Toyota MR2 MK2	1:31.08
24	34	B	Jeff Holder	Toyota MR2 MK2	1:31.79
25	30	B	Steve Pegg	Toyota MR2 MK2	1:32.03
26	86	C	Steve Nicholls	Toyota MR2 Roadster	1:33.34
27	88	C	Michael Nicholls	Toyota MR2 Roadster	1:33.56

Chief of Course:  Time Issued: _____ Chief Timekeeper: _____
19 Sep 19 10-17

THESE RESULTS REMAIN PROVISIONAL FOR A MINIMUM OF 30 MINUTES FROM THE TIME OF ISSUE

RACE GRID

750MC MR2 Championship

Race 22

ROW 14	89	1:13.882	Michael Nicholls		
ROW 13	30	0:132.030	Steve Pegg	88	0:130.340
ROW 12	51	0:131.380	Paul Lewis	34	0:131.790
ROW 11	79	0:131.320	Jonathan Grimmes	32	0:130.580
ROW 10	43	0:130.030	John Thornber	14	0:130.330
ROW 9	21	0:129.180	Ben Rowe	44	0:129.500
ROW 8	67	0:128.480	Loe Kaye	25	0:128.530
ROW 7	42	0:128.210	Colin Halls	45	0:128.520
ROW 6	84	0:127.760	Barry Willsher	37	0:127.910
ROW 5	24	0:127.320	Paul Hinson	23	0:127.720
ROW 4	29	0:126.730	Paul Hinson	50	0:126.090
ROW 3	68	0:125.480	Alexander Lennon	77	0:125.520
ROW 2	58	0:125.130	Steve Lumley	55	0:125.310
ROW 1	POLE				



[P12] Provisional Qualifying Times for Race 17 & 22

750MC MR2 Championship

PI No	CI	Name	Car	Laps	Time on Laps	Behind	MPH
1	B	Steve Lumley	Toyota MR2 MK2	11	1:25.00	0	82.87
2	B	Paul Hinson	Toyota MR2 MK2	11	1:25.16	6	82.92
3	B	Alexander Lennin	Toyota MR2 MK2	11	1:25.26	7	82.42
4	B	Andy Bgatov	Toyota MR2 MK2	11	1:25.32	5	82.96
5	B	John Wilson	Toyota MR2 MK2	11	1:25.35	7	82.33
6	B	Guy Hefford	Toyota MR2 MK2	10	1:25.39	5	82.90
7	B	Paul Hutson	Toyota MR2 MK2	11	1:27.32	5	80.48
8	B	Michael Wells	Toyota MR2 MK2	10	1:27.33	5	82.33
9	B	Robert Wells	Toyota MR2 MK2	10	1:27.33	10	80.47
10	B	Barry Willscher	Toyota MR2 MK2	10	1:27.42	4	80.38
11	B	James Cross	Toyota MR2 MK2	10	1:27.67	8	80.18
12	B	Lee Mcke	Toyota MR2 MK2	10	1:28.00	9	80.83
13	B	Paul Grimmett	Toyota MR2 MK2	10	1:28.05	9	80.81
14	B	Colin Hallis	Toyota MR2 MK2	9	1:28.17	8	79.70
15	B	Clio Moppett	Toyota MR2 MK2	8	1:28.23	4	79.95
16	B	Lee Gansbell	Toyota MR2 MK2	10	1:28.23	4	80.76
17	B	Ben Rowe	Toyota MR2 MK1	10	1:28.56	10	78.99
18	B	Leif Austin	Toyota MR2 MK2	10	1:28.75	5	80.30
19	B	Dave Rowe	Toyota MR2 MK1	10	1:28.84	9	78.22
20	B	John Thornber	Toyota MR2 MK2	10	1:29.99	6	80.99
21	B	Jonathan Grimes	Toyota MR2 MK3	10	1:30.07	4	80.02
22	B	George Hougham	Toyota MR2 MK2	10	1:30.36	4	80.85
23	B	Peter Lewis	Toyota MR2 MK2	10	1:30.81	3	80.55
24	B	Jon Holden	Toyota MR2 MK2	9	1:30.84	4	80.84
25	B	Steve Pegg	Toyota MR2 MK2	8	1:31.26	7	80.26
26	B	Stuart Nicholls	Toyota MR2 Roadster	7	1:32.50	6	78.95
27	B	Michael Nicholls	Toyota MR2 Roadster	10	1:33.89	9	78.88

Weather / Track: Cloudy / Dry
 Start Time: 09:09
 ID for Drivers: [Signature]
 Time Record: [Signature]
 Start/Finish: [Signature]
 Chief Timekeeper: Tony Stevens
 19 Sep 10 10:15

THESE RESULTS REMAIN PROVISIONAL FOR ADMINISTRATION PURPOSES UNTIL ALL JUDICIAL AND TECHNICAL MATTERS HAVE BEEN SETTLED.
 Results produced on HIS Sports Timing and Results Systems. Results online at www.hisdr.co.uk

RACE GRID

750MC MR2 Championship Race 17

ROW 12	89	1:33.892	Michael Nicholls		
ROW 13	30	1:37.280	Steve Pegg	88	0:32.890
ROW 12	51	0:30.870	Peter Lewis	34	0:30.840
ROW -1	79	0:30.070	Jonathan Grimes	32	0:30.580
ROW 10	14	0:28.843	Dave Rowe	43	0:28.840
ROW 9	21	0:28.560	Ben Rowe	44	0:29.790
ROW 7	26	0:28.050	Paul Grimmett	42	0:28.170
ROW 6	23	0:28.870	James Cross	67	0:28.330
ROW 5	45	0:27.830	Robert Wells	84	0:27.430
ROW 4	24	0:27.320	Paul Hutson	37	0:27.830
ROW 3	77	0:25.880	John Wilson	50	0:25.360
ROW 2	68	0:25.280	Alexander Lennin	55	0:25.320
ROW 1	58	0:25.000	Steve Lumley	29	0:24.180

POLE


Printed : 10:16, 19 September 2010
 HIS Sports Timing and Results Systems
 Stratton

RACE GRID

750MC MR2 Super GT Series

Race 1

ROW 6			
ROW 5	51 01:32.090 Peter LEWIS	76 01:32.910 Patrick MORTELL	
ROW 4		82 01:27.910 Ben CATER	50 01:29.450 Guy HEFFORD
ROW 3	77 01:25.880 John WILSON	67 01:27.910 Lee McKEE	
ROW 2		7 01:24.440 Simon ARIS	68 01:25.480 Alexander LENNON
ROW 1	88 01:20.170 Alec KITSON	95 01:20.540 Anthony DAY	
POLE			



RACE GRID

750MC Kit Car Championship plus Allcomers

Race 2

ROW 14	69 01:31.810 Simon HOLLOWAY	
ROW 13	22 01:28.280 Jason PELOSI	23 01:28.170 Patrick MORTELL
ROW 12	153 01:28.070 Andrew TSANG	51 01:28.120 Matt DIGBY
ROW 11	98 01:27.840 Dantel FERGUSON	88 01:27.940 Mark TSANG
ROW 10	96 01:27.330 Joe FERGUSON	8 01:27.610 John MOORE
ROW 9	25 01:25.290 Colin BENHAM	2 01:26.520 Simon NUNN
ROW 8	34 01:23.500 Mark SAMMLAND	5 01:23.880 Ian KEMPSON
ROW 7	50 01:23.390 Jason RICHARDSON	6 01:23.460 Nigel BROWN
ROW 6	24 01:22.510 Guy HUSSEY	44 01:22.620 Paul RICKERS
ROW 5	38 01:21.900 David CALDECOURT	82 01:21.920 Rob JOHNSTON
ROW 4	7 01:20.890 Ryan BENSLEY	9 01:21.330 Anton LANDON
ROW 3	99 01:19.070 Ian CRAIG	28 01:19.330 Gary GOODYEAR
ROW 2	53 01:18.700 Andy WILEY	65 01:18.990 Richard GILMOUR
ROW 1	14 01:14.650 Jack MIDDLETON	18 01:17.340 Paul SPENCER

POLE

Demon Tweeks / Yokohama Locost Championship

Race 3

ROW 18		35 01:40.570 Sean GRAHAM	
ROW 17	23 01:34.240 Rob MIDDLETON		25 01:35.080 Lee MIDDLETON
ROW 16		21 01:33.520 David BERRY	37 01:34.030 Barry STUART
ROW 15	30 01:32.960 Kevin WERNHAM		38 01:33.370 Samuel GILL
ROW 14		61 01:32.290 Stuart SELLARS	58 01:32.430 Anthony MAY
ROW 13	54 01:32.070 David MORROW		67 01:32.160 Ernie GUSHLOW
ROW 12		73 01:31.860 Rob APSEY	31 01:31.970 Adam KNIGHT
ROW 11	32 01:31.360 Shaun BRAME		74 01:31.780 Steven WELLS
ROW 10		56 01:31.020 Patrick DUDLEY	63 01:31.230 James MILLMAN
ROW 9	77 01:30.040 Nick SELBY		52 01:30.640 Richard LEE
ROW 8		16 01:29.680 Victoria PICKLES	44 01:29.980 Campbell CASSIDY
ROW 7	17 01:29.040 Mark GLOVER		40 01:29.280 Paul BRYANT
ROW 6		82 01:29.340 David BOUCHER	88 01:29.870 Nicholas MORLEY
ROW 5	2 01:28.740 Scott MITTELL		70 01:29.100 Sian STAFFORD
ROW 4		11 01:28.480 Lynfel OWEN	24 01:28.610 Lee BANKHURST
ROW 3	6 01:28.190 Richard JENKINS		4 01:28.470 Tom COLLIER
ROW 2		60 01:28.180 Sam BRADLEY	8 01:28.160 James PINKERTON
ROW 1	27 01:27.440 Alex VON EHRHEIM		28 01:27.900 David BLACK

POLE

Grid penalties from previous races: 40 (3), 16 (2)

Demon Tweeks / Yokohama Stock Hatch Championship

Race 4 - Heat

ROW 20			
ROW 19	22 02:10.090 Jason PELOS		76 Sub to CofC Garath WRIGHT
ROW 18		24 01:35.090 Robert BENNETT	31 01:50.840 Alan DULY
ROW 17	45 01:33.750 James LAWTON		97 01:34.540 Andrew KNIGHT
ROW 16		32 01:32.940 Geoff BLUFF	26 01:33.550 Robert THORP
ROW 15	59 01:32.150 Daniel GIBSON		73 01:32.420 Russell HOLMAN
ROW 14		37 01:31.130 Keith MORGAN	74 01:31.680 Jack ADLARD
ROW 13	67 01:31.000 Matthew STUBINGTON		30 01:31.070 Neil TROTTER
ROW 12		84 01:29.980 Adam STOKES	38 01:30.490 Sarah NIBLETT
ROW 11	90 01:29.360 Martyn FOWDREY		58 01:29.800 Paul JARVIS
ROW 10		40 01:29.210 Adam LICHTIG	81 01:29.340 Trevor GREGORY
ROW 9	50 01:28.980 John GUDGEON		62 01:29.130 Daniel SPENCER
ROW 8		23 01:28.500 Kirk DEWELL	46 01:28.560 Liam SARGENT
ROW 7	47 01:28.370 Will SARGENT		72 01:28.490 Jonathan WOOLLEY
ROW 6		52 01:28.020 Steve NOBLE	101 01:28.210 Robbie BOON
ROW 5	42 01:27.880 Lae SCOTT		82 01:27.920 Stuart WINDOW
ROW 4		43 01:27.450 Terry BOTTING	53 01:27.730 Andrew TSANG
ROW 3	48 01:27.170 Carl KILBEY		100 01:27.450 Martin BOON
ROW 2		36 01:27.120 Craig BELL	61 01:27.160 Trevor BUCKLEY
ROW 1	8 01:27.080 Shaun HAGEN		88 01:27.100 Nick THORNTON-JONES

POLE

Grid penalties due to points on license: 7(2), 21(2), 69(2), 98(2)

RACE GRID

750MC Formula 4 Championship

Race 5

40 David WOODSWORTH-D 01:23.870

33 Paul YOUNG 01:20.080

83 Paul PRESGRAVES 01:15.400

21 Clive YORATH 01:14.550

76 Jennifer SCOTT 01:12.640

4 Andrew MINNETT 01:11.600

5 Bryn TOOTELL 01:11.210

1 Jonathan WESTON-TAYL 01:10.090

27 Mike WEBBER 01:20.290

25 James CHAPMAN 01:17.600

55 Zac CHAPMAN 01:14.660

41 Simon EMMERSON 01:14.400

79 Oliver SHRELL 01:11.820

6 Malcolm SCOTT 01:11.270

7 Robbie WATTS 01:10.300

POLE

RACE GRID

Premier Choice Group 750 Formula Championship

Race 6

ROW 10			
ROW 9	36 01:38.820 Nigel HARVEY		
ROW 8	17 01:29.160 Andrew LAKE		21 01:29.370 Huw DAVIES
ROW 7	23 01:28.530 Paul COLLINS		22 01:28.560 Andrew BOOTH
ROW 6	27 01:26.560 Sue HARTIS		72 01:28.290 Nige COWLEY
ROW 5	42 01:23.510 Martin KEMP		97 01:24.800 Nathaniel COOPER
ROW 4	85 01:23.180 Robln GEARING		5 01:23.450 Bill RUTTER
ROW 3	4 01:21.930 Chris GOUGH		13 01:22.190 Rod HILL
ROW 2	7 01:21.200 Peter BOVE		6 01:21.360 Bob SIMPSON
ROW 1	55 01:19.720 Roger ROWE		2 01:20.790 Mick HARRIS


POLE

RACE GRID

Polleypport / Yokohama SAXMAX Championship

Race 7

ROW 8	47 01:31.080 Owen HUNTER	
ROW 7	22 01:30.140 William PLANT	90 01:30.910 Jordan BATTIS
ROW 6	95 01:29.710 Myles COLLINS	15 01:29.890 Ashley DIBDEN
ROW 5	13 01:29.620 Chris WARBURTON	4 01:29.710 Aaron TRIGWELL
ROW 4	55 01:29.600 Jordan ANNELLS	81 01:29.600 Henry GILBERT
ROW 3	10 01:29.540 Scott MOAKES	17 01:29.590 William DAVISON
ROW 2	18 01:29.400 Jordan WILLSON	54 01:29.460 Anthony WHORTON-EAL
ROW 1	96 01:28.820 Shaun CLAY	89 01:28.950 Shane STONEY
POLE		




RACE GRID

750MC MR2 Super GT Series

Race 8

ROW 6			
ROW 5	51 01:32.230 Peter LEWIS	76 02:05.960 Patrick MORTELL	
ROW 4		82 01:28.080 Ben CATER	50 01:34.150 Guy HEFFORD
ROW 3	77 01:25.970 John WILSON	67 01:27.930 Lee McKEE	
ROW 2		7 01:24.800 Simon ARIS	68 01:25.540 Alexander LENNON
ROW 1	88 01:20.230 Alec KITSON	95 01:21.050 Anthony DAY	

POLE



Demon Tweaks / Yokohama Stock Hatch Championship

Race 9 - Final

ROW 20			
ROW 19	52 Steve NOBLE	62 Daniel SPENCER	
ROW 18		90 Martyn FOWDREY	58 Paul JARVIS
ROW 17	40 Adam LICHTIG	72 Jonathan WOOLLEY	
ROW 16		23 Kirk DEWELL	81 Trevor GREGORY
ROW 15	50 John GUDGEON	47 Will SARGENT	
ROW 14		43 Terry BOTTING	61 Trevor BUCKLEY
ROW 13	42 Lee SCOTT	82 Stuart WINDOW	
ROW 12		101 Robbie BOON	53 Andrew TSANG
ROW 11	36 Craig BELL	48 Carl KILBEY	
ROW 10		8 Shaun HAGEN	100 Martin BOON
ROW 9	55 Rory COOPER	88 Nick THORNTON-JONES	
ROW 8		4 Terry ROUGHTON	20 Andrew FOLEY
ROW 7	21 Wayne HARRIS	54 Maurice HAYDEN	
ROW 6		16 Robert FOREMAN	98 Daniel FERGUSON
ROW 5	14 Tom MOLYNEUX	69 Joel SHIPTON	
ROW 4		92 Patrick FLETCHER	51 Matt DIGRY
ROW 3	7 Andrew TIBBS	96 Joe FERGUSON	
ROW 2		12 Joe McMILLAN	91 Jon MAYBIN
ROW 1	1 Jeff HUMPHRIES	66 Josh COOK	

POLE

RESERVES: 30 37 38 73 74 67 84 32. Grid pens: 7, 21, 69, 96.


RACE GRID

750MC Kit Car Championship

Race 10

ROW 6			
ROW 5	8 01:46.430 John MOORE		
ROW 4		6 01:23.980 Nigel BROWN	25 01:25.510 Colin BENHAM
ROW 3	24 01:22.630 Guy HUSSEY		5 01:23.970 Ian KEMPSON
ROW 2		82 01:21.930 Rob JOHNSTON	38 01:21.930 David CALDECOURT
ROW 1	53 01:19.790 Andy HILEY		9 01:21.380 Anton LANDON

POLE



Demon Tweeks / Yokohama Locost Championship

Race 11

ROW 18		35 01:40.700 Sean GRAHAM		
ROW 17	37 01:34.560 Barry STUART		25 01:35.560 Lee MIDDLETON	
ROW 16		21 01:33.740 David BERRY		23 01:34.440 Rob MIDDLETON
ROW 15	38 01:33.400 Samuel GILL		30 01:33.420 Kevin WERNHAM	
ROW 14		58 01:32.490 Anthony MAY		56 01:33.380 Patrick DUDLEY
ROW 13	67 01:32.370 Ernie GUSHLOW		61 01:32.420 Stuart SELLARS	
ROW 12		63 01:32.240 James MILLMAN		73 01:32.340 Rob APSEY
ROW 11	54 01:32.100 David MORROW		31 01:32.110 Adam KNIGHT	
ROW 10		32 01:31.920 Shaun BRAME		74 01:31.940 Steven WELLS
ROW 9	2 01:30.780 Scott MITTELL		52 01:31.660 Richard LEE	
ROW 8		16 01:30.370 Victoria PICKLES		77 01:30.450 Nick SELBY
ROW 7	44 01:30.030 Campbell CASSIDY		17 01:30.150 Mark GLOVER	
ROW 6		88 01:29.800 Nicholas MORLEY		82 01:29.950 David BOUCHER
ROW 5	70 01:29.430 Sian STAFFORD		40 01:29.790 Paul BRYANT	
ROW 4		60 01:28.850 Sam BRADLEY		24 01:29.130 Lee BANKHURST
ROW 3	11 01:28.660 Lynfel OWEN		4 01:28.760 Tom COLLIER	
ROW 2		6 01:28.220 Richard JENKINS		8 01:28.300 James PINKERTON
ROW 1	27 01:27.660 Alex VON EHRHEIM		28 01:28.100 David BLACK	

POLE

Demon Tweeks / Yokohama Stock Hatch Championship

Race 12 - Heat

ROW 20			
ROW 19	22 Jason PELOSI	76 Gareth WRIGHT	
ROW 18		24 01:35.140 Robert BENNETT	31 02:34.030 Alan DULY
ROW 17	45 01:34.000 James LAWTON	97 01:34.800 Andrew KNIGHT	
ROW 16		32 01:33.350 Geoff BLUFF	26 01:33.630 Robert THORP
ROW 15	59 01:32.310 Daniel GIBSON	73 01:32.990 Russell HOLMAN	
ROW 14		30 01:31.270 Neil TROTTER	74 01:32.100 Jack ADLARD
ROW 13	67 01:31.160 Matthew STUBINGTON	37 01:31.220 Keith MORGAN	
ROW 12		38 01:30.530 Sarah NIBLETT	58 01:30.820 Paul JARVIS
ROW 11	90 01:29.830 Martyn FOWDREY	84 01:30.350 Adam STOKES	
ROW 10		81 01:29.380 Trevor GREGORY	40 01:29.600 Adam LICHTIG
ROW 9	50 01:29.120 John GUDGEON	62 01:29.350 Daniel SPENCER	
ROW 8		23 01:28.630 Kirk DEWELL	46 01:28.700 Liam SARGENT
ROW 7	47 01:28.610 Will SARGENT	72 01:28.610 Jonathan WOOLLEY	
ROW 6		52 01:28.240 Steve NOBLE	82 01:28.570 Stuart WINDOW
ROW 5	42 01:28.000 Leo SCOTT	101 01:28.220 Robbie BOON	
ROW 4		53 01:27.900 Andrew TSANG	100 01:27.520 Martin BOON
ROW 3	48 01:27.360 Carl KILBEY	43 01:27.550 Terry BOTTING	
ROW 2		88 01:27.350 Nick THORNTON-JONES	61 01:27.360 Trevor BUCKLEY
ROW 1	55 01:27.160 Rory COOPER	36 01:27.330 Craig BELL	

POLE

Grid penalty: 100 (2)

RACE GRID

750MC Formula 4 Championship

Race 13

6 Malcolm SCOTT

40 David WOODSWORTH-DALE

27 Mike WEBBER

83 Paul PRESGRAVES

7 Robbie WATTS

79 Oliver STIRELL

21 Olve YORATI

55 Zac CHAPMAN

4 Andrew MINNETT

33 Paul YOUNG

25 James CHAPMAN

1 Jonathan WESTON-TAYLOR

5 Bryn TOOTELL

76 Jennifer SCOTT

41 Simon EMMERSON


POLE

RACE GRID

Premier Choice Group 750 Formula Championship

Race 14

ROW 10			
ROW 9	36 01:38.840 Nigel HARVEY		
ROW 8	17 01:29.400 Andrew LAKE		21 01:29.430 Huw DAVIES
ROW 7	23 01:28.780 Paul COLLINS		22 01:28.880 Andrew BOOTH
ROW 6		27 01:27.970 Steve HARRIS	72 01:28.740 Nige COWLEY
ROW 5	42 01:23.740 Martin KEMP		97 01:25.440 Nathaniel COOPER
ROW 4		85 01:23.390 Robin GEARING	5 01:23.630 Bill RUTTER
ROW 3	4 01:21.980 Chris GOUGH		13 01:22.590 Hof HILL
ROW 2		6 01:21.480 Bob SIMPSON	7 01:21.580 Peter BOVE
ROW 1	55 01:20.070 Roger ROWE		2 01:21.040 Mick HARRIS
POLE			



RACE GRID

RGB Non-Championship

Race 15

ROW 8

ROW 7

ROW 6

ROW 5

ROW 4

ROW 3

ROW 2

ROW 1

74

01:26.720
David LAWRENCE

84

01:27.310
Robert GARDINER

52

01:21.020
Daniel BROMILOW

22

01:22.050
Ben BUTLER

41

01:20.410
Neil CONSTABLE-BERRY

44

01:20.790
Paul RICKERS

16

01:20.360
James WALKER

15

01:20.400
Austen GREENWAY

99

01:19.750
James FOWLEY

33

01:20.170
Bob MORTIMER

26

01:18.500
Andrew GRANT

49

01:18.580
Tony GAUNT

65

01:17.030
Duncan MARSHALL

50

01:18.000
Tim HOVERD


POLE

RACE GRID

750MC Bike-Sports Championship

Race 16

ROW 6	27 01:24.940 Joe JACKSON	78 01:34.180 Peter BROWN
ROW 5	21 01:18.190 Kevin GOATER	68 01:18.750 Shane PORTER
ROW 4	4 01:13.780 Adrian REYNARD	57 01:17.320 Oliver COX
ROW 3	25 01:11.440 James BREAKELL	11 01:12.120 Steve CAVE
ROW 2	29 01:10.280 Jon-Paul IVEY	2 01:10.740 Darcy SMITH
ROW 1	95 01:09.500 Richard STABLES	12 01:09.730 Tim GRAY
POLE		



RACE GRID

750MC MR2 Championship

Race 17

ROW 14	89 01:33.850 Michael NICHOLLS	
ROW 13	30 01:31.260 Steve PEGG	88 01:32.530 Stuart NICHOLLS
ROW 12	51 01:30.610 Peter LEWIS	34 01:30.840 Jaff HOLDEN
ROW 11	79 01:30.070 Jonathan GRIMES	32 01:30.550 George HOUGHAM
ROW 10	14 01:29.840 David ROWE	43 01:29.990 John THORNER
ROW 9	21 01:28.960 Ben ROWE	44 01:29.750 Luke AUSTIN
ROW 8	25 01:28.330 Clive MORPHETT	99 01:28.710 Lee GAMBELL
ROW 7	26 01:28.050 Paul GRIMMETT	42 01:28.170 Colin HALLS
ROW 6	23 01:27.670 James CROSS	67 01:28.030 Lee MCKEE
ROW 5	45 01:27.330 Robert WELLS	84 01:27.430 Barry WILLSHER
ROW 4	24 01:27.320 Paul HUTSON	37 01:27.330 Michael WELLS
ROW 3	77 01:25.350 John WILSON	50 01:25.390 Guy HEFFORD
ROW 2	68 01:25.260 Alexander LENNON	55 01:25.320 Andrej BGATOV
ROW 1	58 01:25.000 Steve LUMLEY	29 01:25.180 Paul HINSON

POLE

Demon Tweaks / Yokohama Stock Hatch Championship

Race 18 - Final

ROW 20		
ROW 19	73 Russell HOLMAN	30 Neil TROTTER
ROW 18	52 Steve NOBLE	38 Sarah NIBLETT
ROW 17	47 Will SARGENT	37 Keith MORGAN
ROW 16	81 Trevor GREGORY	90 Martyn FOWDREY
ROW 15	50 John GUDGEON	46 Liam SARGENT
ROW 14	43 Terry BOTTING	40 Adam LICHTIG
ROW 13	72 Jonathan WOOLLEY	82 Stuart WINDOW
ROW 12	53 Andrew TSANG	42 Lee SCOTT
ROW 11	101 Robbie BOON	36 Craig BELL
ROW 10	48 Carl KIT REY	100 Martin BOON
ROW 9	8 Shaun HAGEN	55 Rory COOPER
ROW 8	12 Joe McMILLAN	20 Andrew FOLEY
ROW 7	54 Maurice HAYDEN	14 Tom MOLYNEUX
ROW 6	4 Terry ROUGHTON	16 Robert FOREMAN
ROW 5	69 Joel SHIPTON	21 Wayne HARRIS
ROW 4	92 Patrick FLETCHER	98 Daniel FERGUSON
ROW 3	91 Jon MAYBIN	51 Matt DIGBY
ROW 2	7 Andrew HIBBS	96 Joe FERGUSON
ROW 1	1 Jeff HUMPHRIES	66 Josh COOK

POLE


RESERVES: 74 32 84 45 97 24 31

RACE GRID

Polleysport / Yokohama SAXMAX Championship

Race 19

ROW 8	10 01:32.110 Scott MOAKES	
ROW 7	81 01:31.200 Henry GILBERT	90 01:31.300 Jordan BAITS
ROW 6	15 01:30.680 Ashley DIBDEN	47 01:30.890 Owen HUNTER
ROW 5	95 01:29.880 Myles COLLINS	55 01:30.360 Jordan ANNETTS
ROW 4	17 01:30.110 William DAVISON	22 01:30.270 William PLANT
ROW 3	4 01:29.790 Aaron TRIGWELL	13 01:29.800 Chris WARBURTON
ROW 2	89 01:29.680 Share STONEY	54 01:29.770 Anthony WHOHTON-EAL
ROW 1	96 01:29.190 Shaun CLAY	18 01:29.480 Jordan WILLSON
POLE		



No 95 - 2 position grid penalty for points on license.

RACE GRID

AB Performance RGB Championship

Race 20

ROW 12			
ROW 11	84 01:25.310 Robert GARDINER		
ROW 10		74 01:21.190 David LAWRENCE	99 01:23.650 James FOWLEY
ROW 9	22 01:20.660 Ben BUTLER		34 01:20.820 Mark SAMMLAND
ROW 8		52 01:20.330 Daniel BROMLOW	42 01:20.620 Paul RICKERS
ROW 7	16 01:19.940 James WALKER		41 01:20.080 Neil CONSTABLE-BERRY
ROW 6		77 01:19.580 Phil ALCOCK	63 01:19.780 Colin CHAPMAN
ROW 5	33 01:19.300 Rob MORTIMER		15 01:19.440 Austen GREENWAY
ROW 4		28 01:17.530 Gary GOODYEAR	3 01:19.250 Alastair BOULTON
ROW 3	49 01:16.970 Tony GAUNT		50 01:17.140 Tim HOVED
ROW 2		21 01:16.000 Mathew GREEN	65 01:16.690 Duncan MARSHALL
ROW 1	12 01:14.570 Paul ROGERS		2 01:14.960 John CUTMORE


POLE

RACE GRID

750MC Bike-Sports Championship

Race 21

ROW 6	27 01:26.480 Joe JACKSON	78 01:34.600 Peter BROWN
ROW 5	21 01:18.720 Kevin GOATER	68 01:19.070 Shane PORTER
ROW 4	4 01:14.190 Adrian REYNARD	57 01:17.560 Oliver COX
ROW 3	25 01:11.520 James BREAKELL	11 01:12.200 Steve CAVE
ROW 2	95 01:10.750 Richard STABLES	2 01:10.950 Darcy SMITH
ROW 1	12 01:10.280 Tim GRAY	29 01:10.390 Jon-Paul IVEY
POLE		



RACE GRID

750MC MR2 Championship

Race 22

ROW 14

89 01:33.880
Michael NICHOLLS

ROW 13

30 01:32.030
Steve PEGG

88 01:33.340
Stuart NICHOLLS

ROW 12

51 01:31.080
Peter LEWIS

34 01:31.790
Jeff HOLDEN

ROW 11

79 01:30.320
Jonathan GRIMES

32 01:30.580
George HOUGHAM

ROW 10

43 01:30.030
John THORNBER

14 01:30.030
David ROWE

ROW 9

21 01:28.190
Ben ROWE

44 01:28.900
Luko AUSTIN

ROW 8

25 01:28.560
Clive MORPHETT

99 01:28.980
Lee GAMBELL

ROW 7

67 01:28.490
Lee McKEE

45 01:28.520
Robert WELLS

ROW 6

42 01:28.210
Colin HALLS

26 01:28.380
Paul GRIMMETT

ROW 5

84 01:27.780
Barry WILLSHER

37 01:27.910
Michael WELLS

ROW 4

24 01:27.320
Paul HUTSON

23 01:27.720
James CROSS

ROW 3

29 01:25.730
Paul HINSON

50 01:26.050
Guy HEFFORD

ROW 2

68 01:25.450
Alexander LENNON

77 01:25.540
John WILSON

ROW 1

58 01:25.190
Steve LUMLEY

55 01:25.370
Andrei BGATOV

POLE



Provisional Results - Race 1

750MC MR2 Super GT Series

Pl	No	Cl	Name	Car	Laps	Time	Behind	MPH	Best Lap on	MPH
1	7	SGA	Simon ARIS	Toyota MR2 Roadster	11	15:47.26		81.60	1:24.70	2 82.97
2	68	SGC	Alexander LENNON	Toyota MR2 Mk2	11	15:58.05	10.79	80.68	1:25.48	3 82.21
3	82	SGC	Ben CATER	Toyota MR2	11	16:07.03	19.77	79.93	1:24.95	9 82.72
4	77	SGC	John WILSON	Toyota MR2 Mk2	11	16:07.04	19.76	79.93	1:25.97	4 81.74
5	67	SGC	Lee McKEE	Toyota MR2 Mk2	11	16:40.86	53.60	77.23	1:28.93	8 79.02
6	51	SGC	Peter LEWIS	Toyota MR2 Mk2	10	15:52.52	1 Lap	73.77	1:33.59	6 75.08
Not-Classified										
	50	C	Guy HEFFORD	Toyota MR2 Mk2	2	3:00.77	DNF	77.75	1:26.20	2 81.52
Non-Starters										
	76	C	Patrick MORTELL	Toyota MR2						
	88	A	Airic KITSON	Toyota MR2 Mk3						
	95	A	Anthony DAY	Toyota MR2 Mk2						
Fastest Lap										
	7	A	Simon ARIS	Toyota MR2 Roadster					1:24.70	2 82.97
	82	C	Ben CATER	Toyota MR2					1:24.95	9 82.72 Rec

Weather / Track:

Start Time : 13:10

Snetterton

18 Sep 10 13:34

Clerk of Course :

Time issued :

Chief Timekeeper : Terry Stevens

THESE RESULTS REMAIN PROVISIONAL FOR A MINIMUM OF 30 MINUTES FROM THE TIME OF ISSUE AND UNTIL ALL JUDICIAL AND TECHNICAL MATTERS HAVE BEEN SETTLED.

Results produced on HS Sports Timing and Results Systems



Provisional Results - Race 2

750MC Kit Car Championship plus Allcomers

Pl	No	Cl	Name	Car	Laps	Time	Behind	MPH	Best Lap on	MPH	
1	28	AC	Gary GOODYEAR	RAW Fulcrum	11	14:33.21		88.52	1:17.91	11	90.20
2	53	KA	Andy HILEY	Taydec Mk2	11	14:34.95	1.74	88.35	1:18.29	8	89.76
3	65	AC	Richard GILMOUR	Mallock	11	14:36.23	3.02	88.22	1:18.26	8	89.79
4	99	AC	Ian CRAIG	BMW M3	11	14:46.27	13.06	87.22	1:18.53	6	89.48
5	8	KA	John MOORE	Sylva Phoenix	11	15:01.55	28.34	85.74	1:20.05	6	87.79
6	82	KC	Rob JOHNSTON	Cyana MX500R	11	15:02.29	29.08	85.67	1:20.77	5	87.00
7	38	KC	David CALDECOURT	Sylva Phoenix	11	15:02.34	29.13	85.67	1:19.47	11	88.43
8	7	AC	Ryan BENSLEY	Vauxhall Astra VXR	11	15:03.85	30.64	85.52	1:20.17	2	87.65
9	5	KB	Ian KEMPSON	MK Indy	11	15:04.68	31.47	85.44	1:19.88	7	87.97
10	50	AC	Jason RICHARDSON	Mini Cooper S	11	15:12.45	39.24	84.72	1:20.46	11	87.34
11	6	KA	Nigel BROWN	Sylva Phoenix	11	15:14.80	41.59	84.50	1:21.20	6	86.54
12	25	KC	Colin BENHAM	Stuart Taylor Phoenix	11	15:37.08	1:03.87	82.49	1:22.03	7	85.67
13	34	AC	Mark SAMMLAND	Fisher Fury	11	15:37.73	1:04.52	82.43	1:22.46	11	85.22
14	88	AC	Mark TSANG	Ford Fiesta	10	14:43.63	1 Lap	79.53	1:26.11	2	81.61
15	98	AC	Joe FERGUSON	Citroen Saxo VTR	10	14:44.82	1 Lap	79.42	1:25.84	5	81.86
16	153	AC	Andrew TSANG	Peugeot 106 XSI	10	14:47.19	1 Lap	79.21	1:26.86	8	80.90
17	23	AC	Patrick MORTELL	BMW Z3	10	15:01.17	1 Lap	77.98	1:27.91	2	79.94
18	69	AC	Simon HOLLOWAY	VW Lupo GTI	10	15:42.55	1 Lap	74.56	1:31.50	9	78.80

Not-Classified

9	C	Anton LANDON	Cyana MX500R	6	8:19.11	DNF	84.48	1:20.40	6	87.40
24	C	Guy HUSSEY	RAW Striker	6	8:19.40	DNF	84.43	1:21.26	2	86.48
51		Matt DIGBY	Citroen Saxo VTR	0	8:36.45	DNF	73.14	1:28.03	5	79.83
44		Paul RICKERS	Sylva Phoenix	5	6:58.02	DNF	83.89	1:20.48	5	87.32
96		Daniel FERGUSON	Citroen Saxo VTR	5	7:36.04	DNF	77.05	1:28.01	2	79.85
18		Paul SPENCER	ProSport LM3000	0		Starter	0.00			
75	A	Matthew LEWIS	MNR Vortex	0		Starter	0.00			

Non-Starters

14		Jack MIDDLETON	Radical ProSport							
2		Simon NUNN	BMW E30							
22		Jason PELOSI	Citroen Saxo VTR							

Fastest Lap

28		Gary GOODYEAR	RAW Fulcrum					1:17.91	11	90.20
53	A	Andy HILEY	Taydec Mk2					1:18.29	8	89.76
38	C	David CALDECOURT	Sylva Phoenix					1:19.47	11	88.43
5	B	Ian KEMPSON	MK Indy					1:19.88	7	87.97

Weather / Track: Bright / Dry

Start Time : 13:37

Snetterton

18 Sep 10 13:58

Clerk of Course:

Time issued:

Chief Timekeeper : Terry Stevens

THESE RESULTS REMAIN PROVISIONAL FOR A MINIMUM OF 30 MINUTES FROM THE TIME OF ISSUE AND UNTIL ALL JUDICIAL AND TECHNICAL MATTERS HAVE BEEN SETTLED.

Results produced on HS Sports Timing and Results Systems



Provisional Results - Race 3

Demon Tweeks / Yokohama Locost Championship

PJ	No	Cl	Name	Car	Laps	Time	Behind	MPH	Best Lap on	MPH
1	27	LC	Alex VON EHRHEIM	Locost	10	14:55.29		78.49	1:28.12	8 79.75
2	4	LC	Tom COLLER	Locost	10	14:55.42	0.13	78.48	1:28.12	9 79.75
3	28	LC	David BLACK	Locost	10	14:56.28	0.99	78.40	1:27.67	8 80.16
4	60	LCT	Sam BRADLEY	Locost	10	14:56.31	1.02	78.40	1:28.06	8 79.80
5	11	LC	Lynfel OWEN	Locost	10	14:58.10	2.81	78.25	1:28.02	4 79.84
6	88	LCT	Nicholas MORLEY	Locost	10	14:58.12	2.83	78.24	1:27.14	4 80.64
7	8	LC	James PINKERTON	Locost	10	15:00.69	5.40	78.02	1:28.53	6 79.38
8	6	LC	Richard JENKINS	Locost	10	15:00.91	5.62	78.00	1:27.89	3 79.95
9	2	LC	Scott MITTELL	Locost	10	15:06.07	10.78	77.56	1:27.40	4 80.40
10	82	LC	David BOUCHER	Locost	10	15:11.20	15.91	77.12	1:28.79	2 79.14
11	40	LC	Paul BRYANT	Locost	10	15:11.22	15.93	77.12	1:29.27	8 78.72
12	77	LC	Nick SELBY	Locost	10	15:11.67	16.38	77.08	1:29.17	5 78.81
13	16	LC	Victoria PICKLES	Locost	10	15:12.26	16.97	77.03	1:29.21	8 78.77
14	70	LC	Sian STAFFORD	Locost	10	15:13.05	17.76	76.96	1:28.90	2 79.05
15	17	LC	Mark GLOVER	Locost	10	15:13.84	18.55	76.90	1:29.22	10 78.76
16	63	LC	James MILLMAN	Locost	10	15:25.97	30.68	75.89	1:29.80	5 78.25
17	44	LC	Campbell CASSIDY	Locost	10	15:26.41	31.12	75.85	1:29.58	6 78.45
18	52	LC	Richard LEE	Locost	10	15:26.52	31.23	75.85	1:30.63	9 77.54
19	56	LCT	Patrick DUDLEY	Locost	10	15:28.06	32.77	75.72	1:30.31	4 77.81
20	58	LCT	Anthony MAY	Locost	10	15:37.54	42.25	74.85	1:30.42	6 77.72
21	61	LCT	Stuart SELLARS	Locost	10	15:39.33	44.04	74.81	1:31.13	5 77.11
22	32	LC	Shaun BRAME	Locost	10	15:40.30	45.01	74.73	1:31.32	2 76.95
23	67	LC	Ernie GUSHLOW	Locost	10	15:40.40	45.11	74.73	1:30.62	5 77.55
24	73	LC	Rob APSEY	Locost	10	15:41.06	45.77	74.67	1:31.28	5 76.99
25	74	LC	Steven WELLS	Locost	10	15:45.63	50.34	74.31	1:30.53	8 77.62
26	25	LC	Lee MIDDLETON	Locost	10	15:45.68	50.39	74.31	1:31.81	6 76.46
27	23	LC	Rob MIDDLETON	Locost	10	15:46.23	50.94	74.27	1:32.21	6 76.21
28	38	LC	Samuel GILL	Locost	10	15:50.59	55.30	73.92	1:31.53	2 76.77
29	54	LC	David MORROW	Locost	10	15:54.78	59.49	73.60	1:30.66	7 77.51
30	21	LC	David BERRY	Locost	10	15:55.48	1:00.19	73.55	1:32.88	3 75.66
31	37	LC	Barry STUART	Locost	10	15:55.76	1:00.47	73.52	1:32.89	10 75.65
32	35	LC	Sean GRAHAM	Locost	9	15:07.11	1 Lap	69.72	1:37.42	2 72.13

Not-Classified

31			Adam KNIGHT	Locost	7	15:12.61	NCF	53.90	1:30.70	5 77.48
30	T		Kevin WERNHAM	Locost	4	6:37.66	DNF	70.69	1:33.11	2 75.47
24			Lee BANKHURST	Locost	0		Starter	0.00		

Fastest Lap

88	T		Nicholas MORLEY	Locost				1:27.14	4 80.64
2			Scott MITTELL	Locost				1:27.40	4 80.40

Weather / Track: Bright / Dry

Start Time : 14:02

Snetterton

18 Sep 10 14:18

Clerk of Course 	Time issued: 14.31	Chief Timekeeper: Terry Stevens
---------------------	-----------------------	---------------------------------

THESE RESULTS REMAIN PROVISIONAL FOR A MINIMUM OF 30 MINUTES FROM THE TIME OF ISSUE AND UNTIL ALL JUDICIAL AND TECHNICAL MATTERS HAVE BEEN SETTLED.

Results produced on HS Sports Timing and Results Systems



Provisional Results - Race 4 - Heat

Demon Tweeks / Yokohama Stock Hatch Championship

Pl	No	Cl	Name	Car	Laps	Time	Behind	MPH	Best Lap on	MPH
1	88	SH	Nick THORNTON-JONES	Citroen Saxo VTR	10	14:44.67		79.43	1:26.39	7 81.34
2	8	SH	Shaun HAGEN	Citroen Saxo VTR	10	14:47.49	2.82	79.18	1:26.51	6 81.23
3	100	SHB	Martin BOON	Rover Metro GTi	10	14:47.55	2.88	79.18	1:26.78	5 80.98
4	36	SH	Craig BELL	Citroen Saxo VTR	10	14:47.93	3.26	78.14	1:26.56	7 81.18
5	48	SH	Carl KILBEY	Citroen Saxo VTR	10	14:51.08	6.41	78.86	1:26.83	6 80.93
6	101	SH	Robbie BOON	Citroen Saxo VTR	10	14:53.47	8.80	78.65	1:27.23	4 80.56
7	53	SH	Andrew TSANG	Peugeot 106 XSi	10	14:53.93	9.26	78.61	1:27.52	8 80.29
8	42	SHB	Lee SCOTT	Ford Fiesta XR2i	10	14:54.38	9.71	78.57	1:27.16	5 80.62
9	82	SH	Stuart WINDOW	Citroen Saxo VTR	10	14:54.87	10.30	78.52	1:27.41	4 80.39
10	43	SH	Terry BOTTING	Citroen Saxo VTR	10	14:55.80	11.13	78.45	1:27.77	7 80.06
11	61	SH	Trevor BUCKLEY	Citroen Saxo VTR	10	14:56.59	11.92	78.38	1:27.82	7 80.02
12	50	SH	John GUDGEON	Peugeot 106 XSi	10	15:01.95	17.28	77.91	1:27.94	6 79.91
13	47	SH	Will SARGENT	Peugeot 106 XSi	10	15:07.51	22.84	77.43	1:28.47	4 79.43
14	23	SH	Kirk DEWELL	Citroen Saxo VTR	10	15:08.04	23.37	77.39	1:28.27	4 79.51
15	81	SH	Trevor GREGORY	Citroen Saxo VTR	10	15:08.57	23.90	77.34	1:28.51	5 79.39
16	40	SHB	Adam LICHTIG/No transponder	Ford Fiesta XR2i	10	15:09.85	25.18	77.23	1:28.64	5 79.28
17	72	SH	Jonathan WOOLLEY	Citroen Saxo VTR	10	15:10.46	25.79	77.18	1:28.37	4 79.52
18	90	SHB	Martyn FOWDREY	Ford Fiesta XR2	10	15:23.00	38.33	76.13	1:29.36	4 78.64
19	58	SH	Paul JARVIS	Citroen Saxo VTR	10	15:23.37	38.70	76.10	1:29.68	6 78.38
20	52	SH	Steve NOBLE	Ford Sport KA	10	15:26.58	41.91	75.84	1:29.01	6 78.95
21	62	SH	Dantel SPENCER	Citroen Saxo VTR	10	15:31.08	46.41	75.47	1:28.94	8 79.01
22	30	SH	Neil TROTTER	MG Rover ZR	10	15:31.98	47.29	75.40	1:30.94	4 77.27
23	37	SHB	Keith MORGAN	Suzuki Swift GTi	10	15:33.74	49.07	75.26	1:29.82	3 78.24
24	38	SHB	Sarah NIBLETT	Peugeot 205 GTi	10	15:38.98	54.31	74.84	1:30.73	3 77.45
25	73	SH	Russell HOLMAN	Citroen Saxo VTR	10	15:39.60	54.93	74.79	1:31.12	7 77.12
26	74	SHB	Jack ADLARD	Peugeot 205 GTi	10	15:42.37	57.70	74.57	1:31.29	9 76.90
27	67	SHB	Matthew STUBINGTON	Peugeot 205 GTi	10	15:42.67	58.00	74.55	1:30.96	8 77.26
28	84	SH	Adam STOKES	Peugeot 106 XSi	10	15:43.66	58.99	74.47	1:29.97	5 78.11
29	32	SH	Geoff BLUFF	Citroen Saxo VTR	10	15:58.26	1:13.59	73.33	1:32.06	8 76.33

Not-Classified

45	B	James LAWTON	Ford Fiesta XR2	8	10:14.42	DNF	68.62	1:32.11	4 76.29
46		Liam SARGENT	Peugeot 106 XSi	5	7:45.33	DNF	75.51	1:28.22	3 79.66
24	B	Robert BENNETT	Ford Fiesta XR2	3	5:02.77	DNF	69.63	1:35.18	2 73.83
59	B	Daniel GIBSON	Ford Fiesta XR2	3	5:43.82	DNF	61.30	1:43.17	2 68.11
26		Robert THORP	Citroen Saxo VTR	0		Starter	0.00		
31	B	Alan DULY	Ford Fiesta XR2	0		Starter	0.00		

Non-Starters

22		Jason PELOSI	Citroen Saxo VTR						
76		Gareth WRIGHT	Peugeot 106 XSi						
97	B	Andrew KNIGHT	Peugeot 205 GTi						

Fastest Lap

88		Nick THORNTON-JONES	Citroen Saxo VTR					1:26.39	7 81.34
100	B	Martin BOON	Rover Metro GTi					1:26.78	5 80.98

Weather / Track: Bright / Dry

Start Time : 14:28

Snetterton

18 Sep 10 14:45

Clerk of Course : <i>A. J. Cox</i> 15.26	Time Issued :	Chief Timekeeper : Terry Stevens
---	---------------	----------------------------------

THESE RESULTS REMAIN PROVISIONAL FOR A MINIMUM OF 30 MINUTES FROM THE TIME OF ISSUE AND UNTIL ALL JUDICIAL AND TECHNICAL MATTERS HAVE BEEN SETTLED.

Results produced on HS Sports Timing and Results Systems



Provisional Results - Race 5

750MC Formula 4 Championship

Pl	No	Ct	Name	Car	Laps	Time	Behind	MPH	Best Lap on	MPH
1	1	4A	Jonathan WESTON-TAYLOR	Mygale US 2000	17	20:15.10		98.31	1:10.52	5 99.65
2	7	4A	Robbie WATTS	Van Dieman Raw 09	17	20:22.94	7.84	97.68	1:10.50	5 99.68
3	5	4A	Bryn TOOTELL	Van Diemen RF06/09	17	20:46.84	31.74	95.81	1:11.53	8 88.24
4	79	4A	Oliver SIRRELL	Van Diemen RF07	17	20:54.98	39.88	95.19	1:12.54	16 96.87
5	76	4A	Jennifer SCOTT	Van Diemen RF99	17	20:55.30	40.20	95.17	1:12.44	10 97.01
6	21	4B	Clive YORATH	Reynard SF84	17	21:32.16	1:17.06	92.45	1:14.58	16 94.22
7	41	4A	Simon EMMERSON	Mygale US2K/3	16	20:22.84	1 Lap	91.95	1:15.06	16 93.62
8	55	4A	Zac CHAPMAN	Renault RC97	16	20:31.31	1 Lap	91.31	1:15.46	8 93.12
9	83	4C	Paul PRESGRAVES	Van Diemen RF98	16	20:46.01	1 Lap	90.24	1:16.39	14 91.99
10	25	4C	James CHAPMAN	Van Diemen	16	21:27.60	1 Lap	87.32	1:18.21	9 89.85
11	27	4A	Miko WEBBER	Magnum F4A	16	21:31.95	1 Lap	87.03	1:19.11	2 88.83
12	33	4A2	Paul YOUNG	Revelation	15	20:28.59	2 Laps	85.80	1:19.30	2 88.62
13	40	4A2	David WOODSWORTH-DALE	Revelation 2009	15	21:15.81	2 Laps	82.62	1:22.75	15 84.92

Not-Classified

6	A	Malcolm SCOTT	Van Diemen RF00	4	5:13.41	DNF	89.69	1:12.50	2 96.93
4	A	Andrew MINNETT	Van Diemen RF99	0		Starter	0.00		

Fastest Lap

7	A	Robbie WATTS	Van Dieman Raw 09					1:10.50	5 99.68
21	B	Clive YORATH	Reynard SF84					1:14.58	16 94.22 Rec
83	C	Paul PRESGRAVES	Van Diemen RF98					1:16.39	14 91.99
33	A2	Paul YOUNG	Revelation					1:19.30	2 88.62 Rec

Weather / Track: Cloudy / Dry

Start Time : 14:57

Snetterton

18 Sep 10 15:18

Clerk of Course 	Time Issued : 15:32	Chief Timekeeper : Terry Stevens
---------------------	------------------------	----------------------------------

THESE RESULTS REMAIN PROVISIONAL. FOR A MINIMUM OF 30 MINUTES FROM THE TIME OF ISSUE AND UNTIL ALL JUDICIAL AND TECHNICAL MATTERS HAVE BEEN SETTLED.

Results produced on HS Sports Timing and Results Systems



Provisional Results - Race 6

Premier Choice Group 750 Formula Championship

Pl	No	Cl	Name	Car	Laps	Time	Behind	MPH	Best Lap on	MPH	
1	6	F7	Bob SIMPSON	SS/F	11	15:16.40		84.35	1:21.79	10	85.92
2	2	F7	Mick HARRIS	Darvi 877	11	15:16.46	0.06	84.35	1:21.43	10	86.30
3	4	F7	Chris GOUGH	CGR2 Evo	11	15:22.00	5.60	83.84	1:21.78	7	85.93
4	7	F7	Peter BOVE	ADR 750F	11	15:26.04	9.64	83.47	1:21.88	8	85.82
5	97	F7	Nathaniel COOPER	Davis T7	11	15:42.20	25.80	82.04	1:23.27	9	84.39
6	5	F7	Bill RUTTER	Darvi Mk5	11	15:42.56	26.16	82.01	1:23.49	7	84.17
7	23	F7B	Paul COLLINS	Darvi Mk5	11	16:22.06	1:05.66	78.71	1:27.70	6	80.13
8	17	F7B	Andrew LAKE	Darvi 91D	11	16:42.30	1:25.90	77.12	1:28.05	3	79.81
9	22	F7B	Andrew BOOTH	Centaur	10	15:32.86	1 Lap	75.33	1:28.90	6	79.05

Not-Classified

55			Roger ROWE	Centaur Mk 20	9	12:32.51	DNF	84.05	1:21.22	8	86.52
13			Rod HILL	Mystic T4/21	7	9:58.20	DNF	82.23	1:23.47	6	84.19
72	B		Nige COWLEY	Cowley	6	8:56.69	DNF	78.56	1:27.23	3	80.56
85	B		Robin GEARING	Darvi	5	7:14.77	DNF	80.82	1:23.76	4	83.90
42			Marlin KEMP	Racekits Falcon	1	1:35.89	DNF	73.28	1:35.89	1	73.28
27			Sue HARRIS	Darvi 5/97	1	1:48.80	DNF	64.59	1:48.80	1	64.59

Non-Starters

21	B		Huw DAVIES	Phasar Fire
36	B		Nigel HARVEY	PC Special

Fastest Lap

55			Roger ROWE	Centaur Mk 20				1:21.22	8	86.52
85	B		Robin GEARING	Darvi				1:23.76	4	83.90

Weather / Track: Cloudy / Dry

Start Time : 15:29

Snellerton

18 Sep 10 15:46

Clerk of Course :

Time Issued :

Chief Timekeeper : Terry Stevens

THESE RESULTS REMAIN PROVISIONAL FOR A MINIMUM OF 30 MINUTES FROM THE TIME OF ISSUE AND UNTIL ALL JUDICIAL AND TECHNICAL MATTERS HAVE BEEN SETTLED.

Results produced on HS Sports Timing and Results Systems



Provisional Results - Race 7

Polleysport / Yokohama SAXMAX Championship

Pl	No	Cl	Name	Car	Laps	Time	Behind	MPH	Best Lap on	MPH
1	96	SMX	Shaun CLAY	Citroen Saxo VTR	10	15:05.86		77.57	1:29.52	6 78.50
2	10	SMX	Scott MOAKES	Citroen Saxo VTR	10	15:09.84	3.98	77.24	1:29.30	7 78.69
3	54	SMX	Anthony WHORTON-EALES	Citroen Saxo VTR	10	15:09.95	4.09	77.23	1:29.24	9 78.74
4	18	SMX	Jordan WILLSON	Citroen Saxo VTR	10	15:10.61	4.75	77.17	1:29.16	10 78.82
5	4	SMX	Aaron TRIGWELL	Citroen Saxo VTR	10	15:11.84	5.98	77.07	1:29.31	9 78.68
6	89	SMX	Shano STONEY	Citroen Saxo VTR	10	15:12.68	6.82	77.00	1:29.25	9 78.74
7	13	SMX	Chris WARBURTON	Citroen Saxo VTR	10	15:19.68	13.82	76.41	1:29.04	7 78.92
8	17	SMX	William DAVISON	Citroen Saxo VTR	10	15:21.36	15.50	76.27	1:29.67	3 78.37
9	55	SMX	Jordan ANNELLS	Citroen Saxo VTR	10	15:24.58	18.72	76.00	1:29.80	3 78.25
10	81	SMX	Henry GILBERT	Citroen Saxo VTR	10	15:24.83	18.97	75.98	1:29.66	10 78.38
11	95	SMX	Myles COLLINS	Citroen Saxo VTR	10	15:24.92	19.06	75.98	1:29.45	7 78.56
12	47	SMX	Owen HUNTER	Citroen Saxo VTR	10	15:29.46	23.60	75.61	1:30.19	6 77.92
13	90	SMX	Jordan BATTS	Citroen Saxo VTR	10	15:32.28	26.42	75.38	1:30.45	10 77.69
14	22	SMX	William PLANT	Citroen Saxo VTR	10	15:32.30	26.44	75.37	1:29.99	5 78.09
15	15	SMX	Ashley DIBDEN	Citroen Saxo VTR	10	15:38.86	33.00	74.85	1:30.69	3 77.49

Fastest Lap

13	Chris WARBURTON	Citroen Saxo VTR		1:29.04	7 78.92
----	-----------------	------------------	--	---------	---------

Weather / Track: Cloudy / Dry

Start Time : 15:56

Snetterton

18 Sep 10 16:11

Clerk of Course : 	Time Issued : 18.20	Chief Timekeeper : Terry Stevens
-----------------------	--	----------------------------------

THESE RESULTS REMAIN PROVISIONAL FOR A MINIMUM OF 30 MINUTES FROM THE TIME OF ISSUE AND UNTIL ALL JUDICIAL AND TECHNICAL MATTERS HAVE BEEN SETTLED.

Results produced on HS Sports Timing and Results Systems



Provisional Results - Race 8

750MC MR2 Super GT Series

Pl	No	Cl	Name	Car	Laps	Time	Behind	MPH	Best Lap on	MPH	
1	68	SGA	Airic KITSON	Toyota MR2 Mk3	11	15:17.02		84.29	1:20.46	3 87.34	
2	68	SGC	Alexander LENNON	Toyota MR2 Mk2	11	15:57.94	40.92	80.69	1:25.44	9 82.25	
3	77	SGC	John WILSON	Toyota MR2 Mk2	11	15:59.45	42.43	80.57	1:25.15	9 82.53	
4	67	SGC	Lee McKEE	Toyota MR2 Mk2	11	16:46.65	1:29.63	76.79	1:28.90	2 79.05	
5	51	SGC	Peter LEWIS	Toyota MR2 Mk2	10	15:50.13	1 Lap	73.96	1:32.86	7 75.68	
6	76	SGA	Patrick MORTELL	Toyota MR2	10	15:50.79	1 Lap	73.91	1:25.23	10 82.45	
Not-Classified											
95	A		Anthony DAY	Toyota MR2 Mk2	8	11:32.56	DNF	81.17	1:20.46	4 87.34	
82	A		Ben CATER	Toyota MR2	7	15:28.08	NCF	53.00	1:25.19	2 82.49	
7	A		Simon ARIS	Toyota MR2 Roadster	5	7:40.17	DNF	76.35	1:25.72	3 81.98	
Exclusions											
50	C		Guy HEFFORD	Toyota MR2 Mk2	Excluded from the meeting - Q14.5 / C1.1.6						
Fastest Lap											
95	A		Anthony DAY	Toyota MR2 Mk2					1:20.46	4	87.34
88	A		Airic KITSON	Toyota MR2 Mk3					1:20.46	3	87.34
77	C		John WILSON	Toyota MR2 Mk2					1:25.15	9	82.53 Rec

Weather / Track: Cloudy / Dry

Start Time : 16:18

Snellerton

18 Sep 10 17:16

Clerk of Course : <i>[Signature]</i>	Time Issued : 17.26	Chief Timekeeper : Terry Stevens
---	------------------------	----------------------------------

THESE RESULTS REMAIN PROVISIONAL FOR A MINIMUM OF 30 MINUTES FROM THE TIME OF ISSUE AND UNTIL ALL JUDICIAL AND TECHNICAL MATTERS HAVE BEEN SETTLED.

Results produced on HS Sports Timing and Results Systems



Provisional Results - Race 9 - Final (Restart)

Demon Tweeks / Yokohama Stock Hatch Championship

Pl	No	Cl	Name	Car	Laps	Time	Behind	MPH	Best Lap on	MPH
1	66	SH	Josh COOK	Citroen Saxo VTR	10	14:26.35		81.11	1:25.53	4 82.16
2	1	SH	Jeff HUMPHRIES	Peugeot 106 Rallye	10	14:29.20	2.85	80.85	1:25.46	4 82.23
3	7	SH	Andrew TIBBS	Citroen Saxo VTR	10	14:33.41	7.06	80.46	1:26.03	3 81.68
4	96	SH	Joe FERGUSON	Citroen Saxo VTR	10	14:36.99	10.64	80.13	1:26.12	3 81.60
5	51	SH	Matt DIGBY	Citroen Saxo VTR	10	14:38.04	11.69	80.03	1:26.43	5 81.31
6	20	SH	Andrew FOLEY	Citroen Saxo VTR	10	14:44.81	18.46	79.42	1:26.53	6 81.21
7	14	SH	Tom MOLYNEUX	Peugeot 106 Rally	10	14:46.95	20.60	79.23	1:26.69	6 81.06
8	48	SH	Carl KILBEY	Citroen Saxo VTR	10	14:47.10	20.75	79.22	1:26.09	6 81.63
9	91	SH	Jon MAYBIN	Citroen C2	10	14:47.37	21.02	79.19	1:26.95	4 80.82
10	36	SH	Craig BELL	Citroen Saxo VTR	10	14:47.55	21.20	79.18	1:26.44	10 81.30
11	92	SH	Patrick FLETCHER	Citroen Saxo VTR	10	14:49.01	22.66	79.05	1:26.30	5 81.43
12	8	SH	Shaun HAGEN	Citroen Saxo VTR	10	14:49.29	22.94	79.02	1:26.24	6 81.48
13	21	SH	Wayne HARRIS	Citroen Saxo VTR	10	14:51.29	24.94	78.84	1:26.71	6 81.04
14	54	SH	Maurice HAYDEN	Citroen Saxo VTR	10	14:52.63	26.28	78.72	1:26.97	7 80.80
15	55	SH	Rory COOPER	Citroen Saxo VTR	10	14:54.93	28.58	78.52	1:26.84	6 80.92
16	12	SH	Joe McMILLAN	Citroen Saxo VTR	10	14:56.93	30.58	78.35	1:26.37	7 81.36
17	69	SH	Joel SHIPTON	Citroen Saxo VTR	10	14:56.94	30.59	78.35	1:27.06	8 80.72
18	53	SH	Andrew TSANG	Peugeot 106 XSI	10	14:59.63	33.28	78.11	1:27.32	8 80.46
19	42	SHB	Lee SCOTT	Ford Flesta XR2i	10	15:00.08	33.73	78.07	1:27.05	8 80.73
20	101	SH	Robbie BOON	Citroen Saxo VTR	10	15:00.27	33.92	78.06	1:26.91	8 80.86
21	82	SH	Stuart WINDOW	Citroen Saxo VTR	10	15:00.93	34.58	78.00	1:27.55	7 80.26
22	43	SH	Terry BOTTING	Citroen Saxo VTR	10	15:01.14	34.79	77.98	1:27.64	7 80.18
23	4	SH	Terry ROUGHTON	Citroen Saxo VTR	10	15:01.45	35.10	77.95	1:26.62	9 81.13
24	50	SH	John GUDGEON	Peugeot 106 XSI	10	15:05.88	39.53	77.57	1:27.83	6 80.01
25	81	SH	Trevor GREGORY	Citroen Saxo VTR	10	15:06.23	39.88	77.54	1:27.97	10 79.88
26	23	SH	Kirk DEWELL	Citroen Saxo VTR	10	15:06.74	40.39	77.50	1:27.67	6 80.16
27	47	SH	Will SARGENT	Peugeot 106 XSI	10	15:08.90	42.55	77.32	1:28.26	9 79.62
28	72	SH	Jonathan WOOLLEY	Citroen Saxo VTR	10	15:09.70	43.35	77.25	1:28.26	9 79.62
29	58	SH	Paul JARVIS	Citroen Saxo VTR	10	15:18.65	52.30	76.49	1:28.81	6 79.13
30	40	SHB	Adam LICHTIG	Ford Flesta XR2i	10	15:19.59	53.24	76.42	1:28.88	6 79.06
31	90	SHB	Martyn FOWDREY	Ford Flesta XR2	10	15:19.91	53.56	76.39	1:28.65	6 79.27

Not-Classified

61			Trevor BUCKLEY	Citroen Saxo VTR	7	11:23.15	DNF	72.01	1:28.73	6 79.20
88			Nick THORNTON-JONES	Citroen Saxo VTR	6	10:02.75	DNF	69.95	1:28.06	4 79.80
16			Robert FOREMAN	Citroen Saxo VTR	1	1:41.65	DNF	69.13	1:41.65	1 69.13
100	B		Martin BOON	Rover Metro GTi	0		Starter	0.00		
30			Nell TROTTER	MG Rover ZR	0		Starter	0.00		
62			Daniel SPENCER	Citroen Saxo VTR	0		Starter	0.00		
98			Daniel FERGUSON	Citroen Saxo VTR	0		Starter	0.00		

Fastest Lap

1			Jeff HUMPHRIES	Peugeot 106 Rallye				1:25.46	4	82.23
42	B		Lee SCOTT	Ford Flesta XR2i				1:27.05	8	80.73

2-part race. No 30 62 98 100 took first start

Weather / Track: Cloudy / Dry

Start Time : 16:59

Snetterton

18 Sep 10 17:20

Clerk of Course :

Time Issued :

Chief Timekeeper : Terry Stevens

AJG *18.02*

THESE RESULTS REMAIN PROVISIONAL FOR A MINIMUM OF 30 MINUTES FROM THE TIME OF ISSUE AND UNTIL ALL JUDICIAL AND TECHNICAL MATTERS HAVE BEEN SETTLED.

Results produced on HS Sports Timing and Results Systems



Provisional Results - Race 10

750MC Kit Car Championship

Pl	No	Cl	Name	Car	Laps	Time	Behind	MPH	Best Lap on	MPH	
1	8	KA	John MOORE	Sylva Phoenix	11	14:38.79		88.18	1:17.77	10	90.36
2	53	KA	Andy HILEY	Taydec Mk2	11	14:37.41	0.62	88.10	1:18.02	10	90.07
3	75	KA	Matthew LEWIS	MNR Vortex	11	14:43.33	6.54	87.51	1:17.64	10	90.51
4	6	KA	Nigel BROWN	Sylva Phoenix	11	14:59.12	22.33	85.97	1:20.20	7	87.62
5	9	KC	Anton LANDON	Cyana MX500R	11	15:00.49	23.70	85.84	1:19.94	6	87.91
6	38	KC	David CALDECOURT	Sylva Phoenix	11	15:00.53	23.74	85.84	1:19.96	10	87.88
7	5	KB	Ian KEMPSON	MK Indy	11	15:17.45	40.66	84.25	1:19.40	7	88.50
8	25	KC	Colin BENHAM	Stuart Taylor Phoenix	11	15:17.70	40.91	84.23	1:21.93	6	85.77
9	82	KC	Rob JOHNSTON	Cyana MX500R	10	15:28.22	1 Lap	75.71	1:30.28	9	77.84

Non-Starters

24 C Guy HUSSEY RAW Striker

Fastest Lap

75	A	Matthew LEWIS	MNR Vortex	1:17.64	10	90.51
5	B	Ian KEMPSON	MK Indy	1:19.40	7	88.50
9	C	Anton LANDON	Cyana MX500R	1:19.94	8	87.91

Weather / Track: Cloudy / Dry

Start Time : 10:44

Snetterton

19 Sep 10 11:00

Clerk of Course : ASG	Time Issued : 11.06	Chief Timekeeper : Terry Stevens
--------------------------	------------------------	----------------------------------

THESE RESULTS REMAIN PROVISIONAL FOR A MINIMUM OF 30 MINUTES FROM THE TIME OF ISSUE AND UNTIL ALL JUDICIAL AND TECHNICAL MATTERS HAVE BEEN SETTLED.

Results produced on HS Sports Timing and Results Systems



Provisional Results - Race 11

Demon Tweeks / Yokohama Locost Championship

Pl	No	Cl	Name	Car	Laps	Time	Behind	MPH	Best Lap on	MPH
1	88	LCT	Nicholas MORLEY	Locost	10	15:03.89		77.74	1:27.89	4 79.95
2	4	LC	Tom COLLER	Locost	10	15:04.41	0.52	77.70	1:28.87	7 79.07
3	2	LC	Scott MITTELL	Locost	10	15:04.49	0.60	77.69	1:27.88	4 80.15
4	60	LCT	Sam BRADLEY	Locost	10	15:05.30	1.41	77.62	1:28.18	4 79.89
5	28	LC	David BLACK	Locost	10	15:05.31	1.42	77.62	1:28.33	8 79.56
6	8	LC	James PINKERTON	Locost	10	15:05.32	1.43	77.82	1:27.80	9 80.04
7	70	LC	Slan STAFFORD	Locost	10	15:07.99	4.00	77.40	1:28.43	4 79.47
8	16	LC	Victoria PICKLES	Locost	10	15:07.98	4.09	77.39	1:29.15	2 78.82
9	27	LC	Alex VON EHRHEIM	Locost	10	15:08.01	4.72	77.34	1:28.19	5 79.68
10	40	LC	Paul BRYANT	Locost	10	15:10.54	6.65	77.18	1:29.00	6 78.96
11	77	LC	Nick SELBY	Locost	10	15:15.90	12.01	76.72	1:29.55	2 78.47
12	82	LC	David BOUCHER	Locost	10	15:17.04	13.15	76.63	1:29.27	8 78.72
13	17	LC	Mark GLOVER	Locost	10	15:18.80	14.91	76.48	1:29.61	7 78.42
14	6	LC	Richard JENKINS	Locost	10	15:19.39	15.50	76.43	1:28.87	3 79.07
15	24	LC	Lee BANKHURST	Locost	10	15:19.41	15.52	76.43	1:28.63	4 79.29
16	11	LC	Lynfel OWEN	Locost	10	15:19.44	15.55	76.43	1:28.48	5 79.42
17	32	LC	Shaun BRAME	Locost	10	15:28.68	24.79	75.87	1:30.35	5 77.78
18	54	LC	David MORROW	Locost	10	15:31.19	27.30	75.46	1:30.78	7 77.41
19	74	LC	Steven WELLS	Locost	10	15:31.20	27.31	75.46	1:30.75	4 77.43
20	61	LCT	Stuart SELLARS	Locost	10	15:39.26	35.37	74.82	1:31.46	7 76.83
21	63	LC	James MILLMAN	Locost	10	15:39.40	35.51	74.81	1:30.68	5 77.49
22	56	LCT	Patrick DUDLEY	Locost	10	15:44.07	40.18	74.44	1:31.43	10 76.86
23	52	LC	Richard LEE	Locost	10	15:44.52	40.63	74.40	1:31.14	7 77.10
24	25	LC	Lee MIDDLETON	Locost	10	15:49.93	46.04	73.98	1:32.33	7 76.11
25	38	LC	Samuel GILL	Locost	10	15:49.98	46.09	73.97	1:30.79	5 77.40
26	59	LCT	Anthony MAY	Locost	10	15:50.24	46.35	73.95	1:31.91	4 76.46
27	73	LC	Rob APSEY	Locost	10	15:51.23	47.34	73.87	1:31.09	8 77.15
28	23	LC	Rob MIDDLETON	Locost	10	15:51.59	47.70	73.85	1:32.11	7 76.29
29	21	LC	David BERRY	Locost	10	15:57.70	53.81	73.38	1:32.98	3 75.58
30	31	LC	Adam KNIGHT	Locost	10	16:03.74	59.85	72.92	1:30.78	4 77.41
31	37	LC	Barry STUART	Locost	10	16:06.46	1:02.57	72.71	1:34.35	9 74.48
32	30	LCT	Kevin WERNHAM	Locost	10	16:22.27	1:18.38	71.54	1:33.53	6 75.13
33	35	LC	Sean GRAHAM	Locost	9	15:14.21	1 Lap	69.18	1:38.60	6 71.27

Not-Classified

44	Campbell CASSIDY	Locost	9	13:47.74	DNF	76.41	1:29.58	3 78.45
67	Ernie GUSHLOW	Locost	6	9:26.17	DNF	74.47	1:31.24	3 77.02

Fastest Lap

2	Scott MITTELL	Locost					1:27.88	4 80.15
88	T Nicholas MORLEY	Locost					1:27.89	4 79.95

Weather / Track: Cloudy / Dry

Start Time : 11:11

Snelterton

19 Sep 10 11:29

Clark of Course : 	Time Issued :	Chief Timekeeper : Terry Stevens
--	---------------	----------------------------------

THESE RESULTS REMAIN PROVISIONAL FOR A MINIMUM OF 30 MINUTES FROM THE TIME OF ISSUE AND UNTIL ALL JUDICIAL AND TECHNICAL MATTERS HAVE BEEN SETTLED.

Results produced on HS Sports Timing and Results Systems



Provisional Results - Race 12 - Heat

Demon Tweeks / Yokohama Stock Hatch Championship

Pl	No	Cl	Name	Car	Laps	Time	Behind	MPH	Best Lap on	MPH
1	55	SH	Rory COOPER	Citroen Saxo VTR	10	14:50.14		78.94	1:27.16	4 80.62
2	48	SH	Carl KILBEY	Citroen Saxo VTR	10	14:55.00	4.86	78.52	1:27.45	8 80.36
3	100	SHB	Martin BOON	Rover Metro GTI	10	14:55.53	5.39	78.47	1:27.57	8 80.25
4	101	SH	Robble BOON	Citroen Saxo VTR	10	14:58.54	8.40	78.21	1:27.22	8 80.57
5	38	SH	Craig BELL	Citroen Saxo VTR	10	15:00.57	10.43	78.03	1:27.35	8 80.45
6	53	SH	Andrew TSANG	Peugeot 106 XSi	10	15:03.86	13.72	77.75	1:28.51	7 79.39
7	42	SHB	Lee SCOTT	Ford Fiesta XR2i	10	15:04.09	13.95	77.73	1:28.50	4 79.40
8	72	SH	Jonathan WOOLLEY	Citroen Saxo VTR	10	15:08.44	18.30	77.35	1:28.27	8 79.61
9	82	SH	Stuart WINDOW	Citroen Saxo VTR	10	15:13.69	23.55	76.91	1:28.82	4 79.12
10	43	SH	Terry BOTTING	Citroen Saxo VTR	10	15:15.33	25.19	76.77	1:28.33	3 79.56
11	40	SHB	Adam LICHTIG/No tpx	Ford Fiesta XR2i	10	15:16.69	26.55	76.66	1:28.92	4 79.03
12	50	SH	John GUDGEON	Peugeot 106 XSi	10	15:17.16	27.02	76.62	1:29.12	4 78.85
13	46	SH	Liam SARGENT	Peugeot 106 XSi	10	15:17.95	27.81	76.55	1:29.46	8 78.55
14	81	SH	Trevor GREGORY	Citroen Saxo VTR	10	15:18.42	28.28	76.51	1:29.24	8 78.74
15	90	SHB	Marlyn FOWDREY	Ford Fiesta XR2	10	15:19.84	29.70	76.40	1:29.57	7 78.45
16	47	SH	Will SARGENT	Peugeot 106 XSi	10	15:25.39	35.25	75.94	1:30.13	8 77.97
17	37	SHB	Keith MORGAN	Suzuki Swift GTI	10	15:28.22	38.08	75.71	1:30.27	3 77.85
18	52	SH	Steve NOBLE	Ford Sport KA	10	15:29.49	39.35	75.60	1:29.18	6 78.80
19	38	SHB	Sarah NIBLETT	Peugeot 205 GTi	10	15:40.88	50.74	74.69	1:30.96	3 77.26
20	73	SH	Russell HOLMAN	Citroen Saxo VTR	10	15:42.69	52.55	74.54	1:31.54	10 76.77
21	30	SH	Neil TROTTER	MG Rover ZR	10	15:43.07	52.93	74.51	1:31.58	7 76.73
22	74	SHB	Jack ADLARD	Peugeot 205 GTi	10	15:54.84	1:04.70	73.80	1:32.85	8 75.68
23	32	SH	Geoff BLUFF	Citroen Saxo VTR	10	15:55.52	1:05.38	73.54	1:33.02	8 75.55
24	84	SH	Adam STOKES	Peugeot 106 XSi	10	16:03.16	1:13.02	72.96	1:30.49	4 77.66
25	45	SHB	James LAWTON	Ford Fiesta XR2	10	16:03.71	1:13.57	72.92	1:31.72	3 76.62
26	97	SHB	Andrew KNIGHT	Peugeot 205 GTi	10	16:11.98	1:21.84	72.30	1:34.37	7 74.46
27	24	SHB	Robert BENNETT	Ford Fiesta XR2	10	16:21.87	1:31.73	71.57	1:34.92	5 74.03
28	31	SHB	Alan DULY	Ford Fiesta XR2	9	15:28.63	1 Lap	68.11	1:38.87	6 71.08

Not-Classified

88			Nick THORNTON-JONES	Citroen Saxo VTR	8	11:50.98	DNF	79.07	1:27.36	4 80.44
62			Daniel SPENCER	Citroen Saxo VTR	5	8:02.11	DNF	72.88	1:31.88	3 76.48
23			Kirk DEWELL	Citroen Saxo VTR	5	8:03.62	DNF	72.65	1:29.50	4 78.52
59	B		Daniel GIBSON	Ford Fiesta XR2	4	12:07.19	DNF	38.65	1:43.20	3 68.09
58			Paul JARVIS	Citroen Saxo VTR	4	6:21.41	DNF	73.70	1:30.83	3 77.28
67	B		Matthew STUBINGTON	Peugeot 205 GTi	4	6:32.00	DNF	71.71	1:33.81	3 74.91
61			Trevor BUCKLEY	Citroen Saxo VTR	3	6:35.05	DNF	53.36	1:39.14	1 70.88

Non-Starters

22			Jason PELOSI	Citroen Saxo VTR						
26			Robert THORP	Citroen Saxo VTR						
76			Gareth WRIGHT	Peugeot 106 XSi						

Fastest Lap

55			Rory COOPER	Citroen Saxo VTR				1:27.16	4	80.62
100	B		Martin BOON	Rover Metro GTI				1:27.57	8	80.25

No 42, 101 - running with sealed engines.

Weather / Track: Cloudy / Dry

Start Time : 11:40

Snettarton

19 Sep 10 11:58

Clerk of Course 	Time Issued :	Chief Timekeeper : Terry Stevens
---------------------	---------------	----------------------------------

THESE RESULTS REMAIN PROVISIONAL FOR A MINIMUM OF 30 MINUTES FROM THE TIME OF ISSUE AND UNTIL ALL JUDICIAL AND TECHNICAL MATTERS HAVE BEEN SETTLED.

Results produced on HS Sports Timing and Results Systems



Provisional Results - Race 13

750MC Formula 4 Championship

Pt	No	Cl	Name	Car	Laps	Time	Behind	MPH	Best Lap on	MPH	
1	1	4A	Jonathan WESTON-TAYLOR	Mygale US 2000	16	19:21.76		96.78	1:10.70	10	99.39
2	5	4A	Bryn TOOTELL	Van Diemen RF06/09	16	19:30.35	8.59	96.07	1:11.38	7	98.45
3	6	4A	Malcolm SCOTT	Van Diemen RF00	16	19:33.16	11.40	95.84	1:11.61	7	98.13
4	79	4A	Oliver SIRRELL	Van Diemen RF97	16	19:35.02	13.26	95.69	1:12.25	13	97.26
5	4	4A	Andrew MINNETT	Van Diemen RF99	16	19:54.27	32.51	94.15	1:11.87	7	97.78
6	76	4A	Jennifer SCOTT	Van Diemen RF99	16	19:57.02	35.26	93.93	1:12.78	15	96.55
7	21	4B	Clive YORATH	Reynard SF84	16	20:20.33	58.57	92.14	1:14.68	8	94.10
8	83	4C	Paul PRESGRAVES	Van Diemen RF98	15	19:26.33	1 Lap	90.38	1:16.11	8	92.33
9	25	4C	James CHAPMAN	Van Diemen	15	19:47.65	1 Lap	88.75	1:15.88	9	92.61
10	33	4A2	Paul YOUNG	Revelation	15	20:28.66	1 Lap	85.79	1:19.91	6	87.94
11	27	4A	Mike WEBBER	Magnum F4A	15	20:28.91	1 Lap	85.77	1:19.51	15	88.38
12	40	4A2	David WOODSWORTH-DALE	Revelation 2009	14	19:57.59	2 Laps	82.15	1:23.58	13	84.08

Not-Classified

55	A	Zac CHAPMAN	Renault RC97	2	3:01.16	DNF	77.58	1:21.35	2	86.38
41	A	Simon EMMERSON	Mygale US2K/3	0		Starter	0.00			
7	A	Robbie WATTS	Van Diemen Raw 09	0		Starter	0.00			

Fastest Lap

1	A	Jonathan WESTON-TAYLOR	Mygale US 2000					1:10.70	10	99.39
21	B	Clive YORATH	Reynard SF84					1:14.68	8	94.10
25	C	James CHAPMAN	Van Diemen					1:15.88	9	92.61
33	A2	Paul YOUNG	Revelation					1:19.91	6	87.94 Rec

Weather / Track: Cloudy / Dry

Start Time : 12:09

Snetterton

19 Sep 10 12:30

Clerk of Course :

Time Issued :

Chief Timekeeper : Terry Stevens

A J Cox

12.41

THESE RESULTS REMAIN PROVISIONAL FOR A MINIMUM OF 30 MINUTES FROM THE TIME OF ISSUE AND UNTIL ALL JUDICIAL AND TECHNICAL MATTERS HAVE BEEN SETTLED.

Results produced on HS Sports Timing and Results Systems



Provisional Results - Race 14

Premier Choice Group 750 Formula Championship

Pl	No	Cl	Name	Car	Laps	Time	Behind	MPH	Best Lap on	MPH
1	2	F7	Mick HARRIS	Darvi 877	11	15:08.00		85.13	1:20.96	5 86.80
2	6	F7	Bob SIMPSON	SS/F	11	15:18.74	10.74	84.14	1:21.23	5 86.51
3	4	F7	Chris GOUGH	CGR2 Evo	11	15:32.18	24.18	82.92	1:23.22	4 84.44
4	13	F7	Red HILL	Myatic T4/21	11	15:37.70	29.70	82.43	1:23.49	6 84.17
5	85	F7B	Robin GEARING	Darvi	11	15:39.77	31.77	82.25	1:23.33	8 84.33
6	5	F7	Bill RUTTER	Darvi Mk5	11	15:39.84	31.84	82.25	1:22.86	9 84.81
7	27	F7	Sue HARRIS	Darvi 5/97	11	16:16.33	1:08.33	79.17	1:26.69	5 81.06
8	22	F7B	Andrew BOOTH	Centaur	10	15:22.28	1 Lap	76.19	1:27.07	4 80.71
9	23	F7B	Paul COLLINS	Darvi Mk5	10	15:59.02	1 Lap	73.27	1:33.71	3 74.99

Not-Classified

97			Nathaniel COOPER	Davis T7	5	7:16.58	DNF	80.48	1:23.81	4 83.75
72	B		Nige COWLEY	Cowley	4	6:04.83	DNF	77.05	1:27.02	4 80.75
42			Martin KEMP	RaceKits Falcon	2	3:02.75	DNF	76.91	1:26.01	2 81.70
55			Roger ROWE	Centaur Mk 20	1	1:32.65	DNF	75.85	1:32.65	1 75.85
7			Peter BOVE	ADR 750F	0		Starter	0.00		

Non-Starters

17	B		Andrew LAKE	Darvi 91D						
21	B		Muw DAVIES	Phaeer Fire						
36	B		Nigel HARVEY	PC Special						

Fastest Lap

2			Mick HARRIS	Darvi 877				1:20.96	5	86.80
85	B		Robin GEARING	Darvi				1:23.33	8	84.33

Weather / Track: Cloudy / Dry

Start Time : 12:43

Snetterton

19 Sep 10 13:01

Clerk of Course <i>[Signature]</i>	Time Issued : <i>13.26.</i>	Chief Timekeeper : Terry Stevens
---------------------------------------	--------------------------------	----------------------------------

THESE RESULTS REMAIN PROVISIONAL FOR A MINIMUM OF 30 MINUTES FROM THE TIME OF ISSUE AND UNTIL ALL JUDICIAL AND TECHNICAL MATTERS HAVE BEEN SETTLED.

Results produced on HS Sports Timing and Results Systems



Provisional Results - Race 15

RGB Non-Championship

Pl	No	Cl	Name	Car	Laps	Time	Behind	MPH	Best Lap on	MPH	
1	65	RGB	Duncan MARSHALL	STM Phoenix	15	19:30.79		90.03	1:16.72	12	91.60
2	50	RGB	Tim HOVERD	Fisher Fury	15	19:32.19	1.40	89.92	1:16.79	11	91.51
3	49	RGB	Tony GAUNT	Wolfe ZXR	15	19:39.95	9.16	89.33	1:17.23	11	90.99
4	26	RGB	Andrew GRANT	Fisher Fury 04	15	19:59.89	29.10	87.85	1:17.88	3	90.23
5	99	RGB	James FOWLEY	Fisher Fury	15	20:14.69	43.90	86.78	1:18.79	8	89.19
6	33	RGB	Bob MORTIMER	Fisher Fury	15	20:15.57	44.78	86.71	1:19.16	10	88.77
7	16	RGB	James WALKER	Westfield Megabus	15	20:16.40	45.61	86.66	1:19.15	9	88.78
8	15	RGB	Austen GREENWAY	Fisher Fury Fireblade	15	20:18.30	47.51	86.52	1:18.92	11	89.04
9	52	RGB	Daniel BROMLOW	Fisher Fury	15	20:31.33	1:00.54	85.60	1:19.34	5	88.57
10	74	RGB	David LAWRENCE	Sylva Riot	15	20:44.03	1:13.24	84.73	1:21.11	7	86.64
11	84	RGB	Robert GARDINER	Raw Fulcrum	14	20:28.80	1 Lap	80.06	1:25.69	13	82.01
Not-Classified											
	42	RGB	Paul RICKERS	Phoenix	10	14:38.15	DNF	80.02	1:21.29	8	86.45
	22	RGB	Ben BUTLER	Westfield SE	6	8:50.88	DNF	79.42	1:20.43	4	87.37
	41	RGB	Nell CONSTABLE-BERRY	BDN S3/2010	6	9:12.55	DNF	76.31	1:20.06	2	87.77
Fastest Lap											
	65	RGB	Duncan MARSHALL	STM Phoenix					1:16.72	12	91.60

Weather / Track: Cloudy / Dry

Start Time : 13:45

Snetterton

19 Sep 10 14:06

Clerk of Course :	Time Issued :	Chief Timekeeper : Terry Stevens
Alex	14:10	

THESE RESULTS REMAIN PROVISIONAL FOR A MINIMUM OF 30 MINUTES FROM THE TIME OF ISSUE AND UNTIL ALL JUDICIAL AND TECHNICAL MATTERS HAVE BEEN SETTLED.

Results produced on HS Sports Timing and Results Systems



Provisional Results - Race 16

750MC Bike-Sports Championship

Pl	No	Cl	Name	Car	Laps	Time	Behind	MPH	Best Lap on	MPH
1	29	SA2	Jon-Paul IVEY	Radical Prosport	17	19:59.12		99.63	1:09.46	8 101.17
2	12	SA2	Tim GRAY	BDN S3	17	19:59.81	0.69	99.57	1:09.60	10 100.97
3	2	SA2	Darcy SMITH	Radical PR6	17	20:25.90	26.78	97.45	1:10.09	10 100.26
4	11	SA2	Steve CAVE	JKS SRC10	17	20:36.16	37.04	96.64	1:11.35	14 98.48
5	4	SA2	Adrian REYNARD	Reynard Inverlor	17	20:54.46	55.34	95.23	1:12.22	9 97.30
6	25	SA2	James BREAKELL	Radical PR6 Prosport	17	21:06.08	1:06.96	94.36	1:10.20	14 100.10
7	57	SA2	Oliver COX	Radical SR4	16	20:37.84	1 Lap	90.83	1:15.32	8 93.30
8	27	SC2	Joe JACKSON	Global GT	16	21:07.78	1 Lap	88.69	1:17.23	15 90.99
9	21	SC2	Kevin GOATER	Keliforms Retoga	16	21:11.11	1 Lap	88.45	1:17.93	13 90.17
10	78	SB2	Peter BROWN	Radical Clubsport	14	20:14.44	3 Laps	81.01	1:24.46	10 83.20

Not-Classified

68	A2	Shane PORTER	Radical SR4	4	5:10.73	DNF	90.46	1:13.13	4 96.09
----	----	--------------	-------------	---	---------	-----	-------	---------	---------

Non-Starters

95	A2	Richard STABLES	Radical PR6 Prosport
----	----	-----------------	----------------------

Fastest Lap

29	A2	Jon-Paul IVEY	Radical Prosport	1:09.46	8 101.17
27	C2	Joe JACKSON	Global GT	1:17.23	15 90.99
78	B2	Peter BROWN	Radical Clubsport	1:24.46	10 83.20

Weather / Track:

Start Time : 14:13

Snellerton

19 Sep 10 14:38

Clerk of Course :	Time Issued :	Chief Timekeeper : Terry Stevens
<i>A Jace</i>	14:43	

THESE RESULTS REMAIN PROVISIONAL FOR A MINIMUM OF 30 MINUTES FROM THE TIME OF ISSUE AND UNTIL ALL JUDICIAL AND TECHNICAL MATTERS HAVE BEEN SETTLED.

Results produced on HS Sports Timing and Results Systems



Provisional Results - Race 17

750MC MR2 Championship

Pl	No	Cl	Name	Car	Laps	Time	Behind	MPH	Best Lap on	MPH
1	68	MRB	Alexander LENNON	Toyota MR2 Mk2	10	14:29.47		80.82	1:25.40	3 82.29
2	50	MRB	Guy HEFFORD	Toyota MR2 Mk2	10	14:30.33	0.86	80.74	1:25.35	3 82.33
3	29	MRB	Paul HINSON	Toyota MR2 Mk2	10	14:30.56	1.09	80.72	1:25.19	3 82.49
4	58	MRB	Steve LUMLEY	Toyota MR2 Mk2	10	14:31.00	1.53	80.68	1:25.88	3 81.83
5	55	MRB	Andrei BGATOV	Toyota MR2 Mk2	10	14:31.27	1.80	80.65	1:24.81	4 82.86
6	77	MRB	John WILSON	Toyota MR2 Mk2	10	14:36.13	6.66	80.21	1:25.55	5 82.14
7	37	MRB	Michael WELLS	Toyota MR2 Mk2	10	14:50.72	21.25	78.89	1:26.77	9 80.99
8	42	MRB	Colin HALLS	Toyota MR2 Mk2	10	14:54.54	25.07	78.56	1:27.55	4 80.26
9	21	MRB	Ben ROWE	Toyota MR2 Mk1	10	14:59.55	30.08	78.12	1:27.96	6 79.89
10	84	MRB	Barry WILLISHER	Toyota MR2 Mk2	10	15:01.90	32.43	77.92	1:27.91	4 79.94
11	67	MRB	Lee McKEE	Toyota MR2 Mk2	10	15:03.09	33.62	77.81	1:28.28	4 79.60
12	26	MRB	Paul GRIMMETT	Toyota MR2 Mk2	10	15:03.77	34.30	77.75	1:28.24	8 79.64
13	79	MRC	Jonathan GRIMES	Toyota MR2 Mk3	10	15:05.69	36.22	77.59	1:28.03	5 79.83
14	23	MRB	James CROSS	Toyota MR2 Mk2	10	15:07.29	37.82	77.45	1:27.52	9 80.29
15	44	MRB	Luke AUSTIN	Toyota MR2 Mk2	10	15:07.49	38.02	77.44	1:28.77	4 79.16
16	24	MRB	Paul HUTSON	Toyota MR2 Mk2	10	15:13.42	43.95	76.93	1:27.31	4 80.49
17	45	MRB	Robert WELLS	Toyota MR2 Mk2	10	15:24.47	55.00	76.01	1:28.14	9 79.73
18	43	MRB	John THORNBUR	Toyota MR2 Mk2	10	15:25.79	56.32	75.90	1:29.40	10 78.60
19	25	MRB	Clive MORPHETT	Toyota MR2 Mk2	10	15:30.01	1:00.54	75.56	1:28.73	5 79.20
20	14	MRB	David ROWE	Toyota MR2 Mk1	10	15:30.43	1:00.96	75.53	1:29.78	10 78.27
21	34	MRB	Jeff HOLDEN	Toyota MR2 Mk2	10	15:32.93	1:03.46	75.32	1:29.18	6 78.82
22	99	MRB	Lee GAMBELL	Toyota MR2 Mk2	10	15:36.17	1:06.70	75.06	1:28.88	5 79.08
23	30	MRB	Steve PEGG	Toyota MR2 Mk2	10	15:51.86	1:22.39	73.83	1:31.32	4 78.95
24	32	MRB	Georga HOUGHAM	Toyota MR2 Mk2	10	15:52.89	1:23.42	73.75	1:29.95	5 78.12
25	88	MRC	Stuart NICHOLLS	Toyota MR2 Roadster	10	15:53.32	1:23.85	73.71	1:29.78	5 78.27
26	51	MRB	Peter LEWIS	Toyota MR2 Mk2	10	15:53.87	1:24.40	73.67	1:31.94	5 76.43
27	89	MRC	Michael NICHOLLS	Toyota MR2 Roadster	9	14:31.58	1 Lap	72.56	1:32.21	8 76.21

Fastest Lap


55	B	Andrei BGATOV	Toyota MR2 Mk2	1:24.81	4 82.86
79	C	Jonathan GRIMES	Toyota MR2 Mk3	1:28.03	5 79.83

Weather / Track: Cloudy / Dry

Start Time : 14:40

Snetterton

19 Sep 10 14:57

Clerk of Course : 	Time Issued : 15:10	Chief Timekeeper : Terry Stevens
--	---------------------	----------------------------------

THESE RESULTS REMAIN PROVISIONAL FOR A MINIMUM OF 30 MINUTES FROM THE TIME OF ISSUE AND UNTIL ALL JUDICIAL AND TECHNICAL MATTERS HAVE BEEN SETTLED.

Results produced on HS Sports Timing and Results Systems



Provisional Results - Race 18 - Final

Demon Tweeks / Yokohama Stock Hatch Championship

Pl	No	Cl	Name	Car	Laps	Time	Behind	MPH	Best Lap on	MPH
1	1	SH	Jeff HUMPHRIES	Peugeot 106 Rallye	10	14:36.06		80.21	1:26.50	5 81.24
2	66	SH	Josh COOK	Citroen Saxo VTR	10	14:36.28	0.22	80.19	1:26.53	5 81.21
3	7	SH	Andrew TIBBS	Citroen Saxo VTR	10	14:37.21	1.15	80.11	1:26.42	6 81.31
4	92	SH	Patrick FLETCHER	Citroen Saxo VTR	10	14:43.91	7.85	79.50	1:26.14	6 81.58
5	96	SH	Joe FERGUSON	Citroen Saxo VTR	10	14:44.37	8.31	79.46	1:27.31	2 80.49
6	51	SH	Matt DIGBY	Citroen Saxo VTR	10	14:44.86	8.80	79.42	1:26.32	9 81.41
7	12	SH	Joe McMILLAN	Citroen Saxo VTR	10	14:44.92	8.86	79.41	1:26.18	9 81.54
8	21	SH	Wayne HARRIS	Citroen Saxo VTR	10	14:48.23	12.17	79.11	1:26.75	7 81.01
9	91	SH	Jon MAYBIN	Citroen C2	10	14:50.99	14.93	78.87	1:26.71	4 81.04
10	20	SH	Andrew FOLEY	Citroen Saxo VTR	10	14:52.18	16.12	78.76	1:26.84	6 80.92
11	69	SH	Joel SHIPTON	Citroen Saxo VTR	10	14:53.38	17.32	78.66	1:26.78	6 80.98
12	55	SH	Rory COOPER	Citroen Saxo VTR	10	14:56.85	20.79	78.35	1:26.86	5 80.90
13	14	SH	Tom MOLYNEUX	Peugeot 106 Rallye	10	14:57.51	21.45	78.30	1:27.00	5 80.77
14	4	SH	Terry ROUGHTON	Citroen Saxo VTR	10	14:58.09	22.03	78.25	1:27.00	7 80.77
15	98	SH	Daniel FERGUSON	Citroen Saxo VTR	10	15:02.42	26.36	77.87	1:27.09	4 80.69
16	100	SHB	Martin BOON	Rover Metro GTi	10	15:02.44	26.38	77.87	1:26.85	5 80.91
17	36	SH	Craig BELL	Citroen Saxo VTR	10	15:02.61	26.55	77.85	1:27.78	7 80.05
18	8	SH	Shaun HAGEN	Citroen Saxo VTR	10	15:02.70	26.64	77.85	1:27.59	7 80.23
19	53	SH	Andrew TSANG	Peugeot 106 XSi	10	15:08.68	32.62	77.33	1:28.39	10 79.50
20	42	SHB	Lee SCOTT	Ford Fiesta XR2i	10	15:09.24	33.18	77.29	1:28.35	5 79.54
21	82	SH	Stuart WINDOW	Citroen Saxo VTR	10	15:09.44	33.38	77.27	1:28.25	6 79.63
22	43	SH	Terry BOTTING	Citroen Saxo VTR	10	15:10.14	34.08	77.21	1:28.39	10 79.50
23	101	SH	Robbie BOON	Citroen Saxo VTR	10	15:10.65	34.59	77.17	1:28.26	8 79.62
24	72	SH	Jonathan WOOLLEY	Citroen Saxo VTR	10	15:14.13	38.07	76.87	1:28.59	4 79.32
25	50	SH	John GUDGEON	Peugeot 106 XSi	10	15:15.31	39.25	76.77	1:28.94	8 79.01
26	81	SH	Trevor GREGORY	Citroen Saxo VTR	10	15:15.61	39.55	76.75	1:28.84	3 79.10
27	47	SH	Will SARGENT	Peugeot 106 XSi	10	15:16.86	40.80	76.64	1:28.81	6 79.13
28	52	SH	Steve NOBLE	Ford Sport KA	10	15:17.95	41.89	76.55	1:28.84	8 79.10
29	40	SHB	Adam LICHTIG/No txp	Ford Fiesta XR2i	10	15:20.72	44.66	76.32	1:28.94	8 79.01
30	38	SHB	Sarah NIBLETT	Peugeot 205 GTi	10	15:37.57	1:01.51	74.95	1:30.31	4 77.81
31	73	SH	Russell HOLMAN	Citroen Saxo VTR	10	15:39.60	1:03.54	74.79	1:30.82	9 77.38
32	30	SH	Nell TROTTER	MG Rover ZR	10	15:40.21	1:04.15	74.74	1:30.88	9 77.32
33	37	SHB	Keith MORGAN	Suzuki Swift GTi	10	15:54.91	1:18.85	73.59	1:30.87	4 77.33
34	46	SH	Liam SARGENT	Peugeot 106 XSi	9	14:39.27	1 Lap	71.93	1:29.07	4 78.90
35	90	SHB	Martyn FOWDREY	Ford Fiesta XR2	9	15:21.10	1 Lap	68.66	1:29.65	4 78.38

Not-Classified

16	Robert FOREMAN	Citroen Saxo VTR	9	13:59.74	DNF	75.31	1:28.58	6	79.33
48	Carl KILBEY	Citroen Saxo VTR	5	9:32.34	DNF	61.39	1:28.61	5	79.30
54	Maurice HAYDEN	Citroen Saxo VTR	0		Starter	0.00			

Fastest Lap

92	Patrick FLETCHER	Citroen Saxo VTR					1:26.14	6	81.58
100	B Martin BOON	Rover Metro GTi					1:26.85	5	80.91

Cars running with scaled engines: 1 8 20 42 51 66 92 96 101

Weather / Track: Cloudy / Dry

Start Time : 15:08

Snetterton

19 Sep 10 15:23

Clerk of Course 	Time Issued : 16.30	Chief Timekeeper : Terry Stevens
---------------------	------------------------	----------------------------------

THESE RESULTS REMAIN PROVISIONAL FOR A MINIMUM OF 30 MINUTES FROM THE TIME OF ISSUE AND UNTIL ALL JUDICIAL AND TECHNICAL MATTERS HAVE BEEN SETTLED.

Results produced on HS Sports Timing and Results Systems



Provisional Results - Race 19

Polleypport / Yokohama SAXMAX Championship

Pl	No	Cl	Name	Car	Laps	Time	Behind	MPH	Best Lap on	MPH
1	98	SMX	Shaun CLAY	Citroen Saxo VTR	10	15:07.55		77.43	1:29.44	9 78.57
2	13	SMX	Chris WARBURTON	Citroen Saxo VTR	10	15:07.78	0.23	77.41	1:29.38	10 78.62
3	54	SMX	Anthony WHORTON-EALES	Citroen Saxo VTR	10	15:10.72	3.17	77.16	1:29.65	4 78.38
4	18	SMX	Jordan WILLSON	Citroen Saxo VTR	10	15:11.14	3.59	77.13	1:29.68	4 78.36
5	4	SMX	Aaron TRIGWELL	Citroen Saxo VTR	10	15:14.77	7.22	76.82	1:29.61	8 78.42
6	10	SMX	Scott MOAKES	Citroen Saxo VTR	10	15:16.73	9.18	76.66	1:29.94	9 78.13
7	89	SMX	Shane STONEY	Citroen Saxo VTR	10	15:16.74	9.19	76.65	1:29.12	7 78.85
8	17	SMX	William DAVISON	Citroen Saxo VTR	10	15:18.35	10.80	76.52	1:30.03	4 78.05
9	22	SMX	William PLANT	Citroen Saxo VTR	10	15:20.01	12.46	76.38	1:30.20	7 77.91
10	95	SMX	Myles COLLINS	Citroen Saxo VTR	10	15:21.80	14.25	76.23	1:30.05	4 78.04
11	55	SMX	Jordan ANNELLS	Citroen Saxo VTR	10	15:22.57	15.02	76.17	1:30.03	4 78.05
12	15	SMX	Ashley DIBDEN	Citroen Saxo VTR	10	15:27.18	19.63	75.79	1:30.60	4 77.56
13	47	SMX	Owen HUNTER	Citroen Saxo VTR	10	15:32.69	25.14	75.34	1:30.42	9 77.72
14	90	SMX	Jordan BATTS	Citroen Saxo VTR	10	15:32.94	25.39	75.32	1:31.20	9 77.05
15	81	SMX	Henry GILBERT	Citroen Saxo VTR	10	15:33.27	25.72	75.30	1:30.79	7 77.40

Fastest Lap

89	Shane STONEY	Citroen Saxo VTR	1:29.12	7	78.85
----	--------------	------------------	---------	---	-------

Weather / Track:

Start Time : 15:32

Snellerton

19 Sep 10 15:48

Clerk of Course : <i>Anthony</i>	Time Issued : <i>16.12</i>	Chief Timekeeper : Terry Stevens
-------------------------------------	-------------------------------	----------------------------------

THESE RESULTS REMAIN PROVISIONAL FOR A MINIMUM OF 30 MINUTES FROM THE TIME OF ISSUE AND UNTIL ALL JUDICIAL AND TECHNICAL MATTERS HAVE BEEN SETTLED.

Results produced on HS Sports Timing and Results Systems



Provisional Results - Race 20

AB Performance RGB Championship

Pl	No	Cl	Name	Car	Laps	Time	Behind	MPH	Best Lap on	MPH
1	12	BEA	Paul ROGERS	Contour Cars RGB09	16	20:19.85		92.17	1:14.39	6 94.46
2	2	BEA	John CUTMORE	Spiro GTR	16	20:30.27	10.42	91.39	1:14.82	6 93.92
3	65	BEB	Duncan MARSHALL	STM Phoenix	16	20:42.92	23.07	90.46	1:16.43	7 91.94
4	28	BEA	Gary GOODYEAR	Raw Fulcrum	16	20:58.67	38.82	89.33	1:17.41	10 90.78
5	49	BEB	Tony GAUNT	Wolfe ZXR	16	20:59.52	39.67	89.27	1:17.29	11 90.92
6	21	BEB	Mathew GREEN	Spiro GTR	16	20:59.93	40.08	89.24	1:16.46	6 91.91
7	33	BEA	Bob MORTIMER	Fisher Fury	16	21:30.34	1:10.49	87.14	1:18.73	5 89.26
8	3	BEC	Alastair BOULTON	Stuart Taylor Phoenix	16	21:30.52	1:10.67	87.12	1:19.23	3 88.69
9	63	BEC	Colin CHAPMAN	Fisher Fury	16	21:32.97	1:13.12	86.96	1:19.62	8 88.26
10	77	BEC	Phil ALCOCK	Pulsar Blade	15	20:22.40	1 Lap	86.23	1:19.99	11 87.85
11	52	BEB	Daniel BROMILOW	Fisher Fury	15	20:23.00	1 Lap	86.19	1:19.30	13 88.62
12	18	BEA	James WALKER	Westfield Megabus	15	20:23.59	1 Lap	86.15	1:19.18	13 88.75
13	41	BEB	Nell CONSTABLE-BERRY	BDN S3/2010	15	20:24.58	1 Lap	86.08	1:19.64	13 88.24
14	22	BEC	Ben BUTLER	Westfield SE	15	20:34.88	1 Lap	85.36	1:19.85	6 88.01
15	99	BEA	James FOWLEY	Fisher Fury	15	20:35.37	1 Lap	85.33	1:19.09	9 88.85
16	34	BEB	Mark SAMMLAND	Fisher Fury	15	20:36.40	1 Lap	85.25	1:20.30	11 87.51
17	15	BEC	Austen GREENWAY	Fisher Fury Fireblade	15	20:37.03	1 Lap	85.21	1:19.07	11 88.87
18	74	BEB	David LAWRENCE	Sylva Riot	15	20:37.55	1 Lap	85.17	1:19.92	11 87.93
19	64	BEC	Robert GARDINER	Raw Fulcrum	14	20:46.33	2 Laps	78.94	1:24.31	14 83.35

Not-Classified

26	B		Andrew GRANT	Fisher Fury 04	11	15:09.98	DNF	84.95	1:16.88	4 91.43
50	B		Tim HOVERD	Fisher Fury	9	12:24.86	DNF	84.93	1:15.77	7 91.54
42	B		Paul RICKERS	Phoenix	4	8:25.74	DNF	72.87	1:21.51	2 86.21

Fastest Lap


12	A		Paul ROGERS	Contour Cars RGB09					1:14.39	6 94.46
65	B		Duncan MARSHALL	STM Phoenix					1:16.43	7 91.94
15	C		Austen GREENWAY	Fisher Fury Fireblade					1:19.07	11 88.87

Weather / Track: Cloudy / Dry

Start Time : 15:53

Snetterton

19 Sep 10 16:16

Clerk of Course : 	Time Issued : 16.35	Chief Timekeeper : Terry Stevens
--	---------------------	----------------------------------

THESE RESULTS REMAIN PROVISIONAL FOR A MINIMUM OF 30 MINUTES FROM THE TIME OF ISSUE AND UNTIL ALL JUDICIAL AND TECHNICAL MATTERS HAVE BEEN SETTLED.

Results produced on HS Sports Timing and Results Systems



Provisional Results - Race 21

750MC Bike-Sports Championship

Pl	No	Cl	Name	Car	Laps	Time	Behind	MPH	Best Lap on	MPH
1	12	SA2	Tim GRAY	BDN S3	25	29:16.43		100.02	1:09.53	20 101.07
2	2	SA2	Darcy SMITH	Radical PR6	25	29:16.78	0.35	100.00	1:09.23	22 101.51
3	11	SA2	Steve CAVE	JKS SRC10	25	30:19.74	1:03.31	96.54	1:11.69	8 98.02
4	4	SA2	Adrian REYNARD	Reynard Inverter	24	30:10.28	1 Lap	93.16	1:12.19	10 97.34
5	57	SA2	Oliver COX	Radical SR4	24	30:24.66	1 Lap	92.43	1:14.37	17 94.49
6	27	SC2	Joe JACKSON	Global GT	23	29:21.14	2 Laps	91.77	1:15.02	9 93.67
7	21	SC2	Kevin GOATER	Kelforms Retoga	22	29:20.85	3 Laps	87.80	1:18.53	21 89.48
8	78	SB2	Peter BROWN	Radical Clubsport	21	29:46.93	4 Laps	82.58	1:22.57	21 85.11
Not-Classified										
29	A2		Jon-Paul IVEY	Radical Prosport	4	4:54.64	DNF	95.40	1:10.02	4 100.36
68	A2		Shane PORTER	Radical SR4	4	5:19.36	DNF	88.02	1:13.17	3 96.04
25	A2		James BREAKELL	Radical PR6 Prosport	1	1:30.07	DNF	78.02	1:30.07	1 78.02
Non-Starters										
95	A2		Richard STABLES	Radical PR6 Prosport						
Fastest Lap										
2	A2		Darcy SMITH	Radical PR6					1:09.23	22 101.51
27	C2		Joe JACKSON	Global GT					1:15.02	9 93.67
78	B2		Peter BROWN	Radical Clubsport					1:22.57	21 85.11

Weather / Track: Cloudy / Dry

Start Time : 16:23

Snetterton

19 Sep 10 16:53

Clerk of Course : <i>Lee O'Byrne</i>	Time Issued : 17.02	Chief Timekeeper : Terry Stevens
---	------------------------	----------------------------------

THESE RESULTS REMAIN PROVISIONAL FOR A MINIMUM OF 30 MINUTES FROM THE TIME OF ISSUE AND UNTIL ALL JUDICIAL AND TECHNICAL MATTERS HAVE BEEN SETTLED.

Results produced on HS Sports Timing and Results Systems



Provisional Results - Race 22

750MC MR2 Championship

Pl	No	Cl	Name	Car	Laps	Time	Behind	MPH	Best Lap on	MPH	
1	58	MRB	Steve LUMLEY	Toyota MR2 Mk2	10	14:24.53		81.28	1:25.42	9	82.27
2	29	MRB	Paul HINSON	Toyota MR2 Mk2	10	14:26.95	3.82	80.93	1:24.67	3	83.00
3	68	MRB	Alexander LENNON	Toyota MR2 Mk2	10	14:29.23	4.70	80.84	1:24.59	7	83.07
4	77	MRB	John WILSON	Toyota MR2 Mk2	10	14:32.24	7.71	80.56	1:25.15	4	82.53
5	55	MRB	Andrei BGATOV	Toyota MR2 Mk2	10	14:32.73	8.20	80.52	1:24.84	4	82.83
6	23	MRB	James CROSS	Toyota MR2 Mk2	10	14:43.41	18.88	79.55	1:27.13	4	80.65
7	24	MRB	Paul HUTSON	Toyota MR2 Mk2	10	14:44.49	19.96	79.45	1:26.94	3	80.83
8	84	MRB	Barry WILLISHER	Toyota MR2 Mk2	10	14:48.12	24.59	79.04	1:27.28	2	80.51
9	26	MRB	Paul GRIMMETT	Toyota MR2 Mk2	10	14:52.86	28.33	78.70	1:27.52	5	80.29
10	42	MRB	Colin HALLS	Toyota MR2 Mk2	10	14:53.34	28.81	78.66	1:27.82	8	80.20
11	21	MRB	Ben ROWE	Toyota MR2 Mk1	10	14:57.77	33.24	78.27	1:27.42	3	80.38
12	25	MRB	Clive MORPHETT	Toyota MR2 Mk2	10	14:59.89	35.36	78.09	1:27.67	2	80.16
13	79	MRC	Jonathan GRIMES	Toyota MR2 Mk3	10	15:00.12	35.59	78.07	1:27.82	9	80.02
14	88	MRC	Stuart NICHOLLS	Toyota MR2 Roadster	10	15:16.49	51.96	76.68	1:29.02	8	78.94
15	34	MRB	Jeff HOLDEN	Toyota MR2 Mk2	10	15:16.75	52.22	76.65	1:29.55	3	78.47
16	44	MRB	Luke AUSTIN	Toyota MR2 Mk2	10	15:20.88	56.35	76.31	1:29.51	8	78.51
17	51	MRB	Peter LEWIS	Toyota MR2 Mk2	10	15:33.51	1:08.98	75.28	1:30.85	9	77.35
18	43	MRB	John THORNER	Toyota MR2 Mk2	10	15:34.61	1:10.08	75.19	1:30.00	9	78.08
19	30	MRB	Steve PEGG	Toyota MR2 Mk2	10	15:36.61	1:12.08	75.03	1:30.59	8	77.58
20	14	MRB	David ROWE	Toyota MR2 Mk1	10	15:37.25	1:12.72	74.98	1:30.60	7	77.56
21	45	MRB	Robert WELLS	Toyota MR2 Mk2	10	15:37.36	1:12.83	74.97	1:28.81	9	79.13
22	32	MRB	George HOUGHAM	Toyota MR2 Mk2	10	15:38.02	1:13.49	74.82	1:29.99	10	78.09
23	89	MRC	Michael NICHOLLS	Toyota MR2 Roadster	10	15:39.87	1:15.34	74.77	1:31.06	10	77.17

Not-Classified

50	B	Guy HEFFORD	Toyota MR2 Mk2	7	10:43.08	DNF	76.49	1:24.81	4	82.86
37	B	Michael WELLS	Toyota MR2 Mk2	4	6:05.36	DNF	76.93	1:28.37	2	79.52
99	B	Lee GAMBELL	Toyota MR2 Mk2	4	6:05.92	DNF	78.82	1:27.49	2	80.32
67	B	Lee McKEE	Toyota MR2 Mk2	0		Starter	0.00			

Fastest Lap

68	B	Alexander LENNON	Toyota MR2 Mk2					1:24.59	7	83.07
79	C	Jonathan GRIMES	Toyota MR2 Mk3					1:27.82	9	80.02

Weather / Track: Cloudy / Dry

Start Time : 16:58

Snetterton

19 Sep 10 17:14

Clerk of Course :

A Cox

Time Issued :

17:21

Chief Timekeeper : Terry Stevens

THESE RESULTS REMAIN PROVISIONAL FOR A MINIMUM OF 30 MINUTES FROM THE TIME OF ISSUE AND UNTIL ALL JUDICIAL AND TECHNICAL MATTERS HAVE BEEN SETTLED.

Results produced on HS Sports Timing and Results Systems