



Provisional Qualifying Times - P1

750MC MR2 Super GT Series

Pl	No	Cl	Name	Car	Laps	Time on Lap	Behind	MPH
1	2	A	Simon PHILLIPS	Toyota MR2 Roadster	6	1:51.45	0	76.26
2	35	A	Anthony DAY	Toyota MR2 MK2	8	1:52.06	6	75.51
3	1	A	Patrick MORTELL	Toyota MR2 Roadster	9	1:55.10	7	73.89
4	64	C	Matthew MARSH	Toyota MR2 MK2	10	1:56.12	10	73.11
5	68	C	Alexander LENNON	Toyota MR2 MK2	10	1:56.35	10	72.81
6	23	C	Rob HORSFIELD	Toyota MR2 MK2	9	1:59.22	8	71.55
7	51	C	Peter LEWIS	Toyota MR2 MK2	9	1:54.39	7	68.51
8	27	C	Simon TOPP	Toyota MR2 MK2	8	1:54.52	8	69.32
9	77	C	John WILSON	Toyota MR2 MK2	7	1:54.50	5	69.17
10	67	C	Lee YORKE	Toyota MR2 MK2	9	1:54.02	0	72.57

Exclusions
3 Jonathan WRIGHT

Out of session

Radical PRO6

Not Seen

7 A Simon PHILLIPS

Toyota MR2 Roadster

RACE GRID

750MC MR2 Super GT Series

Race 1

ROW 3			
ROW 5	77	01:41.52C John WILSON	67
ROW 4	51	01:47.38C Peter LEWIS	27
ROW 3	68	01:36.35C Alexander LENNON	23
ROW 2	1	01:55.10C Patrick MORTELL	64
ROW 1	2	01:51.45C Simon PHILLIPS	95

POLE



2nd Best Qualifying Times

750MC MR2 Super GT Series

Pos	No	Cl	Name	Car	Time
1	2	SGA	Simon PHILLIPS	Toyota MR2 Roadster	1:31.51
2	95	SGA	Anthony DAY	Toyota MR2 MK2	1:32.16
3	1	SGA	Patrick MORTELL	Toyota MR2 Roadster	1:32.57
4	68	SGC	Alexander LENNON	Toyota MR2 MK2	1:35.81
5	64	SGC	Matthew MARSH	Toyota MR2 MK2	1:37.00
6	23	SGC	Rob HORSFIELD	Toyota MR2 MK2	1:38.56
7	77	SGC	John WILSON	Toyota MR2 MK2	1:41.70
8	51	SGC	Peter LEWIS	Toyota MR2 MK2	1:41.94
9	27	SGC	Simon TOPP	Toyota MR2 MK2	1:42.61
10	67	SGC	Lee YORKE	Toyota MR2 MK2	1:45.26

Weather: Track: Cloudy, Damp

Start Time: 09:00

Stops: 0

Chief Timekeeper: Terry Stevens

13 Mar 10 09:19

Clips of the race

THESE RESULTS ARE UNOFFICIAL. FOR A VERIFIABLE COPY OF 20 MINUTES FROM THE TIME OF START AND UNTIL ALL JUDICIAL AND TECHNICAL MATTERS HAVE BEEN SETTLED

Results produced on HS-Sports Timing and Results System. Results online at www.750MC.co.uk

RACE GRID

750MC MR2 Super GT Series

Race 8

ROW 5			
ROW 5	27	01:42.51C Simon TOPP	67
ROW 4	77	01:47.73C John WILSON	51
ROW 3	64	01:37.31C Matthew MARSH	23
ROW 2	1	01:56.67C Patrick MORTELL	68
ROW 1	2	01:51.61C Simon PHILLIPS	95

POLE



Provisional Qualifying Times - P2
750MC Kit Car Championship + SR & GT Challenge

Pl	No	Cl	Name	Car	Laps	Time on Lap	Behind	MPH
1	26	EA	Climon DORRELL	Cobra 60 427	9	1:29.83	7	78.23
2	34	SB	Roger DONNAN	Crosley 95	10	1:30.36	6	0.53
3	66	SA	Cheng LIM	RAM SC Cobra	10	1:30.77	5	0.94
4	24	KC	Guy HUSSEY	RAM Sabier	9	1:34.52	9	4.89
5	1	SB	Maria HOBBS	Crosley 95	18	1:34.70	7	4.87
6	5	KB	Ian KEMPSON	MK Indy	9	1:35.11	9	5.28
7	9	KC	Anton LAIDON	Cyano MXS20R	9	1:35.37	9	5.54
8	8	XA	John MOORE	Syva Phoenix	9	1:35.85	9	5.72
9	82	KC	Rob JOHNSTON	Cyano MXS20R	7	1:36.22	5	6.39
10	74	KA	Nathan LEWIS	MNR Vortex	8	1:36.68	5	6.82
11	38	KC	David CALDECOURT	Syva Phoenix	9	1:36.72	7	6.89
12	16	SD	Matthew SMITH	Ginetta G20	9	1:38.85	2	2.82
13	23	KC	Gavin BENHAM	Locost	9	1:40.20	5	10.47
14	10	SC	Peter SMITH	Ginetta G20	9	1:41.25	3	11.42
15	11	SB	Kon CULVERWELL	Lehr 23 Mamba	9	1:41.47	8	11.64
16	6	KA	Nigel BROWN	Syva Phoenix	9	1:42.01	8	12.18
17	39	KC	Chris SCOPES	Fisher Fury	9	1:42.46	7	12.53
18	37	SB	Mike WALKER	Crosley 95	7	1:42.67	6	12.84
19	53	KA	Andy HILEY	Taylor MK2	2	2:30.57	1	1:00.74

Next Starts

35 EA John DICKSON

No.35 - Needs number on side of car

RACE GRID

750MC Kit Car Championship + SR & GT Challenge

Race 2

ROW 10	53	02:30.570	Andy HILEY	35	Sub out to Chris John DICKSON
ROW 9	39	01:42.460	Chris SCOPES	37	01:42.870 Mike WALKER
ROW 8	11	01:42.110	Kon CULVERWELL	6	01:42.110 Nigel BROWN
ROW 7	25	01:43.900	John BENHAM	10	01:41.250 Peter SMITH
ROW 6	38	01:35.720	David CALDECOURT	16	01:35.650 Matthew SMITH
ROW 5	82	01:36.220	Rob JOHNSTON	75	01:35.650 Matthew LEWIS
ROW 4	9	01:36.570	Anton LAIDON	8	01:35.550 John MOORE
ROW 3	1	01:34.730	Maria HOBBS	5	01:35.110 Ian KEMPSON
ROW 2	65	01:50.770	Cheng LIM	24	01:34.620 Guy HUSSEY
ROW 1	26	01:29.830	Climon DORRELL	34	01:30.360 Roger DONNAN

POLE

Weather: Track:

Start Time: 09:23

Chief of Course:

Time issued:

ASX 09:24

13 Mar 10 09:47

Chief Timekeeper: Terry Stevens

Shetterton

THESE RESULTS CAN BE PROVISIONAL FOR A NUMBER OF REASONS AND THE USE OF THESE AND OTHER ALL MOTORIAL AND TECHNICAL MATTERS HAVE BEEN REVIEWED.

Results produced on NB Sports Timing and Results Systems. Results online at www.750MC.co.uk

NB Sports Timing and Results Systems

Printed: 09:40, 13 March 2010

Shetterton



Provisional Qualifying Times - P5 (Session B)

Demon Tweaks / Yokohama Stock Hatch Championship

Pl	No	Cl	Name	Car	Laps	Time on Lap	Bohnd	MPH
1	66		Josh COOK	Citroen C2 VTS	10	1:26.19	8	81.23
2	1		JEFF HARRIS	Peugeot 106 Rallye	10	1:26.73	10	81.02
3	20		Andrew FOLEY	Citroen Saxo VTR	10	1:26.74	9	81.01
4	21		Wayne HARRIS	Citroen Saxo VTR	9	1:26.77	9	80.99
5	56		Joe FERGUSON	Citroen Saxo VTR	9	1:26.85	9	80.91
6	8		Shaun HAGEN	Citroen Saxo VTR	10	1:27.19	10	80.60
7	91		Jan MAYBIN	Citroen Saxo VTR	10	1:27.29	7	80.50
8	7		Andrew TIBBS	Citroen Saxo VTR	10	1:27.41	10	80.39
9	6		Marin WARD	Citroen Saxo VTR	10	1:27.69	10	80.14
10	22		Jason PELOSI	Citroen Saxo VTR	9	1:27.83	8	80.01
11	27		Shaun PIGGOTT	Citroen Saxo VTR	10	1:27.96	9	79.89
12	82		Stuart WINDROW	Citroen Saxo VTR	8	1:28.37	9	79.61
13	40	B	Adam LIGHTING	Ford Fiesta XR2i	10	1:28.09	10	79.68
14	17		Amy BARKER	Citroen Saxo VTR	10	1:29.13	10	78.82
15	46		Liam SARGENT	Citroen Saxo VTR	9	1:29.84	7	78.41
16	45		Daniel GIBSON	Peugeot 106 XS	9	1:29.86	7	78.22
17	59	B	Daniel GIBSON	Ford Fiesta XR2	10	1:30.66	7	77.91
18	87	B	Adam SAUNDERS	Yokohama Nova GT	10	1:30.89	10	77.92
19	88	B	Nick THORNTON-JONES	Citroen Saxo VTR	7	1:31.54	5	76.77
20	31	B	Alan DULY	Ford Fiesta XR2	9	1:32.26	6	76.17
21	38	B	Sarah NISLETT	Peugeot 205 GTi	9	1:32.39	7	76.25
22	43	B	Tony BOTTING	Ford Fiesta XR2i	9	1:33.67	8	74.48
23	30		Neil TROTTER	MG Rover ZR	8	1:34.71	6	74.20
24	45	B	James LAWTON	Citroen Saxo VTR	8	1:35.10	6	73.89
25	23		Kirk DEWELL	Citroen Saxo VTR	9	1:35.20	9	73.95
26	96		Stuart HERRIOTT	Citroen Saxo VTR	7	1:38.00	5	70.98
27	24	B	Robert BENNETT	Ford Fiesta XR2	9	1:41.85	8	68.13

Exclusions

90 B Martin POWDREY

Trace conditions different between devices.

Out of session

Weather / Trace: Bright / Dry

Start Time: 10:33

Chief of Course: R.S.K. 11-29

Time Issued: 10 Mar 10 11:15

Sponsor: Southern

Chief Timekeeper: Terry Stigons

THESE RESULTS SEVEN PROVISIONAL FOR A PERIOD OF 20 MINUTES FROM THE TIME OF SEALS AND UNTIL ALL JUDICIAL AND TECHNICAL MATTERS HAVE BEEN SETTLED.

Results produced on HS Sports Timing and Results Systems. Results online at www.TSRMC.co.uk

RACE GRID

Demon Tweaks / Yokohama Stock Hatch Championship

Race 4 - Heat 2

ROW 14	24	0:41.65C	Robert BENNETT
ROW 13	23	0:42.80Z	Kirk DEWELL
ROW 12	30	0:44.70C	Neil TROTTER
ROW 11	38	0:43.59Z	Sarah NISLETT
ROW 10	88	0:43.54D	Nick THORNTON-JONES
ROW 9	59	0:43.60Z	Daniel GIBSON
ROW 8	62	0:42.80Z	Daniel SPENCER
ROW 7	40	0:42.09D	Adam LIGHTING
ROW 6	27	0:42.96C	Shaun PIGGOTT
ROW 5	6	0:42.89D	Marin WARD
ROW 4	91	0:42.29C	Jan MAYBIN
ROW 3	96	0:42.80Z	Joe FERGUSON
ROW 2	20	0:42.74C	Andrew FOLEY
ROW 1	66	0:42.79D	Josh COOK
POLE			
ROW 1	45	0:41.35Z	James LAWTON
ROW 2	21	0:42.77D	Wayne HARRIS
ROW 3	7	0:42.41D	Andrew TIBBS
ROW 4	8	0:42.15D	Shaun HAGEN
ROW 5	1	0:42.75D	Joe FERGUSON
ROW 6	82	0:42.27D	Liam SARGENT
ROW 7	17	0:42.91D	Amy BARKER
ROW 8	46	0:42.84D	Liam SARGENT
ROW 9	87	0:43.09D	Adam SAUNDERS
ROW 10	31	0:42.28D	Alan DULY
ROW 11	43	0:43.87D	Tony BOTTING
ROW 12	99	0:43.60D	Stuart HERRIOTT

Printed: 11:15, 13 March 2010

HS Sports Timing and Results Systems

England



Provisional Qualifying Times - P4 (Session A)
 Demon Tweaks / Yokohama Stock Hatch
 Championship

Pl	No	Cl	Name	Car	Laps	Time on Lap	Behind	MPH
1	4		Terry ROUGHTON	Citroen Saxo VTR	19	1:28.71	10	79.22
2	36		Craig BELL	Citroen Saxo VTR	10	1:28.94	10	79.01
3	14		Tom MOLYNEUX	Pugeot 106 Rally	10	1:29.00	9	78.96
4	71		James MARSHALL	Citroen Saxo VTR	10	1:29.25	10	78.74
5	53		Andrew TSANG	Pugeot 106 XSI	10	1:29.39	10	78.67
6	61		Trevor BUCKLEY	Citroen Saxo VTR	9	1:29.65	9	78.58
7	9		Carl SWAN	Citroen Saxo VTR	9	1:29.89	9	78.35
8	51		Matt OIGBY	Citroen Saxo VTR	9	1:28.73	8	78.31
9	10		John FARNDON	Citroen Saxo VTR	10	1:30.09	9	78.00
10	92		Patrick FLETCHER	Citroen Saxo VTR	10	1:30.25	9	77.86
11	54		Mauroc HAYDEN	Citroen Saxo VTR	10	1:30.36	10	77.77
12	69		Joel SHIPTON	Citroen Saxo VTR	10	1:30.64	9	77.56
13	72		Jonathan WOOLLEY	Citroen Saxo VTR	9	1:30.61	9	77.50
14	34		Alex KILBEY	Citroen Saxo VTR	9	1:31.47	9	76.83
15	47		Will SARGENT	Pugeot 106 XSI	10	1:31.50	9	76.80
16	55		Rory COOPER	Pugeot 106 XSI	10	1:31.61	10	76.71
17	39		William MORRISLEY	Pugeot 106 Rally	10	1:31.62	10	76.70
18	76		Gareth WRIGHT	Pugeot 106 XSI	9	1:31.72	8	76.62
19	26		Robert THORP	Citroen Saxo VTR	9	1:35.00	9	73.97
20	81		Trevor GREGORY	Citroen Saxo VTR	9	1:36.29	9	72.98
21	39	B	Mark WEBSTER	Ford Fiesta XR2	9	1:36.61	9	72.74
22	37	B	Keith MORGAN	Suzuki Swift GT	9	1:37.24	8	72.27
23	87	B	Matthew STUBINGTON	Pugeot 205 GTI	9	1:38.24	8	71.53
24	33	B	Andy PHILPOTTS	Ford Fiesta XR2	7	1:40.36	6	70.51
25	52		Steve NOBLE	Ford Sport KA	3	1:45.67	3	66.50
26	30	B	Madlyn FOWDREY	Ford Fiesta XR2	2	4:08.98	1	24.28

Notes:

101 Robbie BOON
 41 Bob TILLING

No 81 & 16 - No response

Weather / Track: Cloudy / Damp

Start Time: 10:17

Click of Course:

Time taken: 11:20

Spectator

Click Timekeeper: Terry Stevens

13 Mar 10 10:04

13 Mar 10 10:04

13 Mar 10 10:04

THESE RESULTS REMAIN PROVISIONAL FOR A PERIOD OF 30 MINUTES FROM THE TIME OF LEAVE AND UNTIL ALL SOCIAL AND TECHNICAL MATTERS HAVE BEEN SETTLED.

Results produced on HS Sports Timing and Results Systems. Results online at www.750MC.co.uk

RACE GRID

Demon Tweaks / Yokohama Stock Hatch Championship

Race 3 - Heat 1

ROW	No	Name	Time	No	Name	Time
ROW 14	101	Robbie BOON				
ROW 13	52	Steve NOBLE	01:45.670	90	Madlyn FOWDREY	04:08.660
ROW 12	67	Matthew STUBINGTON	01:38.240	33	Andy PHILPOTTS	01:41.530
ROW 11	35	Mark WEBSTER	01:36.610	37	Keith MORGAN	01:37.240
ROW 10	26	Robert THORP	01:35.000	81	Trevor GREGORY	01:36.290
ROW 9	39	William MORRISLEY	01:31.620	76	Gareth WRIGHT	01:31.720
ROW 8	47	Will SARGENT	01:31.500	55	Rory COOPER	01:31.610
ROW 7	72	Jonathan WOOLLEY	01:30.610	34	Alex KILBEY	01:31.470
ROW 6	54	Mauroc HAYDEN	01:30.360	69	Joel SHIPTON	01:30.660
ROW 5	10	John FARNDON	01:30.090	92	Patrick FLETCHER	01:30.250
ROW 4	9	Carl SWAN	01:29.670	51	Mike D-GY	01:29.750
ROW 3	53	Andrew TSANG	01:29.390	61	Trevor BUCKLEY	01:29.650
ROW 2	14	Terry ROUGHTON	01:28.710	71	James MARSHALL	01:28.940
ROW 1	4	Terry ROUGHTON	01:28.710	36	Craig BELL	01:28.940

POLE

Printed: 10:57, 13 March 2010

HS Sports Timing and Results Systems

Spectator



Provisional Qualifying Times - P6

750MC Formula Vee Championship

Pl	No	Cl	Name	Car	Laps	Time on Lap	Behind	MPH	
1	33		*Ben ANDERSON	GAC 1	12	1:18.79	11	89.19	
2	10		Peter BELSEY	Spyder MK2	11	1:18.90	9	0.11	89.06
3	7		Jake OLIVEIRA	Storm DC07	11	1:19.12	6	0.33	88.82
4	4		Paul SMITH	Dominator 2009	11	1:19.45	8	0.66	88.45
5	5		Declan McDONNELL	GAC 03	11	1:19.64	9	0.85	88.24
6	30	B	Ashley SUTTON	Storm 2007	11	1:19.80	5	1.01	88.06
7	3		Martin FARMER	Sheane	11	1:19.97	5	1.18	87.87
8	6		Dave HODKIN	AHS Dominator	11	1:20.46	5	1.67	87.34
9	55	B	Peter STUDER	Sheane	11	1:20.52	5	1.73	87.27
10	8		Paul TAYLOR	GAC	11	1:21.46	9	2.67	86.27
11	23	B	Ian JORDAN	Sheane	11	1:21.77	11	2.98	85.94
12	46		Tim HILL	AHS Challenger	11	1:23.04	11	4.25	84.62
13	21		David TOWNROW	Leastone	6	1:23.10	5	4.31	84.56
14	99		Gethin JONES	Storm SG09	10	1:23.13	8	4.34	84.53
15	24		Daniel PITCHFORD	Leastone	11	1:23.28	8	4.49	84.38
16	18		*Tim PROBERT	Storm SF1	11	1:23.34	5	4.55	84.32
17	52		Dan BIGHAM	AHS	11	1:23.43	11	4.64	84.23
18	13		Steve OUGH	AHS Dominator	8	1:27.82	2	9.03	80.02
19	26		Peter ANDREWS	Sheane Mk2	10	1:29.97	3	11.18	78.11
20	29	B	Sam ENGINEER	Sheane Mk2	10	1:30.75	9	11.96	77.43
21	28	B	Ben WILLIAMS	Sheane Mk1	5	1:32.64	4	13.85	75.85
22	97	B	Perry TUBB	Pirtek Marauder	3	1:37.00	2	18.21	72.45
23	67		Alan SWAIN	GAC	2	4:20.17	2	3:01.38	27.01

Not-Seen

36	Mike HATTON	AHS Challenger
37	Glyn DAVIES	AHS Challenger

*No 18 - No transponder, No 33 - 2 transponders please remove one.

Weather / Track: Bright / Dry

Start Time : 11:05

Snetterton

13 Mar 10 11:24

Clerk of Course : 	Time Issued : 11:37	Chief Timekeeper : Terry Stevens
---	------------------------	----------------------------------

THESE RESULTS REMAIN PROVISIONAL FOR A MINIMUM OF 30 MINUTES FROM THE TIME OF ISSUE AND UNTIL ALL JUDICIAL AND TECHNICAL MATTERS HAVE BEEN SETTLED.

Results produced on HS Sports Timing and Results Systems. Results online at www.750MC.co.uk



Provisional Qualifying Times - P7
Polleypport / Yokohama SAXMAX Championship

Pl	No	Cl	Name	Car	Laps	Time on Lap	Behind	MPH
1	13		Chris WARBURTON	Citroen Saxo VTR	10	1:28.79	10	78.14
2	4		Aaron TRIGWELL	Citroen Saxo VTR	10	1:29.05	5	78.91
3	9		Zoe WENHAM	Citroen Saxo VTR	10	1:29.11	8	78.86
4	10		Scott MOAKES	Citroen Saxo VTR	9	1:29.21	9	78.77
5	18		Jordan WILLSON	Citroen Saxo VTR	10	1:29.24	5	78.74
6	89		Shane STONEY	Citroen Saxo VTR	10	1:29.40	8	78.60
7	64		Anthony WHORTON-EALES	Citroen Saxo VTR	10	1:29.41	10	78.60
8	96		Myles COLLINS	Citroen Saxo VTR	10	1:29.83	6	78.23
9	96		Shaun CLAY	Citroen Saxo VTR	10	1:29.91	6	78.16
10	15		Ashley DIBDEN	Citroen Saxo VTR	10	1:30.30	7	77.82
11	22		William PLANT	Citroen Saxo VTR	10	1:30.44	10	77.70
12	55		Jordan ANNELLS	Citroen Saxo VTR	10	1:32.24	8	76.18
13	17		William DAVISON	Citroen Saxo VTR	9	1:41.97	6	68.91

Not-Seen

47 Owen HUNTER Citroen Saxo VTR

Weather / Track: Cloudy / Dry

Start Time : 11:28

Snetterton

13 Mar 10 11:46

Clark of Course : <i>Alger 11:51</i>	Time Issued :	Chief Timekeeper : Terry Stevens
---	---------------	----------------------------------

THESE RESULTS REMAIN PROVISIONAL FOR A MINIMUM OF 30 MINUTES FROM THE TIME OF ISSUE AND UNTIL ALL JUDICIAL AND TECHNICAL MATTERS HAVE BEEN SETTLED.

Results produced on HS Sports Timing and Results Systems. Results online at www.750MC.co.uk

Provisional Qualifying Times - P8

750MC Allcomers



P1	No	CI	Name	Car	Laps	Time on Lap	Behind	MPH
1	3		Jonathan WRIGHT	Radical PRO5	11	1:08.34	11	102.87
2	53		Jay WHEALS	Speeds RS	8	1:11.02	8	98.95
3	2		John CUTMORE	Spire GTR	8	1:15.69	5	92.84
4	20		David WALE	BDN S2	11	1:16.57	11	91.77
5	50		TIM HOVERD	Fisher Fury	12	1:18.73	12	91.68
6	7		Doug CARTER	Genesis Evo	10	1:17.14	9	91.10
7	1		Mathew GREEN	Spire GTR	11	1:17.89	9	90.22
8	65		Richard GILMOUR	Mallcock	11	1:19.22	10	88.70
9	21		Russell HENNESSY	Shotsay GT R Spec	11	1:20.12	10	87.71
10	63		Colin CHAPMAN	Fisher Fury	10	1:20.50	10	87.29
11	33		Bob MORTIMER	Fisher Fury	11	1:21.12	9	86.63
12	123		Rob HORSFIELD	Toyota MR2 Mk2	10	1:24.65	5	83.01
13	44		Judi DERISLEY	Fisher Fury	10	1:24.71	9	82.96
14	24		Jordan TRESSON	Nissan 370Z	9	1:28.10	7	79.76
15	88		Mark TSANG	Ford Fiesta	10	1:28.61	5	79.30
16	23		Luca LORENZINI	Nissan 370Z	9	1:28.73	7	79.20
Exclusions								
101	SA		Robbie BOON	Citroen Saxo VTR	Qualified out of session for Races 3 & 12			
35	SA		John DICKSON	RAM SC Cobra	Qualified out of session for Races 2 & 10			
Not-Seen								
66			Steve ROBINSON	Genesis RR				
8			Chris DAWKINS	Global GT Light				

Weather / Track: Cloudy / Dry	Start Time: 11:49	Snettton	13 Mar 10 12:06
Clerk of Course:	Time Issued:	Chief Timekeeper: Terry Stevens	

THESE RESULTS REMAIN PROVISIONAL FOR A MINIMUM OF 30 MINUTES FROM THE TIME OF ISSUE AND UNTIL ALL JUDICIAL AND TECHNICAL MATTERS HAVE BEEN SETTLED.

Results produced on HS Sports Timing and Results Systems. Results online at www.750MC.co.uk



2nd Best Qualifying Times 750MC MR2 Championship

Pos	No	Cl	Name	Car	Time
1	28	B	Zoe CHAPMAN	Toyota MR2 Mk2	1:24.75
2	55	B	Andrei BSGATOV	Toyota MR2 Mk2	1:25.25
3	50	B	Guy HEFFORD	Toyota MR2 Mk2	1:25.48
4	77	B	John WILLSON	Toyota MR2 Mk2	1:25.55
5	35	B	George ROBINSON	Toyota MR2 Mk2	1:25.63
6	28	B	Paul HINSON	Toyota MR2 Mk2	1:25.68
7	68	B	Alexander LENNON	Toyota MR2 Mk2	1:26.18
8	1	B	Mark JESSOP	Toyota MR2 Mk2	1:26.24
9	69	B	John HUTCHINSON	Toyota MR2 Mk2	1:26.44
10	38	B	David BRYANT	Toyota MR2 Mk2	1:26.48
11	64	B	Matthew MARSH	Toyota MR2 Mk2	1:26.80
12	25	B	Clive MORPHETT	Toyota MR2 Mk2	1:27.35
13	42	B	Colin HALLS	Toyota MR2 Mk2	1:27.47
14	73	B	James CROSS	Toyota MR2 Mk2	1:27.58
15	36	B	Robert BARNETT	Toyota MR2 Mk2	1:27.58
16	37	B	Michael WELLS	Toyota MR2 Mk2	1:28.06
17	27	B	Simon TOPP	Toyota MR2 Mk2	1:28.32
18	24	B	Paul HUTSON	Toyota MR2 Mk2	1:28.45
19	58	B	Benjamin HARVEY	Toyota MR2 Mk2	1:28.52
20	22	B	Leo BULLOCK	Toyota MR2 Mk2	1:28.56
21	67	S	Lee MCKEE	Toyota MR2 Mk2	1:28.94
22	79	C	Jonathan GRIMES	Toyota MR2 Mk3	1:29.00
23	26	B	Paul GRIMMETT	Toyota MR2 Mk2	1:29.04
24	84	B	Barry WILLSHER	Toyota MR2 Mk2	1:29.14
25	57	B	Sally MOWLE	Toyota MR2 Mk2	1:29.75
26	51	B	Peter LEWIS	Toyota MR2 Mk2	1:30.04
27	66	B	Leifso ANDERSON	Toyota MR2 Mk2	1:30.60
28	30	B	Steve PEGG	Toyota MR2 Mk2	1:30.84
29	44	B	Luke AUSTIN	Toyota MR2 Mk2	1:31.43
30	88	C	Stuart NICHOLLS	Toyota MR2 Mk3	1:31.88
31	52	C	Damon YLUSUF	Toyota MR2 Mk3	1:33.59
32	32	B	George HOUGHAM	Toyota MR2 Mk2	1:34.25
33	56	B	Teresa BUCKLEY	Toyota MR2 Mk2	1:36.91

14 Mar 10 09:21

Chief Timekeeper:

Time taken:

Clark of Course:

THESE RESULTS REMAIN PROVISIONAL FOR A MINIMUM OF 30 MINUTES FROM THE TIME OF ISSUE

750MC MR2 Championship Race 20

ROW	No	Name	Time	Cl	Name	Time
ROW 18						
ROW 17	56	Teresa BUCKLEY	0:35.010		58	No starting lap Steve LUMLEY
ROW 16	52	Damon YLUSUF	0:33.690		32	George HOUGHAM
ROW 15	44	Luke AUSTIN	0:33.430		88	Stuart NICHOLLS
ROW 14	66	Leifso ANDERSON	0:30.300		30	Steve PEGG
ROW 13	87	Sally MOWLE	0:29.750		51	Peter LEWIS
ROW 12	67	Lee MCKEE	0:29.040		84	Barry WILLSHER
ROW 11	67	Lee MCKEE	0:29.040		79	Jonathan GRIMES
ROW 10	59	Benjamin HARVEY	0:28.520		22	Leo BULLOCK
ROW 9	27	Simon TOPP	0:28.320		24	Paul HUTSON
ROW 8	36	Robert BARNETT	0:27.560		37	Michael WELLS
ROW 7	42	Colin HALLS	0:27.470		23	James CROSS
ROW 6	64	Matthew MARSH	0:26.800		25	Clive MORPHETT
ROW 5	69	Sally MOWLE	0:25.440		38	Damon YLUSUF
ROW 4	68	Alexander LENNON	0:25.180		1	Mark JESSOP
ROW 3	33	George ROBINSON	0:25.550		29	Paul HINSON
ROW 2	50	Guy HEFFORD	0:25.480		77	John WILLSON
ROW 1	28	Zoe CHAPMAN	0:24.750		55	Andrei BSGATOV

POLE



Provisional Qualifying Times - P9 750MC MR2 Championship

Pl	No	Cl	Name	Car	Laps	Time on Lap	Behind	MPH
1	28	B	Zac Chapman	Toyota MR2 MK2	11	1:24.75	7	82.92
2	55	B	Andrii Bogatov	Toyota MR2 MK2	11	1:24.97	10	0.22
3	33	B	George Robinson	Toyota MR2 MK2	10	1:25.25	9	0.50
4	77	B	John Wilson	Toyota MR2 MK2	11	1:25.31	7	0.56
5	50	B	Guy Hefford	Toyota MR2 MK2	11	1:25.40	7	0.65
6	29	B	Paul Hinson	Toyota MR2 MK2	10	1:25.40	10	0.65
7	1	B	Mark Jessop	Toyota MR2 MK2	9	1:25.58	6	0.84
8	38	B	David Bryant	Toyota MR2 MK2	10	1:25.59	6	1.12
9	68	B	Alexander Lennon	Toyota MR2 MK2	11	1:26.17	4	1.42
10	69	B	John Hutchinson	Toyota MR2 MK2	11	1:26.38	10	1.63
11	64	B	Matthew Marsh	Toyota MR2 MK2	10	1:26.48	6	1.73
12	36	B	Robert Barnett	Toyota MR2 MK2	10	1:26.86	7	2.34
13	23	B	James Dross	Toyota MR2 MK2	10	1:27.07	8	2.32
14	25	B	Clive Morphett	Toyota MR2 MK2	11	1:27.11	8	2.36
15	37	B	Michael Wells	Toyota MR2 MK2	10	1:27.32	8	2.57
16	59	B	Benjamin Harvey	Toyota MR2 MK2	10	1:28.13	10	3.38
17	32	B	Lee McKee	Toyota MR2 MK2	10	1:27.85	5	3.20
18	27	B	Simon Tope	Toyota MR2 MK2	10	1:28.28	8	3.47
19	27	B	Simon Tope	Toyota MR2 MK2	10	1:28.28	8	3.47
20	67	B	Lee McKee	Toyota MR2 MK2	9	1:28.31	6	3.56
21	24	B	Paul Hutson	Toyota MR2 MK2	10	1:28.61	10	4.06
22	79	C	Jonathan Grimes	Toyota MR2 MK3	10	1:28.62	6	4.06
23	24	B	Barry Willsner	Toyota MR2 MK2	10	1:28.61	10	4.06
24	28	B	Paul Grimmett	Toyota MR2 MK2	10	1:28.61	10	4.06
25	30	B	Steve Peeg	Toyota MR2 MK2	9	1:28.61	10	4.06
26	87	B	Sam Mowle	Toyota MR2 MK2	10	1:28.74	9	4.39
27	51	B	Paul Lewis	Toyota MR2 MK2	9	1:29.83	4	5.20
28	56	B	Leanne Anderson	Toyota MR2 MK2	10	1:30.06	9	5.31
29	44	B	Luke Austin	Toyota MR2 MK2	6	1:30.44	8	5.69
30	88	C	Stuart Richards	Toyota MR2 MK3	10	1:31.54	9	6.78
31	32	B	George Hougham	Toyota MR2 MK2	9	1:31.81	7	7.06
32	52	C	Orman Yusuf	Toyota MR2 MK2	9	1:32.85	7	8.29
33	56	B	Steve Buckley	Toyota MR2 MK2	9	1:34.06	8	10.11
34	58	B	Steve Lutzley	Toyota MR2 MK2	1	16:36.84	1	14:12.09

47 A Alex Jenkins

Weather: Track: Cloudy, Dry
Start Time: 08:00
Clock of Course: 7:40

14 Nov 10 09:59
Chief Timekeeper: Terry Stevens

THESE RESULTS REMAIN PROVISIONAL FOR A MINIMUM OF 20 MINUTES FROM THE TIME OF ISSUE AND UNTIL ALL DISCUSS AND LEGAL MATTERS HAVE BEEN SETTLED.
Results produced on HS Sports Timing and Results Systems. Results online at www.750MC.co.uk

750MC MR2 Championship Race 11

ROW	No	Cl	Name	Time	MPH
ROW 18	56	B	Tony Buckley	1:24.692	82.92
ROW 17	58	B	Steve Lutzley	1:26.240	82.70
ROW 16	32	B	George Hougham	0:51.910	91.32.980
ROW 15	44	B	Luke Austin	1:30.440	82.37
ROW 14	51	B	Paul Lewis	1:29.550	82.28
ROW 13	30	B	Steve Peeg	1:29.610	82.10
ROW 12	84	B	Barry Willsner	1:22.810	81.38
ROW 11	24	B	Paul Hutson	0:128.410	81.26
ROW 10	27	B	Simon Tope	0:126.220	80.78
ROW 9	22	B	Lee Bullock	1:27.950	80.71
ROW 8	37	B	Michael Wells	1:27.320	80.48
ROW 7	23	B	James Dross	1:27.070	80.47
ROW 6	64	B	Matthew Marsh	1:26.460	79.48
ROW 5	68	B	Alexander Lennon	1:25.730	79.39
ROW 4	1	B	Mark Jessop	1:25.590	79.13
ROW 3	50	B	Guy Hefford	1:25.400	78.82
ROW 2	33	B	George Robinson	1:25.250	78.42
ROW 1	28	B	Zac Chapman	1:24.750	78.31

POLE



Provisional Qualifying Times - P10

AB Performance RGB Championship

Pl	No	Cl	Name	Car	Laps	Time on Lap	Behind	MPH
1	5	A	Derek JONES	Contour Cars RGB	6	1:12.82	5	96.50
2	20	A	David WALE	BDN S2	13	1:15.60	13	92.95
3	2	A	John CUTMORE	Spire GTR	8	1:15.99	7	92.48
4	21	B	Mathew GREEN	Spire GTR	9	1:16.46	9	91.91
5	50	B	Tim HOVERD	Fisher Fury	13	1:16.52	11	91.83
6	32	B	Lee BAVERSTOCK	STM/Rainbird Pheonix	12	1:17.26	9	90.96
7	7	A	Doug CARTER	Genesis Evo	10	1:17.79	7	90.34
8	49	B	Tony GAUNT	Wolfe ZXR	12	1:18.25	8	89.80
9	99	A	James FOWLEY	Fisher Fury	12	1:19.72	10	88.15
10	24	A	James JOHNSON	Fisher Fury	11	1:19.81	9	88.05
11	33	A	Bob MORTIMER	Fisher Fury	12	1:19.92	8	87.93
12	15	C	Austen GREENWAY	Fisher Fury Fireblade	12	1:19.96	12	87.88
13	34	B	Mark SAMMLAND	Fisher Fury	10	1:19.98	8	87.86
14	16	A	James WALKER	Westfield Megabusa	10	1:20.04	6	87.80
15	77	C	Phil ALCOCK	Fireblade	12	1:20.10	12	87.73
16	63	C	Colin CHAPMAN	Fisher Fury	12	1:20.88	10	86.88
17	18	C	Robert GRANT	Fisher Fury	12	1:21.35	10	86.38
18	52	B	Daniel BROMILOW	Fisher Fury	12	1:21.53	7	86.19
19	22	C	Ben BUTLER	Westfield SE	12	1:22.81	8	84.86
20	44	B	Judi DERISLEY	Fisher Fury	12	1:23.46	10	84.20

Not-Seen

23	A	Geoffroy MASON	Spire GTR
42	B	Paul RICKERS	Phoenix
66	A	Jamie ROBINSON	Genesis 2007

Weather / Track:

Start Time : 09:26

Snotterton

14 Mar 10 09:45

Clerk of Course : 	Time Issued : 9:50	Chief Timekeeper : Terry Stevens
--	-----------------------	----------------------------------

THESE RESULTS REMAIN PROVISIONAL FOR A MINIMUM OF 30 MINUTES FROM THE TIME OF ISSUE AND UNTIL ALL JUDICIAL AND TECHNICAL MATTERS HAVE BEEN SETTLED.

Results produced on HS Sports Timing and Results Systems. Results online at www.750MC.co.uk



Provisional Qualifying Times - P11

Premier Choice Group 750 Formula Championship

Pl	No	Cl	Name	Car	Laps	Time on Lap	Behind	MPH
1	65		Roger ROWE	Centaur Mk 20	9	1:22.24	8	85.46
2	97		Nathaniel COOPER	Davis T7	9	1:23.22	7	84.44
3	5		Bill RUTTER	Darvi Mk5	9	1:23.49	8	84.17
4	1		Dave ROBSON	SDAR/83	9	1:23.50	6	84.16
5	4		Chris GOUGH	CGR2 Evo	9	1:25.23	9	82.45
6	42		Marlin KEMP	Racekita Falcon	9	1:25.24	6	82.44
7	70	B	Guy SHEPPARD	ADR 3 GS	8	1:26.41	4	81.32
8	13		Rod HILL	Mystic T4/21	9	1:27.19	6	80.60
9	11	B	*Paul MORRIS	Darvi 92J	8	1:28.10	7	79.76
10	28	B	Alan BUNTER	Shark 8/750	7	1:29.60	6	78.43
11	77	B	Dick HARTLE	Tristesse Mk7	9	1:29.69	7	78.35
12	71		Max SHEPPARD	Sheppard MS750/01	2	1:31.61	2	76.71
13	36	B	Nigel HARVEY	PC Special	8	1:33.09	6	75.49
14	23	B	Paul COLLINS	Darvi Mk5	5	1:41.95	4	68.93

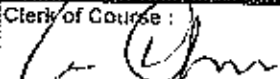
* No 11 - No transponder signal detected

Weather / Track: Bright / Dry

Start Time : 09:51

Snellerton

14 Mar 10 10:06

Clerk of Course : 	Time Issued : 10.16.	Chief Timekeeper : Terry Stevens
---	-------------------------	----------------------------------

THESE RESULTS REMAIN PROVISIONAL FOR A MINIMUM OF 30 MINUTES FROM THE TIME OF ISSUE AND UNTIL ALL JUDICIAL AND TECHNICAL MATTERS HAVE BEEN SETTLED.

Results produced on HS Sports Timing and Results Systems. Results online at www.750MC.co.uk



Provisional Qualifying Times - P12

750MC Formula 4 Championship

Pl	No	Cl	Name	Car	Laps	Time on Lap	Behind	MPH
1	7	A	Robbie WATTS	Van Dieman Raw 09	13	1:09.42	12	101.23
2	4	A	Andrew MINNETT	Van Diemen	12	1:11.28	9	98.59
3	6	A	Malcolm SCOTT	Van Diemen RF00	13	1:12.01	13	97.59
4	31	A	Erwin SMIECH	Van Dieman RM06	12	1:13.10	12	96.13
5	23	A	Chris KITE	Dallara 393	12	1:13.11	9	96.12
6	76	A	Jennifer SCOTT	Van Diemen RF99	10	1:13.62	8	95.45
7	34	C	Martin BYFORD	Van Dieman	9	1:14.35	8	94.52
8	21	B	Clive YORATH	Reynard SF84	12	1:14.71	12	94.06
9	79	A	Oliver SIRRELL	Van Diemen	12	1:15.07	10	93.61
10	24	A	James SIMONS	Mygale SJ99	11	1:15.96	7	92.51
11	83	C	Paul PRESGRAVES	Van Diemen RF98	12	1:16.91	6	91.37
12	32	A2	Matt BELL	Revelation	11	1:19.02	10	88.93
13	71	A	Andrew COCKBURN	Leastone	11	1:19.36	3	88.55
14	33	A2	Paul YOUNG	Revelation	11	1:19.59	10	88.29
15	40	A2	David WOODSWORTH-DALE	Revelation 2009	9	1:26.37	2	81.36
16	88	A2	Michael FRYATT	Revelation 750	4	1:34.18	4	74.61

Not-Seen

44 A2 Tim HARMER Revelation 750

Weather / Track: Cloudy / Dry

Start Time : 10:13

Snetterton

14 Mar 10 10:29

Clerk of Course ; <i>ASG 1037</i>	Time Issued :	Chief Timekeeper : Terry Stevens
--------------------------------------	---------------	----------------------------------

THESE RESULTS REMAIN PROVISIONAL FOR A MINIMUM OF 30 MINUTES FROM THE TIME OF ISSUE AND UNTIL ALL JUDICIAL AND TECHNICAL MATTERS HAVE BEEN SETTLED.

Results produced on HS Sports Timing and Results Systems. Results online at www.750MC.co.uk



Provisional Qualifying Times - P13
Polleysport / Yokohama SAXMAX Championship

Pl	No	Cl	Name	Car	Laps	Time on Lap	Behind	MPH
1	54		Anthony WHORTON-EALES	Citroen Saxo VTR	10	1:28.23	10	79.65
2	89		Shane STONEY	Citroen Saxo VTR	10	1:28.54	10	0.31 79.37
3	10		Scott MOAKES	Citroen Saxo VTR	10	1:28.66	10	0.43 79.26
4	96		Shaun CLAY	Citroen Saxo VTR	10	1:28.98	10	0.75 78.98
5	4		Aaron TRIGWELL	Citroen Saxo VTR	10	1:28.99	8	0.76 78.97
6	13		Chris WARBURTON	Citroen Saxo VTR	10	1:29.18	5	0.95 78.80
7	18		Jordan WILLSON	Citroen Saxo VTR	10	1:29.19	4	0.96 78.79
8	22		William PLANT	Citroen Saxo VTR	10	1:29.28	8	1.05 78.71
9	15		Ashley DIBDEN	Citroen Saxo VTR	10	1:29.72	8	1.49 78.32
10	9		Zoe WENHAM	Citroen Saxo VTR	10	1:29.82	8	1.59 78.24
11	55		Jordan ANNELLS	Citroen Saxo VTR	10	1:31.51	10	3.28 76.79
12	47		Owen HUNTER	Citroen Saxo VTR	10	1:36.34	8	8.11 72.94
13	17		William DAVISON	Citroen Saxo VTR	9	1:37.29	6	9.06 72.23

Not-Seen
95 Myles COLLINS Citroen Saxo VTR

Weather / Track: Bright / Dry
Start Time : 10:34

Snetterton

14 Mar 10 10:51

Clerk of Course: 	Time Issued : 11.16	Chief Timekeeper : Terry Stevens
--	------------------------	----------------------------------

THESE RESULTS REMAIN PROVISIONAL FOR A MINIMUM OF 30 MINUTES FROM THE TIME OF ISSUE AND UNTIL ALL JUDICIAL AND TECHNICAL MATTERS HAVE BEEN SETTLED.

Results produced on HS Sports Timing and Results Systems. Results online at www.750MC.co.uk



Provisional Qualifying Times - P14

750MC Formula Vee Championship

Pl	No	Cl	Name	Car	Laps	Time on Lap	Behind	MPH	
1	3		Martin FARMER	Sheane	12	1:18.40	7	89.63	
2	33		Ben ANDERSON	GAC 1	12	1:18.79	8	89.19	
3	10		Peter BELSEY	Spyder MK2	12	1:18.82	9	89.16	
4	5		Declan McDONNELL	GAC 03	12	1:19.15	7	88.78	
5	30		Ashley SUTTON	Storm 2007	11	1:19.18	10	88.75	
6	55	B	Peter STUDER	Sheane	11	1:19.90	5	87.95	
7	6		Dave HODKIN	AHS Dominator	6	1:19.90	6	87.95	
8	4		Paul SMITH	Dominator 2009	11	1:20.16	6	87.66	
9	99		Gethin JONES	Storm SG09	11	1:20.75	11	87.02	
10	7		Jake OLIVEIRA	Storm DC07	9	1:20.94	9	86.82	
11	21		David TOWNROW	Leystone	11	1:21.14	5	86.61	
12	8		Paul TAYLOR	GAC	11	1:21.17	10	86.57	
13	13		Steve OUGH	AHS Dominator	10	1:21.34	5	86.39	
14	23	B	Ian JORDAN	Sheane	5	1:21.71	5	86.00	
15	52		Dan BRIGHAM	AHS	10	1:22.21	10	85.48	
16	24		Daniel PITCHFORD	Leystone	6	1:22.22	6	85.47	
17	18		Tim PROBERT	Storm SF1	11	1:22.54	5	85.14	
18	36		Mike HATTON	AHS Challenger	9	1:24.96	7	82.71	
19	97	B	Perry TUBB	Pirtek Marauder	11	1:25.52	5	82.17	
20	26		Peter ANDREWS	Sheane Mk2	10	1:28.04	10	79.82	
21	67		Alan SWAIN	GAC	6	1:29.63	3	78.40	
22	28	B	Ben WILLIAMS	Sheane Mk1	4	1:32.11	3	76.29	
23	29	B	Sam ENGINEER	Sheane Mk2	2	3:16.58	2	1:58.18	35.75

Not-Seen

37	Glyn DAVIES	AHS Challenger
46	Tim HILL	AHS Challenger

Weather / Track: Cloudy / Dry

Start Time : 10:56

Snetterton

14 Mar 10 11:13

Clerk of Course : 	Time Issued : 11:20	Chief Timkeeper : Terry Stevens
-----------------------	------------------------	---------------------------------

THESE RESULTS REMAIN PROVISIONAL FOR A MINIMUM OF 30 MINUTES FROM THE TIME OF ISSUE AND UNTIL ALL JUDICIAL AND TECHNICAL MATTERS HAVE BEEN SETTLED.


Results produced on HS Sports Timing and Results Systems. Results online at www.750MC.co.uk

RACE GRID

750MC MR2 Super GT Series

Race 1

ROW 6			
ROW 5	77 01:41.600 John WILSON	67 01:44.020 Lee McKEE	
ROW 4	51 01:41.390 Peter LEWIS	27 01:41.520 Simon TOPP	
ROW 3	68 01:36.380 Alexander LENNON	23 01:38.220 Rob HORSFIELD	
ROW 2	1 01:35.100 Patrick MORTELL	64 01:36.120 Matthew MARSH	
ROW 1	2 01:31.450 Simon PHILLIPS	95 01:33.060 Anthony DAY	
	POLE		



RACE GRID

750MC Kit Car Championship + SR & GT Challenge

Race 2

ROW 10	53 02:30.570 Andy HILEY	35 Subject to CoC John DICKSON
ROW 9	39 01:42.460 Chris SCOPES	37 01:42.670 Mike WALKER
ROW 8	11 01:41.470 Ken CULVERWELL	6 01:42.010 Nigel BROWN
ROW 7	25 01:40.300 Colin BENHAM	10 01:41.250 Peter SMITH
ROW 6	38 01:36.720 David CALDECOURT	16 01:38.650 Matthew SMITH
ROW 5	82 01:36.220 Rob JOHNSTON	75 01:36.650 Matthew LEWIS
ROW 4	9 01:35.370 Anton LANDON	8 01:35.550 John MOORE
ROW 3	1 01:34.700 Mark HOBBS	5 01:35.110 Ian KEMPSON
ROW 2	65 01:30.770 Chang LIM	24 01:34.520 Guy HUSSEY
ROW 1	26 01:29.830 Clinton DORRELL	34 01:30.360 Roger DONNAN

POLE

RACE GRID

Demon Tweeks / Yokohama Stock Hatch Championship

Race 3 - Heat 1

ROW 14	101 Subject to CofC Robbie BOON	
ROW 13	52 01:45.670 Steve NOBLE	90 04:08.990 Martyn FOWDREY
ROW 12	67 01:38.240 Matthew STUBINGTON	33 01:40.380 Andy PHILPOTTS
ROW 11	35 01:36.610 Mark WEBSTER	37 01:37.240 Keith MORGAN
ROW 10	26 01:35.000 Robert THORP	81 01:36.290 Trevor GREGORY
ROW 9	39 01:31.620 William HORNSEY	76 01:31.720 Gareth WRIGHT
ROW 8	47 01:31.500 Will SARGENT	55 01:31.610 Rory COOPER
ROW 7	72 01:30.910 Jonathan WOOLLEY	34 01:31.470 Alex KILBEY
ROW 6	54 01:30.360 Maurice HAYDEN	69 01:30.600 Joel SHIPTON
ROW 5	10 01:30.090 Jake FARDON	92 01:30.250 Patrick FLETCHER
ROW 4	9 01:29.690 Carl SWAN	51 01:29.730 Matt DIGBY
ROW 3	53 01:29.330 Andrew TSANG	61 01:29.650 Trevor BUCKLEY
ROW 2	14 01:29.000 Tom MOLYNEUX	71 01:29.250 James MARSHALL
ROW 1	4 01:28.710 Terry ROUGHTON	36 01:28.940 Craig BELL

POLE

RACE GRID

Demon Tweeks / Yokohama Stock Hatch Championship

Race 4 - Heat 2

ROW 14	24 01:41.650 Robert BENNETT		
ROW 13	23 01:35.800 Kirk DEWELL	99 01:39.000 Stuart HERRIOTT	
ROW 12	30 01:34.710 Neil TROTTER		45 01:35.100 James LAWTON
ROW 11	38 01:33.390 Sarah NIBLETT	43 01:33.670 Terry BOTTING	
ROW 10	88 01:31.540 Nick THORNTON-JONES		31 01:32.260 Alan DULY
ROW 9	59 01:30.860 Daniel GIBSON	87 01:30.890 Adam SAUNDERS	
ROW 8	62 01:29.620 Daniel SPENCER		46 01:29.840 Liam SARGENT
ROW 7	40 01:29.090 Adam LICHTIG	17 01:29.150 Amy BARKER	
ROW 6	27 01:27.960 Shane PIGGOTT		82 01:28.270 Stuart WINDOW
ROW 5	6 01:27.690 Martin WARD	22 01:27.830 Jason PELOSI	
ROW 4	91 01:27.290 Jon MAYBIN		7 01:27.410 Andrew TIBBS
ROW 3	96 01:26.850 Joe FERGUSON	8 01:27.190 Shaun HAGEN	
ROW 2	20 01:26.740 Andrew FOLEY		21 01:26.770 Wayne HARRIS
ROW 1	66 01:26.190 Josh COOK	1 01:26.730 Jeff HUMPHRIES	

POLE

RACE GRID

750MC Formula Vee Championship

Race 5

67	Alan SWAIN	04:20.170
-----------	------------	-----------

28	Ben WILLIAMS	01:32.640
-----------	--------------	-----------

26	Peter ANDREWS	01:29.970
-----------	---------------	-----------

52	Dan BIGHAM	01:23.430
-----------	------------	-----------

24	Daniel PITCHFORD	01:23.280
-----------	------------------	-----------

21	David TOWNROW	01:23.100
-----------	---------------	-----------

23	Ian JORDAN	01:21.770
-----------	------------	-----------

55	Peter STUDER	01:20.520
-----------	--------------	-----------

3	Martin FARMER	01:19.970
----------	---------------	-----------

5	Declan McDONNELL	01:19.640
----------	------------------	-----------

7	Jake OLIVEIRA	01:19.120
----------	---------------	-----------

33	*Ben ANDERSON	01:18.790
-----------	---------------	-----------

36	Mike HATTON	-
-----------	-------------	---

97	Perry TUBB	01:37.000
-----------	------------	-----------

29	Sam ENGINEER	01:30.750
-----------	--------------	-----------

13	Steve OUGH	01:27.820
-----------	------------	-----------

18	*Tim PROBERT	01:23.340
-----------	--------------	-----------

99	Gethin JONES	01:23.130
-----------	--------------	-----------

46	Tim HILL	01:23.040
-----------	----------	-----------

8	Paul TAYLOR	01:21.460
----------	-------------	-----------

6	Dave HODKIN	01:20.460
----------	-------------	-----------

30	Ashley SUTTON	01:19.800
-----------	---------------	-----------

4	Paul SMITH	01:19.450
----------	------------	-----------


10	Peter BELSEY	01:18.900
-----------	--------------	-----------

POLE

RACE GRID

Polleysport / Yokohama SAXMAX Championship

Race 6


ROW 8			
ROW 7	17 01:41.970 William DAVISON		
ROW 6		22 01:30.440 William PLANT	55 01:32.240 Jordan ANNELLS
ROW 5	96 01:29.910 Shaun CLAY		15 01:30.300 Ashley DIBDEN
ROW 4		54 01:29.410 Anthony WHORTON-EAL	95 01:29.830 Myles COLLINS
ROW 3	18 01:29.240 Jordan WILLSON		89 01:29.400 Shane STONEY
ROW 2		9 01:29.110 Zoe WENHAM	10 01:29.210 Scott MOAKES
ROW 1	13 01:28.790 Chris WARBURTON		4 01:29.050 Aaron TRIGWELL
POLE			
			

RACE GRID

750MC Allcomers

Race 7

ROW 8	88 01:28.610 Mark TSANG	23 01:28.730 Luca LORENZINI
ROW 7	44 01:24.710 Judi DERISLEY	24 01:28.100 Jordan TRESSON
ROW 6	33 01:21.120 Bob MORTIMER	123 01:24.650 Rob HORSFIELD
ROW 5	21 01:20.120 Russell HENNESSY	63 01:20.500 Colin CHAPMAN
ROW 4	1 01:17.890 Matthew GREEN	65 01:19.220 Richard GILMOUR
ROW 3	50 01:16.730 Tim ROVERD	7 01:17.140 Doug CARTER
ROW 2	2 01:15.890 John CUTMORE	20 01:16.570 David WALE
ROW 1	3 01:08.310 Jonathan WRIGHT	53 01:11.020 Jay WHEALS
POLE		



RACE GRID

750MC MR2 Super GT Series

Race 8

ROW 6

ROW 5

ROW 4

ROW 3

ROW 2

ROW 1

27 01:42.610
Simon TOPP

67 01:46.260
Lee McKEE

77 01:41.700
John WILSON

51 01:41.940
Peter LEWIS

64 01:37.000
Matthew MARSH

23 01:38.560
Rob HORSFIELD

1 01:36.570
Patrick MORTELL

68 01:36.610
Alexander LENNON

2 01:31.510
Simon PHILLIPS

95 01:33.160
Anthony DAY

POLE

Demon Tweeks / Yokohama Stock Hatch Championship

Race 9 - Final

ROW 20		
ROW 19	45 James LAWTON	72 Jonathan WOOLLEY
ROW 18	38 Sarah NIBLETT	81 Trevor GREGORY
ROW 17	87 Adam SAUNDERS	35 Mark WEBSTER
ROW 16	62 Daniel SPENCER	47 Will SARGENT
ROW 15	46 Liam SARGENT	39 William HORNSEY
ROW 14	17 Amy BARKER	34 Alex KILBEY
ROW 13	82 Stuart WINDOW	101 Robbie BOON
ROW 12	6 Martin WARD	14 Tom MOLYNEUX
ROW 11	40 Adam LICHTIG	33 Andy PHILPOTTS
ROW 10	27 Shane PIGGOTT	10 Jake FARNDON
ROW 9	91 Jon MAYBIN	69 Joel SHIPTON
ROW 8	88 Nick THORNTON-JONES	92 Patrick FLETCHER
ROW 7	22 Jason PELOSI	54 Maurice HAYDEN
ROW 6	20 Andrew FOLEY	4 Terry ROUGHTON
ROW 5	8 Shaun HAGEN	76 Gareth WRIGHT
ROW 4	21 Wayne HARRIS	51 Matt DIGBY
ROW 3	96 Joe FERGUSON	71 James MARSHALL
ROW 2	66 Josh COOK	9 Carl SWAN
ROW 1	1 Jeff HUMPHRIES	36 Craig BELL

POLE

RESERVES in order: 31 67 30 52 43 37 23 63 99 90 24

RACE GRID

750MC Kit Car Championship + SR & GT Challenge

Race 10

ROW 10	53 06:17.960 Andy HILEY	35 Subject to Co/C John DICKSON
ROW 9	11 01:42.940 Ken CULVERWELL	37 01:43.260 Mike WALKER
ROW 8	6 01:42.570 Nigel BROWN	39 01:42.680 Chris SCOPES
ROW 7	25 01:40.400 Colin BENIAM	10 01:41.590 Peter SMITH
ROW 6	8 01:38.900 John MOORE	16 01:39.690 Matthew SMITH
ROW 5	38 01:37.220 David CALDECOURT	9 01:37.290 Anton LANDON
ROW 4	75 01:36.750 Matthew LEWIS	5 01:37.120 Ian KEMPSON
ROW 3	24 01:35.280 Guy HUSSEY	82 01:36.450 Rob JOHNSTON
ROW 2	26 01:31.280 Clinton DORRELL	1 01:34.900 Mark HOBBS
ROW 1	34 01:30.580 Roger DONNAN	65 01:30.940 Cheng LIM

POLE

750MC MR2 Championship

Race 11

ROW 18			
ROW 17	56 01:34.860 Teresa BUCKLEY		58 01:36.840 Steve LUMLEY
ROW 16		32 01:31.810 George FLOUGHAM	52 01:32.980 Osman YUSUF
ROW 15	44 01:30.440 Luke AUSTIN		88 01:31.540 Stuart NICHOLLS
ROW 14		51 01:29.950 Peter LEWIS	66 01:30.060 Louise ANDERSON
ROW 13	30 01:29.610 Steve PEGG		87 01:29.740 Sam MOWLE
ROW 12		84 01:28.810 Barry WILLISHER	26 01:28.930 Paul GRIMMETT
ROW 11	24 01:28.410 Paul HUTSON		79 01:28.620 Jonathan GRIMES
ROW 10		27 01:28.220 Simon TOPP	67 01:28.310 Lee McKEE
ROW 9	22 01:27.950 Lee BULLOCK		59 01:28.130 Benjamin HARVEY
ROW 8		37 01:27.320 Michael WELLS	42 01:27.330 Colin HALLS
ROW 7	23 01:27.070 James CROSS		25 01:27.110 Clive MORPHETT
ROW 6		64 01:26.480 Matthew MARSH	36 01:26.990 Robert BARNETT
ROW 5	68 01:26.170 Alexander LENNON		69 01:26.380 John HUTCHINSON
ROW 4		1 01:25.590 Mark JESSOP	38 01:25.930 David BRYANT
ROW 3	50 01:25.400 Guy HEFFORD		29 01:25.400 Paul HINSON
ROW 2		33 01:25.250 George ROBINSON	77 01:25.310 John WILSON
ROW 1	28 01:24.750 Zac CHAPMAN		55 01:24.970 Andrei BGATOV

POLE

RACE GRID

Demon Tweeks / Yokohama Stock Hatch Championship

Race 12 - Heat 1

ROW 14		101 Subject to Co/C Robbie BOON	
ROW 13	52 01:47.310 Steve NOBLE		90 06:26.480 Martyn FOWDREY
ROW 12		81 01:38.620 Trevor GREGORY	33 01:42.970 Andy PHILPOTTS
ROW 11	37 01:37.890 Keith MORGAN		67 01:39.250 Matthew STUBINGTON
ROW 10		26 01:36.260 Robert THORP	35 01:36.770 Mark WEBSTER
ROW 9	55 01:32.750 Rory COOPER		39 01:32.790 William HORNSEY
ROW 8		72 01:32.330 Jonathan WOOLLEY	76 01:32.370 Gareth WRIGHT
ROW 7	47 01:32.080 Will SARGENT		34 01:32.230 Alex KILBEY
ROW 6		61 01:31.080 Trevor BUCKLEY	92 01:31.480 Patrick FLETCHER
ROW 5	9 01:30.600 Carl SWAN		69 01:30.630 Joel SHIPTON
ROW 4		71 01:30.450 James MARSHALL	54 01:30.530 Maurice HAYDEN
ROW 3	4 01:30.100 Terry ROUGHTON		10 01:30.410 Jake FARNDON
ROW 2		51 01:29.890 Matt DIGBY	53 01:29.920 Andrew TSANG
ROW 1	14 01:29.370 Tom MOLYNEUX		36 01:29.500 Craig BELL

POLE

RACE GRID

Demon Tweeks / Yokohama Stock Hatch Championship

Race 13 - Heat 2

ROW 14		24 01:41.770 Robert BENNETT		
ROW 13	23 01:36.290 Kirk DEWELL		99 01:39.760 Stuart HERRIOTT	
ROW 12		30 01:35.090 Neil TROTTER		45 01:35.210 James LAWTON
ROW 11	38 01:33.770 Sarah NIBLETT		43 01:33.910 Tery BOTTING	
ROW 10		31 01:32.530 Alan DULY		88 01:33.590 Nick THORNTON-JONES
ROW 9	59 01:30.930 Daniel GIBSON		87 01:32.040 Adam SAUNDERS	
ROW 8		62 01:29.950 Daniel SPENCER		46 01:29.970 Liam SARGENT
ROW 7	40 01:29.120 Adam LICHTIG		17 01:29.310 Amy BARKER	
ROW 6		27 01:28.550 Shane PIGGOTT		82 01:28.660 Stuart WINDOW
ROW 5	6 01:28.080 Martin WARD		22 01:28.490 Jason PELOSI	
ROW 4		20 01:27.550 Andrew FOLEY		21 01:27.810 Wayne HARRIS
ROW 3	8 01:27.440 Shaun HAGEN		91 01:27.450 Jon MAYBIN	
ROW 2		96 01:26.880 Joe FERGUSON		7 01:27.440 Andrew TIBBS
ROW 1	66 01:26.450 Josh COOK		1 01:26.840 Jeff HUMPHRIES	


POLE

RACE GRID

AB Performance RGB Championship

Race 14

ROW 10	22 01:22.810 Ben BUTLER	44 01:23.460 Judi DERISLEY
ROW 9	18 01:21.350 Robert GRANT	52 01:21.530 Daniel BROMLOW
ROW 8	77 01:20.100 Phil ALCOCK	63 01:20.880 Colin CHAPMAN
ROW 7	34 01:19.980 Mark SAMMLAND	16 01:20.040 James WALKER
ROW 6	33 01:19.920 Bob MORTIMER	15 01:19.960 Austen GREENWAY
ROW 5	99 01:19.720 James FOWLEY	24 01:19.810 James JOHNSON
ROW 4	7 01:17.790 Doug CARTER	49 01:18.250 Tony GAUNT
ROW 3	50 01:18.520 Tim HOVERD	32 01:17.260 Lee BAVERSTOCK
ROW 2	2 01:15.990 John CUTMORE	21 01:16.460 Mathew GREEN
ROW 1	5 01:12.820 Derek JONES	20 01:15.600 David WALE
POLE		




RACE GRID

Premier Choice Group 750 Formula Championship

Race 15

ROW 8			
ROW 7	36 01:33.090 Nigel HARVEY	23 01:41.950 Paul COLLINS	
ROW 6		77 01:29.690 Dick HARTLE	71 01:31.610 Max SHEPPARD
ROW 5	11 01:28.100 Paul MORRIS	28 01:29.600 Alan BUNTER	
ROW 4		70 01:26.410 Guy SHEPPARD	13 01:27.190 Rod HILL
ROW 3	4 01:25.230 Chris GOUGH	42 01:25.240 Martin KEMP	
ROW 2		5 01:23.490 Bill RUTTER	1 01:23.500 Dave ROBSON
ROW 1	55 01:22.240 Roger ROWE	97 01:23.220 Nathaniel COOPER	
POLE			



RACE GRID

750MC Formula 4 Championship

Race 16

40 David WOODSWORTH-D 01:26.370

71 Andrew COCKBURN 01:19.360

83 Paul PRESGRAVES 01:16.910

79 Oliver SIRRELL 01:15.070

34 Martin BYFORD 01:14.350

23 Chris KITE 01:13.110

6 Malcolm SCOTT 01:12.010

7 Robbie WATTS 01:09.420

88 Michael FRYATT 01:34.180

33 Paul YOUNG 01:19.590

32 Matt BELL 01:19.020

24 James SIMONS 01:15.960

21 Clive YORATH 01:14.710

76 Jennifer SCOTT 01:13.620

31 Erwin SMIECH 01:13.100


4 Andrew MINNETT 01:11.280

POLE

RACE GRID

Polleypport / Yokohama SAXMAX Championship

Race 17

ROW 8			
ROW 7	17 01:37.290 William DAVISON		
ROW 6	55 01:31.510 Jordan ANNELLS		47 01:36.340 Owen HUNTER
ROW 5	15 01:29.720 Ashley DIBDEN	9 01:29.820 Zoe WENHAM	
ROW 4		18 01:29.180 Jordan WILSON	22 01:29.280 William PLANT
ROW 3	4 01:28.990 Aaron TRIGWELL	13 01:29.180 Chris WARBURTON	
ROW 2		10 01:28.660 Scott MOAKES	96 01:28.980 Shaun CLAY
ROW 1	54 01:28.230 Anthony WHORTON-EAL	89 01:28.540 Shane STONEY	
POLE			
			

RACE GRID

750MC Formula Vee Championship

Race 18

29 Sam ENGINEER	03:16.580		
67 Alan SWAIN	01:29.630	28 Ben WILLIAMS	01:32.110
97 Perry TUBB	01:25.520	26 Peter ANDREWS	01:28.040
18 Tim PROBERT	01:22.540	36 Mike HATTON	01:24.960
52 Dan BRIGHAM	01:22.210	24 Daniel PITCHFORD	01:22.220
13 Steve OUGHT	01:21.340	23 Ian JORDAN	01:21.710
21 David TOWNROW	01:21.140	8 Paul TAYLOR	01:21.170
99 Gethin JONES	01:20.750	7 Jake OLIVEIRA	01:20.940
6 Dave HODKIN	01:19.900	4 Paul SMITH	01:20.160
30 Ashley SUTTON	01:19.180	55 Peter STUDER	01:19.900
10 Peter BELSEY	01:18.820	5 Declan McDONNELL	01:19.150
3 Martin FARMER	01:18.400	33 Ben ANDERSON	01:18.790

POLE

RACE GRID

750MC Formula Vee Championship

Race 18

29	Sam ENGINEER	03:16.580
-----------	--------------	-----------

67	Alan SWAIN	01:29.630
-----------	------------	-----------

97	Perry TUBB	01:26.520
-----------	------------	-----------

18	Tim PROBERT	01:22.540
-----------	-------------	-----------

52	Dan BRIGHAM	01:22.210
-----------	-------------	-----------

13	Steve OUGH	01:21.340
-----------	------------	-----------

21	David TOWNROW	01:21.140
-----------	---------------	-----------

99	Gethin JONES	01:20.750
-----------	--------------	-----------

6	Dave HODKIN	01:19.900
----------	-------------	-----------

30	Ashley SUTTON	01:19.180
-----------	---------------	-----------

10	Peter BELSEY	01:18.820
-----------	--------------	-----------

3	Martin FARMER	01:18.400
----------	---------------	-----------

28	Ben WILLIAMS	01:32.110
-----------	--------------	-----------

26	Peter ANDREWS	01:28.040
-----------	---------------	-----------

36	Mike HATTON	01:24.960
-----------	-------------	-----------

24	Daniel PITCHFORD	01:22.220
-----------	------------------	-----------

23	Ian JORDAN	01:21.710
-----------	------------	-----------

8	Paul TAYLOR	01:21.170
----------	-------------	-----------

7	Jake OLIVEIRA	01:20.940
----------	---------------	-----------

4	Paul SMITH	01:20.160
----------	------------	-----------

55	Peter STUDER	01:19.900
-----------	--------------	-----------

5	Declan McDONNELL	01:19.150
----------	------------------	-----------

33	Ben ANDERSON	01:18.790
-----------	--------------	-----------

POLE

Demon Tweaks / Yokohama Stock Hatch Championship

Race 19 - Final

ROW 20		
ROW 19	30 Neil TROTTER	67 Matthew STUBINGTON
ROW 18	31 Alan DULY	52 Steve NOBLE
ROW 17	23 Kirk DEWELL	35 Mark WEBSTER
ROW 16	38 Sarah NIBLETT	81 Trevor GREGORY
ROW 15	46 Liam SARGENT	71 James MARSHALL
ROW 14	62 Daniel SPENCER	72 Jonathan WOOLLEY
ROW 13	40 Adam LICHTIG	39 William HORNSEY
ROW 12	17 Amy BARKER	55 Rory COOPER
ROW 11	27 Shane PIGGOTT	101 Robbio BOON
ROW 10	82 Stuart WINDOW	47 Will SARGENT
ROW 9	88 Nick THORNTON-JONES	14 Tom MOLYNEUX
ROW 8	22 Jason PELOSI	69 Joel SHIPTON
ROW 7	21 Wayne HARRIS	53 Andrew TSANG
ROW 6	20 Andrew FOLEY	10 Jake FARNDON
ROW 5	7 Andrew TIBBS	61 Trevor BUCKLEY
ROW 4	8 Shaun HAGEN	76 Gareth WRIGHT
ROW 3	96 Joe FERGLISON	9 Carl SWAN
ROW 2	1 Jeff HUMPHRIES	92 Patrick FLETCHER
ROW 1	66 Josh COOK	4 Terry ROUGHTON

POLE

RESERVES in order: 45 37 43 34 99 51 24

750MC MR2 Championship

Race 20

ROW 18			
ROW 17	56 01:36.310 Teresa BUCKLEY		58 No second lap Steve LUMLEY
ROW 16		52 01:33.590 Osman YUSUF	32 01:34.290 George HOUGHAM
ROW 15	44 01:31.430 Luka AUSTIN		88 01:31.880 Stuart NICHOLLS
ROW 14		66 01:30.600 Louise ANDERSON	30 01:30.840 Steve PEGG
ROW 13	87 01:29.750 Sam MOWLE		51 01:30.040 Peter LEWIS
ROW 12		26 01:29.040 Paul GRIMMETT	84 01:29.140 Barry WILLSHER
ROW 11	67 01:28.940 Lee MCKEE		79 01:29.000 Jonathan GRIMES
ROW 10		59 01:28.520 Benjamin HARVEY	22 01:28.560 Lee BULLOCK
ROW 9	27 01:28.320 Simon TOPP		24 01:28.450 Paul HUTSON
ROW 8		36 01:27.500 Robert BARNETT	37 01:28.060 Michael WELLS
ROW 7	42 01:27.470 Colin HALLS		23 01:27.560 James CROSS
ROW 6		64 01:26.800 Matthew MARSH	25 01:27.350 Clive MORPHETT
ROW 5	69 01:26.440 John HUTCHINSON		38 01:26.480 David BRYANT
ROW 4		68 01:26.190 Alexander LENNON	1 01:26.240 Mark JESSOP
ROW 3	33 01:25.630 George ROBINSON		29 01:25.690 Paul HINSON
ROW 2		50 01:25.490 Guy HEFFORD	77 01:25.510 John WILSON
ROW 1	28 01:24.780 Zac CHAPMAN		55 01:25.250 Andrei BGATOV

POLE



Provisional Results - Race 1

750MC MR2 Super GT Series

Pl	No	Cl	Name	Car	Laps	Time	Behind	MPH	Best Lap on	MPH
1	2	A	Simon PHILLIPS	Toyota MR2 Roadster	11	15:04.60		85.45	1:20.46	4 87.34
2	1	A	Patrick MORTELL	Toyota MR2 Roadster	11	15:26.29	21.69	83.45	1:22.30	4 85.39
3	23	B	Rob HORSFIELD	Toyota MR2 Mk2	11	15:52.72	48.12	81.14	1:22.92	8 84.75
4	77	C	John WILSON	Toyota MR2 Mk2	11	16:11.20	1:06.60	79.59	1:26.11	5 81.61
5	68	C	Alexander LENNON	Toyota MR2 Mk2	11	16:13.79	1:09.19	79.38	1:27.00	10 80.77
6	64	C	Matthew MARSH	Toyota MR2 Mk2	11	16:20.66	1:16.06	78.82	1:27.36	6 80.44
7	67	C	Lee McKEE	Toyota MR2 Mk2	10	15:13.41	1 Lap	76.93	1:29.16	10 78.82
8	51	C	Peter LEWIS	Toyota MR2 Mk2	10	15:17.03	1 Lap	76.63	1:28.56	2 79.35
9	27	C	Simon TOPP	Toyota MR2 Mk2	10	15:17.04	1 Lap	76.63	1:28.37	2 79.52

Not-Classified

95	A	Anthony DAY	Toyota MR2 Mk2	6	9:39.19	DNF	72.80	1:23.03	3 84.63
----	---	-------------	----------------	---	---------	-----	-------	---------	---------

Fastest Lap

2	A	Simon PHILLIPS	Toyota MR2 Roadster					1:20.46	4 87.34 Rec
23	B	Rob HORSFIELD	Toyota MR2 Mk2					1:22.92	8 84.75 Rec
77	C	John WILSON	Toyota MR2 Mk2					1:26.11	5 81.61 Rec

Weather / Track: Cloudy / Dry

Start Time : 12:59

Snetterton

13 Mar 10 13:15

Clerk of Course:

Time issued :

13.35

Chief Timekeeper : Terry Stevens

THESE RESULTS REMAIN PROVISIONAL FOR A MINIMUM OF 30 MINUTES FROM THE TIME OF ISSUE AND UNTIL ALL JUDICIAL AND TECHNICAL MATTERS HAVE BEEN SETTLED

Results produced on HS Sports Timing and Results Systems. Results online at www.750MC.co.uk



Provisional Results - Race 2

750MC Kit Car Championship + SR & GT Challenge

Pl	No	Cl	Name	Car	Laps	Time	Behind	MPH	Best Lap on	MPH	
1	34	SB	Roger DONNAN	Crossle 9S	15	19:35.75		89.65	1:15.89	14	92.60
2	1	SB	Mark HOBBS	Crossle 9S	15	19:42.05	6.30	89.17	1:16.51	6	91.85
3	75	KA	Matthew LEWIS	MNR Vortx	15	20:09.85	34.10	87.12	1:19.31	7	88.60
4	8	KA	John MOORE	Sylva Phoenix	15	20:22.92	47.17	86.19	1:19.15	8	88.78
5	38	KC	David CALDECOURT	Sylva Phoenix	15	20:24.77	49.02	86.06	1:20.17	13	87.65
6	5	KB	Ian KEMPSON	MK Indy	15	20:41.26	1:05.51	84.92	1:20.66	14	87.12
7	53	KA	Andy HILEY	Taydec Mk2	15	20:42.86	1:07.11	84.81	1:19.98	13	87.86
8	6	KA	Nigel BROWN	Sylva Phoenix	15	20:43.22	1:07.47	84.79	1:20.63	7	87.15
9	9	KC	Anton LANDON	Cyana MX500R	15	20:48.82	1:13.07	84.41	1:21.00	14	86.76
10	11	SB	Ken CULVERWELL	Lotus 23 Mamba	14	19:56.67	1 Lap	82.21	1:22.56	8	85.12
11	39	KC	Chris SCOPES	Fisher Fury	14	20:02.91	1 Lap	81.79	1:22.80	9	84.87
12	25	KC	Colin BENHAM	Locost	14	20:11.48	1 Lap	81.21	1:23.89	9	83.77
13	10	SC	Peter SMITH	Ginetta G20	14	20:30.91	1 Lap	79.93	1:26.13	7	81.59
14	37	SB	Mike WALKER	Crossle 9S	14	20:31.27	1 Lap	79.90	1:21.57	11	86.15
15	16	SD	Matthew SMITH	Ginetta G20	14	20:45.12	1 Lap	79.01	1:26.41	13	81.32

Not-Classified

35	SA	John DICKSON	RAM SC Cobra	14	18:15.93	DNF	89.77	1:15.70	10	92.83
24	KC	Guy HUSSEY	RAW Striker	4	7:11.40	DNF	65.16	1:22.47	3	85.21
65	SA	Cheng LIM	RAM SC Cobra	2	3:07.07	DNF	75.13	1:27.61	1	80.21
26	SA	Clinton DORRELL	Cobra GD 427	1	1:38.56	DNF	71.30	1:38.56	1	71.30
82	KC	Rob JOHNSTON	Cyana MX500R	1	15:45.80	DNF	7.43	15:45.80	1	7.43

Fastest Lap

35	SA	John DICKSON	RAM SC Cobra					1:15.70	10	92.83	Rec
34	SB	Roger DONNAN	Crossle 9S					1:15.89	14	92.60	Rec
8	KA	John MOORE	Sylva Phoenix					1:19.15	8	88.78	
38	KC	David CALDECOURT	Sylva Phoenix					1:20.17	13	87.65	
5	KB	Ian KEMPSON	MK Indy					1:20.66	14	87.12	
10	SC	Peter SMITH	Ginetta G20					1:26.13	7	81.59	
16	SD	Matthew SMITH	Ginetta G20					1:26.41	13	81.32	

No 35 - transponder stopped working after a few laps

Weather / Track: Cloudy / Dry

Start Time : 13:24

Snetterton

13 Mar 10 13:51

Clerk of Course :

Time Issued :

13.58.

Chief Timekeeper : Terry Stevens

THESE RESULTS REMAIN PROVISIONAL FOR A MINIMUM OF 30 MINUTES FROM THE TIME OF ISSUE AND UNTIL ALL JUDICIAL AND TECHNICAL MATTERS HAVE BEEN SETTLED

Results produced on HS Sports Timing and Results Systems. Results online at www.750MC.co.uk



Provisional Results - Race 4 - Heat 2

Demon Tweeks / Yokohama Stock Hatch Championship

Pl	No	Cl	Name	Car	Laps	Time	Behind	MPH	Best Lap on	MPH
1	1		Jeff HUMPHRIES	Peugeot 106 Rallye	10	14:29.82		80.79	1:25.40	6 82.29
2	66		Josh COOK	Citroen Saxo VTR	10	14:33.40	3.58	80.46	1:25.40	6 82.29
3	96		Joe FERGUSON	Citroen Saxo VTR	10	14:36.40	6.58	80.18	1:26.17	4 81.55
4	21		Wayne HARRIS	Citroen Saxo VTR	10	14:37.24	7.42	80.11	1:26.38	9 81.35
5	8		Shaun HAGEN	Citroen Saxo VTR	10	14:37.59	7.77	80.07	1:26.28	10 81.45
6	20		Andrew FOLEY	Citroen Saxo VTR	10	14:39.36	9.54	79.91	1:26.55	8 81.19
7	22		Jason PELOSI	Citroen Saxo VTR	10	14:41.58	11.76	79.71	1:26.84	7 80.92
8	88		Nick THORNTON-JONES	Citroen Saxo VTR	10	14:45.31	15.49	79.38	1:26.75	10 81.01
9	91		Jon MAYBIN	Citroen Saxo VTR	10	14:45.74	15.92	79.34	1:25.81	10 81.89
10	27		Shane PIGGOTT	Citroen Saxo VTR	10	14:50.35	20.53	78.93	1:27.13	9 80.65
11	40	B	Adam LICHTIG	Ford Fiesta XR2i	10	14:55.95	26.13	78.43	1:27.70	3 80.13
12	6		Martin WARD	Citroen Saxo VTR	10	14:56.40	26.58	78.39	1:27.74	3 80.09
13	82		Stuart WINDOW	Citroen Saxo VTR	10	14:56.90	27.08	78.35	1:27.58	7 80.24
14	17		Amy BARKER	Citroen Saxo VTR	10	15:08.56	38.74	77.34	1:29.03	5 78.93
15	46		Liam SARGENT	Peugeot 106 XSi	10	15:09.50	39.68	77.26	1:28.89	5 79.06
16	62		Daniel SPENCER	Citroen Saxo VTR	10	15:18.65	48.83	76.49	1:30.17	4 77.93
17	87	B	Adam SAUNDERS	Vauxhall Nova GTE	10	15:19.72	49.90	76.41	1:29.47	10 78.54
18	38	B	Sarah NIBLETT	Peugeot 205 GTi	10	15:32.58	1:02.76	75.35	1:31.10	7 77.14
19	45	B	James LAWTON	Ford Fiesta XR2	10	15:36.51	1:06.69	75.04	1:31.38	7 76.90
20	31	B	Alan DULY	Ford Fiesta XR2	10	15:42.50	1:12.68	74.56	1:31.80	9 76.55
21	30		Neil TROTTER	MG Rover ZR	10	15:43.43	1:13.61	74.49	1:31.76	7 76.58
22	43	B	Terry BOTTING	Ford Fiesta XR2i	10	15:54.38	1:24.56	73.63	1:33.28	6 75.33
23	23		Kirk DEWELL	Citroen Saxo VTR	10	16:00.66	1:30.84	73.15	1:33.67	6 75.02
24	99		Stuart HERRIOTT	Citroen Saxo VTR	9	14:52.94	1 Lap	70.83	1:35.51	6 73.58
25	24	B	Robert BENNETT	Ford Fiesta XR2	9	15:33.38	1 Lap	67.76	1:41.19	4 69.45

Not-Classified

7			Andrew TIBBS	Citroen Saxo VTR	9	13:19.15	DNF	79.14	1:26.97	7 80.80
59	B		Daniel GIBSON	Ford Fiesta XR2	0		Starter	0.00		

Fastest Lap

1			Jeff HUMPHRIES	Peugeot 106 Rallye				1:25.40	6	82.29 Rec
66			Josh COOK	Citroen Saxo VTR				1:25.40	6	82.29 Rec
40	B		Adam LICHTIG	Ford Fiesta XR2i				1:27.70	3	80.13

Weather / Track: Cloudy / Dry

Start Time : 14:47

Snetterton

13 Mar 10 15:03

Clerk of Course :

Time Issued :

Chief Timekeeper : Terry Stevens

AJG 15:26

THESE RESULTS REMAIN PROVISIONAL FOR A MINIMUM OF 30 MINUTES FROM THE TIME OF ISSUE AND UNTIL ALL JUDICIAL AND TECHNICAL MATTERS HAVE BEEN SETTLED

Results produced on HS Sports Timing and Results Systems. Results online at www.750MC.co.uk



Provisional Results - Race 5

750MC Formula Vee Championship

Pl	No	Cl	Name	Car	Laps	Time	Behind	MPH	Best Lap on	MPH
1	33		Ben ANDERSON	GAC 1	11	14:50.51		86.80	1:19.09	8 88.85
2	5		Declan McDONNELL	GAC 03	11	14:55.28	4.77	86.34	1:19.74	6 88.13
3	10		Peter BELSEY	Spyder MK2	11	14:55.34	4.83	86.34	1:19.12	6 88.82
4	4		Paul SMITH	Dominator 2009	11	14:55.61	5.10	86.31	1:19.13	8 88.81
5	7		Jake OLIVEIRA	Storm DC07	11	14:56.85	6.34	86.19	1:19.99	6 87.85
6	30		Ashley SUTTON	Storm 2007	11	15:01.46	10.95	85.75	1:19.57	11 88.31
7	6		Dave HODKIN	AHS Dominator	11	15:01.71	11.20	85.73	1:20.27	11 87.54
8	55	B	Peter STUDER	Sheane	11	15:02.25	11.74	85.67	1:19.90	10 87.95
9	8		Paul TAYLOR	GAC	11	15:03.28	12.77	85.58	1:19.95	6 87.89
10	24		Daniel PITCHFORD	Leastone	11	15:09.35	18.84	85.00	1:20.38	3 87.42
11	99		Gethin JONES	Storm SG09	11	15:22.27	31.76	83.81	1:21.96	8 85.74
12	18		Tim PROBERT	Storm SF1	11	15:32.20	41.69	82.92	1:22.59	5 85.09
13	21		David TOWNROW	Leastone	11	15:32.60	42.09	82.89	1:22.49	11 85.19
14	52		Dan BRIGHAM	AHS	11	15:39.80	49.29	82.25	1:23.08	7 84.58
15	36		Mike HATTON	AHS Challenger	10	14:51.32	1 Lap	78.84	1:26.06	2 81.65
16	26		Peter ANDREWS	Sheane Mk2	10	15:14.32	1 Lap	76.86	1:27.55	2 80.26
17	29	B	Sam ENGINEER	Sheane Mk2	10	16:09.99	1 Lap	72.45	1:30.82	5 77.38
18	97	B	Perry TUBB	Pirtek Marauder	9	15:43.98	2 Laps	67.00	1:30.84	6 77.36

Not-Classified

46			Tim HILL	AHS Challenger	9	12:49.86	DNF	82.15	1:23.09	5 84.57
3			Martin FARMER	Sheane	8	10:48.90	DNF	86.64	1:19.07	7 88.87
23	B		Ian JORDAN	Sheane	7	9:50.64	DNF	83.28	1:22.01	3 85.69
28	B		Bon WILLIAMS	Sheane Mk1	2	3:16.38	DNF	71.57	1:31.98	2 76.40
67			Alan SWAIN	GAC	2	3:17.58	DNF	71.13	1:31.68	2 76.65
13			Steve OUGH	AHS Dominator	0		Starter	0.00		

Fastest Lap

3			Martin FARMER	Sheane				1:19.07	7	88.87
55	B		Peter STUDER	Sheane				1:19.90	10	87.95

Weather / Track:

Start Time : 15:14

Snetterton

13 Mar 10 15:31

Clerk of Course :

Time Issued :

15:43

Chief Timekeeper : Terry Stevens

THESE RESULTS REMAIN PROVISIONAL FOR A MINIMUM OF 30 MINUTES FROM THE TIME OF ISSUE AND UNTIL ALL JUDICIAL AND TECHNICAL MATTERS HAVE BEEN SETTLED

Results produced on HS Sports Timing and Results Systems. Results online at www.750MC.co.uk



Provisional Results - Race 6
Polleypport / Yokohama SAXMAX Championship

Pl	No	Cl	Name	Car	Laps	Time	Behind	MPH	Best Lap on	MPH
1	10		Scott MOAKES	Citroen Saxo VTR	10	15:10.98		77.14	1:29.52	6 78.50
2	18		Jordan WILLSON	Citroen Saxo VTR	10	15:12.01	1.03	77.05	1:29.44	9 76.57
3	13		Chris WARBURTON	Citroen Saxo VTR	10	15:12.30	1.32	77.03	1:28.73	10 79.20
4	96		Shaun CLAY	Citroen Saxo VTR	10	15:16.00	5.02	76.72	1:28.93	6 79.02
5	89		Shane STONEY	Citroen Saxo VTR	10	15:16.84	5.86	76.65	1:29.40	3 78.53
6	54		Anthony WHORTON-EALES	Citroen Saxo VTR	10	15:17.66	6.68	76.58	1:29.08	7 78.90
7	15		Ashley DIBDEN	Citroen Saxo VTR	10	15:27.20	16.22	75.79	1:30.24	9 77.87
8	4		Aaron TRIGWELL	Citroen Saxo VTR	10	15:27.41	16.43	75.77	1:29.22	6 76.76
9	22		William PLANT	Citroen Saxo VTR	10	15:36.75	25.77	75.02	1:30.56	9 77.60
10	55		Jordan ANNELLS	Citroen Saxo VTR	10	15:36.93	25.95	75.00	1:31.23	3 77.03
11	17		William DAVISON	Citroen Saxo VTR	9	15:11.47	1 Lap	69.39	1:38.00	4 71.71
Not-Classified										
	95		Mytes COLLINS	Citroen Saxo VTR	5	7:44.72	DNF	75.61	1:29.29	4 78.70
	9		Zoe WENHAM	Citroen Saxo VTR	5	7:45.94	DNF	75.41	1:29.57	3 78.45
Fastest Lap										
	13		Chris WARBURTON	Citroen Saxo VTR					1:28.73	10 78.20

Weather / Track:

Start Time : 15:35

Snellerton

13 Mar 10 15:51

Clerk of Course :

Time Issued :

Chief Timekeeper : Terry Stevens

THESE RESULTS REMAIN PROVISIONAL FOR A MINIMUM OF 30 MINUTES FROM THE TIME OF ISSUE AND UNLESS ALL JUDICIAL AND TECHNICAL MATTERS HAVE BEEN SETTLED

Results produced on HS Sports Timing and Results Systems. Results online at www.750MC.co.uk



Provisional Results - Race 7

750MC Allcomers

Pl	No	Cl	Name	Car	Laps	Time	Behind	MPH	Best Lap on	MPH
1	3		Jonathan WRIGHT	Radical PRO6	12	14:30.40		96.88	1:10.37	3 99.86
2	20		David WALE	BDN S2	12	15:38.34	1:07.94	89.87	1:16.29	12 92.11
3	50		Tim HOVERD	Fisher Fury	12	15:41.84	1:11.44	89.53	1:16.71	9 91.61
4	7		Doug CARTER	Genesis Evo	11	14:30.18	1 Lap	88.83	1:17.26	7 90.96
5	1		Matthew GREEN	Spire GTR	11	14:30.61	1 Lap	88.79	1:17.11	10 91.13
6	21		Russoll HENNESSY	Shelsey GT R Spec	11	14:39.02	1 Lap	87.94	1:17.98	11 90.12
7	63		Colin CHAPMAN	Fisher Fury	11	14:54.64	1 Lap	86.40	1:20.02	9 87.82
8	33		Bob MORTIMER	Fisher Fury	11	15:16.43	1 Lap	84.35	1:21.21	6 86.53
9	44		Judi DERISLEY	Fisher Fury	11	15:47.03	1 Lap	81.62	1:23.92	11 83.74
10	23		Luca LORENZINI	Nissan 370Z	10	14:33.25	2 Laps	80.47	1:24.45	9 83.21
11	24		Jordan TRESSON	Nissan 370Z	10	14:39.27	2 Laps	79.92	1:24.66	6 83.00
12	88		Mark TSANG	Ford Fiesta	10	15:05.31	2 Laps	77.62	1:28.26	3 79.62
Not-Classified										
	2		John CUTMORE	Spire GTR	10	12:56.68	DNF	90.48	1:15.23	6 93.41
	65		Richard GILMOUR	Mallock	6	8:18.19	DNF	84.63	1:20.14	5 87.69
	123		Rob HORSFIELD	Toyota MR2 Mk2	6	9:39.71	DNF	72.73	1:24.09	4 83.57
Non-Starters										
	53		Jay WHEALS	Speads RS						
Fastest Lap										
	3		Jonathan WRIGHT	Radical PRO6					1:10.37	3 99.86

Weather / Track: Cloudy / Dry

Start Time : 16:04

Snetterton

13 Mar 10 16:20

Clerk of Course :

Time Issued :

Chief Timekeeper : Torry Stevens

16.26

THESE RESULTS REMAIN PROVISIONAL FOR A MINIMUM OF 30 MINUTES FROM THE TIME OF ISSUE AND UNTIL ALL JUDICIAL AND TECHNICAL MATTERS HAVE BEEN SETTLED

Results produced on HS Sports Timing and Results Systems. Results online at www.750MC.co.uk



Provisional Results - Race 8

750MC MR2 Super GT Series

Pl	No	Cl	Name	Car	Laps	Time	Behind	MPH	Best Lap on	MPH
1	2	A	Simon PHILLIPS	Toyota MR2 Roadster	11	14:59.02		85.98	1:19.79	5 88.07
2	23	B	Rob HORSFIELD	Toyota MR2 Mk2	11	15:41.31	42.29	82.12	1:23.50	2 84.16
3	77	C	John WILSON	Toyota MR2 Mk2	11	15:56.02	57.00	80.86	1:25.56	2 82.13
4	68	C	Alexander LENNON	Toyota MR2 Mk2	11	16:02.15	1:03.13	80.34	1:25.96	6 81.75
5	64	C	Matthew MARSH	Toyota MR2 Mk2	11	16:03.14	1:04.12	80.26	1:25.54	11 82.15
6	27	C	Simon TOPP	Toyota MR2 Mk2	10	15:02.21	1 Lap	77.89	1:28.42	7 79.48
7	67	C	Lee McKEE	Toyota MR2 Mk2	10	15:08.66	1 Lap	77.34	1:27.81	7 80.03
8	51	C	Poter LEWIS	Toyota MR2 Mk2	10	15:20.44	1 Lap	76.35	1:29.91	10 78.16

Not-Classified

1	A	Patrick MORTELL	Toyota MR2 Roadster	9	12:28.66	DNF	84.48	1:21.42	3 86.31
95	A	Anthony DAY	Toyota MR2 Mk2	4	8:38.36	DNF	64.23	1:22.20	2 85.49

Fastest Lap

2	A	Simon PHILLIPS	Toyota MR2 Roadster					1:19.79	5 88.07 Rec
23	B	Rob HORSFIELD	Toyota MR2 Mk2					1:23.50	2 84.16
64	C	Matthew MARSH	Toyota MR2 Mk2					1:25.54	11 82.15 Rec

Weather / Track: Cloudy / Dry

Start Time : 16:26

Shelton

13 Mar 10 16:42

Clerk of Course

Time Issued :

Chief Timekeeper : Terry Stovons

16:47

THESE RESULTS REMAIN PROVISIONAL FOR A MINIMUM OF 30 MINUTES FROM THE TIME OF ISSUE AND UNTIL ALL JUDICIAL AND TECHNICAL MATTERS HAVE BEEN SETTLED

Results produced on HS Sports Timing and Results Systems. Results online at www.750MC.co.uk



Provisional Results - Race 9 - Final

Demon Tweeks / Yokohama Stock Hatch Championship

Pl	No	Cl	Name	Car	Laps	Time	Behind	MPH	Best Lap on	MPH
1	66		Josh COOK	Citroen Saxo VTR	10	14:26.97		81.05	1:25.37	3 82.31
2	1		Jeff HUMPHRIES	Peugeot 106 Rallye	10	14:29.60	2.63	80.81	1:25.84	3 81.86
3	96		Joe FERGUSON	Citroen Saxo VTR	10	14:30.38	3.41	80.74	1:25.78	8 81.92
4	51		Matt DIGBY	Citroen Saxo VTR	10	14:34.23	7.26	80.38	1:25.65	6 82.05
5	36		Craig BELL	Citroen Saxo VTR	10	14:41.81	14.84	79.69	1:26.28	7 81.45
6	21		Wayne HARRIS	Citroen Saxo VTR	10	14:44.27	17.30	79.47	1:26.49	8 81.25
7	8		Shaun HAGEN	Citroen Saxo VTR	10	14:44.41	17.44	79.46	1:26.66	5 81.09
8	20		Andrew FOLEY	Citroen Saxo VTR	10	14:46.17	19.20	79.30	1:26.33	8 81.40
9	14		Tom MOLYNEUX	Peugeot 106 Rally	10	14:46.55	19.58	79.26	1:26.16	5 81.56
10	22		Jason PELOSI	Citroen Saxo VTR	10	14:49.18	22.21	79.03	1:26.26	8 81.47
11	6		Martin WARD	Citroen Saxo VTR	10	14:51.29	24.32	78.84	1:26.63	3 81.12
12	92		Patrick FLETCHER	Citroen Saxo VTR	10	14:51.74	24.77	78.80	1:25.86	8 81.84
13	54		Maurice HAYDEN	Citroen C2 VTS	10	14:52.15	25.18	78.77	1:26.82	5 80.94
14	69		Joel SHIPTON	Citroen Saxo VTR	10	14:55.08	28.11	78.51	1:27.46	3 80.35
15	34		Alex KILBEY	Citroen Saxo VTR	10	14:56.60	29.63	78.38	1:26.91	10 80.86
16	76		Gareth WRIGHT	Peugeot 106 XSI	10	14:57.16	30.19	78.33	1:26.75	6 81.01
17	71		James MARSHALL	Citroen Saxo VTR	10	15:01.59	34.62	77.94	1:26.41	7 81.32
18	39		William HORNSEY	Peugeot 106 Rallye	10	15:03.20	36.23	77.80	1:27.40	4 80.40
19	82		Stuart WINDOW	Citroen Saxo VTR	10	15:03.70	36.73	77.76	1:27.69	4 80.14
20	10		Jake FARNDON	Citroen Saxo VTR	10	15:04.56	37.59	77.69	1:27.30	3 80.49
21	17		Amy BARKER	Citroen Saxo VTR	10	15:05.99	39.02	77.56	1:28.17	6 79.70
22	101		Robbie BOON	Citroen Saxo VTR	10	15:08.49	41.52	77.35	1:27.65	6 80.17
23	46		Liam SARGENT	Peugeot 106 XSI	10	15:09.20	42.23	77.29	1:27.80	7 80.04
24	47		Will SARGENT	Peugeot 106 XSI	10	15:09.53	42.56	77.26	1:27.88	9 79.96
25	72		Jonathan WOOLLEY	Citroen Saxo VTR	10	15:19.20	52.23	76.45	1:28.80	4 79.14
26	62		Daniel SPENCER	Citroen Saxo VTR	10	15:27.57	1:00.60	75.76	1:29.35	5 78.65
27	81		Trevor GREGORY	Citroen Saxo VTR	10	15:28.00	1:01.03	75.72	1:29.96	10 78.11
28	38	B	Sarah NIBLETT	Peugeot 205 GTI	10	15:43.94	1:16.97	74.45	1:31.05	8 77.18
29	35	B	Mark WEBSTER	Ford Fiesta XR2	10	15:44.11	1:17.14	74.43	1:30.75	8 77.43
30	67	B	Matthew STUBINGTON	Peugeot 205 GTi	10	15:54.77	1:27.80	73.60	1:32.85	10 75.68
31	52		Steve NOBLE	Ford Sport KA	10	15:58.22	1:31.25	73.34	1:32.48	7 75.99
32	45	B	James LAWTON	Ford Fiesta XR2	10	15:58.49	1:31.52	73.32	1:31.73	4 76.61
33	31	B	Alan DULY	Ford Fiesta XR2	10	15:59.99	1:33.02	73.20	1:32.56	3 75.92
34	4		Terry ROUGHTON	Citroen Saxo VTR	8	14:54.02	2 Laps	62.88	1:30.38	5 77.75

Not-Classified

9			Carl SWAN	Citroen Saxo VTR	8	11:48.20	DNF	79.38	1:26.18	6 81.54
91			Jon MAYBIN	Citroen Saxo VTR	7	10:29.85	DNF	78.10	1:26.61	3 81.14
27			Shane PIGGOTT	Citroen Saxo VTR	7	11:10.12	DNF	73.41	1:28.86	5 79.08
87	B		Adam SAUNDERS	Vauxhall Nova GTE	2	3:32.56	DNF	66.12	1:41.07	2 69.53

Fastest Lap

66			Josh COOK	Citroen Saxo VTR				1:25.37	3	82.31 Rec
35	B		Mark WEBSTER	Ford Fiesta XR2				1:30.75	8	77.43

Weather / Track: Cloudy / Dry

Start Time : 17:14

Snetterton

13 Mar 10 17:34

Clerk of Course :

Time Issued :

Chief Timekeeper : Terry Stevens

THESE RESULTS REMAIN PROVISIONAL FOR A MINIMUM OF 30 MINUTES FROM THE TIME OF ISSUE AND UNTIL ALL JUDICIAL AND TECHNICAL MATTERS HAVE BEEN SETTLED

Results produced on HS Sports Timing and Results Systems. Results online at www.750MC.co.uk



Provisional Results - Race 10
750MC Kit Car Championship + SR & GT Challenge

Pl	No	Cl	Name	Car	Laps	Time	Behind	MPH	Best Lap on	MPH	
1	75	KA	Matthew LEWIS	MNR Vortx	11	14:41.04		87.74	1:19.00	10	88.95
2	8	KA	John MOORE	Sylva Phoenix	11	14:42.17	1.13	87.62	1:18.63	10	89.37
3	53	KA	Andy HILEY	Taydec Mk2	11	14:48.37	7.33	87.01	1:17.60	11	90.56
4	24	KC	Guy HUSSEY	RAW Striker	11	14:53.71	12.67	86.49	1:20.28	7	87.53
5	38	KC	David CALDECOURT	Sylva Phoenix	11	15:06.18	25.14	85.30	1:19.92	5	87.93
6	6	KA	Nigel BROWN	Sylva Phoenix	11	15:07.58	26.54	85.17	1:20.08	5	87.75
7	5	KB	Ian KEMPSON	MK Indy	11	15:10.05	29.01	84.94	1:20.63	7	87.15
8	11	SB	Ken CULVERWELL	Lotus 23 Mamba	11	15:22.41	41.37	83.80	1:20.98	11	86.78
9	82	KC	Rob JOHNSTON	Cyana MX500R	11	15:23.37	42.33	83.71	1:20.45	8	87.35
10	25	KC	Colin BENHAM	Locost	11	15:45.41	1:04.37	81.76	1:24.10	11	83.56
11	39	KC	Chris SCOPES	Fisher Fury	11	16:17.63	1:36.59	79.07	1:21.72	6	85.99

Not-Classified

9	KC	Anton LANDON	Cyana MX500R	7	9:42.86	DNF	84.39	1:20.64	7	87.14
---	----	--------------	--------------	---	---------	-----	-------	---------	---	-------

Non-Starters

1	SB	Mark HOBBS	Crossle 9S
10	SC	Peter SMITH	Ginetta G20
16	SD	Matthew SMITH	Ginetta G20
26	SA	Clinton DORRELL	Cobra GD 427
34	SB	Roger DONNAN	Crossle 9S
35	SA	John DICKSON	RAM SC Cobra
37	SB	Mike WALKER	Crossle 9S
65	SA	Cheng LIM	RAM SC Cobra

Fastest Lap

53	KA	Andy HILEY	Taydec Mk2	1:17.60	11	90.56 Rec
38	KC	David CALDECOURT	Sylva Phoenix	1:19.92	5	87.93
5	KB	Ian KEMPSON	MK Indy	1:20.63	7	87.15
11	SB	Ken CULVERWELL	Lotus 23 Mamba	1:20.98	11	86.78

Weather / Track:

Start Time : 11:26

Snetterton

14 Mar 10 11:42

Clerk of Course :

Time Issued :

Chief Timekeeper : Terry Stevens

THESE RESULTS REMAIN PROVISIONAL FOR A MINIMUM OF 30 MINUTES FROM THE TIME OF ISSUE AND UNTIL ALL JUDICIAL AND TECHNICAL MATTERS HAVE BEEN SETTLED

Results produced on HS Sports Timing and Results Systems. Results online at www.750MC.co.uk



Provisional Results - Race 11

750MC MR2 Championship

Pl	No	Cl	Name	Car	Laps	Time	Behind	MPH	Best Lap on	MPH
1	28	B	Zac CHAPMAN	Toyota MR2 Mk2	11	15:46.46		81.67	1:24.59	7 83.07
2	55	B	Andrei BGATOV	Toyota MR2 Mk2	11	15:47.20	0.74	81.61	1:24.61	8 83.05
3	77	B	John WILSON	Toyota MR2 Mk2	11	15:52.63	6.17	81.14	1:25.16	7 82.52
4	50	B	Guy HEFFORD	Toyota MR2 Mk2	11	16:00.74	14.28	80.46	1:25.60	5 82.09
5	38	B	David BRYANT	Toyota MR2 Mk2	11	16:00.99	14.53	80.44	1:25.60	9 82.09
6	33	B	George ROBINSON	Toyota MR2 Mk2	11	16:01.38	14.92	80.40	1:24.99	4 82.68
7	68	B	Alexander LENNON	Toyota MR2 Mk2	11	16:06.29	19.83	80.00	1:25.91	5 81.80
8	58	B	Steve LUMLEY	Toyota MR2 Mk2	11	16:08.16	21.70	79.84	1:25.21	8 82.47
9	64	B	Matthew MARSH	Toyota MR2 Mk2	11	16:12.33	25.87	79.50	1:26.79	5 80.97
10	25	B	Cilve MORPHETT	Toyota MR2 Mk2	11	16:19.42	32.96	78.92	1:27.17	4 80.61
11	69	B	John HUTCHINSON	Toyota MR2 Mk2	11	16:19.70	33.24	78.90	1:26.74	2 81.01
12	23	B	James CROSS	Toyota MR2 Mk2	11	16:20.53	34.07	78.83	1:27.04	10 80.74
13	36	B	Robert BARNETT	Toyota MR2 Mk2	11	16:20.89	34.43	78.81	1:27.49	3 80.32
14	42	B	Colin HALLS	Toyota MR2 Mk2	11	16:20.99	34.53	78.80	1:26.87	2 80.89
15	24	B	Paul HUTSON	Toyota MR2 Mk2	11	16:25.65	39.19	78.42	1:27.27	4 80.52
16	59	B	Benjamin HARVEY	Toyota MR2 Mk2	11	16:27.67	41.21	78.26	1:27.35	5 80.45
17	79	C	Jonathan GRIMES	Toyota MR2 Mk3	11	16:30.40	43.94	78.05	1:27.26	5 80.53
18	27	B	Simon TOPP	Toyota MR2 Mk2	11	16:44.29	57.83	76.97	1:28.82	5 79.12
19	87	B	Sam MOWLE	Toyota MR2 Mk2	11	16:44.68	58.22	76.94	1:28.23	7 79.65
20	66	B	Louise ANDERSON	Toyota MR2 Mk2	11	16:51.66	1:05.20	76.41	1:29.30	11 78.69
21	51	B	Peter LEWIS	Toyota MR2 Mk2	11	17:00.40	1:13.94	75.75	1:29.48	6 78.53
22	26	B	Paul GRIMMETT	Toyota MR2 Mk2	11	17:02.65	1:16.19	75.59	1:28.79	9 79.14
23	30	B	Steve PEGG	Toyota MR2 Mk2	11	17:02.90	1:16.44	75.57	1:30.36	4 77.77
24	44	B	Luko AUSTIN	Toyota MR2 Mk2	11	17:04.85	1:18.39	75.42	1:30.67	9 77.50
25	67	B	Lee McKEE	Toyota MR2 Mk2	11	17:12.18	1:25.72	74.89	1:29.05	5 78.91
26	88	C	Stuart NICHOLLS	Toyota MR2 Mk3	10	15:51.79	1 Lap	73.83	1:31.14	6 77.10
27	84	B	Barry WILLISHER	Toyota MR2 Mk2	10	16:04.94	1 Lap	72.83	1:28.63	3 79.29
28	32	B	George HOUGHAM	Toyota MR2 Mk2	10	16:06.12	1 Lap	72.74	1:31.64	4 76.68
29	52	C	Osman YUSUF	Toyota MR2 Mk3	10	16:14.89	1 Lap	72.08	1:33.89	5 74.85
30	56	B	Teresa BUCKLEY	Toyota MR2 Mk2	10	16:18.82	1 Lap	71.79	1:33.10	5 75.48

Not-Classified

1	B	Mark JESSOP	Toyota MR2 Mk2	7	10:17.39	DNF	79.67	1:25.75	5 81.95
22	B	Lee BULLOCK	Toyota MR2 Mk2	6	9:16.55	DNF	75.76	1:28.81	5 79.13
29	B	Paul HINSON	Toyota MR2 Mk2	4	6:33.56	DNF	71.42	1:25.96	2 81.75
37	B	Michael WELLS	Toyota MR2 Mk2	4	8:10.42	DNF	57.32	1:28.41	2 79.48

Fastest Lap

28	B	Zac CHAPMAN	Toyota MR2 Mk2				1:24.59	7 83.07
79	C	Jonathan GRIMES	Toyota MR2 Mk3				1:27.26	5 80.53

Weather / Track: Cloudy / Dry

Start Time : 11:48

Snetterton

14 Mar 10 12:05

Clerk of Course :

Time Issued :

Chief Timekeeper : Terry Stevens

THESE RESULTS REMAIN PROVISIONAL FOR A MINIMUM OF 30 MINUTES FROM THE TIME OF ISSUE AND UNTIL ALL JUDICIAL AND TECHNICAL MATTERS HAVE BEEN SETTLED

Results produced on HS Sports Timing and Results Systems. Results online at www.750MC.co.uk



Provisional Results - Race 12 - Heat 1

Demon Tweeks / Yokohama Stock Hatch Championship

Pl	No	Cl	Name	Car	Laps	Time	Behind	MPH	Best Lap on	MPH
1	4		Terry ROUGHTON	Citroen Saxo VTR	10	14:38.29		80.01	1:25.92	2 81.79
2	92		Patrick FLETCHER	Citroen Saxo VTR	10	14:38.92	0.63	79.95	1:25.46	7 82.23
3	9		Carl SWAN	Citroen Saxo VTR	10	14:39.02	0.73	79.94	1:26.07	4 81.65
4	76		Gareth WRIGHT	Peugeot 106 XSi	10	14:40.47	2.18	79.81	1:25.91	7 81.80
5	61		Trevor BUCKLEY	Citroen Saxo VTR	10	14:43.85	5.56	79.51	1:26.05	7 81.66
6	10		Jake FARNDON	Citroen Saxo VTR	10	14:44.96	6.67	79.41	1:26.91	4 80.86
7	53		Andrew TSANG	Peugeot 106 XSi	10	14:46.21	7.92	79.29	1:26.56	5 81.18
8	69		Joel SHIPTON	Citroen Saxo VTR	10	14:46.47	8.18	79.27	1:26.81	7 80.95
9	14		Tom MOLYNEUX	Peugeot 106 Rally	10	14:47.50	9.21	79.18	1:25.96	5 81.75
10	47		Will SARGENT	Peugeot 106 XSi	10	14:52.91	14.62	78.70	1:27.56	5 80.26
11	101		Robble BOON	Citroen Saxo VTR	10	14:57.47	19.18	78.30	1:27.63	8 80.19
12	55		Rory COOPER	Citroen Saxo VTR	10	14:57.89	19.60	78.26	1:27.64	9 80.18
13	39		William HORNSEY	Peugeot 106 Rallye	10	15:00.75	22.46	78.01	1:28.01	7 79.85
14	72		Jonathan WOOLLEY	Citroen Saxo VTR	10	15:04.72	26.43	77.67	1:27.87	7 79.97
15	71		James MARSHALL	Citroen Saxo VTR	10	15:27.26	48.97	75.78	1:26.66	2 81.09
16	81		Trevor GREGORY	Citroen Saxo VTR	10	15:27.66	49.37	75.75	1:29.87	8 78.19
17	35	B	Mark WEBSTER	Ford Fiesta XR2	10	15:42.40	1:04.11	74.57	1:31.21	8 77.04
18	52		Steve NOBLE	Ford Sport KA	10	15:43.37	1:05.08	74.49	1:31.24	10 77.02
19	67	B	Matthew STUBINGTON	Peugeot 205 GTi	10	15:44.27	1:05.98	74.42	1:31.90	10 76.47
20	37	B	Keith MORGAN	Suzuki Swift GTi	10	15:44.64	1:06.35	74.39	1:31.37	10 76.91
21	34		Alex KILBEY	Citroen Saxo VTR	9	14:47.77	1 Lap	71.24	1:33.52	6 75.14
22	51		Matt DIGBY	Citroen Saxo VTR	9	15:16.71	1 Lap	68.99	1:26.23	6 81.49
Not-Classified										
	54		Maurice HAYDEN	Citroen C2 VTS	3	4:43.92	DNF	74.25	1:27.65	3 80.17
	36		Craig BELL	Citroen Saxo VTR	0		Starter	0.00		
Non-Starters										
	26		Robert THORP	Citroen Saxo VTR						
	33	B	Andy PHILPOTTS	Ford Fiesta XR2i						
	90	B	Martyn FOWDREY	Ford Fiesta XR2						
Fastest Lap										
	92		Patrick FLETCHER	Citroen Saxo VTR				1:25.46	7	82.23
	35	B	Mark WEBSTER	Ford Fiesta XR2				1:31.21	8	77.04

Weather / Track: Bright / Dry

Start Time : 12:14

Snetterton

14 Mar 10 12:30

Clerk of Course :

Time Issued :

Chief Timekeeper : Terry Stevens

13.10.

THESE RESULTS REMAIN PROVISIONAL FOR A MINIMUM OF 30 MINUTES FROM THE TIME OF ISSUE AND UNTIL ALL JUDICIAL AND TECHNICAL MATTERS HAVE BEEN SETTLED

Results produced on HS Sports Timing and Results Systems. Results online at www.750MC.co.uk



Provisional Results - Race 13 - Heat 2

Demon Tweeks / Yokohama Stock Hatch Championship

Pl	No	Cl	Name	Car	Laps	Time	Behind	MPH	Best Lap on	MPH
1	66		Josh COOK	Citroen Saxo VTR	10	14:30.59		80.72	1:25.71	8 81.99
2	1		Jeff HUMPHRIES	Peugeot 106 Rallye	10	14:30.69	0.10	80.71	1:25.39	2 82.30
3	96		Joe FERGUSON	Citroen Saxo VTR	10	14:37.80	7.21	80.05	1:26.30	2 81.43
4	8		Shaun HAGEN	Citroen Saxo VTR	10	14:39.96	9.37	79.86	1:26.86	5 80.90
5	7		Andrew TIBBS	Citroen Saxo VTR	10	14:40.18	9.59	79.84	1:26.43	5 81.31
6	20		Andrew FOLEY	Citroen Saxo VTR	10	14:40.99	10.40	79.76	1:26.68	9 81.07
7	21		Wayne HARRIS	Citroen Saxo VTR	10	14:47.98	17.39	79.14	1:27.04	8 80.74
8	22		Jason PELOSI	Citroen Saxo VTR	10	14:52.47	21.88	78.74	1:26.73	7 81.02
9	88		Nick THORNTON-JONES	Citroen Saxo VTR	10	14:56.10	25.51	78.42	1:26.73	6 81.02
10	82		Stuart WINDOW	Citroen Saxo VTR	10	15:01.56	30.97	77.94	1:27.92	5 79.93
11	27		Shane PIGGOTT	Citroen Saxo VTR	10	15:03.65	33.06	77.76	1:27.90	8 79.95
12	17		Amy BARKER	Citroen Saxo VTR	10	15:05.32	34.73	77.62	1:28.44	8 79.46
13	40	B	Adam LICHTIG	Ford Fiesta XR2i	10	15:11.21	40.62	77.12	1:28.48	4 79.42
14	62		Daniel SPENCER	Citroen Saxo VTR	10	15:12.60	42.01	77.00	1:29.04	5 78.92
15	46		Liam SARGENT	Peugeot 106 XSi	10	15:13.06	42.47	76.96	1:28.31	5 79.57
16	38	B	Sarah NIBLETT	Peugeot 205 GTi	10	15:37.74	1:07.15	74.94	1:31.38	8 76.90
17	23		Kirk DEWELL	Citroen Saxo VTR	10	15:41.22	1:10.63	74.66	1:31.46	8 76.83
18	31	B	Alan DULY	Ford Fiesta XR2	10	15:41.25	1:10.66	74.66	1:31.41	9 76.88
19	30		Neil TROTTER	MG Rover ZR	10	15:42.20	1:11.61	74.58	1:31.31	9 76.96
20	45	B	James LAWTON	Ford Fiesta XR2	10	15:44.61	1:14.02	74.39	1:30.42	9 77.72
21	43	B	Torry BOTTING	Ford Fiesta XR2i	10	15:48.48	1:17.89	74.09	1:32.21	8 76.21
22	99		Stuart HERRIOTT	Citroen Saxo VTR	9	14:43.72	1 Lap	71.57	1:34.77	8 74.15
23	24	B	Robert BENNETT	Ford Fiesta XR2	9	15:20.82	1 Lap	68.68	1:39.85	9 70.38
Not-Classified										
	91		Jon MAYBIN	Citroen Saxo VTR	9	13:23.26	DNF	78.74	1:27.49	7 80.32
	6		Martin WARD	Citroen Saxo VTR	3	4:38.37	DNF	75.73	1:28.48	2 79.42
	59	B	Daniel GIBSON	Ford Fiesta XR2	0		Starter	0.00		
Non-Starters										
	87	B	Adam SAUNDERS	Vauxhall Nova GTE						
Fastest Lap										
	1		Jeff HUMPHRIES	Peugeot 106 Rallye				1:25.39	2	82.30
	40	B	Adam LICHTIG	Ford Fiesta XR2i				1:28.48	4	79.42

Weather / Track: Cloudy / Dry

Start Time : 13:35

Snetterton

14 Mar 10 13:52

Clerk of Course :

Time Issued :

Chief Timekeeper : Terry Stevens

ASG 14.13

THESE RESULTS REMAIN PROVISIONAL FOR A MINIMUM OF 30 MINUTES FROM THE TIME OF ISSUE AND UNTIL ALL JUDICIAL AND TECHNICAL MATTERS HAVE BEEN SETTLED

Results produced on HS Sports Timing and Results Systems. Results online at www.750MC.co.uk



Provisional Results - Race 14

AB Performance RGB Championship

Pl	No	Cl	Name	Car	Laps	Time	Behind	MPH	Best Lap on	MPH
1	5	A	Derek JONES	Contour Cars RGB	14	19:27.97		84.23	1:18.73	13 89.26
2	2	A	John CUTMORE	Spira GTR	14	20:00.88	32.91	81.92	1:21.32	12 86.41
3	50	B	Tim HOVERD	Fisher Fury	14	20:14.17	46.20	81.03	1:23.03	12 84.63
4	20	A	David WALE	BDN S2	14	20:31.10	1:03.13	79.91	1:20.43	12 87.37
5	7	A	Doug CARTER	Genesis Evo	14	20:34.51	1:06.54	79.69	1:19.98	12 87.86
6	24	A	James JOHNSON	Fisher Fury	14	20:56.37	1:28.40	78.31	1:21.42	12 86.31
7	32	B	Lee BAVERSTOCK	STM/Rainbird Pheonix	14	20:57.28	1:29.31	78.25	1:21.66	12 86.05
8	63	C	Colin CHAPMAN	Fisher Fury	14	21:02.23	1:34.26	77.94	1:22.34	12 85.34
9	77	C	Phil ALCOCK	Fireblade	13	19:32.18	1 Lap	77.93	1:23.45	11 84.21
10	15	C	Austen GREENWAY	Fisher Fury Fireblade	13	19:33.66	1 Lap	77.84	1:23.62	11 84.04
11	16	A	James WALKER	Westfield Megabus	13	19:36.02	1 Lap	77.68	1:23.25	11 84.41
12	99	A	James FOWLEY	Fisher Fury	13	20:21.98	1 Lap	74.76	1:27.71	10 80.12
13	33	A	Bob MORTIMER	Fisher Fury	13	20:28.20	1 Lap	74.38	1:27.33	2 80.47
14	44	B	Judi DERISLEY	Fisher Fury	13	20:30.09	1 Lap	74.27	1:28.81	3 79.13
15	22	C	Ben BUTLER	Westfield SE	13	20:52.73	1 Lap	72.92	1:28.79	11 79.14

Not-Classified

52	B	Daniel BROMLOW	Fisher Fury	6	9:31.03	DNF	73.84	1:28.78	3 79.15
34	B	Mark SAMMLAND	Fisher Fury	3	5:15.64	DNF	66.79	1:31.83	2 76.52
18	C	Robert GRANT	Fisher Fury	3	5:15.82	DNF	66.75	1:29.22	2 78.76
21	B	Mathew GREEN	Spira GTR	2	3:02.89	DNF	76.85	1:26.83	2 80.93
49	B	Tony GAUNT	Wolfe ZXR	1	1:38.43	DNF	71.39	1:38.43	1 71.39

Fastest Lap

5	A	Derek JONES	Contour Cars RGB					1:18.73	13 89.26
32	B	Lee BAVERSTOCK	STM/Rainbird Pheonix					1:21.66	12 86.05
63	C	Colin CHAPMAN	Fisher Fury					1:22.34	12 85.34

Weather / Track: Some rain / Variable

Start Time : 13:59

Shetterton

14 Mar 10 14:21

Clerk of Course :

Time Issued :

Chief Timekeeper : Terry Stevens

THESE RESULTS REMAIN PROVISIONAL FOR A MINIMUM OF 30 MINUTES FROM THE TIME OF ISSUE AND UNTIL ALL JUDICIAL AND TECHNICAL MATTERS HAVE BEEN SETTLED

Results produced on HS Sports Timing and Results Systems. Results online at www.750MC.co.uk



Provisional Results - Race 15

Premier Choice Group 750 Formula Championship

Pl	No	Cl	Name	Car	Laps	Time	Behind	MPH	Best Lap on	MPH
1	55		Roger ROWE	Centaur Mk 20	9	14:57.61		70.46	1:37.04	4 72.42
2	97		Nathaniel COOPER	Davis T7	9	15:21.81	24.20	68.61	1:39.22	4 70.82
3	11	B	Paul MORRIS	Darvi 92J	9	15:22.09	24.48	68.59	1:39.64	8 70.53
4	71		Max SHEPPARD	Sheppard MS750/01	9	15:25.22	27.61	68.36	1:40.27	8 70.08
5	70	B	Guy SHEPPARD	ADR 3 GS	9	15:28.15	30.54	68.14	1:39.87	9 70.36
6	13		Rod HILL	Mystic T4/21	9	16:43.79	46.18	67.01	1:41.86	5 68.99
7	5		Bill RUTTER	Darvi Mk5	9	16:05.25	1:07.64	65.52	1:40.32	3 70.05
8	28	B	Alan BUNTER	Shark 8/750	9	16:10.34	1:12.73	65.18	1:40.74	4 69.76
9	42		Martin KEMP	Racekits Falcon	9	16:15.26	1:17.65	64.85	1:40.42	4 69.98
10	4		Chris GOUGH	CGR2 Evo	9	16:20.48	1:22.87	64.50	1:45.16	8 66.82
11	77	B	Dick HARTLE	Tristesse Mk7	9	16:21.06	1:23.45	64.47	1:46.05	9 66.26
12	23	B	Paul COLLINS	Darvi Mk5	9	16:41.51	1:43.90	63.15	1:43.69	4 67.77
13	36	B	Nigel HARVEY	PC Special	8	15:36.02	1 Lap	60.06	1:46.74	5 65.83

Not-Classified

1			Davo ROBSON	SDAR/83	6	10:34.46	DNF	66.46	1:39.96	5 70.30
---	--	--	-------------	---------	---	----------	-----	-------	---------	---------

Fastest Lap

55			Roger ROWE	Centaur Mk 20					1:37.04	4 72.42
11	B		Paul MORRIS	Darvi 92J					1:39.64	8 70.53

Weather / Track: Showery / Changeable

Start Time : 14:33

Snetterton

14 Mar 10 14:49

Clerk of Course :

Time Issued :

Chief Timekeeper : Terry Stevens

THESE RESULTS REMAIN PROVISIONAL FOR A MINIMUM OF 30 MINUTES FROM THE TIME OF ISSUE AND UNTIL ALL JUDICIAL AND TECHNICAL MATTERS HAVE BEEN SETTLED

Results produced on HS Sports Timing and Results Systems. Results online at www.750MC.co.uk



Provisional Results - Race 16 (Restart)

750MC Formula 4 Championship

Pl	No	Cl	Name	Car	Laps	Time	Behind	MPH	Best Lap on	MPH
1	34	C	Martin BYFORD	Van Dieman	8	11:40.67		80.23	1:25.86	3 81.84
2	4	A	Andrew MINNETT	Van Diemen	8	11:46.32	5.65	79.59	1:25.03	7 82.64
3	6	A	Malcolm SCOTT	Van Diemen RF00	8	11:54.46	13.79	78.69	1:26.68	7 81.07
4	79	A	Oliver SIRRELL	Van Dieman	8	12:07.01	26.34	77.33	1:28.91	3 79.04
5	31	A	Erwin SMIECH	Van Dieman RM06	8	12:24.55	43.88	75.51	1:28.11	5 79.75
6	23	A	Chris KITE	Dallara 393	8	12:26.26	45.59	75.33	1:27.44	6 80.37
7	76	A	Jennifer SCOTT	Van Diemen RF99	8	12:29.78	49.11	74.98	1:29.08	5 78.89
8	33	A2	Paul YOUNG	Revelation	8	13:04.40	1:23.73	71.67	1:35.55	4 73.54
9	83	C	Paul PRESGRAVES	Van Diemen RF98	8	14:16.69	2:36.02	65.62	1:33.70	7 75.00
10	21	B	Clive YORATH	Reynard SF84	7	12:23.14	1 Lap	66.19	1:37.88	7 71.79
Not-Classified										
	40	A2	David WOODSWORTH-DALE	Revelation 2009	5	9:15.18	DNF	63.29	1:45.84	5 66.39
	7	A	Robbie WATTS	Van Dieman Raw 09	2	3:23.03	DNF	69.22	1:28.27	2 79.61
Non-Starters										
	24	A	James SIMONS	Mygale SJ99						
	32	A2	Matt BELL	Revelation						
	71	A	Andrew COCKBURN	Loastone						
	88	A2	Michael FRYATT	Revelation 750						
Fastest Lap										
	4	A	Andrew MINNETT	Van Diemen				1:25.03		7 82.64
	34	C	Martin BYFORD	Van Dieman				1:25.86		3 81.84
	33	A2	Paul YOUNG	Revelation				1:35.55		4 73.54 Rec
	21	B	Clive YORATH	Reynard SF84				1:37.88		7 71.79

Weather / Track: Getting dark / Quite damp

Start Time : 17:26

Snetterton

14 Mar 10 17:41

Clerk of Course :

Time Issued :

Chief Timekeeper : Terry Stevens

THESE RESULTS REMAIN PROVISIONAL FOR A MINIMUM OF 30 MINUTES FROM THE TIME OF ISSUE AND UNTIL ALL JUDICIAL AND TECHNICAL MATTERS HAVE BEEN SETTLED

Results produced on HS Sports Timing and Results Systems. Results online at www.750MC.co.uk



Provisional Results - Race 17

Polleypport / Yokohama SAXMAX Championship

Pl	No	Cl	Name	Car	Laps	Time	Behind	MPH	Best Lap on	MPH
1	54		Anthony WHORTON-EALES	Citroen Saxo VTR	10	15:30.06		75.56	1:30.03	9 78.05
2	10		Scott MOAKES	Citroen Saxo VTR	10	15:30.93	0.87	75.49	1:29.98	9 78.10
3	4		Aaron TRIGWELL	Citroen Saxo VTR	10	15:31.57	1.51	75.43	1:29.98	8 78.10
4	18		Jordan WILLSON	Citroen Saxo VTR	10	15:35.45	5.39	75.12	1:30.46	10 77.68
5	89		Shane STONEY	Citroen Saxo VTR	10	15:40.16	10.10	74.74	1:31.32	8 76.95
6	15		Ashley DIBDEN	Citroen Saxo VTR	10	15:51.32	21.26	73.87	1:30.86	7 77.34
7	9		Zoe WENHAM	Citroen Saxo VTR	10	15:52.94	22.88	73.74	1:31.18	8 77.07
8	22		William PLANT	Citroen Saxo VTR	10	15:53.00	22.94	73.74	1:31.27	8 76.99
9	55		Jordan ANNELLS	Citroen Saxo VTR	10	16:26.45	56.39	71.24	1:33.47	10 75.18
10	95		Myles COLLINS	Citroen Saxo VTR	10	16:37.28	1:07.22	70.46	1:35.15	9 73.85
11	47		Owen HUNTER	Citroen Saxo VTR	10	16:40.74	1:10.68	70.22	1:35.71	9 73.42
12	17		William DAVISON	Citroen Saxo VTR	10	16:56.52	1:26.46	69.13	1:37.82	9 71.84
13	96		Shaun CLAY	Citroen Saxo VTR	8	15:55.51	2 Laps	58.84	1:31.78	6 76.57

Exclusions

13 Chris WARBURTON Citroen Saxo VTR

Eligibility - UNDER APPEAL

Fastest Lap

4	Aaron TRIGWELL	Citroen Saxo VTR	1:29.98	8	78.10
10	Scott MOAKES	Citroen Saxo VTR	1:29.98	9	78.10

Weather / Track: Cloudy / Damp

Start Time : 15:33

Snetterton

14 Mar 10 17:25

Clerk of Course :

Time Issued :

17.32

Chief Timekeeper : Terry Stevens

THESE RESULTS REMAIN PROVISIONAL FOR A MINIMUM OF 30 MINUTES FROM THE TIME OF ISSUE AND UNTIL ALL JUDICIAL AND TECHNICAL MATTERS HAVE BEEN SETTLED

Results produced on HS Sports Timing and Results Systems. Results online at www.750MC.co.uk



Provisional Results - Race 18

750MC Formula Vee Championship

Pl	No	Cl	Name	Car	Laps	Time	Behind	MPH	Best Lap on	MPH
1	3		Martin FARMER	Sheane	11	15:04.93		85.42	1:20.15	8 87.68
2	33		Ben ANDERSON	GAC 1	11	15:04.95	0.02	85.42	1:19.63	9 88.25
3	5		Declan McDONNELL	GAC 03	11	15:05.84	0.91	85.33	1:20.14	8 87.69
4	10		Peter BELSEY	Spyder MK2	11	15:05.86	0.93	85.33	1:19.96	8 87.88
5	4		Paul SMITH	Dominator 2009	11	15:06.06	1.13	85.31	1:20.01	11 87.83
6	30		Ashley SUTTON	Storm 2007	11	15:07.43	2.50	85.18	1:19.76	9 88.10
7	23	B	Ian JORDAN	Sheane	11	15:25.71	20.78	83.50	1:21.32	11 86.41
8	8		Paul TAYLOR	GAC	11	15:25.96	21.03	83.48	1:21.66	10 86.05
9	99		Gethin JONES	Storm SG09	11	15:26.68	21.75	83.42	1:21.67	4 86.04
10	55	B	Peter STUDER	Shoane	11	15:27.03	22.10	83.38	1:21.40	10 86.33
11	21		David TOWNROW	Leastone	11	15:30.74	25.81	83.05	1:22.01	10 85.69
12	52		Dan BRIGHAM	AHS	11	15:38.84	33.91	82.33	1:23.51	6 84.15
13	36		Mike HATTON	AHS Challenger	11	15:48.28	43.35	81.52	1:24.24	5 83.42
14	18		Tim PROBERT	Storm SF1	11	16:21.45	1:16.52	78.76	1:27.44	6 80.37
15	97	B	Perry TUBB	Pirtek Marauder	10	15:24.62	1 Lap	76.00	1:28.23	6 79.65
16	26		Peter ANDREWS	Sheane Mk2	10	15:35.60	1 Lap	75.11	1:28.82	3 79.12
17	28	B	Bon WILLIAMS	Sheane Mk1	10	15:51.46	1 Lap	73.86	1:32.68	9 75.82
18	67		Alan SWAIN	GAC	10	16:02.32	1 Lap	73.02	1:31.93	9 76.44
19	29	B	Sam ENGINEER	Sheane Mk2	10	16:30.49	1 Lap	70.95	1:33.86	9 74.87
Not-Classified										
24			Daniel PITCHFORD	Leastone	7	9:56.31	DNF	82.49	1:21.72	4 85.99
7			Jake OLIVEIRA	Storm DC07	5	7:14.44	DNF	80.88	1:22.11	4 85.58
13			Steve OUGH	AHS Dominator	3	4:23.53	DNF	80.00	1:23.74	2 83.92
Non-Starters										
6			Dave HODKIN	AHS Dominator						
Fastest Lap										
33			Ben ANDERSON	GAC 1				1:19.63	9	88.25
23	B		Ian JORDAN	Sheane				1:21.32	11	86.41

Weather / Track: Cloudy / Dry

Start Time : 15:58

Snetterton

14 Mar 10 16:14

Clerk of Course :

Time Issued :

Chief Timekeeper : Terry Stevens

A & Cox 16:35

THESE RESULTS REMAIN PROVISIONAL FOR A MINIMUM OF 30 MINUTES FROM THE TIME OF ISSUE AND UNTIL ALL JUDICIAL AND TECHNICAL MATTERS HAVE BEEN SETTLED

Results produced on HS Sports Timing and Results Systems. Results online at www.750MC.co.uk



Provisional Results - Race 19 - Final

Demon Tweeks / Yokohama Stock Hatch Championship

Pl	No	Cl	Name	Car	Laps	Time	Behind	MPH	Best Lap on	MPH
1	66		Josh COOK	Citroen Saxo VTR	10	14:30.31		80.74	1:25.42	8 82.27
2	1		Jeff HUMPHRIES	Peugeot 106 Rallye	10	14:30.48	0.17	80.73	1:25.32	8 82.36
3	92		Patrick FLETCHER	Citroen Saxo VTR	10	14:31.07	0.76	80.67	1:24.93	8 82.74
4	9		Carl SWAN	Citroen Saxo VTR	10	14:34.02	3.71	80.40	1:25.95	5 81.76
5	61		Trevor BUCKLEY	Citroen Saxo VTR	10	14:34.12	3.81	80.39	1:26.06	5 81.65
6	8		Shaun HAGEN	Citroen Saxo VTR	10	14:40.91	10.60	79.77	1:26.46	3 81.28
7	53		Andrew TSANG	Peugeot 106 XSi	10	14:41.20	10.89	79.75	1:26.29	9 81.44
8	21		Wayne HARRIS	Citroen Saxo VTR	10	14:42.29	11.98	79.65	1:25.87	10 81.84
9	22		Jason PELOSI	Citroen Saxo VTR	10	14:43.45	13.14	79.54	1:26.39	7 81.34
10	14		Tom MOLYNEUX	Peugeot 106 Rally	10	14:44.07	13.76	79.49	1:26.39	7 81.34
11	101		Robbie BOON	Citroen Saxo VTR	10	14:44.65	14.34	79.43	1:26.14	4 81.58
12	7		Andrew TIBBS	Citroen Saxo VTR	10	14:45.78	15.47	79.33	1:26.49	8 81.25
13	88		Nick THORNTON-JONES	Citroen Saxo VTR	10	14:46.37	16.06	79.28	1:26.57	8 81.17
14	20		Andrew FOLEY	Citroen Saxo VTR	10	14:46.69	16.38	79.25	1:26.26	9 81.47
15	10		Jake FARNDON	Citroen Saxo VTR	10	14:50.61	20.30	78.90	1:26.83	3 80.93
16	17		Amy BARKER	Citroen Saxo VTR	10	15:02.20	31.89	77.89	1:27.80	7 80.04
17	27		Shane PIGGOTT	Citroen Saxo VTR	10	15:02.90	32.59	77.83	1:27.94	7 79.91
18	72		Jonathan WOOLLEY	Citroen Saxo VTR	10	15:04.29	33.98	77.71	1:27.72	8 80.11
19	40	B	Adam LICHTIG	Ford Fiesta XR2i	10	15:04.34	34.03	77.71	1:28.11	6 79.75
20	69		Joel SHIPTON	Citroen Saxo VTR	10	15:04.83	34.52	77.66	1:27.61	8 80.21
21	47		Will SARGENT	Peugeot 106 XSi	10	15:05.05	34.74	77.64	1:27.86	10 79.98
22	4		Terry ROUGHTON	Citroen Saxo VTR	10	15:07.57	37.26	77.43	1:26.64	10 81.11
23	46		Liam SARGENT	Peugeot 106 XSi	10	15:09.33	39.02	77.28	1:27.83	7 80.01
24	71		James MARSHALL	Citroen Saxo VTR	10	15:12.04	41.73	77.05	1:26.82	6 80.94
25	55		Rory COOPER	Citroen Saxo VTR	10	15:12.10	41.79	77.04	1:27.99	9 79.86
26	62		Daniel SPENCER	Citroen Saxo VTR	10	15:12.84	42.53	76.98	1:28.64	10 79.28
27	39		William HORNSEY	Peugeot 106 Rallye	10	15:17.77	47.46	76.57	1:27.10	9 80.68
28	82		Stuart WINDOW	Citroen Saxo VTR	10	15:18.40	48.09	76.52	1:27.16	6 80.62
29	81		Trevor GREGORY	Citroen Saxo VTR	10	15:27.53	57.22	75.76	1:30.01	9 78.07
30	52		Steve NOBLE	Ford Sport KA	10	15:37.01	1:06.70	75.00	1:30.45	9 77.69
31	38	B	Sarah NIBLETT	Peugeot 205 GTi	10	15:37.69	1:07.38	74.94	1:30.22	10 77.89
32	67	B	Matthew STUBINGTON	Peugeot 205 GTi	10	15:39.05	1:08.74	74.83	1:30.97	10 77.25
33	31	B	Alan DULY	Ford Fiesta XR2	10	15:45.56	1:15.25	74.32	1:31.46	8 76.83
34	30		Neil TROTTER	MG Rover ZR	10	15:50.29	1:19.98	73.95	1:31.75	8 76.59
35	23		Kirk DEWELL	Citroen Saxo VTR	10	15:50.66	1:20.35	73.92	1:31.11	10 77.13

Not-Classified

35	B	Mark WEBSTER	Ford Fiesta XR2	4	6:30.52	DNF	71.98	1:31.91	4	76.46
76		Gareth WRIGHT	Peugeot 106 XSi	0		Starter	0.00			
96		Joe FERGUSON	Citroen Saxo VTR	0		Starter	0.00			

Fastest Lap

92		Patrick FLETCHER	Citroen Saxo VTR					1:24.93	8	82.74 Rec
40	B	Adam LICHTIG	Ford Fiesta XR2i					1:28.11	6	79.75

5 second penalties: 82 - contact; 10, 20, 69, 71 - all 4 wheels off on multiple occasions

Weather / Track:

Start Time : 16:28

Snetterton

14 Mar 10 17:51

Clerk of Course :

Time Issued :

Chief Timekeeper : Terry Stevens

THESE RESULTS REMAIN PROVISIONAL FOR A MINIMUM OF 30 MINUTES FROM THE TIME OF ISSUE AND UNTIL ALL JUDICIAL AND TECHNICAL MATTERS HAVE BEEN SETTLED

Results produced on HS Sports Timing and Results Systems. Results online at www.750MC.co.uk



Provisional Results - Race 20

750MC MR2 Championship

Pl	No	Cl	Name	Car	Laps	Time	Behind	MPH	Best Lap on	MPH
1	28	B	Zac CHAPMAN	Toyota MR2 Mk2	14	20:51.28		78.62	1:24.43	4 83.23
2	29	B	Paul HINSON	Toyota MR2 Mk2	14	21:08.78	17.50	77.54	1:25.05	4 82.62
3	58	B	Stove LUMLEY	Toyota MR2 Mk2	14	21:12.92	21.64	77.29	1:24.92	3 82.75
4	36	B	Robert BARNETT	Toyota MR2 Mk2	14	21:24.55	33.27	76.59	1:26.43	4 81.31
5	68	B	Alexander LENNON	Toyota MR2 Mk2	14	21:26.03	34.75	76.50	1:26.10	4 81.62
6	77	B	John WILSON	Toyota MR2 Mk2	14	21:26.24	34.96	76.49	1:25.99	4 81.72
7	69	B	John HUTCHINSON	Toyota MR2 Mk2	14	21:26.93	35.65	76.45	1:27.28	14 80.51
8	23	B	James CROSS	Toyota MR2 Mk2	14	21:31.47	40.19	76.18	1:27.70	4 80.13
9	42	B	Colin HALLS	Toyota MR2 Mk2	14	21:37.11	46.83	75.85	1:27.56	4 80.26
10	24	B	Paul HUTSON	Toyota MR2 Mk2	14	21:40.22	48.94	75.66	1:27.69	4 80.14
11	87	B	Sam MOWLE	Toyota MR2 Mk2	14	21:40.51	49.23	75.65	1:29.25	4 78.74
12	79	C	Jonathan GRIMES	Toyota MR2 Mk3	14	21:41.10	49.82	75.61	1:27.91	4 79.94
13	33	B	George ROBINSON	Toyota MR2 Mk2	14	21:41.72	50.44	75.58	1:25.39	4 82.30
14	37	B	Michael WELLS	Toyota MR2 Mk2	14	21:42.54	51.26	75.53	1:27.96	4 79.90
15	22	B	Lee BULLOCK	Toyota MR2 Mk2	14	21:58.23	1:06.95	74.83	1:28.22	4 79.66
16	25	B	Clive MORPHETT	Toyota MR2 Mk2	14	21:58.94	1:07.66	74.59	1:26.77	4 80.99
17	84	B	Barry WILLISHER	Toyota MR2 Mk2	14	22:08.75	1:17.47	74.04	1:29.58	2 78.45
18	66	B	Louise ANDERSON	Toyota MR2 Mk2	14	22:13.11	1:21.83	73.80	1:30.10	2 77.99
19	30	B	Steve PEGG	Toyota MR2 Mk2	14	22:19.72	1:28.44	73.43	1:30.99	3 77.23
20	27	B	Simon TOPP	Toyota MR2 Mk2	14	22:20.12	1:28.84	73.41	1:29.93	2 78.14
21	51	B	Polar LEWIS	Toyota MR2 Mk2	13	20:56.90	1 Lap	72.88	1:30.55	4 77.61
22	88	C	Stuart NICHOLLS	Toyota MR2 Mk3	13	20:58.04	1 Lap	72.62	1:32.11	4 76.29
23	44	B	Luke AUSTIN	Toyota MR2 Mk2	13	20:59.44	1 Lap	72.54	1:31.14	4 77.10
24	52	C	Osman YUSUF	Toyota MR2 Mk3	13	20:59.74	1 Lap	72.52	1:31.77	3 76.57
25	26	B	Paul GRIMMETT	Toyota MR2 Mk2	13	21:15.64	1 Lap	71.61	1:29.96	2 78.11
26	32	B	George HOUGHAM	Toyota MR2 Mk2	13	21:28.74	1 Lap	70.89	1:34.11	2 74.67

Not-Classified

67	B	Lee McKEE	Toyota MR2 Mk2	13	20:48.56	DNF	73.17	1:28.22	2 78.76
1	B	Mark JESSOP	Toyota MR2 Mk2	10	14:54.44	DNF	78.57	1:24.44	4 83.22
50	B	Guy HEFFORD	Toyota MR2 Mk2	9	13:32.45	DNF	77.84	1:25.41	4 82.28
55	B	Andrei BGATOV	Toyota MR2 Mk2	9	13:40.63	DNF	77.07	1:25.54	3 82.15
56	B	Teresa BUCKLEY	Toyota MR2 Mk2	7	13:59.21	DNF	58.62	1:39.71	6 70.48
38	B	David BRYANT	Toyota MR2 Mk2	2	5:13.05	DNF	44.90	2:02.03	1 57.59
64	B	Matthew MARSH	Toyota MR2 Mk2	0		Starter	0.00		

Non-Starters

59	B	Benjamin HARVEY	Toyota MR2 Mk2						
----	---	-----------------	----------------	--	--	--	--	--	--

Fastest Lap

28	B	Zac CHAPMAN	Toyota MR2 Mk2				1:24.43	4 83.23	Rec
79	C	Jonathan GRIMES	Toyota MR2 Mk3				1:27.91	4 79.94	

Weather / Track: Changeable

Start Time : 18:54

Snetterton

14 Mar 10 17:17

Clerk of Course:

Time Issued :

Chief Timekeeper : Terry Stevens

17:47

THESE RESULTS REMAIN PROVISIONAL FOR A MINIMUM OF 30 MINUTES FROM THE TIME OF ISSUE AND UNTIL ALL JUDICIAL AND TECHNICAL MATTERS HAVE BEEN SETTLED

Results produced on HS Sports Timing and Results Systems. Results online at www.750MC.co.uk