



Porsche Club
Championship



Petro-Canada Lubricants Porsche Club Championship with Pirelli
Qualifying 1

PI	No	Cl	Name	Car	Laps	Time on Lap	Behind	MPH	
1	77	1	Mark SUMPTER	Porsche 996 C2	15	1:11.76	3	0.74	92.81
2	1	1	Mark McALEER	Porsche 992 C2	14	1:11.99	5	0.97	92.51
3	23	1	Simon CLARK	Porsche Cayman S	15	1:12.39	4	1.37	92.00
4	9	1	Chris DYER	Porsche Cayman S	13	1:13.01	10	1.99	91.22
5	2	1	Peter MORRIS	Porsche 997	14	1:13.17	4	2.15	91.02
6	7	1	Michael PRICE	Porsche 997 S	16	1:13.17	11	2.15	91.02
7	4	1	Andrew TOON	Porsche 996 Carrera RS	15	1:13.74	4	2.72	90.32
8	36	2	Jonathan EVANS	Porsche Boxster S	10	1:14.42	4	3.40	89.49
9	70	2	Angus ARCHER/See note	Porsche Boxster S	10	1:16.22	7	5.20	87.38
10	5	1	Nathalie McGLOIN	Porsche Cayman S	13	1:16.37	9	5.35	87.21
11	52	2	Andrew MUGGERIDGE	Porsche Boxster S	15	1:16.46	9	5.44	87.10
12	45	2	Paul SEAGRAVE	Porsche Boxster	14	1:16.51	3	5.49	87.05
13	68	2	Steve FREEMAN	Porsche Boxster S	15	1:16.52	12	5.50	87.04
14	71	2	Edward GRIMSHAW	Porsche Boxster S	14	1:17.36	11	6.34	86.09
15	59	2	Del BRETT	Porsche Boxster	14	1:17.44	8	6.42	86.00
16	60	4	Stuart INGS	Porsche 944 S2	14	1:20.06	14	9.04	83.19

Not-Seen

11	1	Craig WILKINS	Porsche 996 C2
24	3	Carl HAZLETON	Porsche Boxster S

No 70 - Please improve transponder location

Weather / Track:

Start Time : 09:00

Silverstone International

11 Aug 18 09:23

Clerk of Course :	Time Issued :	Chief Timekeeper : Terry Stevens
-------------------	---------------	----------------------------------

THESE RESULTS REMAIN PROVISIONAL FOR A MINIMUM OF 30 MINUTES FROM THE TIME OF ISSUE AND UNTIL ALL JUDICIAL AND TECHNICAL MATTERS HAVE BEEN SETTLED.

Petro-Canada Lubricants Porsche Club Championship with Pirelli

LAP TIMES - Qualifying 1

1	Mark McALEER									
Lap	1	2	3	4	5	6	7	8	9	10
1	1:19.51	1:13.13	1:12.48	1:12.02	1:11.99	-	2:23.06	1:12.54	1:12.23	1:16.08
11	1:14.59	1:15.59	1:25.75	1:14.97						
2	Peter MORRIS									
Lap	1	2	3	4	5	6	7	8	9	10
1	1:15.45	1:15.32	1:13.54	1:13.17	1:13.92	1:13.46	1:13.45	1:14.98	2:15.39	1:13.38
11	1:13.46	1:15.66	1:16.22	1:19.31						
4	Andrew TOON									
Lap	1	2	3	4	5	6	7	8	9	10
1	1:17.18	1:16.14	1:16.02	1:13.74	1:14.54	1:14.54	1:17.61	2:12.24	1:14.26	1:14.46
11	1:15.43	1:14.85	1:16.57	1:14.21	1:15.26					
5	Nathalie McGLOIN									
Lap	1	2	3	4	5	6	7	8	9	10
1	1:19.16	1:17.36	1:16.91	1:16.78	1:17.54	-	3:26.09	1:17.71	1:16.37	1:16.61
11	1:16.87	1:17.83	1:18.00							
7	Michael PRICE									
Lap	1	2	3	4	5	6	7	8	9	10
1	1:16.65	1:13.31	1:13.43	1:13.62	1:13.60	1:13.61	1:13.68	1:15.87	1:14.64	1:14.25
11	1:13.17	1:13.84	1:22.60	1:15.82	-	1:24.31				
9	Chris DYER									
Lap	1	2	3	4	5	6	7	8	9	10
1	1:17.38	1:16.47	1:13.42	1:13.05	1:13.77	1:13.27	2:23.39	1:14.82	1:13.36	1:13.01
11	1:13.71	1:14.04	1:23.09							
23	Simon CLARK									
Lap	1	2	3	4	5	6	7	8	9	10
1	1:19.45	1:12.89	1:12.57	1:12.39	1:12.54	1:13.25	1:13.05	2:24.31	1:13.13	1:13.02
11	1:13.11	1:17.59	1:13.11	1:14.53	1:23.63					
36	Jonathan EVANS									
Lap	1	2	3	4	5	6	7	8	9	10
1	1:16.85	1:15.03	1:14.70	1:14.42	1:18.18	6:25.00	1:14.96	1:15.01	1:15.10	-
45	Paul SEAGRAVE									
Lap	1	2	3	4	5	6	7	8	9	10
1	1:20.58	1:17.82	1:16.51	1:17.16	1:20.39	1:17.04	2:21.20	1:16.91	1:17.86	1:17.52
11	1:19.28	1:18.13	1:18.06	1:18.24						
52	Andrew MUGGERIDGE									
Lap	1	2	3	4	5	6	7	8	9	10
1	1:22.06	1:19.80	1:16.93	1:17.06	1:16.87	1:16.77	1:16.83	1:17.48	1:16.46	1:16.59
11	1:17.13	1:16.58	1:17.32	1:17.09	1:17.16					

59	Del BRETT										
Lap	1	2	3	4	5	6	7	8	9	10	
1	1:20.81	1:18.69	1:18.18	1:18.66	1:19.24	1:22.32	2:09.51	1:17.44	1:19.66	1:17.83	
11	1:18.99	1:18.52	1:17.78	1:17.99							

60	Stuart INGS									
Lap	1	2	3	4	5	6	7	8	9	10
1	1:29.19	1:21.03	1:21.02	1:21.02	1:23.78	1:20.67	1:21.47	1:20.77	1:21.32	1:23.51
11	1:29.35	1:26.63	1:28.19	1:20.06						

68	Steve FREEMAN									
Lap	1	2	3	4	5	6	7	8	9	10
1	1:22.04	1:16.95	1:16.82	1:17.07	1:16.63	1:16.59	1:16.63	1:17.74	1:17.59	1:17.54
11	1:17.06	1:16.52	1:17.72	1:17.85	1:18.68					


70	Angus ARCHER									
Lap	1	2	3	4	5	6	7	8	9	10
1	1:20.30	1:25.94	6:40.06	1:29.08	1:17.86	1:16.71	1:16.22	1:16.97	1:17.05	1:17.29

71	Edward GRIMSHAW									
Lap	1	2	3	4	5	6	7	8	9	10
1	1:25.47	1:21.66	1:19.95	1:20.11	1:19.14	1:18.24	1:22.25	2:05.43	1:18.19	1:17.78
11	1:17.36	1:17.76	1:18.09	1:19.39						

77	Mark SUMPTER									
Lap	1	2	3	4	5	6	7	8	9	10
1	1:19.40	1:12.66	1:11.76	1:11.92	1:11.97	1:12.29	1:12.50	1:17.43	1:18.25	1:13.63
11	2:33.05	1:12.15	1:12.32	1:12.17	1:12.94					



RACE GRID




Petro-Canada Lubricants Porsche Club Championship with Pirelli

Race 1

ROW 8	16	60	01:20.060 Stuart INGS	15	59	01:17.440 Del BRETT	
ROW 7		14	71	01:17.360 Edward GRIMSHAW	13	68	01:16.520 Steve FREEMAN
ROW 6		12	45	01:16.510 Paul SEAGRAVE	11	52	01:16.460 Andrew MUGGERIDGE
ROW 5		10	5	01:16.370 Nathalie McGLOIN	9	70	01:16.220 Angus ARCHER
ROW 4		8	36	01:14.420 Jonathan EVANS	7	4	01:13.740 Andrew TOON
ROW 3		6	7	01:13.170 Michael PRICE	5	2	01:13.170 Peter MORRIS
ROW 2		4	9	01:13.010 Chris DYER	3	23	01:12.390 Simon CLARK
ROW 1		2	1	01:11.990 Mark McALEER	1	77	01:11.760 Mark SUMPTER

POLE





Porsche Club
Championship



Provisional Results - Race 1

Petro-Canada Lubricants Porsche Club Championship with Pirelli

Pl	No	Cl	Name	Car	Laps	Time	Behind	MPH	Best Lap on	MPH
1	1	1	Mark McALEER	Porsche 992 C2	21	25:55.17		89.93	1:13.02	4 91.21
2	2	1	Peter MORRIS	Porsche 997	21	26:04.89	9.72	89.37	1:13.50	8 90.61
3	7	1	Michael PRICE	Porsche 997 S	21	26:05.56	10.39	89.34	1:13.17	3 91.02
4	4	1	Andrew TOON	Porsche 996 Carrera RS	21	26:06.16	10.99	89.30	1:13.61	12 90.48
5	36	2	Jonathan EVANS	Porsche Boxter S	21	26:48.37	53.20	86.96	1:15.39	4 88.34
6	52	2	Andrew MUGGERIDGE	Porsche Boxster S	21	26:57.99	1:02.82	86.44	1:15.78	10 87.89
7	5	1	Nathalie McGLOIN	Porsche Cayman S	20	25:55.78	1 Lap	85.62	1:16.38	10 87.20
8	70	2	Angus ARCHER	Porsche Boxster S	20	25:57.81	1 Lap	85.50	1:16.93	17 86.57
9	45	2	Paul SEAGRAVE	Porsche Boxster	20	26:13.25	1 Lap	84.67	1:17.41	10 86.04
10	68	2	Steve FREEMAN	Porsche Boxster S	20	26:36.82	1 Lap	83.42	1:17.43	3 86.01
11	59	2	Del BRETT	Porsche Boxster	20	26:42.17	1 Lap	83.14	1:17.81	15 85.59
12	71	2	Edward GRIMSHAW	Porsche Boxster S	20	26:51.13	1 Lap	82.67	1:19.10	7 84.20
13	60	4	Stuart INGS	Porsche 944 S2	20	27:01.64	1 Lap	82.14	1:19.75	6 83.51
14	23	1	Simon CLARK	Porsche Cayman S	19	26:29.83	2 Laps	79.59	1:12.72	2 91.58

Not-Classified

77	1	Mark SUMPTER	Porsche 996 C2	1	1:30.86	DNF	73.30		0	0.00
9	1	Chris DYER	Porsche Cayman S	1	2:05.86	DNF	52.92		0	0.00

Fastest Lap

23	1	Simon CLARK	Porsche Cayman S					1:12.72	2	91.58
36	2	Jonathan EVANS	Porsche Boxter S					1:15.39	4	88.34
60	4	Stuart INGS	Porsche 944 S2					1:19.75	6	83.51

Weather / Track:

Start Time : 11:46

Silverstone International

11 Aug 18 12:30

Clerk of Course :	Time Issued :	Chief Timekeeper : Terry Stevens
-------------------	---------------	----------------------------------

THESE RESULTS REMAIN PROVISIONAL FOR A MINIMUM OF 30 MINUTES FROM THE TIME OF ISSUE AND UNTIL ALL JUDICIAL AND TECHNICAL MATTERS HAVE BEEN SETTLED.

Results produced on HS Sports Timing and Results Systems

Lap Chart

Petro-Canada Lubricants Porsche Club Championship with Pirelli - Race 1

Lap 1		Lap 2		Lap 3		Lap 4		Lap 5		Lap 6		Lap 7		Lap 8		Lap 9		Lap 10	
No	Time	No	Time	No	Time	No	Time	No	Time	No	Time	No	Time	No	Time	No	Time	No	Time
1	1:17.20	1	2:31.00	1	3:44.35	1	4:57.37	1	6:10.49	1	7:23.79	1	8:37.09	1	9:50.49	1	11:03.96	1	12:17.39
23	1:19.89	23	2:32.61	23	3:45.76	23	4:59.02	23	6:11.83	23	7:24.95	23	8:38.70	23	9:51.95	23	11:05.52	23	12:19.05
2	1:20.93	2	2:34.83	2	3:48.74	2	5:02.65	2	6:16.88	2	7:30.78	2	8:44.75	2	9:58.25	2	11:12.10	2	12:26.00
4	1:21.84	4	2:35.81	4	3:49.86	4	5:03.86	4	6:17.58	4	7:31.56	4	8:45.65	4	9:59.93	7	11:14.47	7	12:29.01
36	1:22.71	7	2:37.15	7	3:50.32	7	5:04.40	7	6:18.33	7	7:31.97	7	8:45.99	7	10:00.26	4	11:14.90	4	12:29.36
7	1:22.82	36	2:39.27	36	3:54.74	36	5:10.13	36	6:25.52	36	7:41.57	36	8:57.39	36	10:14.10	36	11:29.80	36	12:46.08
70	1:24.47	70	2:41.90	70	3:59.20	70	5:16.44	70	6:33.46	52	7:51.90	52	9:08.10	52	10:24.43	52	11:40.82	52	12:56.60
45	1:26.31	52	2:44.39	52	4:01.27	52	5:17.91	52	6:33.93	70	7:52.47	5	9:10.03	5	10:26.60	5	11:43.05	5	12:59.43
52	1:26.56	5	2:45.31	5	4:02.32	5	5:19.21	5	6:35.92	5	7:53.07	70	9:10.53	70	10:28.73	70	11:46.01	70	13:04.10
5	1:27.64	45	2:46.72	45	4:04.53	45	5:22.77	45	6:41.02	45	7:59.68	45	9:17.95	45	10:36.42	45	11:54.14	45	13:11.55
71	1:28.63	71	2:48.07	71	4:07.67	71	5:27.10	71	6:47.54	68	8:06.93	68	9:24.98	68	10:43.26	68	12:02.09	68	13:20.68
59	1:29.03	59	2:48.44	59	4:08.03	59	5:27.64	59	6:47.87	71	8:07.58	71	9:26.68	71	10:46.06	71	12:07.81	59	13:29.83
77	1:30.86	60	2:53.00	68	4:12.09	68	5:30.44	68	6:48.28	59	8:08.27	59	9:27.40	59	10:46.27	59	12:08.14	71	13:30.28
60	1:31.92	68	2:54.66	60	4:13.22	60	5:33.25	60	6:53.45	60	8:13.20	60	9:33.50	60	10:53.89	60	12:14.30		
68	1:35.60																		
9	2:05.86																		

Lap Chart

Petro-Canada Lubricants Porsche Club Championship with Pirelli - Race 1

Lap 11		Lap 12		Lap 13		Lap 14		Lap 15		Lap 16		Lap 17		Lap 18		Lap 19		Lap 20	
No	Time	No	Time	No	Time	No	Time	No	Time	No	Time	No	Time	No	Time	No	Time	No	Time
1	13:31.42	1	14:45.27	1	15:59.50	1	17:13.56	1	18:28.07	1	19:42.01	1	20:56.59	1	22:10.77	1	23:25.41	1	24:39.78
23	13:33.37	23	14:47.62	68	16:01.21 *1	68	17:21.54 *1	2	18:37.22	2	19:51.29	45	20:58.51 *1	45	22:17.03 *1	2	23:35.77	70	24:40.79 *1
60	13:35.76 *1	59	14:49.67 *1	23	16:01.54	23	17:21.67	7	18:39.00	7	19:52.93	2	21:05.63	2	22:20.43	45	23:35.96 *1	2	24:50.97
2	13:39.63	71	14:52.14 *1	2	16:07.46	2	17:21.78	4	18:40.20	4	19:53.92	7	21:06.59	7	22:20.65	7	23:35.97	7	24:51.51
7	13:42.98	2	14:53.37	59	16:09.12 *1	7	17:25.03	68	18:42.56 *1	68	20:02.08 *1	4	21:07.98	4	22:22.09	4	23:36.34	4	24:51.99
4	13:43.71	60	14:55.70 *1	7	16:09.96	4	17:25.50	59	18:48.58 *1	59	20:06.39 *1	68	21:21.66 *1	23	22:26.01 *2	23	23:46.13 *2	45	24:55.10 *1
36	14:02.14	7	14:56.53	4	16:11.21	59	17:29.14 *1	71	18:51.41 *1	71	20:11.18 *1	59	21:24.80 *1	68	22:40.89 *1	68	23:59.47 *1	23	25:05.64 *2
52	14:13.50	4	14:57.32	71	16:12.39 *1	71	17:32.07 *1	23	18:54.35	60	20:19.08 *1	71	21:30.68 *1	59	22:44.44 *1	59	24:03.12 *1	68	25:18.27 *1
5	14:16.14	36	15:18.91	60	16:19.05 *1	60	17:38.86 *1	60	18:58.78 *1	36	20:26.16	60	21:39.15 *1	71	22:51.01 *1	71	24:10.82 *1	59	25:22.77 *1
70	14:21.87	52	15:29.85	36	16:34.94	36	17:51.11	36	19:09.81	52	20:35.78	36	21:42.74	36	22:58.86	36	24:15.13	71	25:31.02 *1
45	14:29.14	5	15:33.29	52	16:46.18	52	18:02.53	52	19:19.83	5	20:43.90	52	21:51.99	60	23:00.18 *1	60	24:20.22 *1	36	25:31.31
68	14:40.57	70	15:39.33	5	16:51.09	5	18:08.90	5	19:26.41	70	20:49.20	5	22:01.08	52	23:08.07	52	24:24.27	60	25:40.81 *1
		45	15:46.98	70	16:56.96	70	18:14.52	70	19:32.08			70	22:06.13	5	23:19.25	5	24:37.35	52	25:41.01
				45	17:05.00	45	18:22.43	45	19:40.09					70	23:23.69				

Lap Chart

Petro-Canada Lubricants Porsche Club Championship with Pirelli - Race 1

Lap 21		Lap 22		Lap 23		Lap 24		Lap 25		Lap 26		Lap 27		Lap 28		Lap 29		Lap 30	
No	Time	No	Time	No	Time	No	Time	No	Time	No	Time	No	Time	No	Time	No	Time	No	Time
1	25:55.17																		
5	25:55.78 *1																		
70	25:57.81 *1																		
2	26:04.89																		
7	26:05.56																		
4	26:06.16																		
45	26:13.25 *1																		
23	26:29.83 *2																		
68	26:36.82 *1																		
59	26:42.17 *1																		
36	26:48.37																		
71	26:51.13 *1																		
52	26:57.99																		
60	27:01.64 *1																		

Petro-Canada Lubricants Porsche Club Championship with Pirelli

LAP TIMES - Race 1

1 Mark McALEER

Lap	1	2	3	4	5	6	7	8	9	10
1	1:17.20	1:13.80	1:13.35	1:13.02	1:13.12	1:13.30	1:13.30	1:13.40	1:13.47	1:13.43
11	1:14.03	1:13.85	1:14.23	1:14.06	1:14.51	1:13.94	1:14.58	1:14.18	1:14.64	1:14.37
21	1:15.39									

2 Peter MORRIS

Lap	1	2	3	4	5	6	7	8	9	10
1	1:20.93	1:13.90	1:13.91	1:13.91	1:14.23	1:13.90	1:13.97	1:13.50	1:13.85	1:13.90
11	1:13.63	1:13.74	1:14.09	1:14.32	1:15.44	1:14.07	1:14.34	1:14.80	1:15.34	1:15.20
21	1:13.92									

4 Andrew TOON

Lap	1	2	3	4	5	6	7	8	9	10
1	1:21.84	1:13.97	1:14.05	1:14.00	1:13.72	1:13.98	1:14.09	1:14.28	1:14.97	1:14.46
11	1:14.35	1:13.61	1:13.89	1:14.29	1:14.70	1:13.72	1:14.06	1:14.11	1:14.25	1:15.65
21	1:14.17									

5 Nathalie McGLOIN

Lap	1	2	3	4	5	6	7	8	9	10
1	1:27.64	1:17.67	1:17.01	1:16.89	1:16.71	1:17.15	1:16.96	1:16.57	1:16.45	1:16.38
11	1:16.71	1:17.15	1:17.80	1:17.81	1:17.51	1:17.49	1:17.18	1:18.17	1:18.10	1:18.43

7 Michael PRICE

Lap	1	2	3	4	5	6	7	8	9	10
1	1:22.82	1:14.33	1:13.17	1:14.08	1:13.93	1:13.64	1:14.02	1:14.27	1:14.21	1:14.54
11	1:13.97	1:13.55	1:13.43	1:15.07	1:13.97	1:13.93	1:13.66	1:14.06	1:15.32	1:15.54
21	1:14.05									

9 Chris DYER

Lap	1	2	3	4	5	6	7	8	9	10
1	2:05.86									

23 Simon CLARK

Lap	1	2	3	4	5	6	7	8	9	10
1	1:19.89	1:12.72	1:13.15	1:13.26	1:12.81	1:13.12	1:13.75	1:13.25	1:13.57	1:13.53
11	1:14.32	1:14.25	1:13.92	1:20.13	1:32.68	3:31.66	1:20.12	1:19.51	1:24.19	

36 Jonathan EVANS

Lap	1	2	3	4	5	6	7	8	9	10
1	1:22.71	1:16.56	1:15.47	1:15.39	1:15.39	1:16.05	1:15.82	1:16.71	1:15.70	1:16.28
11	1:16.06	1:16.77	1:16.03	1:16.17	1:18.70	1:16.35	1:16.58	1:16.12	1:16.27	1:16.18
21	1:17.06									

45 Paul SEAGRAVE

Lap	1	2	3	4	5	6	7	8	9	10
1	1:26.31	1:20.41	1:17.81	1:18.24	1:18.25	1:18.66	1:18.27	1:18.47	1:17.72	1:17.41
11	1:17.59	1:17.84	1:18.02	1:17.43	1:17.66	1:18.42	1:18.52	1:18.93	1:19.14	1:18.15

52 Andrew MUGGERIDGE

Lap	1	2	3	4	5	6	7	8	9	10
1	1:26.56	1:17.83	1:16.88	1:16.64	1:16.02	1:17.97	1:16.20	1:16.33	1:16.39	1:15.78
11	1:16.90	1:16.35	1:16.33	1:16.35	1:17.30	1:15.95	1:16.21	1:16.08	1:16.20	1:16.74
21	1:16.98									

59 Del BRETT

Lap	1	2	3	4	5	6	7	8	9	10
1	1:29.03	1:19.41	1:19.59	1:19.61	1:20.23	1:20.40	1:19.13	1:18.87	1:21.87	1:21.69
11	1:19.84	1:19.45	1:20.02	1:19.44	1:17.81	1:18.41	1:19.64	1:18.68	1:19.65	1:19.40

60 Stuart INGS

Lap	1	2	3	4	5	6	7	8	9	10
1	1:31.92	1:21.08	1:20.22	1:20.03	1:20.20	1:19.75	1:20.30	1:20.39	1:20.41	1:21.46
11	1:19.94	1:23.35	1:19.81	1:19.92	1:20.30	1:20.07	1:21.03	1:20.04	1:20.59	1:20.83

68 Steve FREEMAN

Lap	1	2	3	4	5	6	7	8	9	10
1	1:35.60	1:19.06	1:17.43	1:18.35	1:17.84	1:18.65	1:18.05	1:18.28	1:18.83	1:18.59
11	1:19.89	1:20.64	1:20.33	1:21.02	1:19.52	1:19.58	1:19.23	1:18.58	1:18.80	1:18.55

70 Angus ARCHER

Lap	1	2	3	4	5	6	7	8	9	10
1	1:24.47	1:17.43	1:17.30	1:17.24	1:17.02	1:19.01	1:18.06	1:18.20	1:17.28	1:18.09
11	1:17.77	1:17.46	1:17.63	1:17.56	1:17.56	1:17.12	1:16.93	1:17.56	1:17.10	1:17.02

71 Edward GRIMSHAW

Lap	1	2	3	4	5	6	7	8	9	10
1	1:28.63	1:19.44	1:19.60	1:19.43	1:20.44	1:20.04	1:19.10	1:19.38	1:21.75	1:22.47
11	1:21.86	1:20.25	1:19.68	1:19.34	1:19.77	1:19.50	1:20.33	1:19.81	1:20.20	1:20.11

77 Mark SUMPTER

Lap	1	2	3	4	5	6	7	8	9	10
1	1:30.86									



Porsche Club
Championship



Petro-Canada Lubricants Porsche Club Championship with Pirelli

**Qualifying 1
Second Best Times**

Pl	No	Cl	Name	Car	Laps	2nd Best on Lap
1	77	1	Mark SUMPTER	Porsche 996 C2	15	1:11.92 4
2	1	1	Mark McALEER	Porsche 992 C2	14	1:12.02 4
3	23	1	Simon CLARK	Porsche Cayman S	15	1:12.54 5
4	9	1	Chris DYER	Porsche Cayman S	13	1:13.05 4
5	7	1	Michael PRICE	Porsche 997 S	16	1:13.31 2
6	2	1	Peter MORRIS	Porsche 997	14	1:13.38 10
7	4	1	Andrew TOON	Porsche 996 Carrera RS	15	1:14.21 14
8	36	2	Jonathan EVANS	Porsche Boxster S	10	1:14.70 3
9	52	2	Andrew MUGGERIDGE	Porsche Boxster S	15	1:16.58 12
10	68	2	Steve FREEMAN	Porsche Boxster S	15	1:16.59 6
11	5	1	Nathalie McGLOIN	Porsche Cayman S	13	1:16.61 10
12	70	2	Angus ARCHER/See note	Porsche Boxster S	10	1:16.71 6
13	45	2	Paul SEAGRAVE	Porsche Boxster	14	1:16.91 8
14	71	2	Edward GRIMSHAW	Porsche Boxster S	14	1:17.76 12
15	59	2	Del BRETT	Porsche Boxster	14	1:17.78 13
16	60	4	Stuart INGS	Porsche 944 S2	14	1:20.67 6

Not-Seen

11	1	Craig WILKINS	Porsche 996 C2
24	3	Carl HAZLETON	Porsche Boxster S

No 70 - Please improve transponder location

Weather / Track:

Start Time : 09:00

Silverstone International

11 Aug 18 09:26


Clerk of Course :	Time Issued :	Chief Timekeeper : Terry Stevens
-------------------	---------------	----------------------------------

THESE RESULTS REMAIN PROVISIONAL FOR A MINIMUM OF 30 MINUTES FROM THE TIME OF ISSUE AND UNTIL ALL JUDICIAL AND TECHNICAL MATTERS HAVE BEEN SETTLED.

Results produced on HS Sports Timing and Results Systems. Results online at www.750MC.co.uk



RACE GRID



Petro-Canada Lubricants Porsche Club Championship with Pirelli

Race 6

ROW 10	20		19	
ROW 9	18	24 Carl HAZLETON	17	11 Craig WILKINS
ROW 8	16	60 01:20.670 Stuart INGS	15	59 01:17.780 Del BRETT
ROW 7	14	71 01:17.760 Edward GRIMSHAW	13	45 01:16.910 Paul SEAGRAVE
ROW 6	12	70 01:16.710 Angus ARCHER	11	5 01:16.610 Nathalie McGLOIN
ROW 5	10	68 01:16.590 Steve FREEMAN	9	52 01:16.580 Andrew MUGGERIDGE
ROW 4	8	36 01:14.700 Jonathan EVANS	7	4 01:14.210 Andrew TOON
ROW 3	6	2 01:13.380 Peter MORRIS	5	7 01:13.310 Michael PRICE
ROW 2	4	9 01:13.050 Chris DYER	3	23 01:12.540 Simon CLARK
ROW 1	2	1 01:12.020 Mark McALEER	1	77 01:11.920 Mark SUMPTER

POLE