



Aim Technologies Bikesports Championship

Qualifying 3

| PI | No | Cl | Name | Car | Laps | Time on Lap | Behind | MPH | |
|----|-----|----|------------------|-----------------|------|-------------|--------|-------|-------|
| 1 | 10 | B | Chris PREEN | Radical SR3 RS | 8 | 1:51.86 | 6 | 0.01 | 95.55 |
| 2 | 99 | B | Stefano LEANEY | Radical PR6 | 7 | 1:51.92 | 5 | 0.07 | 95.50 |
| 3 | 111 | B | Aaron BAILEY | Radical SR3 | 7 | 1:54.04 | 7 | 2.19 | 93.73 |
| 4 | 14 | B | John MACLEOD | Radical SR3 RSX | 8 | 1:54.57 | 7 | 2.72 | 93.29 |
| 5 | 7 | B | Julian GRIFFITHS | Radical PR6 | 7 | 1:55.17 | 4 | 3.32 | 92.81 |
| 6 | 2 | C | Joe WIGGIN | Sabre G2 | 6 | 1:57.03 | 5 | 5.18 | 91.33 |
| 7 | 50 | A | Doug CARTER | Radical PR6 | 8 | 1:57.18 | 6 | 5.33 | 91.21 |
| 8 | 25 | A | James BREAKELL | Radical SR3 RSX | 7 | 1:57.18 | 7 | 5.33 | 91.21 |
| 9 | 5 | B | Bruce CRAWLEY | Radical SR3 RSX | 7 | 1:59.05 | 7 | 7.20 | 89.78 |
| 10 | 30 | B | Mark GRASON | Radical SR3 | 7 | 2:02.49 | 4 | 10.64 | 87.26 |
| 11 | 42 | A | Paul PEARCE | Radical SR3 RSX | 7 | 2:02.60 | 6 | 10.75 | 87.18 |
| 12 | 81 | B | Julian CALDWELL | Radical SR3 RS | 6 | 2:03.16 | 6 | 11.31 | 86.78 |
| 13 | 56 | B | Jon WATSON | Radical SR3 | 7 | 2:06.24 | 4 | 14.39 | 84.67 |

Not-Seen

21 B Charles ADRIAN Radical SR3

No 81 & 99 - bestg lap time removed - track limits

Weather / Track:

Start Time : 10:22

Snetterton 300

24 Sep 17 10:43

| | | |
|-------------------|---------------|----------------------------------|
| Clerk of Course : | Time Issued : | Chief Timekeeper : Terry Stevens |
|-------------------|---------------|----------------------------------|

THESE RESULTS REMAIN PROVISIONAL FOR A MINIMUM OF 30 MINUTES FROM THE TIME OF ISSUE AND UNTIL ALL JUDICIAL AND TECHNICAL MATTERS HAVE BEEN SETTLED.

Results produced on HS Sports Timing and Results Systems. Results online at www.750MC.co.uk

Aim Technologies Bikesports Championship


LAP TIMES - Qualifying 3

| | | | | | | | | | | | |
|------------|-------------------------|----------|----------|----------|----------|----------|----------|----------|----------|----------|-----------|
| 2 | Joe WIGGIN | | | | | | | | | | |
| | Lap | 1 | 2 | 3 | 4 | 5 | 6 | 7 | 8 | 9 | 10 |
| | 1 | 2:23.72 | 2:00.78 | 1:59.91 | 1:57.10 | 1:57.03 | 1:57.99 | | | | |
| 5 | Bruce CRAWLEY | | | | | | | | | | |
| | Lap | 1 | 2 | 3 | 4 | 5 | 6 | 7 | 8 | 9 | 10 |
| | 1 | 2:24.43 | 2:04.90 | 2:04.25 | 1:59.21 | 1:59.08 | 1:59.07 | 1:59.05 | | | |
| 7 | Julian GRIFFITHS | | | | | | | | | | |
| | Lap | 1 | 2 | 3 | 4 | 5 | 6 | 7 | 8 | 9 | 10 |
| | 1 | 2:17.78 | 2:03.17 | 1:56.27 | 1:55.17 | 2:05.64 | 1:55.23 | 1:58.63 | | | |
| 10 | Chris PREEN | | | | | | | | | | |
| | Lap | 1 | 2 | 3 | 4 | 5 | 6 | 7 | 8 | 9 | 10 |
| | 1 | 2:13.94 | 1:57.75 | 1:55.25 | 1:53.04 | 1:52.74 | 1:51.86 | 1:53.30 | 1:52.38 | | |
| 14 | John MACLEOD | | | | | | | | | | |
| | Lap | 1 | 2 | 3 | 4 | 5 | 6 | 7 | 8 | 9 | 10 |
| | 1 | 2:17.40 | 2:01.58 | 1:59.37 | 1:56.28 | 1:55.29 | 1:54.63 | 1:54.57 | 2:15.36 | | |
| 25 | James BREAKELL | | | | | | | | | | |
| | Lap | 1 | 2 | 3 | 4 | 5 | 6 | 7 | 8 | 9 | 10 |
| | 1 | 2:18.16 | 2:04.45 | 1:59.92 | 3:19.44 | 2:04.39 | 1:57.32 | 1:57.18 | | | |
| 30 | Mark GRASON | | | | | | | | | | |
| | Lap | 1 | 2 | 3 | 4 | 5 | 6 | 7 | 8 | 9 | 10 |
| | 1 | 2:31.86 | 2:09.14 | 2:04.34 | 2:02.49 | 2:04.02 | 2:03.09 | 3:15.25 | | | |
| 42 | Paul PEARCE | | | | | | | | | | |
| | Lap | 1 | 2 | 3 | 4 | 5 | 6 | 7 | 8 | 9 | 10 |
| | 1 | 2:51.23 | 2:14.11 | 2:05.99 | 2:04.42 | 2:02.87 | 2:02.60 | 2:03.32 | | | |
| 50 | Doug CARTER | | | | | | | | | | |
| | Lap | 1 | 2 | 3 | 4 | 5 | 6 | 7 | 8 | 9 | 10 |
| | 1 | 2:16.78 | 1:59.62 | 1:58.20 | 1:58.30 | 1:59.49 | 1:57.18 | 2:00.42 | 1:59.78 | | |
| 56 | Jon WATSON | | | | | | | | | | |
| | Lap | 1 | 2 | 3 | 4 | 5 | 6 | 7 | 8 | 9 | 10 |
| | 1 | 2:43.19 | 2:22.81 | 2:08.75 | 2:06.24 | 2:06.46 | 2:08.23 | 2:07.01 | | | |
| 81 | Julian CALDWELL | | | | | | | | | | |
| | Lap | 1 | 2 | 3 | 4 | 5 | 6 | 7 | 8 | 9 | 10 |
| | 1 | 2:20.46 | 2:04.47 | 2:04.86 | 2:03.68 | - | 2:03.16 | | | | |
| 99 | Stefano LEANEY | | | | | | | | | | |
| | Lap | 1 | 2 | 3 | 4 | 5 | 6 | 7 | 8 | 9 | 10 |
| | 1 | 2:09.14 | 1:55.00 | - | 1:52.87 | 1:51.92 | 3:00.89 | 1:55.61 | | | |
| 111 | Aaron BAILEY | | | | | | | | | | |
| | Lap | 1 | 2 | 3 | 4 | 5 | 6 | 7 | 8 | 9 | 10 |
| | 1 | 2:20.75 | 2:04.31 | 1:59.83 | 1:55.28 | 1:54.46 | 1:56.41 | 1:54.04 | | | |

RACE GRID

Race 2

Aim Technologies Bikesports Championship

| | | | | | |
|--|---|---|--|---|--|
| ROW 8 | | | | | |
| | | 15 | | 16 | |
| ROW 7 | 30 02:02.490 Mark GRASON | | | | |
| | 13 | | 14 | | |
| ROW 6 | | 56 02:06.240 Jon WATSON | | 81 02:03.160 Julian CALDWELL | |
| | | 11 | | 12 | |
| ROW 5 | 5 01:59.050 Bruce CRAWLEY | | 42 02:02.600 Paul PEARCE | | |
| | 9 | | 10 | | |
| ROW 4 | | 50 01:57.180 Doug CARTER | | 25 01:57.180 James BREAKELL | |
| | | 7 | | 8 | |
| ROW 3 | 7 01:55.170 Julian GRIFFITHS | | 2 01:57.030 Joe WIGGIN | | |
| | 5 | | 6 | | |
| ROW 2 | | 111 01:54.040 Aaron BAILEY | | 14 01:54.570 John MACLEOD | |
| | | 3 | | 4 | |
| ROW 1 | 10 01:51.860 Chris PREEN | | 99 01:51.920 Stefano LEANEY | | |
| | 1 | | 2 | | |
| | POLE | | | | |
|  | | | | | |

GRID PENALTIES FROM SILVERSTONE: 81 - 2 positions; 30 - 4 positions.



Provisional Results - Race 2

Aim Technologies Bikesports Championship

| Pl | No | Cl | Name | Car | Laps | Time | Behind | MPH | Best Lap on | MPH |
|----|----|----|------------------|-----------------|------|----------|---------|-------|-------------|----------|
| 1 | 99 | B | Stefano LEANEY | Radical PR6 | 10 | 19:54.57 | | 89.47 | 1:52.75 | 6 94.80 |
| 2 | 10 | B | Chris PREEN | Radical SR3 RS | 10 | 20:06.00 | 11.43 | 88.63 | 1:53.34 | 5 94.30 |
| 3 | 7 | B | Julian GRIFFITHS | Radical PR6 | 10 | 20:19.85 | 25.28 | 87.62 | 1:54.74 | 8 93.15 |
| 4 | 81 | B | Julian CALDWELL | Radical SR3 RS | 10 | 20:23.02 | 28.45 | 87.39 | 1:54.46 | 7 93.38 |
| 5 | 25 | A | James BREAKELL | Radical SR3 RSX | 10 | 20:46.95 | 52.38 | 85.72 | 1:57.23 | 10 91.17 |
| 6 | 50 | A | Doug CARTER | Radical PR6 | 10 | 21:00.59 | 1:06.02 | 84.79 | 1:59.15 | 4 89.71 |
| 7 | 42 | A | Paul PEARCE | Radical SR3 RSX | 10 | 21:25.96 | 1:31.39 | 83.12 | 2:00.89 | 10 88.41 |
| 8 | 30 | B | Mark GRASON | Radical SR3 | 10 | 21:47.72 | 1:53.15 | 81.73 | 2:02.04 | 10 87.58 |
| 9 | 56 | B | Jon WATSON | Radical SR3 | 10 | 21:53.02 | 1:58.45 | 81.40 | 2:03.43 | 4 86.59 |
| 10 | 5 | B | Bruce CRAWLEY | Radical SR3 RSX | 10 | 21:57.48 | 2:02.91 | 81.13 | 2:00.64 | 8 88.60 |

Not-Classified

| | | | | | | | | | |
|-----|---|------------------------------|-----------------|---|---------|---------|-------|---------|---------|
| 2 | C | Joe WIGGIN/NO TRANSPONDER | Sabre G2 | 4 | 8:49.07 | DNF | 80.81 | 1:56.80 | 2 91.51 |
| 14 | B | John MACLEOD | Radical SR3 RSX | 4 | 8:49.90 | DNF | 80.68 | 1:56.48 | 2 91.76 |
| 111 | B | Aaron BAILEY | Radical SR3 | 0 | | Starter | | | |

Fastest Lap

| | | | | | | | | | |
|----|---|------------------------------|-----------------|--|--|--|--|---------|-------------|
| 99 | B | Stefano LEANEY | Radical PR6 | | | | | 1:52.75 | 6 94.80 |
| 2 | C | Joe WIGGIN/NO TRANSPONDER | Sabre G2 | | | | | 1:56.80 | 2 91.51 Rec |
| 25 | A | James BREAKELL | Radical SR3 RSX | | | | | 1:57.23 | 10 91.17 |

Weather / Track: Bright / Dry

Start Time : 12:39

Snetterton 300

24 Sep 17 13:02

| | | |
|-------------------|---------------|----------------------------------|
| Clerk of Course : | Time Issued : | Chief Timekeeper : Terry Stevens |
|-------------------|---------------|----------------------------------|

THESE RESULTS REMAIN PROVISIONAL FOR A MINIMUM OF 30 MINUTES FROM THE TIME OF ISSUE AND UNTIL ALL JUDICIAL AND TECHNICAL MATTERS HAVE BEEN SETTLED.

Results produced on HS Sports Timing and Results Systems

Lap Chart

Aim Technologies Bikesports Championship - Race 2

| Lap 1 | | Lap 2 | | Lap 3 | | Lap 4 | | Lap 5 | | Lap 6 | | Lap 7 | | Lap 8 | | Lap 9 | | Lap 10 | |
|-------|---------|-------|---------|-------|---------|-------|---------|-------|----------|-------|----------|-------|----------|-------|----------|-------|----------|--------|----------|
| No | Time | No | Time | No | Time | No | Time | No | Time | No | Time | No | Time | No | Time | No | Time | No | Time |
| 99 | 2:53.66 | 99 | 4:48.50 | 99 | 6:42.03 | 99 | 8:35.33 | 99 | 10:28.65 | 99 | 12:21.40 | 99 | 14:14.38 | 99 | 16:07.65 | 99 | 18:01.44 | 99 | 19:54.57 |
| 14 | 2:55.09 | 14 | 4:51.57 | 14 | 6:48.16 | 10 | 8:42.52 | 10 | 10:35.86 | 10 | 12:29.68 | 10 | 14:23.54 | 10 | 16:17.31 | 10 | 18:11.54 | 10 | 20:06.00 |
| 10 | 2:55.48 | 10 | 4:51.87 | 10 | 6:48.29 | 7 | 8:48.29 | 7 | 10:43.78 | 7 | 12:39.02 | 7 | 14:33.97 | 7 | 16:28.71 | 7 | 18:24.01 | 7 | 20:19.85 |
| 2 | 2:56.56 | 2 | 4:53.36 | 2 | 6:50.60 | 2 | 8:49.07 | 81 | 10:47.97 | 81 | 12:43.25 | 81 | 14:37.71 | 81 | 16:33.10 | 81 | 18:27.61 | 81 | 20:23.02 |
| 7 | 2:57.50 | 7 | 4:55.26 | 7 | 6:50.86 | 14 | 8:49.90 | 25 | 10:57.63 | 25 | 12:55.30 | 25 | 14:53.28 | 25 | 16:51.82 | 25 | 18:49.72 | 25 | 20:46.95 |
| 50 | 3:00.76 | 81 | 5:00.30 | 81 | 6:55.97 | 81 | 8:51.10 | 50 | 11:01.33 | 50 | 13:01.04 | 50 | 15:01.19 | 50 | 17:00.96 | 50 | 19:00.39 | 50 | 21:00.59 |
| 25 | 3:01.01 | 50 | 5:00.45 | 25 | 7:01.18 | 25 | 8:59.88 | 42 | 11:20.14 | 42 | 13:21.31 | 42 | 15:22.83 | 42 | 17:23.81 | 42 | 19:25.07 | 42 | 21:25.96 |
| 81 | 3:01.50 | 25 | 5:01.69 | 50 | 7:02.19 | 50 | 9:01.34 | 56 | 11:25.88 | 56 | 13:30.12 | 56 | 15:37.32 | 30 | 17:42.52 | 30 | 19:45.68 | 30 | 21:47.72 |
| 42 | 3:08.44 | 42 | 5:13.17 | 42 | 7:15.77 | 42 | 9:18.52 | 5 | 11:26.18 | 5 | 13:31.59 | 30 | 15:38.55 | 56 | 17:42.66 | 56 | 19:48.34 | 56 | 21:53.02 |
| 56 | 3:09.63 | 56 | 5:15.01 | 56 | 7:18.58 | 56 | 9:22.01 | 30 | 11:27.54 | 30 | 13:32.81 | 5 | 15:44.69 | 5 | 17:45.33 | 5 | 19:49.22 | 5 | 21:57.48 |
| 5 | 3:10.85 | 5 | 5:16.40 | 30 | 7:20.25 | 30 | 9:24.35 | | | | | | | | | | | | |
| 30 | 3:11.09 | 30 | 5:16.77 | 5 | 7:20.33 | 5 | 9:24.56 | | | | | | | | | | | | |

Aim Technologies Bikesports Championship

LAP TIMES - Race 2

| | | | | | | | | | | | |
|-----------|-------------------------|----------|----------|----------|----------|----------|----------|----------|----------|----------|-----------|
| 2 | Joe WIGGIN | | | | | | | | | | |
| | Lap | 1 | 2 | 3 | 4 | 5 | 6 | 7 | 8 | 9 | 10 |
| | 1 | 2:56.56 | 1:56.80 | 1:57.24 | 1:58.47 | | | | | | |
| 5 | Bruce CRAWLEY | | | | | | | | | | |
| | Lap | 1 | 2 | 3 | 4 | 5 | 6 | 7 | 8 | 9 | 10 |
| | 1 | 3:10.85 | 2:05.55 | 2:03.93 | 2:04.23 | 2:01.62 | 2:05.41 | 2:13.10 | 2:00.64 | 2:03.89 | 2:08.26 |
| 7 | Julian GRIFFITHS | | | | | | | | | | |
| | Lap | 1 | 2 | 3 | 4 | 5 | 6 | 7 | 8 | 9 | 10 |
| | 1 | 2:57.50 | 1:57.76 | 1:55.60 | 1:57.43 | 1:55.49 | 1:55.24 | 1:54.95 | 1:54.74 | 1:55.30 | 1:55.84 |
| 10 | Chris PREEN | | | | | | | | | | |
| | Lap | 1 | 2 | 3 | 4 | 5 | 6 | 7 | 8 | 9 | 10 |
| | 1 | 2:55.48 | 1:56.39 | 1:56.42 | 1:54.23 | 1:53.34 | 1:53.82 | 1:53.86 | 1:53.77 | 1:54.23 | 1:54.46 |
| 14 | John MACLEOD | | | | | | | | | | |
| | Lap | 1 | 2 | 3 | 4 | 5 | 6 | 7 | 8 | 9 | 10 |
| | 1 | 2:55.09 | 1:56.48 | 1:56.59 | 2:01.74 | | | | | | |
| 25 | James BREAKELL | | | | | | | | | | |
| | Lap | 1 | 2 | 3 | 4 | 5 | 6 | 7 | 8 | 9 | 10 |
| | 1 | 3:01.01 | 2:00.68 | 1:59.49 | 1:58.70 | 1:57.75 | 1:57.67 | 1:57.98 | 1:58.54 | 1:57.90 | 1:57.23 |
| 30 | Mark GRASON | | | | | | | | | | |
| | Lap | 1 | 2 | 3 | 4 | 5 | 6 | 7 | 8 | 9 | 10 |
| | 1 | 3:11.09 | 2:05.68 | 2:03.48 | 2:04.10 | 2:03.19 | 2:05.27 | 2:05.74 | 2:03.97 | 2:03.16 | 2:02.04 |
| 42 | Paul PEARCE | | | | | | | | | | |
| | Lap | 1 | 2 | 3 | 4 | 5 | 6 | 7 | 8 | 9 | 10 |
| | 1 | 3:08.44 | 2:04.73 | 2:02.60 | 2:02.75 | 2:01.62 | 2:01.17 | 2:01.52 | 2:00.98 | 2:01.26 | 2:00.89 |
| 50 | Doug CARTER | | | | | | | | | | |
| | Lap | 1 | 2 | 3 | 4 | 5 | 6 | 7 | 8 | 9 | 10 |
| | 1 | 3:00.76 | 1:59.69 | 2:01.74 | 1:59.15 | 1:59.99 | 1:59.71 | 2:00.15 | 1:59.77 | 1:59.43 | 2:00.20 |
| 56 | Jon WATSON | | | | | | | | | | |
| | Lap | 1 | 2 | 3 | 4 | 5 | 6 | 7 | 8 | 9 | 10 |
| | 1 | 3:09.63 | 2:05.38 | 2:03.57 | 2:03.43 | 2:03.87 | 2:04.24 | 2:07.20 | 2:05.34 | 2:05.68 | 2:04.68 |
| 81 | Julian CALDWELL | | | | | | | | | | |
| | Lap | 1 | 2 | 3 | 4 | 5 | 6 | 7 | 8 | 9 | 10 |
| | 1 | 3:01.50 | 1:58.80 | 1:55.67 | 1:55.13 | 1:56.87 | 1:55.28 | 1:54.46 | 1:55.39 | 1:54.51 | 1:55.41 |
| 99 | Stefano LEANEY | | | | | | | | | | |
| | Lap | 1 | 2 | 3 | 4 | 5 | 6 | 7 | 8 | 9 | 10 |
| | 1 | 2:53.66 | 1:54.84 | 1:53.53 | 1:53.30 | 1:53.32 | 1:52.75 | 1:52.98 | 1:53.27 | 1:53.79 | 1:53.13 |



Aim Technologies Bikesports Championship

Qualifying 3

Second Best Times

| Pl | No | Cl | Name | Car | Laps | 2nd Best on Lap |
|----|-----|----|------------------|-----------------|------|-----------------|
| 1 | 10 | B | Chris PREEN | Radical SR3 RS | 8 | 1:52.38 8 |
| 2 | 99 | B | Stefano LEANEY | Radical PR6 | 7 | 1:52.87 4 |
| 3 | 111 | B | Aaron BAILEY | Radical SR3 | 7 | 1:54.46 5 |
| 4 | 14 | B | John MACLEOD | Radical SR3 RSX | 8 | 1:54.63 6 |
| 5 | 7 | B | Julian GRIFFITHS | Radical PR6 | 7 | 1:55.23 6 |
| 6 | 2 | C | Joe WIGGIN | Sabre G2 | 6 | 1:57.10 4 |
| 7 | 25 | A | James BREAKELL | Radical SR3 RSX | 7 | 1:57.32 6 |
| 8 | 50 | A | Doug CARTER | Radical PR6 | 8 | 1:58.20 3 |
| 9 | 5 | B | Bruce CRAWLEY | Radical SR3 RSX | 7 | 1:59.07 6 |
| 10 | 42 | A | Paul PEARCE | Radical SR3 RSX | 7 | 2:02.87 5 |
| 11 | 30 | B | Mark GRASON | Radical SR3 | 7 | 2:03.09 6 |
| 12 | 81 | B | Julian CALDWELL | Radical SR3 RS | 6 | 2:03.68 4 |
| 13 | 56 | B | Jon WATSON | Radical SR3 | 7 | 2:06.46 5 |

Not-Seen

21 B Charles ADRIAN Radical SR3

No 81 & 99 - bestg lap time removed - track limits

Weather / Track:

Start Time : 10:22

Snetterton 300

24 Sep 17 10:47


| | | |
|-------------------|---------------|----------------------------------|
| Clerk of Course : | Time Issued : | Chief Timekeeper : Terry Stevens |
|-------------------|---------------|----------------------------------|

THESE RESULTS REMAIN PROVISIONAL FOR A MINIMUM OF 30 MINUTES FROM THE TIME OF ISSUE AND UNTIL ALL JUDICIAL AND TECHNICAL MATTERS HAVE BEEN SETTLED.

Results produced on HS Sports Timing and Results Systems. Results online at www.750MC.co.uk




RACE GRID



Race 7

Aim Technologies Bikesports Championship

| | | | | |
|-------|----|--|--|---------------------------------------|
| ROW 8 | | | | |
| | | 15 | | 16 |
| ROW 7 | 13 | 56 02:06.460 Jon WATSON | 14 | |
| ROW 6 | | 11 | 30 02:03.090 Mark GRASON | 12 |
| | | | 81 02:03.680 Julian CALDWELL | |
| ROW 5 | 9 | 5 01:59.070 Bruce CRAWLEY | 10 | 42 02:02.870 Paul PEARCE |
| ROW 4 | | 7 | 25 01:57.320 James BREAKELL | 8 |
| | | | 50 01:58.200 Doug CARTER | |
| ROW 3 | 5 | 7 01:55.230 Julian GRIFFITHS | 6 | 2 01:57.100 Joe WIGGIN |
| ROW 2 | | 3 | 111 01:54.460 Aaron BAILEY | 4 |
| | | | 14 01:54.630 John MACLEOD | |
| ROW 1 | 1 | 10 01:52.380 Chris PREEN | 2 | 99 01:52.870 Stefano LEANEY |
| | | POLE | | |





Provisional Results - Race 7

Aim Technologies Bikesports Championship

| PI | No | CI | Name | Car | Laps | Time | Behind | MPH | Best Lap on | MPH | |
|----|----|----|------------------|-----------------|------|----------|---------|-------|-------------|-----|-------|
| 1 | 99 | B | Stefano LEANEY | Radical PR6 | 11 | 21:04.61 | | 92.97 | 1:51.44 | 9 | 95.91 |
| 2 | 10 | B | Chris PREEN | Radical SR3 RS | 11 | 21:08.27 | 3.66 | 92.70 | 1:52.46 | 8 | 95.04 |
| 3 | 7 | B | Julian GRIFFITHS | Radical PR6 | 11 | 21:20.44 | 15.83 | 91.82 | 1:54.56 | 11 | 93.30 |
| 4 | 14 | B | John MACLEOD | Radical SR3 RSX | 11 | 21:21.35 | 16.74 | 91.76 | 1:54.43 | 11 | 93.41 |
| 5 | 81 | B | Julian CALDWELL | Radical SR3 RS | 11 | 21:23.30 | 18.69 | 91.62 | 1:53.35 | 11 | 94.30 |
| 6 | 25 | A | James BREAKELL | Radical SR3 RSX | 11 | 21:58.55 | 53.94 | 89.17 | 1:57.45 | 11 | 91.00 |
| 7 | 50 | A | Doug CARTER | Radical PR6 | 11 | 22:08.70 | 1:04.09 | 88.49 | 1:58.73 | 7 | 90.02 |
| 8 | 5 | B | Bruce CRAWLEY | Radical SR3 RSX | 11 | 22:26.66 | 1:22.05 | 87.31 | 1:59.27 | 10 | 89.62 |
| 9 | 42 | A | Paul PEARCE | Radical SR3 RSX | 11 | 22:30.16 | 1:25.55 | 87.08 | 1:59.65 | 7 | 89.33 |
| 10 | 30 | B | Mark GRASON | Radical SR3 | 11 | 22:50.84 | 1:46.23 | 85.77 | 2:01.69 | 11 | 87.83 |
| 11 | 56 | B | Jon WATSON | Radical SR3 | 10 | 21:11.09 | 1 Lap | 84.09 | 2:03.18 | 8 | 86.77 |

Not-Classified

| | | | | | | |
|---|---|------------------------------|----------|---|--|---------|
| 2 | C | Joe WIGGIN/NO TRANSPONDER | Sabre G2 | 0 | | Starter |
|---|---|------------------------------|----------|---|--|---------|

Non-Starters

| | | | |
|-----|---|--------------|-------------|
| 111 | B | Aaron BAILEY | Radical SR3 |
|-----|---|--------------|-------------|

Fastest Lap

| | | | | | | |
|----|---|----------------|-----------------|---------|----|-------|
| 99 | B | Stefano LEANEY | Radical PR6 | 1:51.44 | 9 | 95.91 |
| 25 | A | James BREAKELL | Radical SR3 RSX | 1:57.45 | 11 | 91.00 |

No 10 - 10 second penalty for jump start.

Weather / Track:

Start Time : 15:59

Snetterton 300

24 Sep 17 16:24

| | | |
|-------------------|---------------|----------------------------------|
| Clerk of Course : | Time Issued : | Chief Timekeeper : Terry Stevens |
|-------------------|---------------|----------------------------------|

THESE RESULTS REMAIN PROVISIONAL FOR A MINIMUM OF 30 MINUTES FROM THE TIME OF ISSUE AND UNTIL ALL JUDICIAL AND TECHNICAL MATTERS HAVE BEEN SETTLED.

Results produced on HS Sports Timing and Results Systems

Lap Chart

Aim Technologies Bikesports Championship - Race 7

| Lap 1 | | Lap 2 | | Lap 3 | | Lap 4 | | Lap 5 | | Lap 6 | | Lap 7 | | Lap 8 | | Lap 9 | | Lap 10 | |
|-------|---------|-------|---------|-------|---------|-------|---------|-------|----------|-------|----------|-------|----------|-------|----------|-------|----------|--------|----------|
| No | Time | No | Time | No | Time | No | Time | No | Time | No | Time | No | Time | No | Time | No | Time | No | Time |
| 10 | 2:02.75 | 10 | 3:57.62 | 10 | 5:51.06 | 10 | 7:44.73 | 10 | 9:37.84 | 10 | 11:31.09 | 10 | 13:24.18 | 10 | 15:16.64 | 10 | 17:09.43 | 10 | 19:03.73 |
| 99 | 2:03.85 | 99 | 3:58.28 | 99 | 5:51.50 | 99 | 7:45.08 | 99 | 9:38.19 | 99 | 11:31.25 | 99 | 13:26.70 | 99 | 15:18.34 | 99 | 17:09.78 | 99 | 19:04.29 |
| 7 | 2:05.81 | 7 | 4:02.69 | 7 | 5:59.24 | 7 | 7:55.21 | 7 | 9:50.40 | 7 | 11:45.45 | 7 | 13:41.27 | 7 | 15:36.18 | 7 | 17:31.15 | 7 | 19:25.88 |
| 14 | 2:06.60 | 14 | 4:04.27 | 14 | 6:00.91 | 14 | 7:56.35 | 14 | 9:52.24 | 14 | 11:48.25 | 14 | 13:43.24 | 14 | 15:37.68 | 14 | 17:32.47 | 14 | 19:26.92 |
| 50 | 2:10.74 | 50 | 4:10.18 | 81 | 6:10.07 | 81 | 8:04.55 | 81 | 10:00.19 | 81 | 11:54.65 | 81 | 13:48.52 | 81 | 15:42.11 | 81 | 17:36.28 | 81 | 19:29.95 |
| 25 | 2:11.42 | 25 | 4:11.67 | 50 | 6:10.80 | 25 | 8:11.16 | 25 | 10:09.16 | 25 | 12:07.89 | 25 | 14:06.11 | 25 | 16:04.42 | 25 | 18:02.21 | 25 | 20:01.10 |
| 81 | 2:13.30 | 81 | 4:11.82 | 25 | 6:11.50 | 50 | 8:11.45 | 50 | 10:10.91 | 50 | 12:09.75 | 50 | 14:08.48 | 50 | 16:07.46 | 50 | 18:06.89 | 50 | 20:07.24 |
| 5 | 2:18.11 | 5 | 4:22.41 | 5 | 6:24.15 | 5 | 8:25.81 | 5 | 10:28.23 | 5 | 12:28.88 | 5 | 14:28.76 | 5 | 16:28.48 | 5 | 18:27.95 | 5 | 20:27.22 |
| 30 | 2:19.01 | 30 | 4:23.76 | 30 | 6:28.26 | 42 | 8:29.04 | 42 | 10:29.30 | 42 | 12:30.13 | 42 | 14:29.78 | 42 | 16:29.74 | 42 | 18:29.69 | 42 | 20:30.08 |
| 56 | 2:19.63 | 42 | 4:25.31 | 42 | 6:28.29 | 30 | 8:32.17 | 30 | 10:35.44 | 30 | 12:38.20 | 30 | 14:40.96 | 30 | 16:43.59 | 30 | 18:47.08 | 30 | 20:49.15 |
| 42 | 2:21.70 | 56 | 4:31.87 | 56 | 6:37.50 | 56 | 8:42.44 | 56 | 10:47.42 | 56 | 12:52.21 | 56 | 14:55.85 | 56 | 16:59.03 | 56 | 19:03.65 | | |

Lap Chart

Aim Technologies Bikesports Championship - Race 7

| Lap 11 | | Lap 12 | | Lap 13 | | Lap 14 | | Lap 15 | | Lap 16 | | Lap 17 | | Lap 18 | | Lap 19 | | Lap 20 | |
|--------|-------------|--------|------|--------|------|--------|------|--------|------|--------|------|--------|------|--------|------|--------|------|--------|------|
| No | Time | No | Time | No | Time | No | Time | No | Time | No | Time | No | Time | No | Time | No | Time | No | Time |
| 99 | 21:04.61 | | | | | | | | | | | | | | | | | | |
| 10 | 21:08.27 | | | | | | | | | | | | | | | | | | |
| 56 | 21:11.09 *1 | | | | | | | | | | | | | | | | | | |
| 7 | 21:20.44 | | | | | | | | | | | | | | | | | | |
| 14 | 21:21.35 | | | | | | | | | | | | | | | | | | |
| 81 | 21:23.30 | | | | | | | | | | | | | | | | | | |
| 25 | 21:58.55 | | | | | | | | | | | | | | | | | | |
| 50 | 22:08.70 | | | | | | | | | | | | | | | | | | |
| 5 | 22:26.66 | | | | | | | | | | | | | | | | | | |
| 42 | 22:30.16 | | | | | | | | | | | | | | | | | | |
| 30 | 22:50.84 | | | | | | | | | | | | | | | | | | |

Aim Technologies Bikesports Championship

LAP TIMES - Race 7

5 Bruce CRAWLEY

| Lap | 1 | 2 | 3 | 4 | 5 | 6 | 7 | 8 | 9 | 10 |
|-----|---------|---------|---------|---------|---------|---------|---------|---------|---------|---------|
| 1 | 2:18.11 | 2:04.30 | 2:01.74 | 2:01.66 | 2:02.42 | 2:00.65 | 1:59.88 | 1:59.72 | 1:59.47 | 1:59.27 |
| 11 | 1:59.44 | | | | | | | | | |

7 Julian GRIFFITHS

| Lap | 1 | 2 | 3 | 4 | 5 | 6 | 7 | 8 | 9 | 10 |
|-----|---------|---------|---------|---------|---------|---------|---------|---------|---------|---------|
| 1 | 2:05.81 | 1:56.88 | 1:56.55 | 1:55.97 | 1:55.19 | 1:55.05 | 1:55.82 | 1:54.91 | 1:54.97 | 1:54.73 |
| 11 | 1:54.56 | | | | | | | | | |

10 Chris PREEN

| Lap | 1 | 2 | 3 | 4 | 5 | 6 | 7 | 8 | 9 | 10 |
|-----|---------|---------|---------|---------|---------|---------|---------|---------|---------|---------|
| 1 | 2:02.75 | 1:54.87 | 1:53.44 | 1:53.67 | 1:53.11 | 1:53.25 | 1:53.09 | 1:52.46 | 1:52.79 | 1:54.30 |
| 11 | 1:54.54 | | | | | | | | | |

14 John MACLEOD

| Lap | 1 | 2 | 3 | 4 | 5 | 6 | 7 | 8 | 9 | 10 |
|-----|---------|---------|---------|---------|---------|---------|---------|---------|---------|---------|
| 1 | 2:06.60 | 1:57.67 | 1:56.64 | 1:55.44 | 1:55.89 | 1:56.01 | 1:54.99 | 1:54.44 | 1:54.79 | 1:54.45 |
| 11 | 1:54.43 | | | | | | | | | |

25 James BREAKELL

| Lap | 1 | 2 | 3 | 4 | 5 | 6 | 7 | 8 | 9 | 10 |
|-----|---------|---------|---------|---------|---------|---------|---------|---------|---------|---------|
| 1 | 2:11.42 | 2:00.25 | 1:59.83 | 1:59.66 | 1:58.00 | 1:58.73 | 1:58.22 | 1:58.31 | 1:57.79 | 1:58.89 |
| 11 | 1:57.45 | | | | | | | | | |

30 Mark GRASON

| Lap | 1 | 2 | 3 | 4 | 5 | 6 | 7 | 8 | 9 | 10 |
|-----|---------|---------|---------|---------|---------|---------|---------|---------|---------|---------|
| 1 | 2:19.01 | 2:04.75 | 2:04.50 | 2:03.91 | 2:03.27 | 2:02.76 | 2:02.76 | 2:02.63 | 2:03.49 | 2:02.07 |
| 11 | 2:01.69 | | | | | | | | | |

42 Paul PEARCE

| Lap | 1 | 2 | 3 | 4 | 5 | 6 | 7 | 8 | 9 | 10 |
|-----|---------|---------|---------|---------|---------|---------|---------|---------|---------|---------|
| 1 | 2:21.70 | 2:03.61 | 2:02.98 | 2:00.75 | 2:00.26 | 2:00.83 | 1:59.65 | 1:59.96 | 1:59.95 | 2:00.39 |
| 11 | 2:00.08 | | | | | | | | | |

50 Doug CARTER

| Lap | 1 | 2 | 3 | 4 | 5 | 6 | 7 | 8 | 9 | 10 |
|-----|---------|---------|---------|---------|---------|---------|---------|---------|---------|---------|
| 1 | 2:10.74 | 1:59.44 | 2:00.62 | 2:00.65 | 1:59.46 | 1:58.84 | 1:58.73 | 1:58.98 | 1:59.43 | 2:00.35 |
| 11 | 2:01.46 | | | | | | | | | |

56 Jon WATSON

| Lap | 1 | 2 | 3 | 4 | 5 | 6 | 7 | 8 | 9 | 10 |
|-----|---------|---------|---------|---------|---------|---------|---------|---------|---------|---------|
| 1 | 2:19.63 | 2:12.24 | 2:05.63 | 2:04.94 | 2:04.98 | 2:04.79 | 2:03.64 | 2:03.18 | 2:04.62 | 2:07.44 |

81 Julian CALDWELL

| Lap | 1 | 2 | 3 | 4 | 5 | 6 | 7 | 8 | 9 | 10 |
|-----|---------|---------|---------|---------|---------|---------|---------|---------|---------|---------|
| 1 | 2:13.30 | 1:58.52 | 1:58.25 | 1:54.48 | 1:55.64 | 1:54.46 | 1:53.87 | 1:53.59 | 1:54.17 | 1:53.67 |
| 11 | 1:53.35 | | | | | | | | | |

99 Stefano LEANEY

| Lap | 1 | 2 | 3 | 4 | 5 | 6 | 7 | 8 | 9 | 10 |
|------------|----------|----------|----------|----------|----------|----------|----------|----------|----------|-----------|
| 1 | 2:03.85 | 1:54.43 | 1:53.22 | 1:53.58 | 1:53.11 | 1:53.06 | 1:55.45 | 1:51.64 | 1:51.44 | 1:54.51 |
| 11 | 2:00.32 | | | | | | | | | |