



### Qualifying 2

PI	No	CI	Name	Car	Laps	Time on Lap	Behind	MPH
1	33	A	Richard HARDIE	Radical SR3	5	1:43.65	3	71.20
2	90	A	Philip KNIBB	Radical SR3	8	1:45.51	8 1.86	69.95
3	1	A	Adrian REYNARD	Radical SR3	8	1:47.76	8 4.11	68.49
4	0	B	Will BROWN	Radical PR6	8	1:48.51	7 4.86	68.01
5	11	A	Chris PREEN	Radical SR3 RS	8	1:48.75	3 5.10	67.86
6	50	B	Doug CARTER	Radical PR6	8	1:48.84	3 5.19	67.81
7	88	A	Richard WISE	Spire GT3	8	1:48.86	4 5.21	67.79
8	18	A	Gary GOODYEAR	Radical SR3	8	1:48.90	3 5.25	67.77
9	21	A	Charles ADRIAN	Radical SR3	8	1:50.51	8 6.86	66.78
10	56	A	John WATSON	Radical SR3	7	1:58.35	4 14.70	62.36
11	84	D	Robert GARDINER	Spire GT3	1	2:46.30	1 1:02.65	44.38

#### Not-Seen

20	A	Mark CONROY	Radical PR6
22	A	Ross DREW	Radical SR3

Weather / Track: Raining / Wet

Start Time : 09:42

Rockingham Internation Super Sportscar Long

10 Sep 16 09:59

Clerk of Course :	Time Issued :	Chief Timekeeper : Terry Stevens
-------------------	---------------	----------------------------------


THESE RESULTS REMAIN PROVISIONAL FOR A MINIMUM OF 30 MINUTES FROM THE TIME OF ISSUE AND UNTIL ALL JUDICIAL AND TECHNICAL MATTERS HAVE BEEN SETTLED.

Results produced on HS Sports Timing and Results Systems. Results online at [www.750MC.co.uk](http://www.750MC.co.uk)


# ROC Bikesports Championship

## LAP TIMES - Qualifying 2

<b>0</b>	<b>Will BROWN</b>										
	<b>Lap</b>	<b>1</b>	<b>2</b>	<b>3</b>	<b>4</b>	<b>5</b>	<b>6</b>	<b>7</b>	<b>8</b>	<b>9</b>	<b>10</b>
	1	2:13.54	1:51.54	1:51.19	1:48.92	1:49.81	1:49.14	1:48.51	1:48.74		
<b>1</b>	<b>Adrian REYNARD</b>										
	<b>Lap</b>	<b>1</b>	<b>2</b>	<b>3</b>	<b>4</b>	<b>5</b>	<b>6</b>	<b>7</b>	<b>8</b>	<b>9</b>	<b>10</b>
	1	2:32.06	1:50.02	1:48.35	1:48.48	1:49.00	1:48.43	1:48.13	1:47.76		
<b>11</b>	<b>Chris PREEN</b>										
	<b>Lap</b>	<b>1</b>	<b>2</b>	<b>3</b>	<b>4</b>	<b>5</b>	<b>6</b>	<b>7</b>	<b>8</b>	<b>9</b>	<b>10</b>
	1	2:11.07	1:49.86	1:48.75	1:52.62	2:16.68	2:13.38	1:49.21	1:50.72		
<b>18</b>	<b>Gary GOODYEAR</b>										
	<b>Lap</b>	<b>1</b>	<b>2</b>	<b>3</b>	<b>4</b>	<b>5</b>	<b>6</b>	<b>7</b>	<b>8</b>	<b>9</b>	<b>10</b>
	1	2:17.80	1:51.97	1:48.90	1:49.81	1:49.60	1:49.26	1:50.17	1:51.20		
<b>21</b>	<b>Charles ADRIAN</b>										
	<b>Lap</b>	<b>1</b>	<b>2</b>	<b>3</b>	<b>4</b>	<b>5</b>	<b>6</b>	<b>7</b>	<b>8</b>	<b>9</b>	<b>10</b>
	1	2:34.80	2:00.99	1:57.97	1:55.79	1:59.84	1:52.45	1:51.74	1:50.51		
<b>33</b>	<b>Richard HARDIE</b>										
	<b>Lap</b>	<b>1</b>	<b>2</b>	<b>3</b>	<b>4</b>	<b>5</b>	<b>6</b>	<b>7</b>	<b>8</b>	<b>9</b>	<b>10</b>
	1	2:15.09	1:51.31	1:43.65	1:46.83	2:06.11					
<b>50</b>	<b>Doug CARTER</b>										
	<b>Lap</b>	<b>1</b>	<b>2</b>	<b>3</b>	<b>4</b>	<b>5</b>	<b>6</b>	<b>7</b>	<b>8</b>	<b>9</b>	<b>10</b>
	1	2:23.53	1:51.40	1:48.84	1:50.98	1:51.54	1:54.58	1:53.00	2:22.89		
<b>56</b>	<b>John WATSON</b>										
	<b>Lap</b>	<b>1</b>	<b>2</b>	<b>3</b>	<b>4</b>	<b>5</b>	<b>6</b>	<b>7</b>	<b>8</b>	<b>9</b>	<b>10</b>
	1	2:52.99	2:09.49	2:01.31	1:58.35	2:09.46	2:01.37	2:05.47			
<b>84</b>	<b>Robert GARDINER</b>										
	<b>Lap</b>	<b>1</b>	<b>2</b>	<b>3</b>	<b>4</b>	<b>5</b>	<b>6</b>	<b>7</b>	<b>8</b>	<b>9</b>	<b>10</b>
	1	2:46.30									
<b>88</b>	<b>Richard WISE</b>										
	<b>Lap</b>	<b>1</b>	<b>2</b>	<b>3</b>	<b>4</b>	<b>5</b>	<b>6</b>	<b>7</b>	<b>8</b>	<b>9</b>	<b>10</b>
	1	2:14.21	1:57.18	1:57.61	1:48.86	1:49.16	1:49.96	1:49.12	1:49.10		
<b>90</b>	<b>Philip KNIBB</b>										
	<b>Lap</b>	<b>1</b>	<b>2</b>	<b>3</b>	<b>4</b>	<b>5</b>	<b>6</b>	<b>7</b>	<b>8</b>	<b>9</b>	<b>10</b>
	1	2:52.56	1:58.82	1:52.79	1:50.77	1:50.24	1:48.77	1:47.86	1:45.51		



# RACE GRID



## ROC Bikesports Championship

### Race 2

ROW 6			<b>84</b> 02:46.300 Robert GARDINER	
ROW 5		<b>56</b> 01:58.350 John WATSON		<b>21</b> 01:50.510 Charles ADRIAN
ROW 4	<b>18</b> 01:48.900 Gary GOODYEAR		<b>88</b> 01:48.860 Richard WISE	
ROW 3		<b>50</b> 01:48.840 Doug CARTER		<b>11</b> 01:48.750 Chris PREEN
ROW 2	<b>0</b> 01:48.510 Will BROWN		<b>1</b> 01:47.760 Adrian REYNARD	
ROW 1		<b>90</b> 01:45.510 Philip KNIBB		<b>33</b> 01:43.650 Richard HARDIE

**POLE**



## Provisional Results - Race 2

Pl	No	Cl	Name	Car	Laps	Time	Behind	MPH	Best Lap on	MPH
1	11	A	Chris PREEN	Radical SR3 RS	6	10:36.72		69.54	1:44.84	5 70.39
2	90	A	Philip KNIBB	Radical SR3	6	10:38.21	1.49	69.38	1:43.10	6 71.58
3	1	A	Adrian REYNARD	Radical SR3	6	11:08.48	31.76	66.24	1:48.55	3 67.99
4	33	A	Richard HARDIE	Radical SR3	6	11:09.21	32.49	66.17	1:49.01	6 67.70
5	88	A	Richard WISE	Spire GT3	6	11:15.96	39.24	65.51	1:50.05	5 67.06
6	56	A	John WATSON	Radical SR3	6	11:50.59	1:13.87	62.31	1:55.81	5 63.73
7	84	D	Robert GARDINER	Spire GT3	6	11:56.37	1:19.65	61.81	1:56.65	3 63.27
8	21	A	Charles ADRIAN	Radical SR3	6	11:56.64	1:19.92	61.79	1:54.19	6 64.63
<b>Not-Classified</b>										
	50	B	Doug CARTER	Radical PR6	3	6:30.33	DNF	56.72	1:58.56	2 62.25
	18	A	Gary GOODYEAR	Radical SR3	1	2:48.94	DNF	43.68	1:58.91	1 62.06
	0	B	Will BROWN	Radical PR6	0		Starter			
<b>Fastest Lap</b>										
	90	A	Philip KNIBB	Radical SR3					1:43.10	6 71.58
	0	B	Will BROWN	Radical PR6					1:55.85	1 63.70
	84	D	Robert GARDINER	Spire GT3					1:56.65	3 63.27 Rec

Restarted race. No 0 did not restart.

Weather / Track: Raining / Wet

Start Time : 12:42

Knockington International Super Sportscar London

10 Sep 16 12:56

Clerk of Course :	Time Issued :	Chief Timekeeper : Terry Stevens
-------------------	---------------	----------------------------------

THESE RESULTS REMAIN PROVISIONAL FOR A MINIMUM OF 30 MINUTES FROM THE TIME OF ISSUE AND UNTIL ALL JUDICIAL AND TECHNICAL MATTERS HAVE BEEN SETTLED.

Results produced on HS Sports Timing and Results Systems

# Lap Chart

## ROC Bikesports Championship - Race 2

Lap 1		Lap 2		Lap 3		Lap 4		Lap 5		Lap 6		Lap 7		Lap 8		Lap 9		Lap 10	
No	Time	No	Time	No	Time	No	Time	No	Time	No	Time	No	Time	No	Time	No	Time	No	Time
90	1:50.48																		
11	1:53.30																		
1	1:54.58																		
0	1:55.85																		
18	1:58.91																		
88	1:59.36																		
50	2:00.74																		
84	2:02.49																		
56	2:08.36																		
21	2:10.07																		
33	2:13.54																		

# Lap Chart

## ROC Bikesports Championship - Race 2

Lap 1		Lap 2		Lap 3		Lap 4		Lap 5		Lap 6		Lap 7		Lap 8		Lap 9		Lap 10	
No	Time	No	Time	No	Time	No	Time	No	Time	No	Time	No	Time	No	Time	No	Time	No	Time
11	1:50.24	11	3:35.57	11	5:20.82	11	7:05.98	11	8:50.82	11	10:36.72								
90	1:52.06	90	3:37.14	90	5:21.92	90	7:06.41	90	8:55.11	90	10:38.21								
1	1:56.62	1	3:45.52	1	5:34.07	1	7:24.77	1	9:15.59	1	11:08.48								
88	1:59.42	88	3:50.54	33	5:41.50	33	7:30.53	33	9:20.20	33	11:09.21								
33	2:01.88	33	3:51.24	88	5:42.98	88	7:34.78	88	9:24.83	88	11:15.96								
50	2:06.70	50	4:05.26	56	6:01.87	56	7:57.88	56	9:53.69	56	11:50.59								
56	2:08.40	56	4:05.72	84	6:03.19	84	8:00.08	84	9:56.85	84	11:56.37								
84	2:09.25	84	4:06.54	21	6:09.13	21	8:06.78	21	10:02.45	21	11:56.64								
21	2:12.29	21	4:10.29	50	6:30.33														
18	2:48.94																		

# ROC Bikesports Championship

## LAP TIMES - Race 2

---

<b>0</b>	<b>Will BROWN</b>										
	<b>Lap</b>	<b>1</b>	<b>2</b>	<b>3</b>	<b>4</b>	<b>5</b>	<b>6</b>	<b>7</b>	<b>8</b>	<b>9</b>	<b>10</b>
	1	1:55.85									

---

<b>1</b>	<b>Adrian REYNARD</b>										
	<b>Lap</b>	<b>1</b>	<b>2</b>	<b>3</b>	<b>4</b>	<b>5</b>	<b>6</b>	<b>7</b>	<b>8</b>	<b>9</b>	<b>10</b>
	1	1:54.58									

---

<b>11</b>	<b>Chris PREEN</b>										
	<b>Lap</b>	<b>1</b>	<b>2</b>	<b>3</b>	<b>4</b>	<b>5</b>	<b>6</b>	<b>7</b>	<b>8</b>	<b>9</b>	<b>10</b>
	1	1:53.30									

---

<b>18</b>	<b>Gary GOODYEAR</b>										
	<b>Lap</b>	<b>1</b>	<b>2</b>	<b>3</b>	<b>4</b>	<b>5</b>	<b>6</b>	<b>7</b>	<b>8</b>	<b>9</b>	<b>10</b>
	1	1:58.91									

---

<b>21</b>	<b>Charles ADRIAN</b>										
	<b>Lap</b>	<b>1</b>	<b>2</b>	<b>3</b>	<b>4</b>	<b>5</b>	<b>6</b>	<b>7</b>	<b>8</b>	<b>9</b>	<b>10</b>
	1	2:10.07									

---

<b>33</b>	<b>Richard HARDIE</b>										
	<b>Lap</b>	<b>1</b>	<b>2</b>	<b>3</b>	<b>4</b>	<b>5</b>	<b>6</b>	<b>7</b>	<b>8</b>	<b>9</b>	<b>10</b>
	1	2:13.54									

---

<b>50</b>	<b>Doug CARTER</b>										
	<b>Lap</b>	<b>1</b>	<b>2</b>	<b>3</b>	<b>4</b>	<b>5</b>	<b>6</b>	<b>7</b>	<b>8</b>	<b>9</b>	<b>10</b>
	1	2:00.74									

---

<b>56</b>	<b>John WATSON</b>										
	<b>Lap</b>	<b>1</b>	<b>2</b>	<b>3</b>	<b>4</b>	<b>5</b>	<b>6</b>	<b>7</b>	<b>8</b>	<b>9</b>	<b>10</b>
	1	2:08.36									

---

<b>84</b>	<b>Robert GARDINER</b>										
	<b>Lap</b>	<b>1</b>	<b>2</b>	<b>3</b>	<b>4</b>	<b>5</b>	<b>6</b>	<b>7</b>	<b>8</b>	<b>9</b>	<b>10</b>
	1	2:02.49									

---

<b>88</b>	<b>Richard WISE</b>										
	<b>Lap</b>	<b>1</b>	<b>2</b>	<b>3</b>	<b>4</b>	<b>5</b>	<b>6</b>	<b>7</b>	<b>8</b>	<b>9</b>	<b>10</b>
	1	1:59.36									

---

<b>90</b>	<b>Philip KNIBB</b>										
	<b>Lap</b>	<b>1</b>	<b>2</b>	<b>3</b>	<b>4</b>	<b>5</b>	<b>6</b>	<b>7</b>	<b>8</b>	<b>9</b>	<b>10</b>
	1	1:50.48									

---

# ROC Bikesports Championship

## LAP TIMES - Race 2

---

<b>1</b>	<b>Adrian REYNARD</b>									
<b>Lap</b>	<b>1</b>	<b>2</b>	<b>3</b>	<b>4</b>	<b>5</b>	<b>6</b>	<b>7</b>	<b>8</b>	<b>9</b>	<b>10</b>
1	1:53.36	1:48.90	1:48.55	1:50.70	1:50.82	1:52.89				

---

<b>11</b>	<b>Chris PREEN</b>									
<b>Lap</b>	<b>1</b>	<b>2</b>	<b>3</b>	<b>4</b>	<b>5</b>	<b>6</b>	<b>7</b>	<b>8</b>	<b>9</b>	<b>10</b>
1	1:47.85	1:45.33	1:45.25	1:45.16	1:44.84	1:45.90				

---

<b>18</b>	<b>Gary GOODYEAR</b>									
<b>Lap</b>	<b>1</b>	<b>2</b>	<b>3</b>	<b>4</b>	<b>5</b>	<b>6</b>	<b>7</b>	<b>8</b>	<b>9</b>	<b>10</b>
1	2:44.97									

---

<b>21</b>	<b>Charles ADRIAN</b>									
<b>Lap</b>	<b>1</b>	<b>2</b>	<b>3</b>	<b>4</b>	<b>5</b>	<b>6</b>	<b>7</b>	<b>8</b>	<b>9</b>	<b>10</b>
1	2:07.08	1:58.00	1:58.84	1:57.65	1:55.67	1:54.19				

---

<b>33</b>	<b>Richard HARDIE</b>									
<b>Lap</b>	<b>1</b>	<b>2</b>	<b>3</b>	<b>4</b>	<b>5</b>	<b>6</b>	<b>7</b>	<b>8</b>	<b>9</b>	<b>10</b>
1	1:56.38	1:49.36	1:50.26	1:49.03	1:49.67	1:49.01				

---

<b>50</b>	<b>Doug CARTER</b>									
<b>Lap</b>	<b>1</b>	<b>2</b>	<b>3</b>	<b>4</b>	<b>5</b>	<b>6</b>	<b>7</b>	<b>8</b>	<b>9</b>	<b>10</b>
1	2:02.53	1:58.56	2:25.07							

---

<b>56</b>	<b>John WATSON</b>									
<b>Lap</b>	<b>1</b>	<b>2</b>	<b>3</b>	<b>4</b>	<b>5</b>	<b>6</b>	<b>7</b>	<b>8</b>	<b>9</b>	<b>10</b>
1	2:02.89	1:57.32	1:56.15	1:56.01	1:55.81	1:56.90				

---

<b>84</b>	<b>Robert GARDINER</b>									
<b>Lap</b>	<b>1</b>	<b>2</b>	<b>3</b>	<b>4</b>	<b>5</b>	<b>6</b>	<b>7</b>	<b>8</b>	<b>9</b>	<b>10</b>
1	2:04.72	1:57.29	1:56.65	1:56.89	1:56.77	1:59.52				

---

<b>88</b>	<b>Richard WISE</b>									
<b>Lap</b>	<b>1</b>	<b>2</b>	<b>3</b>	<b>4</b>	<b>5</b>	<b>6</b>	<b>7</b>	<b>8</b>	<b>9</b>	<b>10</b>
1	1:55.73	1:51.12	1:52.44	1:51.80	1:50.05	1:51.13				

---

<b>90</b>	<b>Philip KNIBB</b>									
<b>Lap</b>	<b>1</b>	<b>2</b>	<b>3</b>	<b>4</b>	<b>5</b>	<b>6</b>	<b>7</b>	<b>8</b>	<b>9</b>	<b>10</b>
1	1:49.02	1:45.08	1:44.78	1:44.49	1:48.70	1:43.10				

---





## Qualifying 2

### Second Best Times

Pl	No	Cl	Name	Car	Laps	2nd Best on Lap
1	33	A	Richard HARDIE	Radical SR3	5	1:46.83 4
2	90	A	Philip KNIBB	Radical SR3	8	1:47.86 7
3	1	A	Adrian REYNARD	Radical SR3	8	1:48.13 7
4	0	B	Will BROWN	Radical PR6	8	1:48.74 8
5	88	A	Richard WISE	Spire GT3	8	1:49.10 8
6	11	A	Chris PREEN	Radical SR3 RS	8	1:49.21 7
7	18	A	Gary GOODYEAR	Radical SR3	8	1:49.26 6
8	50	B	Doug CARTER	Radical PR6	8	1:50.98 4
9	21	A	Charles ADRIAN	Radical SR3	8	1:51.74 7
10	56	A	John WATSON	Radical SR3	7	2:01.31 3
11	84	D	Robert GARDINER	Spire GT3	1	0

#### Not-Seen

20	A	Mark CONROY	Radical PR6
22	A	Ross DREW	Radical SR3

Weather / Track: Raining / Wet

Start Time : 09:42


Rockingham Internation Super Sportscar Long

10 Sep 16 10:00


Clerk of Course :	Time Issued :	Chief Timekeeper : Terry Stevens
-------------------	---------------	----------------------------------

THESE RESULTS REMAIN PROVISIONAL FOR A MINIMUM OF 30 MINUTES FROM THE TIME OF ISSUE AND UNTIL ALL JUDICIAL AND TECHNICAL MATTERS HAVE BEEN SETTLED.

Results produced on HS Sports Timing and Results Systems. Results online at [www.750MC.co.uk](http://www.750MC.co.uk)




# RACE GRID



## ROC Bikesports Championship

### Race 9

ROW 6			<b>84</b> Robert GARDINER	
ROW 5		<b>56</b> 02:01.310 John WATSON		<b>21</b> 01:51.740 Charles ADRIAN
ROW 4	<b>50</b> 01:50.980 Doug CARTER		<b>18</b> 01:49.260 Gary GOODYEAR	
ROW 3		<b>11</b> 01:49.210 Chris PREEN		<b>88</b> 01:49.100 Richard WISE
ROW 2	<b>0</b> 01:48.740 Will BROWN		<b>1</b> 01:48.130 Adrian REYNARD	
ROW 1		<b>90</b> 01:47.860 Philip KNIBB		<b>33</b> 01:46.830 Richard HARDIE
<b>POLE</b>				





## Provisional Results - Race 9

Pl	No	Cl	Name	Car	Laps	Time	Behind	MPH	Best Lap on	MPH
1	11	A	Chris PREEN	Radical SR3 RS	12	21:20.29		69.17	1:43.18	4 71.53
2	33	A	Richard HARDIE	Radical SR3	12	21:50.36	30.07	67.58	1:45.57	2 69.91
3	88	A	Richard WISE	Spire GT3	12	21:59.88	39.59	67.10	1:47.71	2 68.52
4	1	A	Adrian REYNARD	Radical SR3	12	22:07.16	46.87	66.73	1:47.13	11 68.89
5	50	B	Doug CARTER	Radical PR6	12	22:24.76	1:04.47	65.86	1:49.41	6 67.45
6	56	A	John WATSON	Radical SR3	12	22:26.57	1:06.28	65.77	1:49.54	12 67.37
7	18	A	Gary GOODYEAR	Radical SR3	12	22:27.82	1:07.53	65.71	1:49.94	11 67.13
8	21	A	Charles ADRIAN	Radical SR3	12	23:01.38	1:41.09	64.11	1:49.90	7 67.15
9	84	D	Robert GARDINER	Spire GT3	11	22:01.59	1 Lap	61.43	1:57.02	6 63.07
<b><u>Not-Classified</u></b>										
	90	A	Philip KNIBB	Radical SR3	2	4:27.38	DNF	55.20	1:52.17	1 65.79
<b><u>Non-Starters</u></b>										
	0	B	Will BROWN	Radical PR6						
<b><u>Fastest Lap</u></b>										
	11	A	Chris PREEN	Radical SR3 RS					1:43.18	4 71.53
	50	B	Doug CARTER	Radical PR6					1:49.41	6 67.45
	84	D	Robert GARDINER	Spire GT3					1:57.02	6 63.07

Weather / Track: Overcast / Wet

Start Time : 17:05

Knockington International Super Sportscar London

10 Sep 16 17:29

Clerk of Course :	Time Issued :	Chief Timekeeper : Terry Stevens
-------------------	---------------	----------------------------------

THESE RESULTS REMAIN PROVISIONAL FOR A MINIMUM OF 30 MINUTES FROM THE TIME OF ISSUE AND UNTIL ALL JUDICIAL AND TECHNICAL MATTERS HAVE BEEN SETTLED.

Results produced on HS Sports Timing and Results Systems

# Lap Chart

## ROC Bikesports Championship - Race 9

Lap 1		Lap 2		Lap 3		Lap 4		Lap 5		Lap 6		Lap 7		Lap 8		Lap 9		Lap 10	
No	Time	No	Time	No	Time	No	Time	No	Time	No	Time	No	Time	No	Time	No	Time	No	Time
33	1:55.47	33	3:41.04	11	5:28.07	11	7:11.25	11	8:54.92	11	10:39.04	11	12:22.80	11	14:08.02	11	15:55.57	11	17:42.09
11	1:55.66	11	3:41.31	33	5:29.19	33	7:15.93	33	9:03.58	33	10:52.73	33	12:42.04	33	14:31.99	84	16:00.26 *1	84	18:00.45 *1
88	1:57.20	88	3:44.91	88	5:32.99	88	7:22.78	88	9:12.30	88	11:02.77	88	12:52.62	88	14:42.64	33	16:21.09	33	18:09.82
50	1:58.31	50	3:47.90	50	5:38.88	50	7:30.14	50	9:20.43	50	11:09.84	1	13:00.80	1	14:50.17	88	16:33.20	88	18:22.53
18	2:01.78	1	3:52.84	1	5:42.22	1	7:31.51	1	9:21.69	1	11:10.85	50	13:01.46	50	14:54.86	1	16:38.85	1	18:26.47
1	2:02.69	18	3:55.41	18	5:48.34	18	7:40.34	18	9:32.59	18	11:23.25	18	13:13.47	18	15:03.64	50	16:46.44	50	18:38.61
90	2:03.36	21	3:58.67	21	5:50.70	21	7:42.82	56	9:34.25	56	11:24.64	56	13:15.38	56	15:05.25	18	16:55.13	18	18:45.65
21	2:04.41	56	4:00.61	56	5:51.81	56	7:43.26	21	9:34.93	21	11:45.25	21	13:35.15	21	15:29.07	56	16:55.94	56	18:46.58
84	2:05.12	84	4:03.36	84	6:02.69	84	8:02.95	84	10:03.20	84	12:00.22	84	13:59.44			21	17:23.21	21	19:15.82
56	2:05.59	90	4:27.38																

# Lap Chart

## ROC Bikesports Championship - Race 9

Lap 11		Lap 12		Lap 13		Lap 14		Lap 15		Lap 16		Lap 17		Lap 18		Lap 19		Lap 20	
No	Time	No	Time	No	Time	No	Time	No	Time	No	Time	No	Time	No	Time	No	Time	No	Time
11	19:29.03	11	21:20.29																
33	20:00.22	33	21:50.36																
84	20:00.67 *1	88	21:59.88																
88	20:10.33	84	22:01.59 *1																
1	20:13.60	1	22:07.16																
50	20:31.55	50	22:24.76																
18	20:35.59	56	22:26.57																
56	20:37.03	18	22:27.82																
21	21:07.67	21	23:01.38																

# ROC Bikesports Championship

## LAP TIMES - Race 9

---

**1 Adrian REYNARD**

Lap	1	2	3	4	5	6	7	8	9	10
1	1:55.99	1:50.15	1:49.38	1:49.29	1:50.18	1:49.16	1:49.95	1:49.37	1:48.68	1:47.62
11	1:47.13	1:53.56								

---

**11 Chris PREEN**

Lap	1	2	3	4	5	6	7	8	9	10
1	1:51.96	1:45.65	1:46.76	1:43.18	1:43.67	1:44.12	1:43.76	1:45.22	1:47.55	1:46.52
11	1:46.94	1:51.26								

---

**18 Gary GOODYEAR**

Lap	1	2	3	4	5	6	7	8	9	10
1	1:57.01	1:53.63	1:52.93	1:52.00	1:52.25	1:50.66	1:50.22	1:50.17	1:51.49	1:50.52
11	1:49.94	1:52.23								

---

**21 Charles ADRIAN**

Lap	1	2	3	4	5	6	7	8	9	10
1	1:59.38	1:54.26	1:52.03	1:52.12	1:52.11	2:10.32	1:49.90	1:53.92	1:54.14	1:52.61
11	1:51.85	1:53.71								

---

**33 Richard HARDIE**

Lap	1	2	3	4	5	6	7	8	9	10
1	1:52.66	1:45.57	1:48.15	1:46.74	1:47.65	1:49.15	1:49.31	1:49.95	1:49.10	1:48.73
11	1:50.40	1:50.14								

---

**50 Doug CARTER**

Lap	1	2	3	4	5	6	7	8	9	10
1	1:54.42	1:49.59	1:50.98	1:51.26	1:50.29	1:49.41	1:51.62	1:53.40	1:51.58	1:52.17
11	1:52.94	1:53.21								

---

**56 John WATSON**

Lap	1	2	3	4	5	6	7	8	9	10
1	2:00.41	1:55.02	1:51.20	1:51.45	1:50.99	1:50.39	1:50.74	1:49.87	1:50.69	1:50.64
11	1:50.45	1:49.54								

---

**84 Robert GARDINER**

Lap	1	2	3	4	5	6	7	8	9	10
1	2:00.00	1:58.24	1:59.33	2:00.26	2:00.25	1:57.02	1:59.22	2:00.82	2:00.19	2:00.22
11	2:00.92									

---

**88 Richard WISE**

Lap	1	2	3	4	5	6	7	8	9	10
1	1:53.42	1:47.71	1:48.08	1:49.79	1:49.52	1:50.47	1:49.85	1:50.02	1:50.56	1:49.33
11	1:47.80	1:49.55								

---

**90 Philip KNIBB**

Lap	1	2	3	4	5	6	7	8	9	10
1	1:52.17	2:24.02								