

Classic Stock Hatch Championship

Qualifying 4

Pl	No	Cl	Name	Car	Laps	Time on Lap	Behind	MPH	
1	55		Marcus WARD	Ford Fiesta XR2i	12	1:13.07	5	80.82	
2	72		Lee SCOTT	Ford Fiesta XR2i	12	1:13.47	9	0.40	80.38
3	67		Matthew STUBINGTON	Peugeot 205 GTi	12	1:13.74	9	0.67	80.09
4	88		Martin CAYZER	Ford Fiesta XR2i	12	1:13.81	8	0.74	80.01
5	7		Derek ROZIER	Peugeot 205 GTi	12	1:14.08	12	1.01	79.72
6	44		Andrew FELLOWS	Ford Fiesta XR2	12	1:14.11	12	1.04	79.69
7	6		Edward COOPER	Vauxhall Nova GSi	12	1:14.18	11	1.11	79.61
8	2		Andrew THORPE	Citroen AX GTi	11	1:14.22	4	1.15	79.57
9	8		Stewart PLACE/NO TRANSPONDER	Peugeot 205 GTi	12	1:14.29	11	1.22	79.50
10	50		Benjamin LEACH	Ford Fiesta XR2i	12	1:14.39	5	1.32	79.39
11	1		Matt ROZIER	Peugeot 205 GTi	12	1:14.46	5	1.39	79.32
12	57		Martyn FOWDREY	Ford Fiesta XR2	11	1:14.72	6	1.65	79.04
13	11		Andy PHILPOTTS	Ford Fiesta XR2i	11	1:14.85	5	1.78	78.90
14	28		Daniel FILLINGHAM	Ford Fiesta XR2i	11	1:14.88	10	1.81	78.87
15	69		Scott WOODHEAD/Check TXP wiring	Peugeot 205 GTi	11	1:15.21	9	2.14	78.52
16	37		Mac JESSOP	Peugeot 205 GTi	11	1:15.33	9	2.26	78.40
17	90		Andrew RATH	Ford Fiesta XR2	11	1:16.36	10	3.29	77.34
18	42		Andy HARVEYSON	Peugeot 205 GTi	11	1:16.49	7	3.42	77.21
19	99		Scott WARD	Ford Fiesta XR2	11	1:16.99	6	3.92	76.71
20	35		Mark WEBSTER	Ford Fiesta XR2i	10	1:17.15	3	4.08	76.55
21	92		Richard GROOM	Ford Fiesta XR2	11	1:17.18	11	4.11	76.52
22	46	HB	Leon SHEPHERD	Ford Fiesta ST	10	1:17.29	8	4.22	76.41
23	26		Paul BROCK	Ford Fiesta XR2i	8	1:17.31	8	4.24	76.39
24	16		Paul ROZIER	Peugeot 205 GTi	11	1:17.42	8	4.35	76.28
25	25		Geoff BLUFF	Ford Fiesta XR2i	11	1:17.57	7	4.50	76.14
26	18	HC	Mark CARTER	Toyota Corolla T Sport	10	1:21.24	8	8.17	72.70
27	22	GTO	Marcus BICKNELL/Steve EVERSON	Ford Mustang	5	1:24.72	4	11.65	69.71
28	66		David DARLINGTON	Ford Fiesta XR2	3	2:29.43	2	1:16.36	39.52

No 8 - No transponder signal detected. No 69 - transponder intermittent please check wiring.

Weather / Track:

Start Time : 10:10

Silverstone National

07 May 16 10:28

Clerk of Course :	Time Issued :	Chief Timekeeper : Terry Stevens
-------------------	---------------	----------------------------------

THESE RESULTS REMAIN PROVISIONAL FOR A MINIMUM OF 30 MINUTES FROM THE TIME OF ISSUE AND UNTIL ALL JUDICIAL AND TECHNICAL MATTERS HAVE BEEN SETTLED.

Demon Tweeks / Yokohama Classic Stock Hatch Championship

LAP TIMES - Qualifying 4

1	Matt ROZIER									
Lap	1	2	3	4	5	6	7	8	9	10
1	1:19.18	1:15.35	1:15.23	1:14.68	1:14.46	1:15.37	1:14.56	1:15.82	1:15.28	1:14.63
11	1:15.37	1:14.76								

2	Andrew THORPE									
Lap	1	2	3	4	5	6	7	8	9	10
1	1:17.08	1:16.02	1:15.76	1:14.22	1:14.67	1:15.03	1:30.10	1:14.80	1:14.31	1:15.15
11	1:14.93									

6	Edward COOPER									
Lap	1	2	3	4	5	6	7	8	9	10
1	1:17.18	1:15.74	1:15.42	1:15.08	1:17.21	1:15.02	1:14.65	1:14.95	1:14.72	1:14.46
11	1:14.18	1:14.47								

7	Derek ROZIER									
Lap	1	2	3	4	5	6	7	8	9	10
1	1:18.79	1:18.09	1:15.46	1:14.34	1:14.99	1:14.66	1:14.68	1:14.64	1:14.87	1:15.34
11	1:14.52	1:14.08								

8	Stewart PLACE									
Lap	1	2	3	4	5	6	7	8	9	10
1	1:20.19	1:17.82	1:15.29	1:16.75	1:15.70	1:15.37	1:16.28	1:14.50	1:15.40	
11	1:14.29	1:14.96								

11	Andy PHILPOTTS									
Lap	1	2	3	4	5	6	7	8	9	10
1	1:18.02	1:17.68	1:17.90	1:16.44	1:14.85	1:16.31	1:16.18	1:15.94	1:15.26	1:15.12
11	1:16.21									

16	Paul ROZIER									
Lap	1	2	3	4	5	6	7	8	9	10
1	1:23.84	1:24.45	1:20.26	1:19.79	1:17.84	1:18.91	1:18.35	1:17.42	1:17.78	1:19.41
11	1:17.65									

18	Mark CARTER									
Lap	1	2	3	4	5	6	7	8	9	10
1	1:21.63	1:34.25	1:22.84	1:21.73	1:22.68	1:22.14	1:23.39	1:21.24	1:22.31	1:21.79

22	Marcus BICKNELL									
Lap	1	2	3	4	5	6	7	8	9	10
1	1:37.23	1:28.94	1:28.20	1:24.72	1:33.53					

25	Geoff BLUFF									
Lap	1	2	3	4	5	6	7	8	9	10
1	1:29.49	1:21.87	1:18.52	1:18.12	1:21.86	1:18.42	1:17.57	1:17.89	1:17.90	1:17.64
11	1:19.19									

26	Paul BROCK									
Lap	1	2	3	4	5	6	7	8	9	10
1	1:23.40	1:20.61	1:20.22	1:19.88	1:18.01	1:19.59	1:17.77	1:17.31		

28	Daniel FILLINGHAM									
Lap	1	2	3	4	5	6	7	8	9	10
1	1:19.49	1:18.59	1:26.50	1:16.04	1:15.82	1:15.70	1:15.73	1:15.49	1:15.19	1:14.88
11	1:15.03									
35	Mark WEBSTER									
Lap	1	2	3	4	5	6	7	8	9	10
1	1:21.87	1:18.28	1:17.15	1:17.99	1:22.27	1:17.37	1:17.49	1:17.47	1:18.28	1:36.59
37	Mac JESSOP									
Lap	1	2	3	4	5	6	7	8	9	10
1	1:20.82	1:21.67	1:18.80	1:17.37	1:15.96	1:17.52	1:16.03	1:15.65	1:15.33	1:16.36
11	1:16.50									
42	Andy HARVEYSON									
Lap	1	2	3	4	5	6	7	8	9	10
1	1:21.99	1:20.76	1:19.77	1:19.94	1:18.13	1:21.48	1:16.49	1:16.64	1:18.15	1:27.45
11	1:17.07									
44	Andrew FELLOWS									
Lap	1	2	3	4	5	6	7	8	9	10
1	1:18.07	1:15.98	1:17.11	1:16.06	1:14.57	1:14.85	1:14.56	1:15.31	1:14.48	1:14.36
11	1:15.39	1:14.11								
46	Leon SHEPHERD									
Lap	1	2	3	4	5	6	7	8	9	10
1	1:38.45	1:24.92	1:22.76	1:21.89	1:21.78	1:20.00	1:17.65	1:17.29	1:21.01	1:24.13
50	Benjamin LEACH									
Lap	1	2	3	4	5	6	7	8	9	10
1	1:19.85	1:16.34	1:15.58	1:15.53	1:14.39	1:15.04	1:14.74	1:15.80	1:15.75	1:14.69
11	1:14.63	1:15.42								
55	Marcus WARD									
Lap	1	2	3	4	5	6	7	8	9	10
1	1:17.16	1:13.60	1:13.85	1:13.14	1:13.07	1:14.07	1:13.31	1:13.13	1:14.70	1:13.83
11	1:20.31	1:16.54								
57	Martyn FOWDREY									
Lap	1	2	3	4	5	6	7	8	9	10
1	1:22.08	1:16.42	1:17.28	1:15.67	1:14.90	1:14.72	1:15.22	1:14.90	1:14.76	1:32.18
11	1:15.02									
66	David DARLINGTON									
Lap	1	2	3	4	5	6	7	8	9	10
1	2:29.94	2:29.43	2:33.87							
67	Matthew STUBINGTON									
Lap	1	2	3	4	5	6	7	8	9	10
1	1:19.12	1:21.57	1:17.10	1:15.04	1:14.24	1:14.39	1:13.98	1:14.09	1:13.74	1:15.12
11	1:14.30	1:14.52								
69	Scott WOODHEAD									
Lap	1	2	3	4	5	6	7	8	9	10
1	1:26.25	1:32.80	1:21.20	1:18.27	1:18.34	1:17.67	1:17.09	1:15.30	1:15.21	1:16.97
11	1:16.63									

72 Lee SCOTT

Lap	1	2	3	4	5	6	7	8	9	10
1	1:17.40	1:15.95	1:15.56	1:14.48	1:14.55	1:13.82	1:13.70	1:13.80	1:13.47	1:14.00
11	1:13.86	1:14.00								

88 Martin CAYZER

Lap	1	2	3	4	5	6	7	8	9	10
1	1:16.37	1:14.67	1:14.60	1:13.86	1:14.06	1:14.17	1:14.16	1:13.81	1:14.04	1:15.25
11	1:15.65	1:14.73								

90 Andrew RATH


Lap	1	2	3	4	5	6	7	8	9	10
1	1:38.56	1:17.95	1:18.46	1:16.61	1:17.31	1:16.77	1:16.78	1:21.55	1:17.68	1:16.36
11	1:18.18									

92 Richard GROOM


Lap	1	2	3	4	5	6	7	8	9	10
1	1:23.73	1:21.47	1:20.90	1:19.85	1:18.00	1:19.53	1:17.78	1:17.42	1:17.27	1:17.83
11	1:17.18									

99 Scott WARD

Lap	1	2	3	4	5	6	7	8	9	10
1	1:19.72	1:19.89	1:17.31	1:19.53	1:19.19	1:16.99	1:17.27	1:17.44	1:17.27	1:17.09
11	1:16.99									




RACE GRID



Demon Tweeks / Yokohama Classic Stock Hatch Championship

Race 3

ROW 14	28		27	
ROW 13	26		25	66 02:29.430 David DARLINGTON
ROW 12	24	25 01:17.570 Geoff BLUFF	23	16 01:17.420 Paul ROZIER
ROW 11	22	26 01:17.310 Paul BROCK	21	92 01:17.180 Richard GROOM
ROW 10	20	35 01:17.150 Mark WEBSTER	19	99 01:16.990 Scott WARD
ROW 9	18	42 01:16.490 Andy HARVEYSON	17	90 01:16.360 Andrew RATH
ROW 8	16	37 01:15.330 Mac JESSOP	15	69 01:15.210 Scott WOODHEAD
ROW 7	14	28 01:14.880 Daniel FILLINGHAM	13	11 01:14.850 Andy PHILPOTTS
ROW 6	12	57 01:14.720 Martyn FOWDREY	11	1 01:14.460 Matt ROZIER
ROW 5	10	50 01:14.390 Benjamin LEACH	9	8 01:14.290 Stewart PLACE
ROW 4	8	2 01:14.220 Andrew THORPE	7	6 01:14.180 Edward COOPER
ROW 3	6	44 01:14.110 Andrew FELLOWS	5	7 01:14.080 Derek ROZIER
ROW 2	4	88 01:13.810 Martin CAYZER	3	67 01:13.740 Matthew STUBINGTON
ROW 1	2	72 01:13.470 Lee SCOTT	1	55 01:13.070 Marcus WARD
POLE				



Classic Stock Hatch Championship

Provisional Results - Race 3

Pl	No	Cl	Name	Car	Laps	Time	Behind	MPH	Best Lap on	MPH
1	55		Marcus WARD	Ford Fiesta XR2i	12	14:47.48		79.85	1:13.18	3 80.70
2	72		Lee SCOTT	Ford Fiesta XR2i	12	14:54.19	6.71	79.26	1:13.66	3 80.18
3	67		Matthew STUBINGTON	Peugeot 205 GTi	12	14:57.75	10.27	78.94	1:13.85	6 79.97
4	7		Derek ROZIER	Peugeot 205 GTi	12	15:02.56	15.08	78.52	1:13.83	11 79.99
5	1		Matt ROZIER	Peugeot 205 GTi	12	15:03.47	15.99	78.44	1:14.35	5 79.43
6	44		Andrew FELLOWS	Ford Fiesta XR2	12	15:03.82	16.34	78.41	1:14.31	7 79.48
7	88		Martin CAYZER	Ford Fiesta XR2i	12	15:04.30	16.82	78.37	1:13.75	6 80.08
8	57		Martyn FOWDREY	Ford Fiesta XR2	12	15:04.50	17.02	78.35	1:13.99	8 79.82
9	50		Benjamin LEACH	Ford Fiesta XR2i	12	15:06.34	18.86	78.19	1:13.85	5 79.97
10	8		Stewart PLACE	Peugeot 205 GTi	12	15:07.90	20.42	78.06	1:13.49	9 80.36
11	6		Edward COOPER	Vauxhall Nova GSi	12	15:09.23	21.75	77.94	1:14.10	5 79.70
12	37		Mac JESSOP	Peugeot 205 GTi	12	15:09.66	22.18	77.91	1:13.95	8 79.86
13	28		Daniel FILLINGHAM	Ford Fiesta XR2i	12	15:10.18	22.70	77.86	1:14.27	4 79.52
14	90		Andrew RATH	Ford Fiesta XR2	12	15:19.66	32.18	77.06	1:14.81	5 78.94
15	11		Andy PHILPOTTS	Ford Fiesta XR2i	12	15:19.85	32.37	77.04	1:14.94	5 78.81
16	99		Scott WARD	Ford Fiesta XR2	12	15:27.22	39.74	76.43	1:15.84	4 77.87
17	42		Andy HARVEYSON	Peugeot 205 GTi	12	15:30.23	42.75	76.19	1:16.22	5 77.48
18	92		Richard GROOM	Ford Fiesta XR2	12	15:36.87	49.39	75.65	1:16.52	5 77.18
19	16		Paul ROZIER	Peugeot 205 GTi	12	15:37.08	49.60	75.63	1:16.54	10 77.16
20	35		Mark WEBSTER	Ford Fiesta XR2i	12	15:37.78	50.30	75.57	1:17.07	3 76.63
21	25		Geoff BLUFF	Ford Fiesta XR2i	12	15:40.93	53.45	75.32	1:16.68	8 77.02
22	66		David DARLINGTON	Ford Fiesta XR2	11	15:00.81	1 Lap	72.12	1:19.14	8 74.62

Not-Classified

69	Scott WOODHEAD	Peugeot 205 GTi	7	15:32.35	NCF	44.34	1:16.40	2	77.30
2	Andrew THORPE	Citroen AX GTi	5	6:18.89	DNF	77.94	1:14.19	2	79.60

Non-Starters

26	Paul BROCK	Ford Fiesta XR2i
----	------------	------------------

Fastest Lap

55	Marcus WARD	Ford Fiesta XR2i	1:13.18	3	80.70
----	-------------	------------------	---------	---	-------

Weather / Track: Bright / Dry

Start Time : 12:10

Silverstone National

07 May 16 12:27

Clerk of Course :	Time Issued :	Chief Timekeeper : Terry Stevens
-------------------	---------------	----------------------------------

THESE RESULTS REMAIN PROVISIONAL FOR A MINIMUM OF 30 MINUTES FROM THE TIME OF ISSUE AND UNTIL ALL JUDICIAL AND TECHNICAL MATTERS HAVE BEEN SETTLED.

Lap Chart

Demon Tweeks / Yokohama Classic Stock Hatch Championship - Race 3

Lap 1		Lap 2		Lap 3		Lap 4		Lap 5		Lap 6		Lap 7		Lap 8		Lap 9		Lap 10	
No	Time	No	Time	No	Time	No	Time	No	Time	No	Time	No	Time	No	Time	No	Time	No	Time
55	1:18.51	55	2:31.71	55	3:44.89	55	4:58.34	55	6:11.86	55	7:25.30	55	8:38.71	55	9:52.10	55	11:05.45	55	12:19.18
72	1:18.73	72	2:32.49	72	3:46.15	72	5:00.15	72	6:14.06	72	7:28.08	72	8:41.92	72	9:56.28	72	11:10.86	72	12:25.29
67	1:19.84	67	2:34.28	67	3:48.63	67	5:03.13	67	6:17.15	67	7:31.00	67	8:45.15	67	9:59.52	67	11:13.91	67	12:28.45
7	1:20.00	2	2:34.43	2	3:49.46	2	5:04.22	2	6:18.89	1	7:34.40	1	8:48.88	1	10:03.24	1	11:17.82	1	12:32.95
2	1:20.24	7	2:35.38	7	3:49.56	1	5:05.43	1	6:19.78	44	7:35.60	44	8:49.91	44	10:04.43	44	11:18.79	44	12:33.23
44	1:20.78	44	2:35.76	1	3:50.70	44	5:05.64	7	6:19.98	7	7:35.90	7	8:51.55	7	10:05.43	88	11:19.79	7	12:34.02
1	1:21.16	1	2:36.05	44	3:50.72	7	5:05.76	44	6:20.07	28	7:36.43	88	8:51.67	88	10:05.80	7	11:20.05	88	12:34.36
57	1:22.61	57	2:38.08	57	3:52.30	57	5:06.77	57	6:20.80	57	7:36.70	57	8:52.06	57	10:06.05	57	11:20.56	57	12:34.68
8	1:22.76	28	2:38.64	28	3:53.18	28	5:07.45	28	6:21.98	88	7:37.31	28	8:52.31	28	10:06.81	28	11:21.93	50	12:36.99
28	1:22.91	50	2:39.38	88	3:55.22	88	5:09.47	88	6:23.56	6	7:39.05	50	8:53.40	50	10:07.30	50	11:21.99	6	12:37.80
6	1:23.35	88	2:39.39	6	3:55.57	6	5:09.76	6	6:23.86	50	7:39.08	6	8:53.71	6	10:08.07	8	11:22.30	28	12:37.84
88	1:23.39	8	2:39.47	50	3:56.00	50	5:10.24	50	6:24.09	8	7:40.88	8	8:55.11	8	10:08.81	6	11:22.96	8	12:38.04
50	1:23.65	37	2:40.01	37	3:56.50	8	5:11.57	8	6:25.81	37	7:41.06	37	8:55.99	37	10:09.94	37	11:24.61	37	12:39.31
37	1:24.30	6	2:40.12	8	3:56.64	37	5:12.26	37	6:26.75	11	7:44.04	11	8:59.57	11	10:15.01	11	11:31.19	11	12:47.43
69	1:24.44	69	2:40.84	11	3:57.83	11	5:13.43	11	6:28.37	90	7:44.47	90	8:59.90	90	10:15.42	90	11:31.38	90	12:47.91
42	1:24.89	42	2:41.40	69	3:58.02	90	5:13.93	90	6:28.74	42	7:47.54	99	9:04.46	99	10:20.81	99	11:37.51	99	12:53.93
90	1:25.01	90	2:41.48	90	3:58.52	42	5:14.98	42	6:31.20	99	7:48.32	42	9:04.99	42	10:21.51	42	11:38.98	42	12:56.09
11	1:25.49	11	2:41.89	42	3:58.67	99	5:15.54	99	6:31.87	92	7:53.03	92	9:10.19	92	10:27.05	92	11:44.74	92	13:01.90
99	1:26.10	99	2:42.34	99	3:59.70	92	5:19.14	92	6:35.66	35	7:53.89	35	9:11.14	35	10:28.52	16	11:45.66	16	13:02.20
35	1:26.94	35	2:44.20	35	4:01.27	35	5:19.25	35	6:36.52	16	7:54.23	16	9:11.49	16	10:29.02	35	11:45.73	35	13:02.93
92	1:27.41	92	2:44.68	92	4:01.67	16	5:20.99	16	6:37.58	25	7:57.10	25	9:14.22	25	10:30.90	25	11:48.25	25	13:06.03
16	1:27.53	16	2:46.40	16	4:04.30	25	5:23.37	25	6:40.23	66	8:20.10	66	9:40.04	69	10:51.30 *3	66	12:18.83		
25	1:28.24	25	2:46.95	25	4:05.13	69	5:34.24	66	7:00.33					66	10:59.18				
66	1:34.55	66	2:57.43	66	4:19.20	66	5:40.23												

Lap Chart

Demon Tweeks / Yokohama Classic Stock Hatch Championship - Race 3

Lap 11		Lap 12		Lap 13		Lap 14		Lap 15		Lap 16		Lap 17		Lap 18		Lap 19		Lap 20	
No	Time	No	Time	No	Time	No	Time	No	Time	No	Time	No	Time	No	Time	No	Time	No	Time
55	13:33.15	55	14:47.48																
66	13:38.99 *1	72	14:54.19																
72	13:39.74	67	14:57.75																
67	13:42.96	66	15:00.81 *1																
1	13:47.71	7	15:02.56																
7	13:47.85	1	15:03.47																
44	13:48.61	44	15:03.82																
88	13:48.84	88	15:04.30																
57	13:49.16	57	15:04.50																
50	13:51.65	50	15:06.34																
8	13:53.71	8	15:07.90																
28	13:53.79	6	15:09.23																
6	13:53.93	37	15:09.66																
37	13:54.19	28	15:10.18																
69	13:57.74 *5	90	15:19.66																
11	14:03.72	11	15:19.85																
90	14:04.41	99	15:27.22																
99	14:10.41	42	15:30.23																
42	14:13.16	69	15:32.35 *5																
92	14:19.33	92	15:36.87																
16	14:19.55	16	15:37.08																
35	14:20.36	35	15:37.78																
25	14:23.37	25	15:40.93																

Demon Tweeks / Yokohama Classic Stock Hatch Championship

LAP TIMES - Race 3

1 Matt ROZIER

Lap	1	2	3	4	5	6	7	8	9	10
1	1:21.16	1:14.89	1:14.65	1:14.73	1:14.35	1:14.62	1:14.48	1:14.36	1:14.58	1:15.13
11	1:14.76	1:15.76								

2 Andrew THORPE

Lap	1	2	3	4	5	6	7	8	9	10
1	1:20.24	1:14.19	1:15.03	1:14.76	1:14.67					

6 Edward COOPER

Lap	1	2	3	4	5	6	7	8	9	10
1	1:23.35	1:16.77	1:15.45	1:14.19	1:14.10	1:15.19	1:14.66	1:14.36	1:14.89	1:14.84
11	1:16.13	1:15.30								

7 Derek ROZIER

Lap	1	2	3	4	5	6	7	8	9	10
1	1:20.00	1:15.38	1:14.18	1:16.20	1:14.22	1:15.92	1:15.65	1:13.88	1:14.62	1:13.97
11	1:13.83	1:14.71								

8 Stewart PLACE

Lap	1	2	3	4	5	6	7	8	9	10
1	1:22.76	1:16.71	1:17.17	1:14.93	1:14.24	1:15.07	1:14.23	1:13.70	1:13.49	1:15.74
11	1:15.67	1:14.19								

11 Andy PHILPOTTS

Lap	1	2	3	4	5	6	7	8	9	10
1	1:25.49	1:16.40	1:15.94	1:15.60	1:14.94	1:15.67	1:15.53	1:15.44	1:16.18	1:16.24
11	1:16.29	1:16.13								

16 Paul ROZIER

Lap	1	2	3	4	5	6	7	8	9	10
1	1:27.53	1:18.87	1:17.90	1:16.69	1:16.59	1:16.65	1:17.26	1:17.53	1:16.64	1:16.54
11	1:17.35	1:17.53								

25 Geoff BLUFF

Lap	1	2	3	4	5	6	7	8	9	10
1	1:28.24	1:18.71	1:18.18	1:18.24	1:16.86	1:16.87	1:17.12	1:16.68	1:17.35	1:17.78
11	1:17.34	1:17.56								

28 Daniel FILLINGHAM

Lap	1	2	3	4	5	6	7	8	9	10
1	1:22.91	1:15.73	1:14.54	1:14.27	1:14.53	1:14.45	1:15.88	1:14.50	1:15.12	1:15.91
11	1:15.95	1:16.39								

35 Mark WEBSTER

Lap	1	2	3	4	5	6	7	8	9	10
1	1:26.94	1:17.26	1:17.07	1:17.98	1:17.27	1:17.37	1:17.25	1:17.38	1:17.21	1:17.20
11	1:17.43	1:17.42								

37	Mac JESSOP									
Lap	1	2	3	4	5	6	7	8	9	10
1	1:24.30	1:15.71	1:16.49	1:15.76	1:14.49	1:14.31	1:14.93	1:13.95	1:14.67	1:14.70
11	1:14.88	1:15.47								
42	Andy HARVEYSON									
Lap	1	2	3	4	5	6	7	8	9	10
1	1:24.89	1:16.51	1:17.27	1:16.31	1:16.22	1:16.34	1:17.45	1:16.52	1:17.47	1:17.11
11	1:17.07	1:17.07								
44	Andrew FELLOWS									
Lap	1	2	3	4	5	6	7	8	9	10
1	1:20.78	1:14.98	1:14.96	1:14.92	1:14.43	1:15.53	1:14.31	1:14.52	1:14.36	1:14.44
11	1:15.38	1:15.21								
50	Benjamin LEACH									
Lap	1	2	3	4	5	6	7	8	9	10
1	1:23.65	1:15.73	1:16.62	1:14.24	1:13.85	1:14.99	1:14.32	1:13.90	1:14.69	1:15.00
11	1:14.66	1:14.69								
55	Marcus WARD									
Lap	1	2	3	4	5	6	7	8	9	10
1	1:18.51	1:13.20	1:13.18	1:13.45	1:13.52	1:13.44	1:13.41	1:13.39	1:13.35	1:13.73
11	1:13.97	1:14.33								
57	Martyn FOWDREY									
Lap	1	2	3	4	5	6	7	8	9	10
1	1:22.61	1:15.47	1:14.22	1:14.47	1:14.03	1:15.90	1:15.36	1:13.99	1:14.51	1:14.12
11	1:14.48	1:15.34								
66	David DARLINGTON									
Lap	1	2	3	4	5	6	7	8	9	10
1	1:34.55	1:22.88	1:21.77	1:21.03	1:20.10	1:19.77	1:19.94	1:19.14	1:19.65	1:20.16
11	1:21.82									
67	Matthew STUBINGTON									
Lap	1	2	3	4	5	6	7	8	9	10
1	1:19.84	1:14.44	1:14.35	1:14.50	1:14.02	1:13.85	1:14.15	1:14.37	1:14.39	1:14.54
11	1:14.51	1:14.79								
69	Scott WOODHEAD									
Lap	1	2	3	4	5	6	7	8	9	10
1	1:24.44	1:16.40	1:17.18	1:36.22	5:17.06	3:06.44	1:34.61			
72	Lee SCOTT									
Lap	1	2	3	4	5	6	7	8	9	10
1	1:18.73	1:13.76	1:13.66	1:14.00	1:13.91	1:14.02	1:13.84	1:14.36	1:14.58	1:14.43
11	1:14.45	1:14.45								
88	Martin CAYZER									
Lap	1	2	3	4	5	6	7	8	9	10
1	1:23.39	1:16.00	1:15.83	1:14.25	1:14.09	1:13.75	1:14.36	1:14.13	1:13.99	1:14.57
11	1:14.48	1:15.46								

90 Andrew RATH

Lap	1	2	3	4	5	6	7	8	9	10
1	1:25.01	1:16.47	1:17.04	1:15.41	1:14.81	1:15.73	1:15.43	1:15.52	1:15.96	1:16.53
11	1:16.50	1:15.25								

92 Richard GROOM

Lap	1	2	3	4	5	6	7	8	9	10
1	1:27.41	1:17.27	1:16.99	1:17.47	1:16.52	1:17.37	1:17.16	1:16.86	1:17.69	1:17.16
11	1:17.43	1:17.54								

99 Scott WARD

Lap	1	2	3	4	5	6	7	8	9	10
1	1:26.10	1:16.24	1:17.36	1:15.84	1:16.33	1:16.45	1:16.14	1:16.35	1:16.70	1:16.42
11	1:16.48	1:16.81								



Classic Stock Hatch Championship

Qualifying 4

2nd Best Times

Pl	No	Cl	Name	Car	Laps	2nd Best on Lap
1	55		Marcus WARD	Ford Fiesta XR2i	12	1:13.13 8
2	72		Lee SCOTT	Ford Fiesta XR2i	12	1:13.70 7
3	88		Martin CAYZER	Ford Fiesta XR2i	12	1:13.86 4
4	67		Matthew STUBINGTON	Peugeot 205 GTi	12	1:13.98 7
5	2		Andrew THORPE	Citroen AX GTi	11	1:14.31 9
6	7		Derek ROZIER	Peugeot 205 GTi	12	1:14.34 4
7	44		Andrew FELLOWS	Ford Fiesta XR2	12	1:14.36 10
8	6		Edward COOPER	Vauxhall Nova GSi	12	1:14.46 10
9	8		Stewart PLACE/NO TRANSPONDER	Peugeot 205 GTi	12	1:14.50 8
10	1		Matt ROZIER	Peugeot 205 GTi	12	1:14.56 7
11	50		Benjamin LEACH	Ford Fiesta XR2i	12	1:14.63 11
12	57		Martyn FOWDREY	Ford Fiesta XR2	11	1:14.76 9
13	28		Daniel FILLINGHAM	Ford Fiesta XR2i	11	1:15.03 11
14	11		Andy PHILPOTTS	Ford Fiesta XR2i	11	1:15.12 10
15	69		Scott WOODHEAD/Check TXP wiring	Peugeot 205 GTi	11	1:15.30 8
16	37		Mac JESSOP	Peugeot 205 GTi	11	1:15.65 8
17	90		Andrew RATH	Ford Fiesta XR2	11	1:16.61 4
18	42		Andy HARVEYSON	Peugeot 205 GTi	11	1:16.64 8
19	99		Scott WARD	Ford Fiesta XR2	11	1:16.99 11
20	92		Richard GROOM	Ford Fiesta XR2	11	1:17.27 9
21	35		Mark WEBSTER	Ford Fiesta XR2i	10	1:17.37 6
22	25		Geoff BLUFF	Ford Fiesta XR2i	11	1:17.64 10
23	46	HB	Leon SHEPHERD	Ford Fiesta ST	10	1:17.65 7
24	16		Paul ROZIER	Peugeot 205 GTi	11	1:17.65 11
25	26		Paul BROCK	Ford Fiesta XR2i	8	1:17.77 7
26	18	HC	Mark CARTER	Toyota Corolla T Sport	10	1:21.63 1
27	22	GTO	Marcus BICKNELL/Steve EVERSON	Ford Mustang	5	1:28.20 3
28	66		David DARLINGTON	Ford Fiesta XR2	3	2:29.94 1

No 8 - No transponder signal detected. No 69 - transponder intermittent please check wiring.

Weather / Track:

Start Time : 10:10

Silverstone National

07 May 16 10:29


Clerk of Course :	Time Issued :	Chief Timekeeper : Terry Stevens
-------------------	---------------	----------------------------------

THESE RESULTS REMAIN PROVISIONAL FOR A MINIMUM OF 30 MINUTES FROM THE TIME OF ISSUE AND UNTIL ALL JUDICIAL AND TECHNICAL MATTERS HAVE BEEN SETTLED.

Results produced on HS Sports Timing and Results Systems. Results online at www.750MC.co.uk




RACE GRID



Demon Tweeks / Yokohama Classic Stock Hatch Championship

Race 9

ROW 14	28		27	
ROW 13	26		25	66 02:29.940 David DARLINGTON
ROW 12	24	26 01:17.770 Paul BROCK	23	16 01:17.650 Paul ROZIER
ROW 11	22	25 01:17.640 Geoff BLUFF	21	35 01:17.370 Mark WEBSTER
ROW 10	20	92 01:17.270 Richard GROOM	19	99 01:16.990 Scott WARD
ROW 9	18	42 01:16.640 Andy HARVEYSON	17	90 01:16.610 Andrew RATH
ROW 8	16	37 01:15.650 Mac JESSOP	15	69 01:15.300 Scott WOODHEAD
ROW 7	14	11 01:15.120 Andy PHILPOTTS	13	28 01:15.030 Daniel FILLINGHAM
ROW 6	12	57 01:14.760 Martyn FOWDREY	11	50 01:14.630 Benjamin LEACH
ROW 5	10	1 01:14.560 Matt ROZIER	9	8 01:14.500 Stewart PLACE
ROW 4	8	6 01:14.460 Edward COOPER	7	44 01:14.360 Andrew FELLOWS
ROW 3	6	7 01:14.340 Derek ROZIER	5	2 01:14.310 Andrew THORPE
ROW 2	4	67 01:13.980 Matthew STUBINGTON	3	88 01:13.860 Martin CAYZER
ROW 1	2	72 01:13.700 Lee SCOTT	1	55 01:13.130 Marcus WARD
POLE				



Classic Stock Hatch Championship

Provisional Results - Race 9 (Amended)

Pl	No	Cl	Name	Car	Laps	Time	Behind	MPH	Best Lap on	MPH
1	72		Lee SCOTT	Ford Fiesta XR2i	12	14:56.65		79.04	1:13.74	6 80.09
2	88		Martin CAYZER	Ford Fiesta XR2i	12	15:00.67	4.02	78.69	1:14.10	4 79.70
3	57		Martyn FOWDREY	Ford Fiesta XR2	12	15:02.61	5.96	78.52	1:14.09	10 79.71
4	7		Derek ROZIER	Peugeot 205 GTi	12	15:03.16	6.51	78.47	1:14.01	11 79.80
5	67		Matthew STUBINGTON	Peugeot 205 GTi	12	15:03.56	6.91	78.43	1:13.96	5 79.85
6	1		Matt ROZIER	Peugeot 205 GTi	12	15:04.86	8.21	78.32	1:14.02	6 79.79
7	6		Edward COOPER	Vauxhall Nova GSi	12	15:05.65	9.00	78.25	1:13.96	12 79.85
8	44		Andrew FELLOWS	Ford Fiesta XR2	12	15:06.11	9.46	78.21	1:14.15	8 79.65
9	8		Stewart PLACE	Peugeot 205 GTi	12	15:06.20	9.55	78.21	1:13.66	8 80.18
10	50		Benjamin LEACH	Ford Fiesta XR2i	12	15:06.70	10.05	78.16	1:14.02	9 79.79
11	37		Mac JESSOP	Peugeot 205 GTi	12	15:08.79	12.14	77.98	1:14.21	12 79.58
12	11		Andy PHILPOTTS	Ford Fiesta XR2i	12	15:19.64	22.99	77.06	1:15.19	7 78.55
13	69		Scott WOODHEAD	Peugeot 205 GTi	12	15:25.53	28.88	76.57	1:15.10	7 78.64
14	99		Scott WARD	Ford Fiesta XR2	12	15:28.69	32.04	76.31	1:15.78	3 77.93
15	16		Paul ROZIER	Peugeot 205 GTi	12	15:28.69	32.04	76.31	1:15.95	11 77.76
16	90		Andrew RATH	Ford Fiesta XR2	12	15:29.17	32.52	76.27	1:15.98	4 77.73
17	35		Mark WEBSTER	Ford Fiesta XR2i	12	15:32.47	35.82	76.00	1:16.34	4 77.36
18	42		Andy HARVEYSON	Peugeot 205 GTi	12	15:35.61	38.96	75.75	1:15.96	3 77.75
19	92		Richard GROOM	Ford Fiesta XR2	12	15:41.44	44.79	75.28	1:16.23	7 77.47
20	66		David DARLINGTON	Ford Fiesta XR2	12	16:02.69	1:06.04	73.62	1:17.60	8 76.11

Not-Classified

26	Paul BROCK	Ford Fiesta XR2i	9	11:46.92	DNF	75.19	1:16.19	4	77.51
25	Geoff BLUFF	Ford Fiesta XR2i	9	12:18.54	DNF	71.97	1:16.57	6	77.13
28	Daniel FILLINGHAM	Ford Fiesta XR2i	8	10:23.04	DNF	75.83	1:14.67	5	79.09
55	Marcus WARD	Ford Fiesta XR2i	6	7:27.85	DNF	79.12	1:13.57	4	80.27

Exclusions

2	Andrew THORPE	Citroen AX GTi	Eligibility
---	---------------	----------------	-------------

Fastest Lap

55	Marcus WARD	Ford Fiesta XR2i	1:13.57	4	80.27
----	-------------	------------------	---------	---	-------

Weather / Track: Cloudy / Dry

Start Time : 16:41

Silverstone National

09 May 16 12:09

Clerk of Course :	Time Issued :	Chief Timekeeper : Terry Stevens
-------------------	---------------	----------------------------------

THESE RESULTS REMAIN PROVISIONAL FOR A MINIMUM OF 30 MINUTES FROM THE TIME OF ISSUE AND UNTIL ALL JUDICIAL AND TECHNICAL MATTERS HAVE BEEN SETTLED.

Results produced on HS Sports Timing and Results Systems

Lap Chart

Demon Tweeks / Yokohama Classic Stock Hatch Championship - Race 9

Lap 1		Lap 2		Lap 3		Lap 4		Lap 5		Lap 6		Lap 7		Lap 8		Lap 9		Lap 10	
No	Time	No	Time	No	Time	No	Time	No	Time	No	Time	No	Time	No	Time	No	Time	No	Time
55	1:19.22	55	2:32.97	55	3:46.82	55	5:00.39	55	6:14.15	55	7:27.85	72	8:44.17	72	9:58.59	72	11:12.99	72	12:27.37
72	1:20.23	72	2:34.48	72	3:48.80	72	5:02.57	72	6:16.39	72	7:30.13	67	8:47.78	88	10:02.85	88	11:17.29	88	12:31.80
2	1:20.33	2	2:35.09	2	3:50.04	2	5:03.93	88	6:18.53	88	7:32.92	88	8:47.83	57	10:04.71	57	11:19.77	57	12:33.86
88	1:20.52	88	2:35.64	88	3:50.26	88	5:04.36	67	6:18.94	67	7:33.32	7	8:49.05	7	10:04.84	7	11:20.22	7	12:34.38
67	1:20.85	67	2:36.41	67	3:50.66	67	5:04.98	2	6:19.00	7	7:34.36	2	8:49.46	2	10:05.17	1	11:20.97	1	12:35.02
7	1:21.19	7	2:36.72	7	3:51.14	7	5:05.37	7	6:19.39	2	7:34.44	57	8:50.18	1	10:05.56	67	11:21.19	67	12:35.43
6	1:21.53	6	2:37.31	57	3:52.83	57	5:07.47	57	6:21.71	57	7:36.07	1	8:50.54	67	10:05.73	2	11:21.53	2	12:35.99
1	1:21.71	57	2:37.37	1	3:53.08	1	5:08.23	1	6:22.39	1	7:36.41	44	8:53.95	44	10:08.10	44	11:22.32	6	12:36.71
57	1:21.86	1	2:37.56	6	3:53.32	6	5:08.43	44	6:23.68	44	7:39.55	6	8:54.31	6	10:08.31	6	11:22.46	44	12:36.85
28	1:22.61	8	2:38.00	28	3:53.77	44	5:09.09	6	6:23.71	6	7:39.58	8	8:55.14	8	10:08.80	8	11:22.68	8	12:37.01
8	1:22.91	28	2:38.21	44	3:54.05	28	5:09.17	28	6:23.84	28	7:39.94	28	8:55.26	50	10:10.23	50	11:24.25	50	12:38.36
11	1:23.65	50	2:38.99	8	3:54.18	8	5:09.36	8	6:23.94	50	7:40.20	50	8:55.54	37	10:11.10	37	11:25.61	37	12:39.95
50	1:23.77	44	2:39.49	50	3:54.86	50	5:09.78	50	6:25.23	8	7:40.30	37	8:56.63	11	10:16.19	11	11:31.80	11	12:47.89
37	1:24.32	11	2:39.93	37	3:57.21	37	5:12.44	37	6:27.45	37	7:42.26	11	9:00.28	69	10:16.78	69	11:32.59	69	12:49.21
44	1:25.05	37	2:40.12	11	3:57.28	11	5:13.56	11	6:29.20	11	7:45.09	69	9:00.86	90	10:22.33	99	11:39.40	99	12:55.88
69	1:26.05	69	2:42.21	69	3:58.06	69	5:14.15	69	6:30.09	69	7:45.76	99	9:05.65	99	10:22.44	90	11:39.60	16	12:56.44
90	1:26.14	99	2:44.11	99	3:59.89	99	5:16.38	99	6:33.57	99	7:49.60	90	9:06.14	16	10:22.61	16	11:40.01	90	12:56.93
99	1:27.08	90	2:44.29	90	4:00.79	90	5:16.77	90	6:33.81	90	7:50.03	16	9:06.58	28	10:23.04	35	11:42.52	35	12:59.08
16	1:27.57	16	2:44.44	16	4:01.05	16	5:17.48	16	6:34.43	16	7:50.54	35	9:09.25	35	10:25.63	42	11:43.82	42	13:00.59
26	1:28.07	42	2:45.73	42	4:01.69	42	5:18.81	35	6:35.97	35	7:52.51	42	9:09.69	42	10:26.82	26	11:46.92	92	13:05.18
42	1:28.11	35	2:46.13	35	4:02.69	35	5:19.03	42	6:36.55	42	7:53.35	26	9:11.10	26	10:29.29	92	11:47.24	66	13:26.47
35	1:28.58	26	2:46.43	26	4:03.41	26	5:19.60	26	6:36.96	26	7:53.67	92	9:14.18	92	10:31.00	66	12:07.79		
25	1:28.93	25	2:46.81	25	4:04.40	25	5:22.13	25	6:40.45	25	7:57.02	25	9:14.21	25	10:37.87	25	12:18.54		
92	1:29.66	92	2:48.39	92	4:06.28	92	5:23.93	92	6:41.28	92	7:57.95	66	9:32.42	66	10:50.02				
66	1:35.92	66	2:58.15	66	4:18.56	66	5:37.77	66	6:55.95	66	8:14.32								

Lap Chart

Demon Tweeks / Yokohama Classic Stock Hatch Championship - Race 9

Lap 11		Lap 12		Lap 13		Lap 14		Lap 15		Lap 16		Lap 17		Lap 18		Lap 19		Lap 20	
No	Time	No	Time	No	Time	No	Time	No	Time	No	Time	No	Time	No	Time	No	Time	No	Time
72	13:41.89	72	14:56.65																
88	13:46.28	88	15:00.67																
57	13:48.16	57	15:02.61																
7	13:48.39	7	15:03.16																
1	13:49.34	67	15:03.56																
67	13:49.41	2	15:04.75																
2	13:50.60	1	15:04.86																
6	13:51.69	6	15:05.65																
44	13:51.85	44	15:06.11																
8	13:52.02	8	15:06.20																
50	13:52.52	50	15:06.70																
37	13:54.58	37	15:08.79																
11	14:03.58	11	15:19.64																
69	14:06.56	69	15:25.53																
99	14:12.14	99	15:28.69																
16	14:12.39	16	15:28.69																
90	14:12.93	90	15:29.17																
35	14:15.80	35	15:32.47																
42	14:17.94	42	15:35.61																
92	14:22.49	92	15:41.44																
66	14:44.35	66	16:02.69																

Demon Tweeks / Yokohama Classic Stock Hatch Championship

LAP TIMES - Race 9

1	Matt ROZIER									
Lap	1	2	3	4	5	6	7	8	9	10
1	1:21.71	1:15.85	1:15.52	1:15.15	1:14.16	1:14.02	1:14.13	1:15.02	1:15.41	1:14.05
11	1:14.32	1:15.52								
2	Andrew THORPE									
Lap	1	2	3	4	5	6	7	8	9	10
1	1:20.33	1:14.76	1:14.95	1:13.89	1:15.07	1:15.44	1:15.02	1:15.71	1:16.36	1:14.46
11	1:14.61	1:14.15								
6	Edward COOPER									
Lap	1	2	3	4	5	6	7	8	9	10
1	1:21.53	1:15.78	1:16.01	1:15.11	1:15.28	1:15.87	1:14.73	1:14.00	1:14.15	1:14.25
11	1:14.98	1:13.96								
7	Derek ROZIER									
Lap	1	2	3	4	5	6	7	8	9	10
1	1:21.19	1:15.53	1:14.42	1:14.23	1:14.02	1:14.97	1:14.69	1:15.79	1:15.38	1:14.16
11	1:14.01	1:14.77								
8	Stewart PLACE									
Lap	1	2	3	4	5	6	7	8	9	10
1	1:22.91	1:15.09	1:16.18	1:15.18	1:14.58	1:16.36	1:14.84	1:13.66	1:13.88	1:14.33
11	1:15.01	1:14.18								
11	Andy PHILPOTTS									
Lap	1	2	3	4	5	6	7	8	9	10
1	1:23.65	1:16.28	1:17.35	1:16.28	1:15.64	1:15.89	1:15.19	1:15.91	1:15.61	1:16.09
11	1:15.69	1:16.06								
16	Paul ROZIER									
Lap	1	2	3	4	5	6	7	8	9	10
1	1:27.57	1:16.87	1:16.61	1:16.43	1:16.95	1:16.11	1:16.04	1:16.03	1:17.40	1:16.43
11	1:15.95	1:16.30								
25	Geoff BLUFF									
Lap	1	2	3	4	5	6	7	8	9	10
1	1:28.93	1:17.88	1:17.59	1:17.73	1:18.32	1:16.57	1:17.19	1:23.66	1:40.67	
26	Paul BROCK									
Lap	1	2	3	4	5	6	7	8	9	10
1	1:28.07	1:18.36	1:16.98	1:16.19	1:17.36	1:16.71	1:17.43	1:18.19	1:17.63	
28	Daniel FILLINGHAM									
Lap	1	2	3	4	5	6	7	8	9	10
1	1:22.61	1:15.60	1:15.56	1:15.40	1:14.67	1:16.10	1:15.32	1:27.78		
35	Mark WEBSTER									
Lap	1	2	3	4	5	6	7	8	9	10
1	1:28.58	1:17.55	1:16.56	1:16.34	1:16.94	1:16.54	1:16.74	1:16.38	1:16.89	1:16.56
11	1:16.72	1:16.67								

37	Mac JESSOP									
Lap	1	2	3	4	5	6	7	8	9	10
1	1:24.32	1:15.80	1:17.09	1:15.23	1:15.01	1:14.81	1:14.37	1:14.47	1:14.51	1:14.34
11	1:14.63	1:14.21								
42	Andy HARVEYSON									
Lap	1	2	3	4	5	6	7	8	9	10
1	1:28.11	1:17.62	1:15.96	1:17.12	1:17.74	1:16.80	1:16.34	1:17.13	1:17.00	1:16.77
11	1:17.35	1:17.67								
44	Andrew FELLOWS									
Lap	1	2	3	4	5	6	7	8	9	10
1	1:25.05	1:14.44	1:14.56	1:15.04	1:14.59	1:15.87	1:14.40	1:14.15	1:14.22	1:14.53
11	1:15.00	1:14.26								
50	Benjamin LEACH									
Lap	1	2	3	4	5	6	7	8	9	10
1	1:23.77	1:15.22	1:15.87	1:14.92	1:15.45	1:14.97	1:15.34	1:14.69	1:14.02	1:14.11
11	1:14.16	1:14.18								
55	Marcus WARD									
Lap	1	2	3	4	5	6	7	8	9	10
1	1:19.22	1:13.75	1:13.85	1:13.57	1:13.76	1:13.70				
57	Martyn FOWDREY									
Lap	1	2	3	4	5	6	7	8	9	10
1	1:21.86	1:15.51	1:15.46	1:14.64	1:14.24	1:14.36	1:14.11	1:14.53	1:15.06	1:14.09
11	1:14.30	1:14.45								
66	David DARLINGTON									
Lap	1	2	3	4	5	6	7	8	9	10
1	1:35.92	1:22.23	1:20.41	1:19.21	1:18.18	1:18.37	1:18.10	1:17.60	1:17.77	1:18.68
11	1:17.88	1:18.34								
67	Matthew STUBINGTON									
Lap	1	2	3	4	5	6	7	8	9	10
1	1:20.85	1:15.56	1:14.25	1:14.32	1:13.96	1:14.38	1:14.46	1:17.95	1:15.46	1:14.24
11	1:13.98	1:14.15								
69	Scott WOODHEAD									
Lap	1	2	3	4	5	6	7	8	9	10
1	1:26.05	1:16.16	1:15.85	1:16.09	1:15.94	1:15.67	1:15.10	1:15.92	1:15.81	1:16.62
11	1:17.35	1:18.97								
72	Lee SCOTT									
Lap	1	2	3	4	5	6	7	8	9	10
1	1:20.23	1:14.25	1:14.32	1:13.77	1:13.82	1:13.74	1:14.04	1:14.42	1:14.40	1:14.38
11	1:14.52	1:14.76								
88	Martin CAYZER									
Lap	1	2	3	4	5	6	7	8	9	10
1	1:20.52	1:15.12	1:14.62	1:14.10	1:14.17	1:14.39	1:14.91	1:15.02	1:14.44	1:14.51
11	1:14.48	1:14.39								

90 Andrew RATH

Lap	1	2	3	4	5	6	7	8	9	10
1	1:26.14	1:18.15	1:16.50	1:15.98	1:17.04	1:16.22	1:16.11	1:16.19	1:17.27	1:17.33
11	1:16.00	1:16.24								

92 Richard GROOM

Lap	1	2	3	4	5	6	7	8	9	10
1	1:29.66	1:18.73	1:17.89	1:17.65	1:17.35	1:16.67	1:16.23	1:16.82	1:16.24	1:17.94
11	1:17.31	1:18.95								

99 Scott WARD

Lap	1	2	3	4	5	6	7	8	9	10
1	1:27.08	1:17.03	1:15.78	1:16.49	1:17.19	1:16.03	1:16.05	1:16.79	1:16.96	1:16.48
11	1:16.26	1:16.55								